



## AFRICAN DEVELOPMENT BANK GROUP

---

### Weekly Data Flash on Covid-19 in Africa<sup>1</sup>:

*The situation as of Sunday, June 19, 2022*

Statistics Department (ECST)

---

<sup>1</sup> This briefing note has been prepared by Roza Mamuye Bora, Principal Statistician; Anouar Chaouch, Senior Statistician; Soumaila Karambiri, Statistical Assistant; Regis Hauhouot Stephane, Statistical Assistant and Desire Lakpa Guy, Statistical Assistant; and Robert Maate, Chief Statistician under the supervision of Louis Kouakou, Ag Director, Statistics Department.

# Contents

	Page
Highlights of the Covid-19 Situation in Africa as of June 19, 2022	1
Data Annexes: Africa	4
Highlights of the Covid-19 Situation in Central Africa as of June 19, 2022	6
Data Annexes: Central Africa	8
Highlights of the Covid-19 Situation in East Africa as of June 19, 2022	9
Data Annexes: East Africa	11
Highlights of the Covid-19 Situation in North Africa as of June 19, 2022	12
Data Annexes: North Africa	14
Highlights of the Covid-19 Situation in Southern Africa as of June 19, 2022	15
Data Annexes: Southern Africa	17
Highlights of the Covid-19 Situation in West Africa as of June 19, 2022	18
Data Annexes: West Africa	20

# Highlights of the Covid-19 Situation in Africa for the Week Ending June 19, 2022

## *Vaccinations: Status Update*

- In the week ending June 19, 2022, over 49.9 million new Covid-19 vaccinations were reported to have been administered globally, leading to a cumulative total of over 12 billion since the start of the program. In terms of the geographical distribution, China accounts for 28.2% of the total number of Covid-19 vaccinations administered to date, followed by India at 16.3% and the USA at 4.9%.
- The number of African countries with data on Covid-19 vaccinations stands at 51, of which only 26 released new data on the progress of the vaccination program this week. As of June 19, 2022, a cumulative total of 521,317,496<sup>1</sup> vaccinations had been administered in Africa, which represents 4.3% of total global vaccinations. Egypt accounts for 16.9% of the vaccinations carried out in Africa to date, followed by Morocco (10.5%), Nigeria (8.9%) and South Africa (7.0%). As of June 19, 2022, 18.4% of Africa's population had completed<sup>2</sup> a course of vaccination and 23.8% had received at least one dose of vaccine.

## *Covid-19 Testing in Africa*

- As of Sunday, June 19, 2022, nearly 110.5 million tests for Covid-19 had been administered in Africa. Nine countries collectively account for 64.4% of all the tests conducted in Africa by June 19, 2022, namely, South Africa (23.2%), Morocco (10.7%), Egypt (5.5%), Rwanda (5.0%), Nigeria (4.7%), Ethiopia (4.5%), Tunisia (4.2%), Kenya (3.4%) and Zambia (3.2%).
- The average number of tests per 1 million people in Africa as of June 19, 2022, stands at 82,495. Mauritius is leading on this indicator with 1,008,450 tests per 1 million people, followed by Botswana (971,736), Eswatini (890,656), Cabo Verde (884,647), Gabon (718,820), South Africa (431,593) and Rwanda (426,404).

## *Confirmed, New and Active Global Covid-19 Cases*

- Globally, the total number of confirmed Covid-19 cases since the start of the pandemic reached 538,951,914<sup>3</sup>, of which 95.4% have recovered. The majority cases (36.8%) occurred in Europe, followed by Asia (29.4%), North America (19.1%), South America (10.8%) and Africa (2.2%).

---

<sup>1</sup> The total vaccination figures indicate the total number of vaccines administered, including both vaccinations completed and vaccines of at least one dose.

<sup>2</sup> Completed vaccination refers to population that have taken the minimum required doses of vaccination, depending on the type of vaccine.

<sup>3</sup> Due to irregular reporting from countries and because not all cases are reported to health facilities, the total figure is believed to be underestimated globally.

- **The number of new cases reported globally in the review week amounted to 3,706,098,** indicating a 12.3% increase compared to the new cases recorded in the preceding week.
- **The cumulative total of global deaths due to Covid-19 reached 6,318,626, of which 9,422 were recorded in the week ending June 19, 2022.** This was 7.3% lower than the number of deaths recorded in the previous week. The number of global active cases decreased by 136,105 cases in the week under review, bringing the total, as of June 19, 2022, to 18,400,233.
- **Africa accounts for 2.2% of the total global cases, 4.0% of total global deaths due to Covid-19, 2.1% of global recovered cases and 2.6% of active cases as of June 19, 2022, as detailed below.**

### *Confirmed, New and Active Covid-19 Cases in Africa*

- **As of June 19, 2022, the total number of confirmed cases in Africa reached 11,789,812,<sup>4</sup>** 65.6% of which were in six countries, namely South Africa (33.8%), Morocco (10.1%), Tunisia (8.9%), Egypt (4.4%), Libya (4.3%) and Ethiopia (4.1%). The six countries with the lowest number of reported cases since the start of the pandemic were São Tomé & Príncipe, Chad, Liberia, Sierra Leone, Comoros and Guinea-Bissau, with cases ranging between 6,010 in São Tomé & Príncipe and 8,307 in Guinea-Bissau. These six countries collectively account for 0.4% of the confirmed cases in Africa. Considering population size, Seychelles, Botswana, Cabo Verde, Tunisia, Libya and South Africa are the six countries with the highest number of confirmed cases per 100,000 people, with rates ranging from 44,726 in Seychelles to 6,560 in South Africa.
- **In the week under review, a total of 39,413 new cases were reported in Africa,** which is 20.6% higher than new cases recorded in the previous week. These new cases in Africa account for 1.1% of the weekly new cases recorded globally. The Southern Africa region accounted for 38.6% of the weekly new cases in Africa, followed by North Africa (29.0%), East Africa (22.9%), West Africa (9.4%) and Central Africa (0.1%).
- **The number of active cases in Africa increased by 5,103 in the week ending June 19, 2022, indicating a cumulative total of 481,146 active cases.** Currently, five countries collectively account for 65.3% of the active cases in Africa, namely Rwanda (17.4%), Algeria (16.8%), Uganda (13.1%), Egypt (10.2%) and the Democratic Republic of Congo (7.8%).
- **Southern Africa recorded a decline in active cases, while an increase was observed in the rest of the regions, during the review week.**

### *Deaths and the Case Fatality Rates in Africa*

- **As of June 19, 2022, a total of 254,537 deaths had been reported in Africa since the start of the pandemic,** of which 50.8% were in Southern Africa, 32.9% in North Africa, 10.3% in East

---

<sup>4</sup> The Democratic Republic of Congo, Angola, Lesotho and Guinea have not released new data for this week ending June 19, 2022. Cameroon, Central African Republic, Republic of Congo, Comoros, Tanzania, Egypt, Mauritius, Gambia and Niger have not released new data for at least two consecutive weeks.

Africa, 4.3% in West Africa, and 1.7% in Central Africa. The five countries with the highest number of reported deaths due to Covid-19 since the start of the pandemic are South Africa, Tunisia, Egypt, Morocco and Ethiopia, ranging from 101,604 in South Africa to 7,523 in Ethiopia. A total of 208 new deaths were reported in Africa in the week under review, which is a 6.3% decline compared to the number recorded in the preceding week.

- **The case fatality rate (CFR), i.e. deaths per confirmed cases for Africa, stands at 2.2%, which is higher than the global CFR rate of 1.2%.** Regionally, West Africa has the lowest CFR at 1.3%, followed by Central Africa at 1.4%, East Africa at 1.9%, Southern Africa and North Africa at 2.3%. As of June 19, 2022, sixteen African countries recorded CFRs higher than the African average with the highest in Sudan at 7.9%, followed by Somalia (5.1%), Egypt (4.8%), Liberia (3.9%), Niger (3.4%), Malawi (3.1%), The Gambia (3.0%), Tunisia (2.7%), Mauritius (2.6%), Chad (2.6%), Algeria (2.6%), South Africa (2.5%), Namibia (2.4%), Mali (2.4%), Tanzania (2.4%) and Senegal (2.3%).

### *Recovery Rates in Africa*

- **As of June 19, 2022, the cumulative total of recovered cases in Africa reached 10,962,076, representing 93.0% of its confirmed cases.<sup>5</sup>** Regionally, the recovery rates stand at 97.6% for West Africa, 97.1% for Southern Africa, 93.1% for North Africa, 82.5% for Central Africa and 75.2% for East Africa. In the week under review, a total of 34,057 newly recovered cases were reported in Africa.

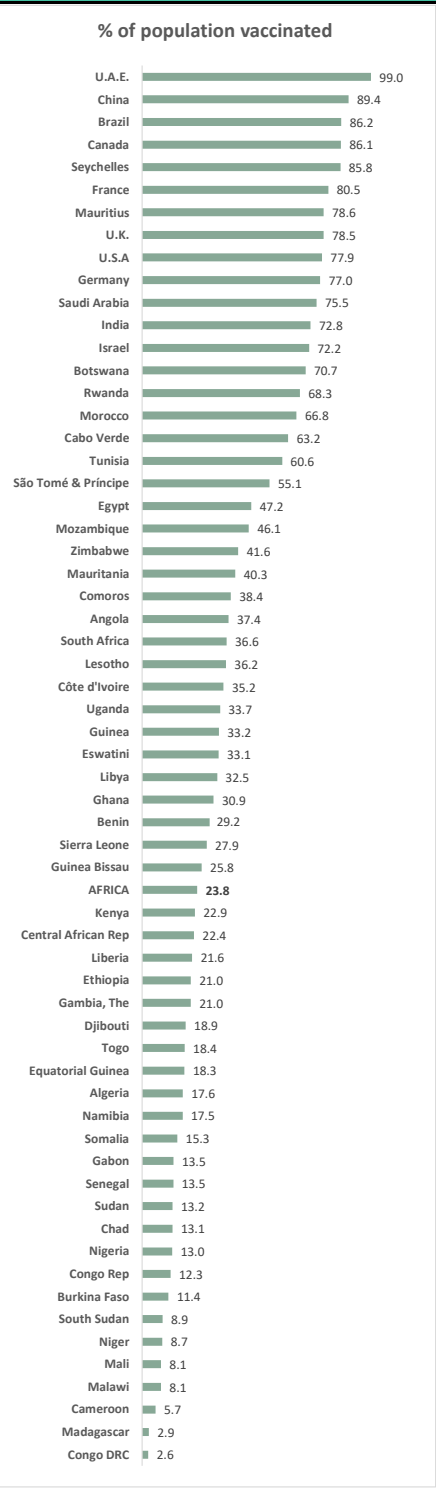
---

<sup>5</sup> Central African Republic, Chad, Tanzania, Sudan and Liberia are not currently reporting on recovered cases.

**Status of Vaccinations Administered in Africa and Selected Global Countries for the Week Ending 19 June 2022**

	Vaccinations					
	Total vaccinations	% of population vaccinated (at least one dose)	% of population vaccinated completed (2 doses)*	New vaccinations for the week of 19 June.	New vaccinations for the week of 12 June.	Weekly change
<b>World</b>	<b>12,024,224,703</b>	<b>49.1</b>	<b>43.7</b>	<b>49,910,378</b>	<b>44,498,916</b>	<b>5,411,462</b>
<b>AFRICA</b>	<b>521,317,496</b>	<b>23.8</b>	<b>18.4</b>	<b>9,314,134</b>	<b>5,435,357</b>	<b>3,878,777</b>
Algeria	15,205,854	17.6	14.5	0	0	0
Angola	19,486,927	37.4	20.1	530,594	524,526	6,068
Benin	4,156,907	29.2	21.6	534,994	2,323	532,671
Botswana	2,727,844	70.7	63.0	397,255	0	397,255
Burkina Faso	2,947,562	11.4	7.2	8,907	0	8,907
Cabo Verde	762,486	63.2	54.7	0	0	0
Cameroon	1,837,626	5.7	4.5	628	425	203
Central African Rep	1,193,681	22.4	21.2	8,169	0	8,169
Chad	2,355,126	13.1	12.4	2,205	0	2,205
Comoros	642,520	38.4	33.9	0	0	0
Congo DRC	2,952,125	2.6	1.9	280,519	240,246	40,273
Congo Rep	831,318	12.3	11.5	0	939	-939
Côte d'Ivoire	12,753,769	35.2	26.0	0	365,822	-365,822
Djibouti	311,823	18.9	14.9	9,728	105,579	-95,851
Egypt	88,052,405	47.2	34.6	2,787,036	0	2,787,036
Equatorial Guinea	480,000	18.3	14.8	0	0	0
Eswatini	535,393	33.1	28.7	0	0	0
Ethiopia	29,419,678	21.0	18.1	0	46,200	-46,200
Gabon	566,886	13.5	11.2	8,430	0	8,430
Gambia, The	720,000	21.0	14.9	0	0	0
Ghana	16,203,630	30.9	20.6	0	80,768	-80,768
Guinea	6,127,699	33.2	18.6	0	0	0
Guinea Bissau	562,717	25.8	17.0	0	97	-97
Kenya	18,573,028	22.9	16.8	140,957	185,333	-44,376
Lesotho	933,825	36.2	33.7	0	0	0
Liberia	2,201,300	21.6	20.9	0	0	0
Libya	3,555,695	32.5	16.9	28,602	0	28,602
Madagascar	2,369,775	2.9	2.7	0	0	0
Malawi	2,166,402	8.1	6.3	0	0	0
Mali	2,308,245	8.1	6.0	109,111	84,026	25,085
Mauritania	2,845,889	40.3	27.9	6,960	188,929	-181,969
Mauritius	2,698,115	78.6	75.7	0	0	0
Morocco	54,758,259	66.8	62.7	89,513	0	89,513
Mozambique	31,616,078	46.1	43.2	0	0	0
Namibia	834,756	17.5	14.9	0	0	0
Niger	3,726,602	8.7	6.2	0	0	0
Nigeria	46,391,592	13.0	8.0	2,397,037	0	2,397,037
Rwanda	22,214,312	68.3	64.2	0	297,090	-297,090
São Tomé & Príncipe	214,560	55.1	41.1	5,903	0	5,903
Senegal	2,523,856	13.5	6.1	0	0	0
Seychelles	221,597	85.8	81.6	97	20,379	-20,282
Sierra Leone	2,930,408	27.9	18.7	0	0	0
Somalia	3,724,063	15.3	9.3	939,076	0	939,076
South Africa	36,602,354	36.6	31.6	153,684	210,382	-56,698
South Sudan	1,059,464	8.9	8.5	13,654	315,763	-302,109
Sudan	9,710,092	13.2	8.3	110,675	2,392,655	-2,281,980
Togo	3,290,821	18.4	18.4	0	0	0
Tunisia	13,186,512	60.6	53.4	4,089	4,188	-99
Uganda	21,268,120	33.7	22.9	223,690	0	223,690
Zambia	6,675,386	...	22.0	465,455	319,981	145,474
Zimbabwe	11,882,414	41.6	30.3	57,166	49,706	7,460
<b>Americas</b>						
Brazil	449,291,596	86.2	78.6	1,874,966	4,845,305	-2,970,339
Canada	86,110,100	86.1	82.6	167,105	206,924	-39,819
U.S.A	592,313,778	77.9	66.7	2,417,046	2,030,544	386,502
<b>Asia</b>						
China	3,394,504,000	89.4	87.1	5,050,000	5,082,000	-32,000
India	1,959,268,288	72.8	65.0	9,277,175	10,028,156	-750,981
<b>Europe</b>						
France	148,063,245	80.5	78.2	0	3,424,019	-3,424,019
Germany	180,542,803	77.0	76.9	183,760	175,440	8,320
Israel	18,169,580	72.2	66.1	6,812	4,778	2,034
U.K.	149,084,814	78.5	73.4	1,118,872	4,760,321	-3,641,449
<b>Middle East</b>						
Saudi Arabia	66,676,340	75.5	70.9	197,023	523,392	-326,369
U.A.E.	24,922,054	99.0	97.1	0	0	0

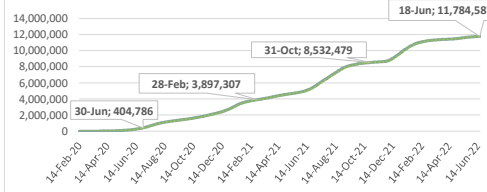
\*: % of population vaccinated completed: Indicates the population that has taken the minimum required doses to complete vaccination depending on the type of vaccine



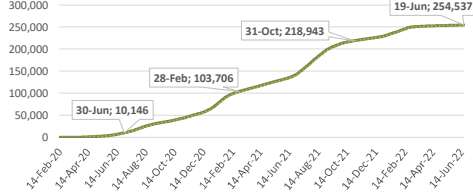
Summary of COVID-19 tracking in Africa: Situation for the week ending 19 June 2022

	Date of first case	Cases				Deaths				Recovered				Active				Test	
		Total cases	New cases for the week of	New cases for the week of	Weekly change from Previous week	Total deaths	New deaths for the week of	New deaths for the week of	Weekly change from Previous week	Total Recovered	New recovered for the week of	New recovered for the week of	Weekly change from Previous week	Active cases	New active for the week of	New active for the week of	Weekly change from Previous week	Total tests	Tests Per million People
		19 June	12 June	12 June	12 June	19 June	12 June	12 June	12 June	19 June	12 June	12 June	12 June	19 June	12 June	12 June	12 June	19 June	19 June
World	31-Dec-19	538,951,914	3,706,098	3,301,180	404,918	6,318,626	9,422	10,160	-738	514,233,055	3,832,781	3,220,925	611,856	18,400,233	136,105	70,095	-206,200	6,503,502,696	834,339
Africa	14-Feb-20	11,789,812	39,413	32,677	6,736	254,537	208	222	-14	10,962,076	34,057	32,461	1,596	481,146	5,103	-68	5,171	110,446,794	82,495
Central Africa	6-Mar-20	319,769	47	791	-744	4,453	0	7	-7	263,681	16	17	-1	51,635	31	767	-736	6,398,013	43,670
East Africa	13-Mar-20	1,373,680	9,028	6,495	2,533	26,183	22	9	13	1,032,946	4,756	1,792	2,964	222,498	4,205	4,632	-427	20,995,858	55,916
North Africa	14-Feb-20	3,573,416	11,413	6,156	5,257	83,642	12	9	3	3,327,540	5,981	2,727	3,254	162,234	5,420	3,420	2,000	26,374,573	127,762
Southern Africa	5-Mar-20	5,677,723	15,206	17,979	-2,773	129,231	165	196	-31	5,512,823	21,389	27,146	-5,757	35,669	-6,348	-9,363	3,015	41,657,183	195,405
West Africa	28-Feb-20	845,224	3,719	1,256	2,463	11,028	9	1	8	825,086	1,915	779	1,136	9,110	1,795	476	1,319	15,021,167	37,817

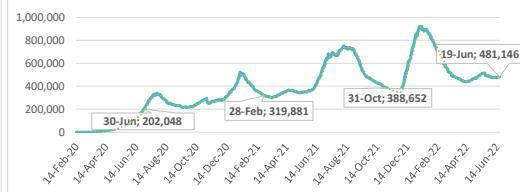
Africa: Total Cases



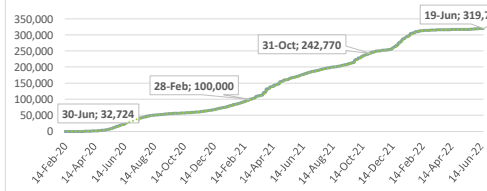
Africa: Total Deaths



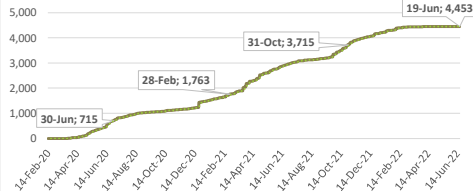
Africa: Total Active Cases



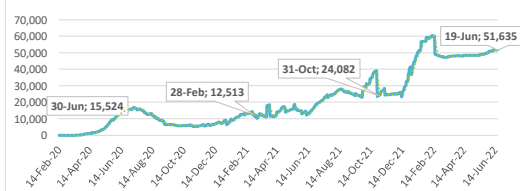
Central Africa: Total Cases



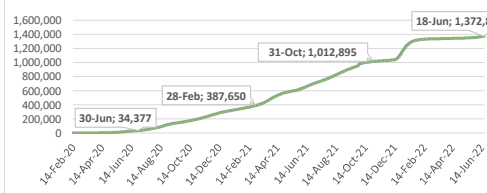
Central Africa: Total Deaths



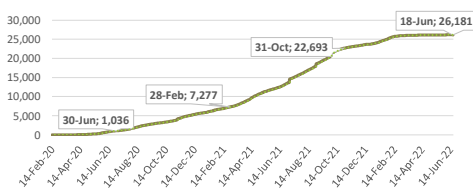
Central Africa: Total Active Cases



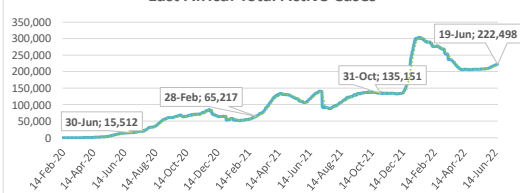
East Africa: Total Cases



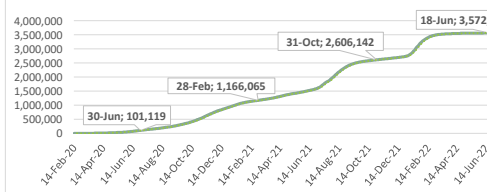
East Africa: Total Deaths



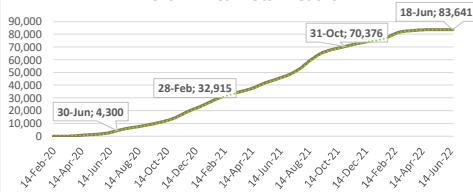
East Africa: Total Active Cases



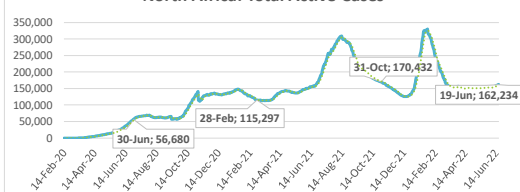
North Africa: Total Cases



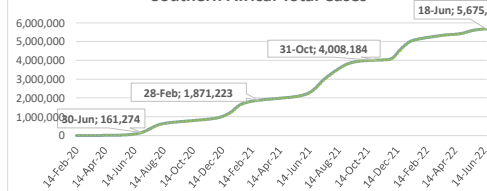
North Africa: Total Deaths



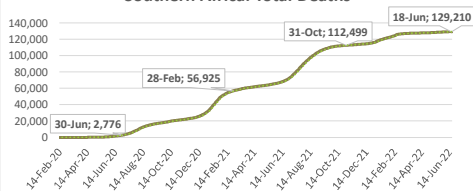
North Africa: Total Active Cases



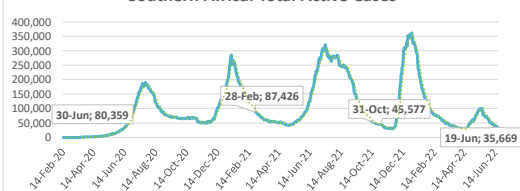
Southern Africa: Total Cases



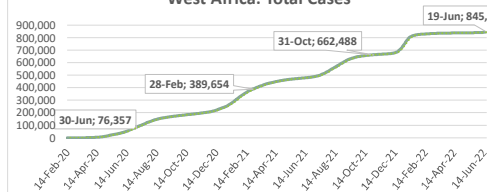
Southern Africa: Total Deaths



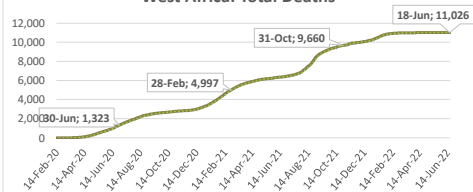
Southern Africa: Total Active Cases



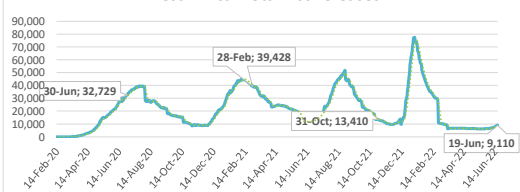
West Africa: Total Cases



West Africa: Total Deaths



West Africa: Total Active Cases



.....: 7-day moving average

---

---

# Central Africa

---

---



## **Highlights of the Covid-19 Situation in Central Africa for the Week Ending June 19, 2022**

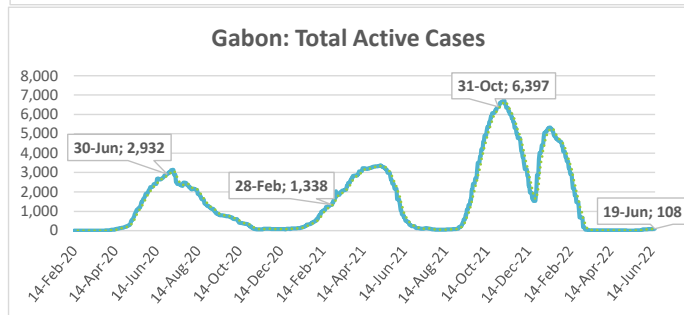
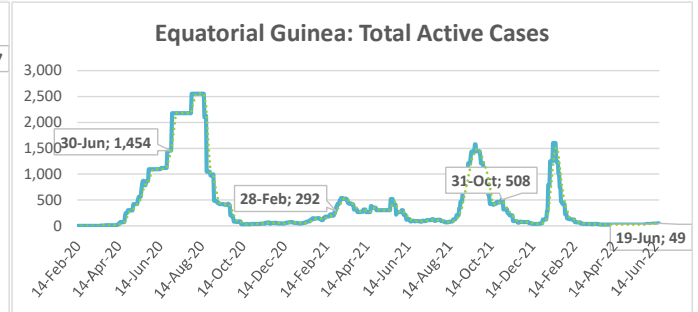
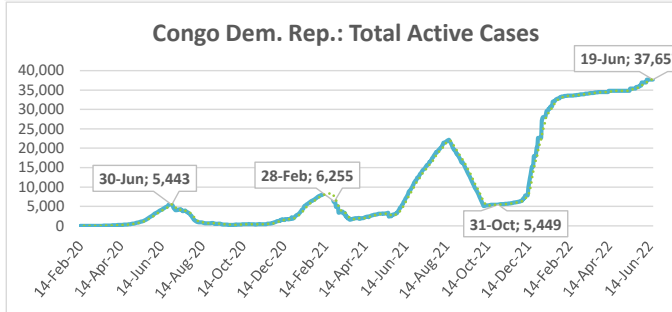
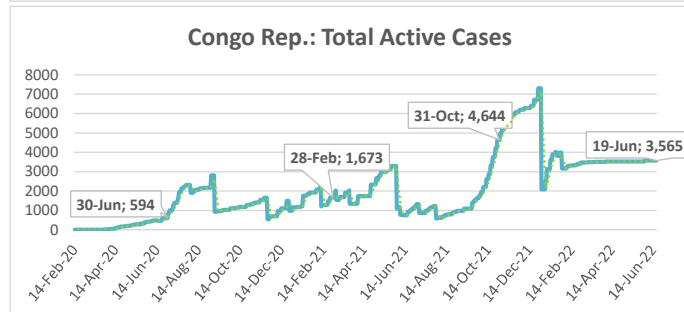
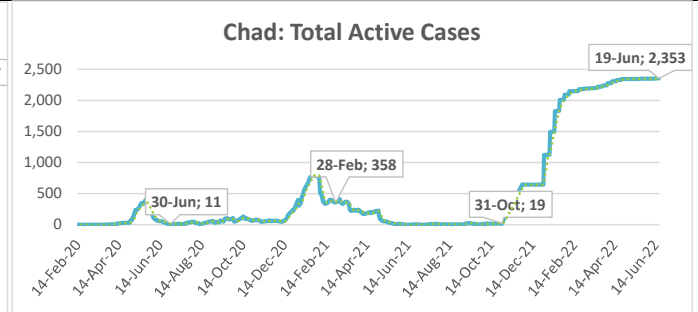
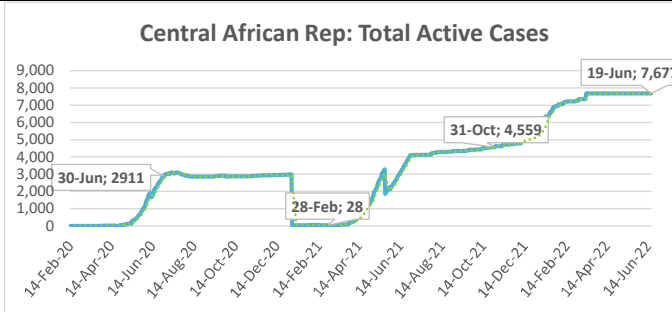
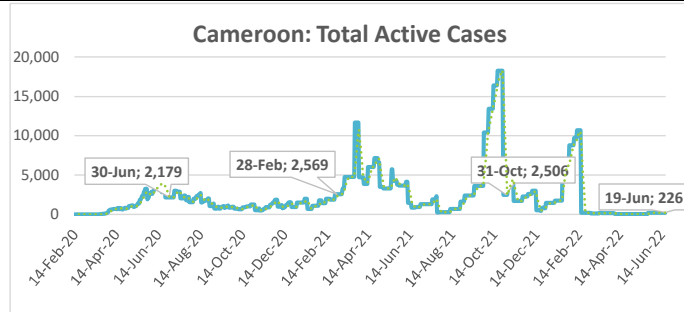
- **As of June 19, 2022, the number of reported total cases in the Central Africa region reached 319,769.** The total number of Covid-19 tests conducted and tests per 1 million people in the region, stood at 6,398,013 and 43,670 respectively. The region reported 47 new cases during the week.
- **The total number of deaths reported since the start of the pandemic reached 4,453,** with no new deaths reported during the review week. The number of total recovered cases was 263,681<sup>1</sup>, with 16 newly recovered cases reported during the week. The total number of active cases stands at 51,635, indicating an increase of 31 cases during the review week, which is mainly attributable to Gabon.
- **Cameroon accounted for 37.5% of the total cases reported in the region since the start of the pandemic, while Gabon accounted for 66.0% of the new cases reported during the week.** Chad has recorded the lowest number of total cases in the region since the start of the pandemic, at 7,420.
- **The average case fatality rate (CFR) based on cumulative total cases and deaths as of June 19, 2022, for the region, stands at 1.4%.** The highest CFR in the region was reported in Chad at 2.6% and the lowest in Gabon at 0.6%.

---

<sup>1</sup> Central African Republic and Chad are not releasing data on recovered cases.

# Summary of COVID-19 tracking in Central Africa: Situation for the week ending 19 June 2022

	Date of first case	Cases				Deaths				Recovered				Active				Test	
		Total cases	New cases for the week of	New cases for the week of	Weekly change	Total deaths	New deaths for the week of	New deaths for the week of	Weekly change from Previous week	Total Recovered	New recovered for the week of	New recovered for the week of	Weekly change from Previous week	Active cases	New active for the week of	New active for the week of	Weekly change from Previous week	Total tests	Tests Per million People
		19 June.	12 June.	12 June.	12 June.	19 June.	12 June.	12 June.	12 June.	19 June.	12 June.	12 June.	12 June.	19 June.	12 June.	12 June.	12 June.	19 June.	19 June.
Central Africa	6-Mar-20	319,769	47	791	-744	4,453	0	7	-7	263,681	16	17	-1	51,635	31	767	-736	6,398,013	43,670
Cameroon	6-Mar-20	119,947	0	0	0	1,930	0	0	0	117,791	0	0	0	226	0	0	0	2,717,815	102,382
Central African Rep.	15-Mar-20	14,649	0	0	0	113	0	0	0	6,859	0	0	0	7,677	0	0	0	93,621	19,384
Chad	19-Mar-20	7,420	2	1	-1	193	0	0	0	4,874	0	0	0	2,353	2	1	-1	218,102	13,278
Congo Rep.	15-Mar-20	24,128	0	0	0	385	0	0	0	20,178	0	0	0	3,565	0	0	0	395,040	71,590
Congo Dem. Rep.	10-Mar-20	89,932	0	743	-743	1,345	0	7	-7	50,930	0	0	0	37,657	0	736	-736	1,039,170	11,603
Equatorial Guinea	14-Mar-20	15,951	14	13	-1	183	0	0	0	15,719	8	7	1	49	6	6	0	334,363	238,323
Gabon	12-Mar-20	47,742	31	34	-3	304	0	0	0	47,330	8	10	-2	108	23	24	-1	1,599,902	718,820



.....: 7-day moving average

---

---

# **East Africa**

---

---

## **Highlights of the Covid-19 Situation in East Africa for the Week Ending June 19, 2022**

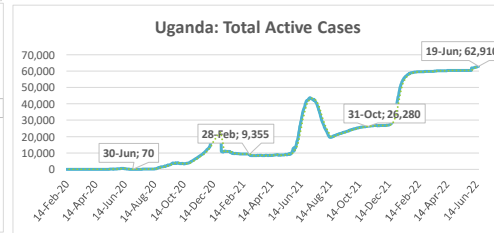
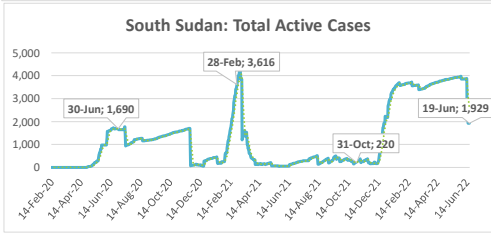
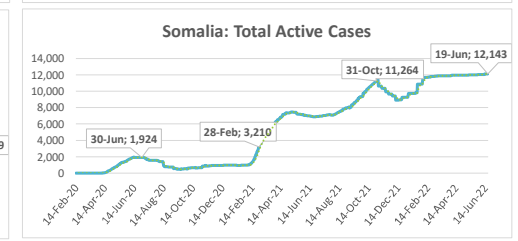
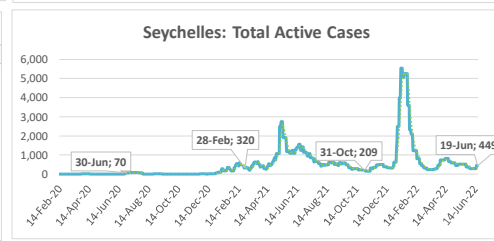
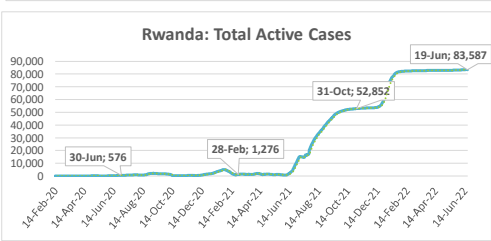
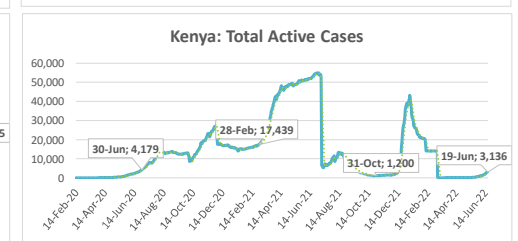
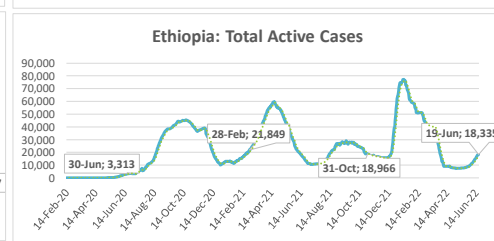
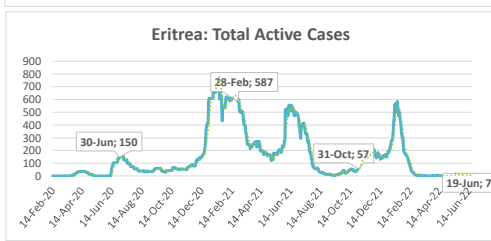
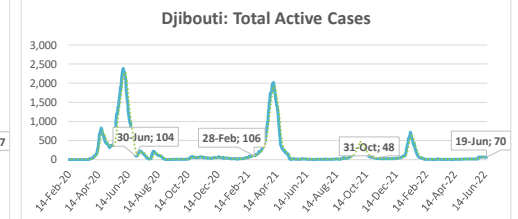
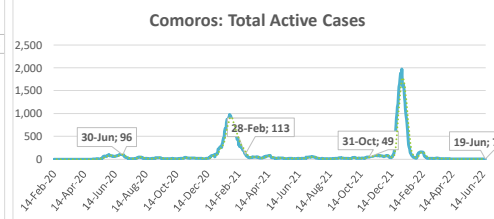
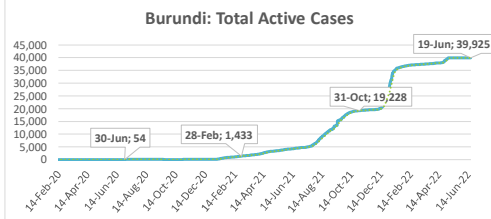
- **As of Sunday, June 19, 2022, the cumulative number of total cases in the East Africa region since the start of the pandemic reached 1,373,680.** The total number of Covid-19 tests conducted and tests per 1 million people, in the region, stand at 20,995,858 and 55,916 respectively. The region reported 9,028 new cases in the review week, which is a 39.0% increase compared to the new cases recorded in the preceding week.
- **The total number of deaths reported reached 26,183, with 22 new deaths occurring during the week ending June 19, 2022.** The number of total recovered cases reached 1,032,946,<sup>1</sup> of which 4,756 were newly recovered cases during the review week. The total number of active cases in the region currently stands at 222,498, indicating an increase of 4,205 cases in the week. The weekly increase in the number of active cases in the region is mainly attributable to Ethiopia followed by Kenya.
- **Ethiopia accounted for 35.2% of the total cases reported in the region since the start of the pandemic and 57.3% of the new cases reported in the region during the review week.** Comoros has recorded the lowest number of total cases in the region since the start of the pandemic at 8,100, of which 97.9% are reported to have recovered.
- **The average case fatality rate (CFR)<sup>2</sup> for the East Africa region, based on cumulative total cases and deaths as of June 19, 2022, stands at 1.9%.** The highest CFR in the region was reported in Sudan at 7.9% and the lowest in Seychelles at 0.4%.

---

<sup>1</sup> Sudan and Tanzania are not releasing data on recovered cases.

<sup>2</sup> Burundi published no new data on deaths since 6 January 21, hence is excluded from the CFR comparison.

Summary of COVID-19 tracking in East Africa: Situation for the week ending 19 June 2022																				
	Date of first case	Cases				Deaths					Recovered				Active				Test	
		Total cases	New cases for the week of	New cases for the week of	Weekly change	Total deaths	New deaths for the week of	New deaths for the week of	Weekly change from Previous week	Total Recovered	New recovered for the week of	New recovered for the week of	Weekly change from Previous week	Active cases	New active for the week of	New active for the week of	Weekly change from Previous week	Total tests	Tests Per million People	
19 June.	12 June.	19 June.	12 June.	19 June.	12 June.	19 June.	12 June.	19 June.	12 June.	19 June.	12 June.	19 June.	12 June.							
East Africa	13-Mar-20	1,373,680	9,028	6,495	2,533	26,183	22	9	13	1,032,946	4,756	1,792	2,964	222,498	4,205	4,632	-427	20,995,858	55,916	
Burundi	31-Mar-20	42,398	150	119	31	38	0	0	0	2,435	150	119	31	39,925	0	0	0	1,609,334	135,343	
Comoros	2-May-20	8,100	0	0	0	160	0	0	0	7,933	0	0	0	7	0	0	0	100,289	115,328	
Djibouti	18-Mar-20	15,690	4	0	4	189	0	0	0	15,431	4	0	4	70	0	0	0	309,732	313,494	
Eritrea	21-Mar-20	9,777	6	4	2	103	0	0	0	9,667	4	10	-6	7	2	-6	8	23,693	6,681	
Ethiopia	13-Mar-20	484,138	5,175	3,951	1,224	7,523	7	1	6	458,280	1,561	538	1,023	18,335	3,607	3,412	195	5,017,914	43,648	
Kenya	13-Mar-20	329,353	2,421	1,378	1,043	5,651	0	0	0	320,566	1,047	732	315	3,136	1,374	646	728	3,722,562	69,230	
Rwanda	14-Mar-20	130,568	223	165	58	1,459	0	0	0	45,522	0	0	0	83,587	223	165	58	5,522,874	426,404	
Seychelles	15-Mar-20	44,521	158	218	-60	167	0	0	0	43,905	0	207	-207	449	158	11	147	21,504	218,654	
Somalia	16-Mar-20	26,675	110	0	110	1,350	0	0	0	13,182	0	0	0	12,143	110	0	110	493,663	31,061	
South Sudan	5-Apr-20	17,697	53	18	35	138	0	0	0	15,630	1,986	0	1,986	1,929	-1,993	18	-1,951	410,280	36,653	
Sudan	13-Mar-20	62,489	45	70	-25	4,950	0	8	-8	---	---	---	---	---	---	---	---	562,941	12,838	
Tanzania	16-Mar-20	35,354	0	0	0	840	0	0	0	---	---	---	---	---	---	---	---	455,776	7,630	
Uganda	21-Mar-20	166,920	683	572	111	3,615	15	0	15	100,395	4	186	-182	62,910	664	386	278	2,745,296	60,018	



.....: 7-day moving average

---

---

# **North Africa**

---

---

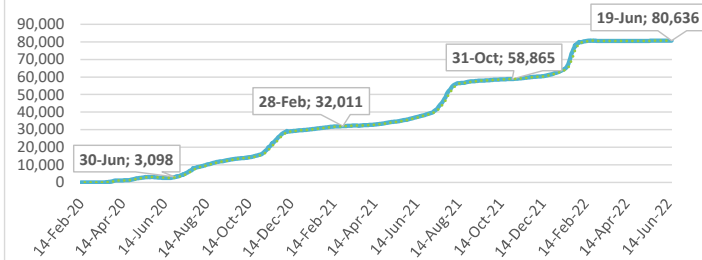
## **Highlights of the Covid-19 Situation in North Africa for the Week Ending June 19, 2022**

- **As of Sunday, June 19, 2022, the cumulative total cases reported in the North Africa region reached 3,573,416, since the start of the pandemic.** The total number of Covid-19 tests conducted and tests per 1 million people, in the region, stand at 26,374,573 and 127,762 respectively. The region reported 11,413 new cases in the review week, which an 85.4% increase compared to the new cases reported in the preceding week.
- **The cumulative total deaths reported for the region reached 83,642, of which 12 were new deaths during the week ending June 19, 2022.** The cumulative number of recovered cases since the start of the pandemic reached 3,327,540, of which 5,981 were newly recovered cases during the review week. The cumulative total of active cases stands at 162,234, indicating an increase of 5,420 cases during the week. The weekly increase in the number of active cases in the region is mainly attributable to Morocco.
- **Morocco accounted for 33.2% of the total cases reported in the region since the start of the pandemic and 91.0% of the new cases in the region during the week.** The lowest number of total cases in the region, since the start of the pandemic was recorded in Mauritania at 59,304, of which 98.2% recovered.
- **The average case fatality rate (CFR) based on cumulative total cases and deaths as of June 19, 2022, for the region, stands at 2.3%.** The highest CFR in the region was recorded in Egypt at 4.8% and the lowest in Libya at 1.3%.

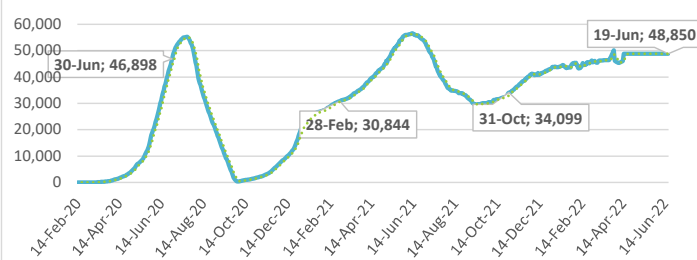
## Summary of COVID-19 tracking in North Africa: Situation for the week ending 19 June 2022

	Date of first case	Cases				Deaths				Recovered				Active				Test	
		Total cases	New cases for the week of	New cases for the week of	Weekly change	Total deaths	New deaths for the week of	New deaths for the week of	Weekly change from Previous week	Total Recovered	New recovered for the week of	New recovered for the week of	Weekly change from Previous week	Active cases	New active for the week of	New active for the week of	Weekly change from Previous week	Total tests	Tests Per million People
			19 June.	12 June.			19 June.	12 June.			19 June.	12 June.			19 June.	12 June.			
North Africa	14-Feb-20	3,573,416	11,413	6,156	5,257	83,642	12	9	3	3,327,540	5,981	2,727	3,254	162,234	5,420	3,420	2,000	26,374,573	127,762
Algeria	26-Feb-20	265,975	48	30	18	6,875	0	0	0	178,464	27	16	11	80,636	21	14	7	230,861	5,265
Egypt	14-Feb-20	515,645	0	0	0	24,613	0	0	0	442,182	0	0	0	48,850	0	0	0	6,122,287	59,826
Libya	25-Mar-20	502,076	36	0	36	6,430	0	0	0	490,973	0	0	0	4,673	36	0	36	2,581,124	375,639
Mauritania	14-Mar-20	59,304	57	48	9	982	0	0	0	58,222	78	79	-1	100	-21	-31	10	993,570	213,687
Morocco	5-Mar-20	1,185,990	10,386	5,410	4,976	16,087	5	2	3	1,159,014	5,276	2,149	3,127	10,889	5,105	3,259	1,846	11,798,918	319,662
Tunisia	5-Mar-20	1,044,426	886	668	218	28,655	7	7	0	998,685	600	483	117	17,086	279	178	101	4,647,813	393,262

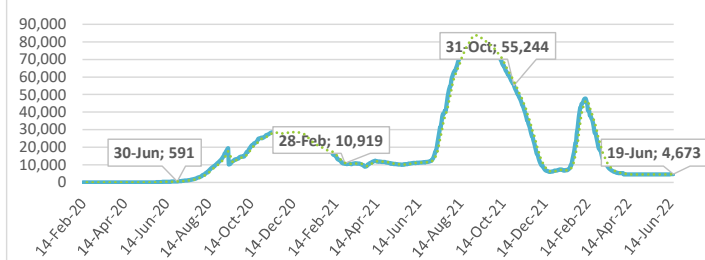
Algeria: Total Active Cases



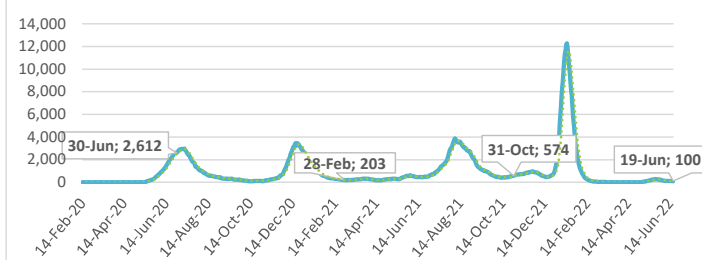
Egypt: Total Active Cases



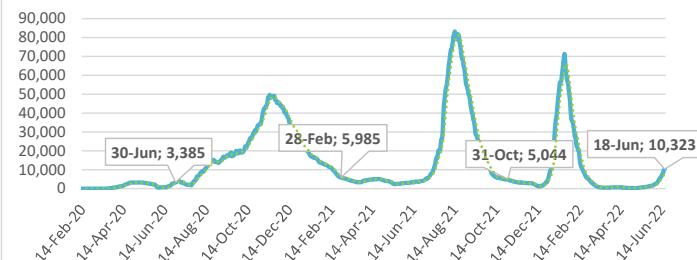
Libya: Total Active Cases



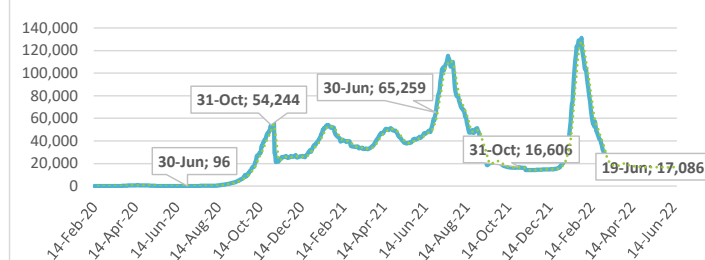
Mauritania: Total Active Cases



Morocco: Total Active Cases



Tunisia: Total Active Cases



.....: 7-day moving average



---

---

# **Southern Africa**

---

---

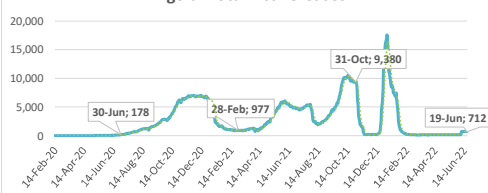
## **Highlights of the Covid-19 Situation in Southern Africa for the Week Ending June 19, 2022**

- **As of Sunday, June 19, 2022, the number of cumulative total cases in the Southern Africa region reached 5,677,723.** The total number of Covid-19 tests conducted and tests per 1 million people, in the Southern region, stand at 41,657,183 and 195,405 respectively. The region reported 15,206 new cases in the review week, which is a 15.4% decrease compared to the preceding week.
- **The total number of deaths reported reached 129,231, of which 165 were new deaths during the week.** The total number of recovered cases reached 5,512,823, of which 21,389 were newly recovered cases during the review week. The total number of active cases stands at 35,669, indicating a decline of 6,348 cases in the review week, which is mainly attributable to South Africa.
- **As of June 19, 2022, South Africa accounted for 70.2% of the total cases reported in the region since the start of the pandemic and 52.7% of the new cases in the region during the week.** The lowest number of total cases in the region, since the start of the pandemic, was recorded in São Tomé & Príncipe at 6,010 of which 98.7% are reported to have recovered.
- **The average case fatality rate (CFR) for the Southern region, based on cumulative total cases and deaths as of June 19, 2022, stands at 2.3%.** The highest CFR in the region was reported in Malawi at 3.1% and the lowest in Botswana at 0.9%.

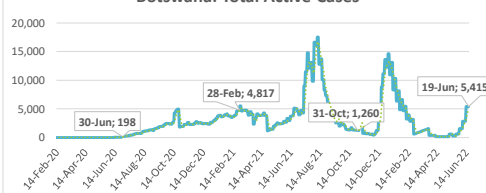
# Summary of COVID-19 tracking in Southern Africa: Situation for the week ending 19 June 2022

	Date of first case	Cases				Deaths				Recovered				Active				Test	
		Total cases	New cases for the week of	New cases for the week of	Weekly change	Total deaths	New deaths for the week of	New deaths for the week of	Weekly change from Previous week	Total Recovered	New recovered for the week of	New recovered for the week of	Weekly change from Previous week	Active cases	New active for the week of	New active for the week of	Weekly change from Previous week	Total tests	Tests Per million People
		19 June.	12 June.	12 June.		19 June.	12 June.	12 June.		19 June.	12 June.	12 June.		19 June.	12 June.	12 June.			
Southern Africa	5-Mar-20	5,677,723	15,206	17,979	-2,773	129,231	165	196	-31	5,512,823	21,389	27,146	-5,757	35,669	-6,348	-9,363	3,015	41,657,183	195,405
Angola	27-Mar-20	99,761	0	567	-567	1,900	0	0	0	97,149	0	0	0	712	0	567	-567	1,618,566	49,247
Botswana	16-Mar-20	314,242	3,811	2,305	1,506	2,709	8	4	-4	306,118	1,231	1,042	189	5,415	2,572	1,259	1,313	2,285,160	971,736
Eswatini	14-Mar-20	73,006	115	203	-88	1,415	5	0	5	71,538	205	283	-78	53	-95	-80	-15	1,033,307	890,656
Lesotho	13-May-20	33,746	0	836	-836	699	0	2	-2	24,155	0	0	0	8,892	0	834	-834	1,058,609	214,078
Madagascar	20-Mar-20	65,009	324	308	16	1,398	2	1	1	63,133	127	3,636	-3,509	478	195	-3,329	3,524	453,438	16,375
Malawi	2-Apr-20	86,204	97	96	1	2,644	2	0	2	82,963	31	47	-16	597	64	49	15	588,718	30,775
Mauritius	18-Mar-20	38,060	0	0	0	996	0	0	0	36,416	0	0	0	648	0	0	0	1,282,514	1,008,450
Mozambique	27-Mar-20	227,127	664	530	134	2,209	3	3	0	224,307	647	196	451	611	14	331	-317	1,340,562	42,891
Namibia	14-Mar-20	168,868	465	905	-440	4,056	7	9	-2	163,598	1,195	1,229	-34	1,214	-737	-333	-404	1,055,583	415,436
São Tomé & Príncipe	6-Apr-20	6,010	7	12	-5	73	0	0	0	5,930	12	9	3	7	-5	3	-8	44,265	201,977
South Africa	5-Mar-20	3,986,601	8,011	10,385	-2,374	101,604	120	167	-47	3,870,895	16,022	18,536	-2,514	14,102	-8,131	-8,318	187	25,597,242	431,593
Zambia	18-Mar-20	324,288	1,066	1,015	51	3,994	5	1	-4	319,124	978	753	225	1,170	83	261	-178	3,524,359	191,708
Zimbabwe	25-Mar-20	254,801	646	817	-171	5,534	13	9	4	247,497	941	1,415	-474	1,770	-308	-607	299	2,374,860	159,784

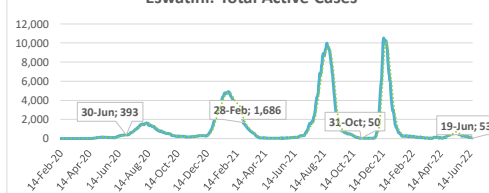
Angola: Total Active Cases



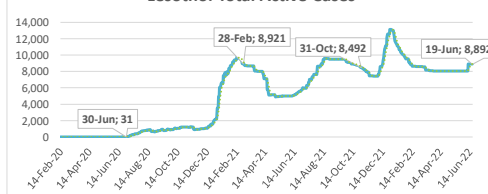
Botswana: Total Active Cases



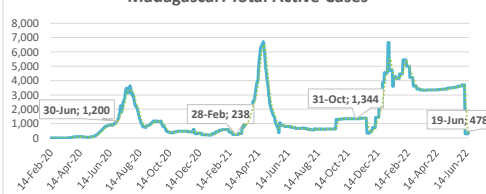
Eswatini: Total Active Cases



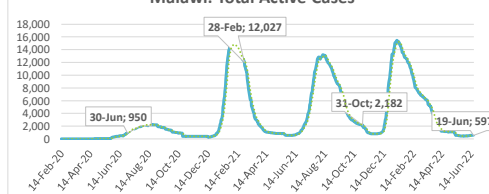
Lesotho: Total Active Cases



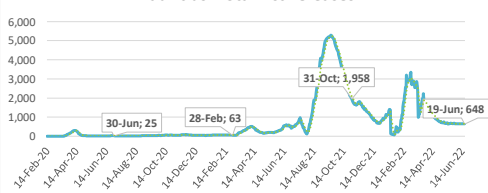
Madagascar: Total Active Cases



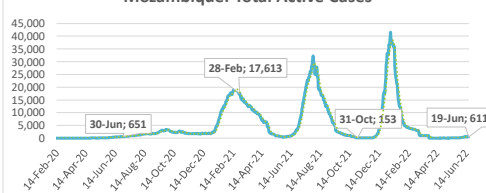
Malawi: Total Active Cases



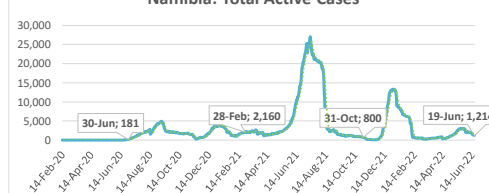
Mauritius: Total Active Cases



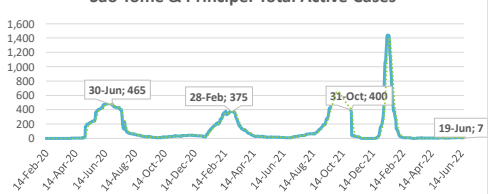
Mozambique: Total Active Cases



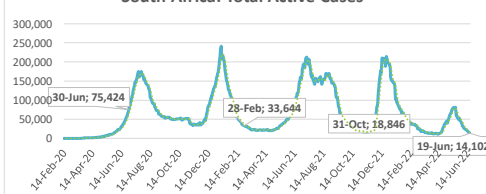
Namibia: Total Active Cases



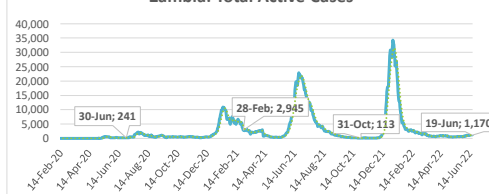
São Tomé & Príncipe: Total Active Cases



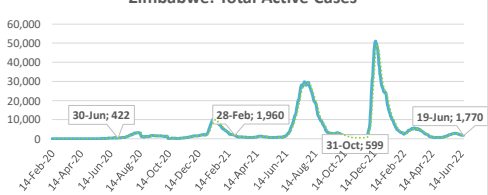
South Africa: Total Active Cases



Zambia: Total Active Cases



Zimbabwe: Total Active Cases



.....: 7-day moving average

---

---

# **West Africa**

---

---

## **Highlights of the Covid-19 Situation in West Africa for the Week Ending June 19, 2022**

- **As of Sunday, June 19, 2022, the cumulative number of Covid-19 cases in the West Africa region had reached 845,224.** The total number of Covid-19 tests conducted and tests per 1 million people, in the West Africa region, stand at 15,021,167 and 37,817 respectively. The region reported 3,719 new cases during the week, which is more than double the new cases reported in the preceding week.
- **The total number of deaths reported reached 11,028 with 9 new deaths reported during the review week.** The total number of recovered cases since the start of the pandemic is 825,086<sup>1</sup>, of which 1,915 were newly recovered cases during the review week. The total number of active cases stands at 9,110, indicating an increase of 1,795 cases in the week ending June 19, 2022. The weekly increase in the number of active cases in the region is mainly attributable to Ghana and Cabo Verde.
- **Nigeria accounted for 30.4% of the total cases reported in the region since the start of the pandemic, while Ghana accounted for 46.5% of the new cases in the region during the review week.** Liberia recorded the lowest cumulative number of cases in the region since the start of the pandemic, at 7,489.
- **The average case fatality rate (CFR) based on cumulative total cases and deaths as of June 19, 2022, for the region, stands at 1.3%.** The highest CFR in the region was reported in Liberia at 3.9% and the lowest in Benin at 0.6%.

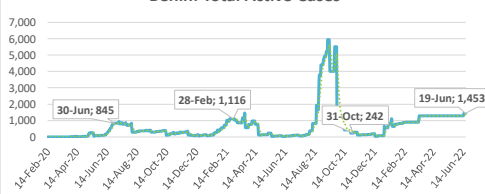
---

<sup>1</sup> Liberia has not been releasing data on recovered cases for the past few months.

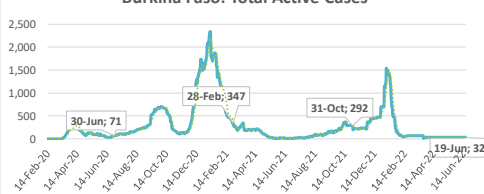
# Summary of COVID-19 tracking in West Africa: Situation for the week ending 19 June 2022

	Date of first case	Cases				Deaths				Recovered				Active				Test	
		Total cases	New cases for the week of	New cases for the week of	Weekly change	Total deaths	New deaths for the week of	New deaths for the week of	Weekly change from Previous week	Total Recovered	New recovered for the week of	New recovered for the week of	Weekly change from Previous week	Active cases	New active for the week of	New active for the week of	Weekly change from Previous week	Total tests	Tests Per million People
			19 June	12 June			19 June	12 June			19 June	12 June			19 June	12 June			
West Africa	28-Feb-20	845,224	3,719	1,256	2,463	11,028	9	1	8	825,086	1,915	779	1,136	9,110	1,795	476	1,319	15,021,167	37,817
Benin	16-Mar-20	27,122	170	0	170	163	0	0	0	25,506	0	0	0	1,453	170	0	170	604,310	49,847
Burkina Faso	9-Mar-20	21,044	145	0	145	387	3	0	3	20,625	142	0	142	32	0	0	0	324,773	15,537
Cabo Verde	20-Mar-20	58,176	1,080	540	540	402	0	0	0	56,692	555	290	265	1,082	525	250	275	491,852	884,647
Côte d'Ivoire	11-Mar-20	82,724	237	182	55	802	3	0	3	81,780	199	139	60	142	35	43	-8	1,538,676	58,331
Gambia, The	18-Mar-20	12,002	0	0	0	365	0	0	0	11,591	0	0	0	46	0	0	0	155,686	64,422
Ghana	12-Mar-20	163,666	1,731	140	1,591	1,446	1	0	1	160,965	876	109	767	1,255	854	31	823	2,463,131	79,269
Guinea	13-Mar-20	36,817	0	53	-53	442	0	0	0	36,333	0	53	-53	42	0	0	0	701,242	53,396
Guinea-Bissau	27-Mar-20	8,307	1	23	-22	171	0	0	0	8,085	9	34	-25	51	-8	-11	3	141,581	71,942
Liberia	16-Mar-20	7,489	30	3	27	294	0	0	0	5,747	0	0	0	1,448	30	3	27	139,824	27,646
Mali	25-Mar-20	31,137	12	15	-3	736	1	0	1	30,314	38	17	21	87	-27	-2	-25	704,711	34,799
Niger	20-Mar-20	9,031	0	0	0	310	0	0	0	8,628	0	0	0	93	0	0	0	254,538	10,515
Nigeria	28-Feb-20	256,573	221	204	17	3,144	0	1	-1	250,155	24	66	-42	3,274	197	137	60	5,219,585	25,321
Senegal	2-Mar-20	86,201	37	29	8	1,968	1	0	1	84,202	23	22	1	31	13	7	6	1,104,413	65,959
Sierra Leone	31-Mar-20	7,688	4	2	2	125	0	0	0	7,563	4	2	2	0	0	0	0	428,517	53,719
Togo	6-Mar-20	37,247	51	65	-14	273	0	0	0	36,900	45	47	-2	74	6	18	-12	748,328	90,392

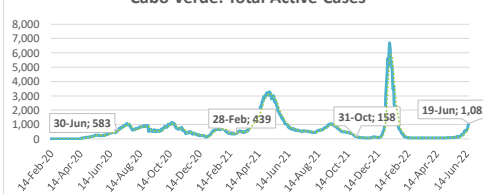
Benin: Total Active Cases



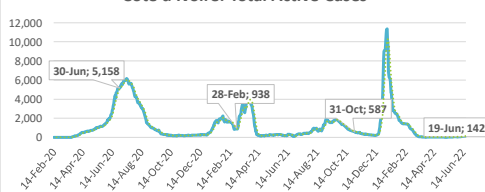
Burkina Faso: Total Active Cases



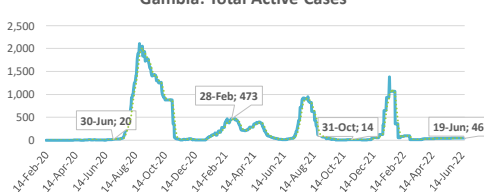
Cabo Verde: Total Active Cases



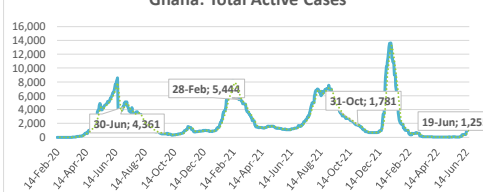
Côte d'Ivoire: Total Active Cases



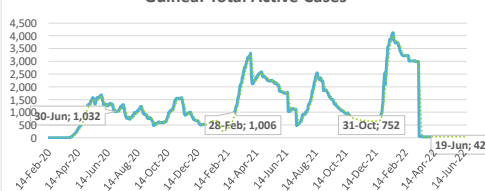
Gambia: Total Active Cases



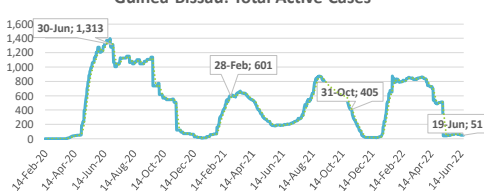
Ghana: Total Active Cases



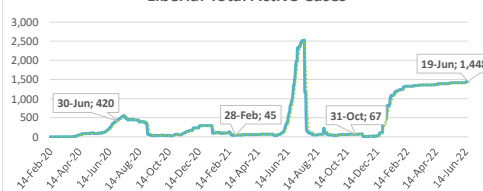
Guinea: Total Active Cases



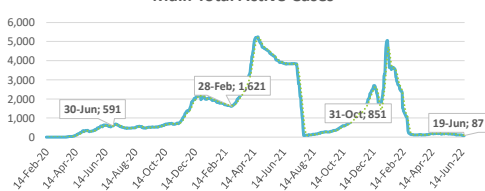
Guinea-Bissau: Total Active Cases



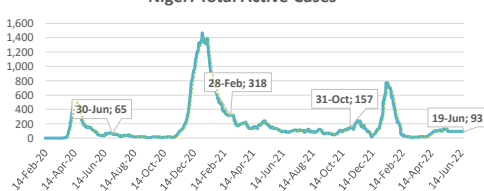
Liberia: Total Active Cases



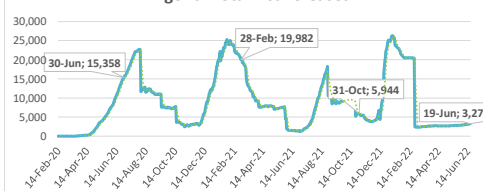
Mali: Total Active Cases



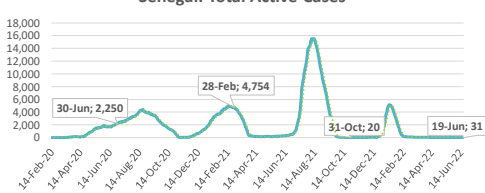
Niger: Total Active Cases



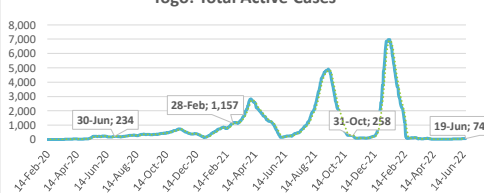
Nigeria: Total Active Cases



Senegal: Total Active Cases



Togo: Total Active Cases



.....: 7-day moving average