



## AFRICAN DEVELOPMENT BANK GROUP

---

### Weekly Data Flash on Covid-19 in Africa<sup>1</sup>:

*The situation as of Sunday, March 21, 2021*

Statistics Department (ECST)

---

<sup>1</sup> This briefing note has been prepared by Roza Mamuye Bora, Senior Statistician; Anouar Chaouch, Statistician; Soumaila Karambiri, Statistical Assistant; Regis Hauhouot Stephane, Statistical Assistant and Desire Lakpa Guy, Statistical Assistant and under the supervision of Louis Kouakou, Division Manager ECST1.

For more information on Covid-19, please visit the Bank's Africa Information Highway  
<https://africacovid.opendataforafrica.org/>.

# Contents

	Page
Highlights of the Covid-19 Situation in Africa as of March 21, 2021	1
Data Annexes: Africa	4
Highlights of the Covid-19 Situation in Central Africa as of March 21, 2021	6
Data Annexes: Central Africa	8
Highlights of the Covid-19 Situation in East Africa as of March 21, 2021	9
Data Annexes: East Africa	11
Highlights of the Covid-19 Situation in North Africa as of March 21, 2021	12
Data Annexes: North Africa	14
Highlights of the Covid-19 Situation in Southern Africa as of March 21, 2021	15
Data Annexes: Southern Africa	17
Highlights of the Covid-19 Situation in West Africa as of March 12, 2021	18
Data Annexes: West Africa	20

## Highlights of the Covid-19 Situation in Africa as of March 21, 2021<sup>2</sup>

### *Vaccinations: Status Update*

- **Over 70.8 million new Covid-19 vaccinations were administered globally in the review week, bringing the total, as of March 21, 2021, to 430,018,779.** In terms of the geographical distribution, the USA accounted for 29.6% of the total number of Covid-19 vaccinations administered to date, followed by China at 17.4% and India at 10.4%
- **The number of African countries rolling out Covid-19 vaccinations is gradually increasing; to date 17 countries have reported commencing vaccination.** As of March 21, 2021, 8,182,054 vaccinations had been administered in Africa, which represents 1.9% of total global vaccinations. Morocco accounts for 81.7% of the vaccinations carried out in Africa to date. In respect of vaccines proportionate to population size, Seychelles has administered vaccines to 91.7% of its population, taking second place globally after Israel who has achieved more than 100%.

### *Covid-19 Testing in Africa*

- **As of Sunday, March 21, 2021, more than 39.0 million tests for Covid-19 had been administered in Africa, of which over 0.8 million were reported in the week under review.** The majority (24.6%) of the total tests as of March 21, 2021 were conducted in South Africa, followed by Morocco (15.0%), Egypt (6.4%), Ethiopia (5.8%), Nigeria (4.3%), Kenya (3.6%), Zambia (3.1%), Rwanda (2.8%), Tunisia (2.7%) and Cameroon (2.7%). These ten countries collectively account for 71.0% of the tests conducted to date in Africa.
- **The number of average tests per 1 million people in Africa as of March 21, 2021 stands at 29,198, which is an increase of 2.4% over the figure reported in the previous week.** Botswana is the best performer on this indicator with 378,103 tests per 1 million people, followed by Gabon (268,891), Cabo Verde (251,589), Mauritius (236,950), Seychelles (218,654), South Africa (162,460) and Morocco (158,957).

### *Confirmed, New and Active Global Covid-19 Cases*

- **Globally, the total number of confirmed Covid-19 cases since the start of the pandemic reached 123,159,908:** the majority of which (30.6%) occurred in Europe, followed by North America (27.9%), Asia (21.9%), South America (16.2%) and Africa (3.3%). To date, 77,627,786 cases have recovered globally, representing 63.0% of confirmed global Covid-19 cases.
- **The number of new cases reported globally in the review week amounted to 3,311,987, indicating a 12.6% increase compared to the new cases recorded in the preceding week.**

---

<sup>2</sup> Tanzania has not released data on Covid-19 since May 08, 2020. Cameroon has not released data for the week under review.

- **The number of global deaths due to Coronavirus reached 2,715,040, of which 61,556 were recorded in the past week**, which is an increase of 2.1% over the previous week. The number of global active cases showed an increment of 1,355,417 cases in the review week, to reach 42,817,082 as of 21 March 2021.
- **Africa accounted for 3.3% of the total global cases, 4.0% of deaths, 4.7% of recovered cases and 0.7% of active cases as of March 21, 2021, as detailed below.**

### *Confirmed, New and Active Covid-19 Cases in Africa*

- **As of March 21, 2021, the total number of confirmed cases in Africa reached 4,106,515**, 78.1% of which were in nine countries, namely South Africa (37.4%), Morocco (12.0%), Tunisia (6.0%), Egypt (4.8%), Ethiopia (4.6%), Nigeria (3.9%), Libya (3.7%), Kenya (2.9%) and Algeria (2.8%). The five countries with the lowest number of cases were Mauritius, Liberia, São Tomé & Príncipe, Burundi and Eritrea, with cases ranging between 805 in Mauritius and 3,118 in Eritrea, collectively accounting for 0.3% of the confirmed cases in Africa. Considering population size, Seychelles, Cabo Verde, South Africa, Libya and Tunisia are the five countries with the highest number of confirmed cases per million people; rates ranging from 38,866 in Seychelles to 21,009 in Tunisia. The average cases per million, for Africa, stands at 3,139, which is much lower than the global average of 16,054.
- **In the week under review, a total of 70,807 new cases were reported in Africa**, which is a 1.2% decline compared to the previous week. These new cases in Africa account for 2.1% of the weekly new cases recorded globally. The East Africa region accounted for 32.1% of the weekly new cases in Africa, followed by North Africa (26.6%), Southern Africa (23.7%), West Africa (14.6%) and Central Africa (3.1%).
- **The total number of active cases in Africa increased by 7,648 cases in the review week to reach 315,238.** Active cases in Africa showed an increment, in the review week, after recording a continuous decline for the past two months. Currently, just seven countries account for 65.2% of the active cases in Africa, namely Ethiopia (37,254), Egypt (33,886), Algeria (32,441), Kenya (29,277), Uganda (25,204), Tunisia (24,856) and South Africa (22,652).
- **From a regional perspective, East Africa accounts for 34.3% of active cases in Africa, followed by North Africa (33.6%), Southern Africa (18.4%), West Africa (10.1%) and Central Africa (3.6%).**

### *Deaths and the Case Fatality Rates in Africa*

- **As of March 21, 2021, a total of 109,903 deaths had been reported in Africa since the start of the pandemic**, of which 54.1% were in Southern Africa, 31.8% in North Africa, 7.3% in East Africa, 5.0% in West Africa and 1.7% in Central Africa. The five countries with the highest number of reported deaths due to Covid-19 since the start of the pandemic are South Africa, Egypt, Morocco, Tunisia and Algeria, ranging from 52,111 in South Africa to 3,057 in Algeria.

A total of 2,125 new deaths were reported in Africa in the week under review, which is an increase of 2.9% compared to the preceding week.

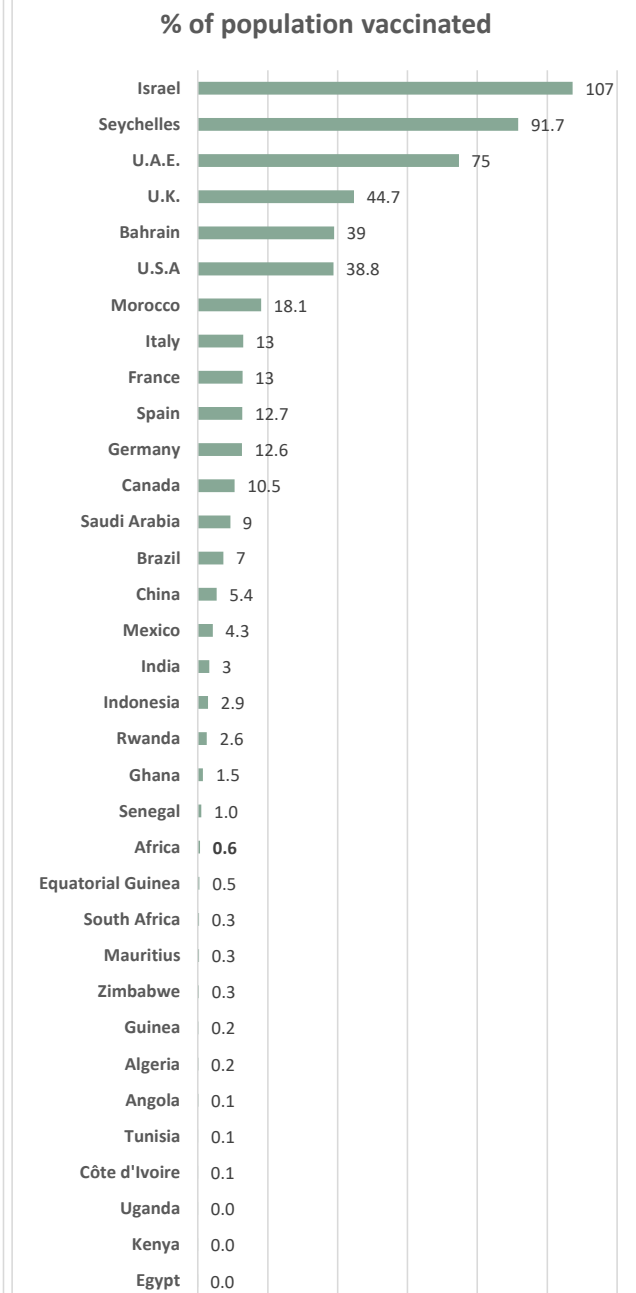
- **The case fatality rate (CFR), i.e. deaths per confirmed cases for Africa, stands at 2.7%, which is higher than the global CFR rate of 2.2%.** Regionally, West Africa has the lowest CFR at 1.3%, followed by Central Africa at 1.7% and East Africa at 1.8%, while North Africa at 2.9% and Southern Africa at 3.1% recorded higher CFRs than the African average. As of March 21, 2021, sixteen African countries, namely Sudan (6.4%), Egypt (5.9%), Somalia (4.3%), Liberia (4.2%), Zimbabwe (4.1%), Comoros (4.0%), Mali (3.9%), Eswatini (3.8%), Niger (3.8%), Chad (3.6%), Tunisia (3.5%), South Africa (3.4%), Malawi (3.3%), The Gambia (3.1%), Lesotho (2.9%) and Senegal (2.7%) recorded CRFs higher than or equal to the average for Africa.

### ***Recovery Rates in Africa***

- **As of March 21, 2021, the number of recovered cases in Africa reached 3,681,374, which is 89.6% of its total confirmed cases.** Regionally, the recovery rates were 93.9% for Southern Africa, 91.1% for West Africa, 88.4% for North Africa, 88.0% for Central Africa, and 73.7% for East Africa. In the week under review 61,034 newly recovered cases were reported.

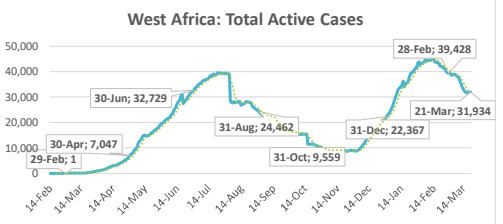
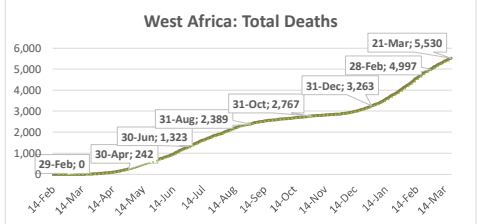
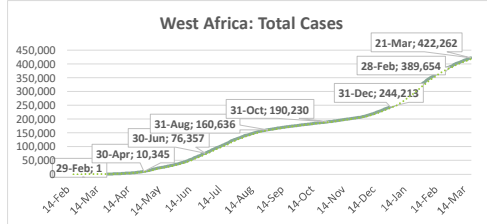
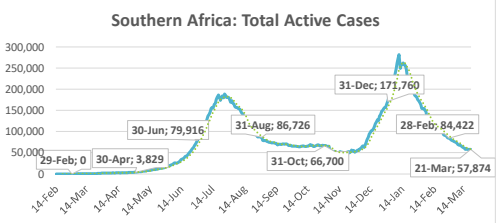
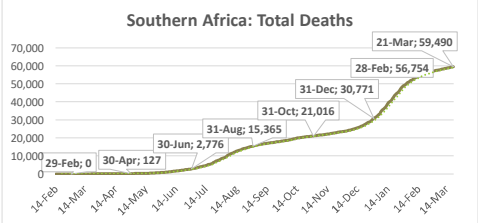
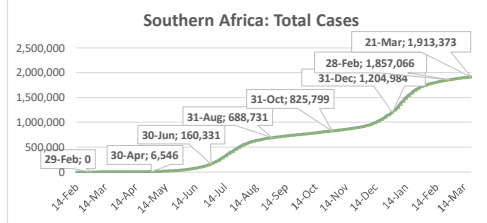
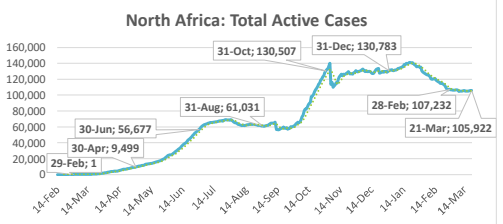
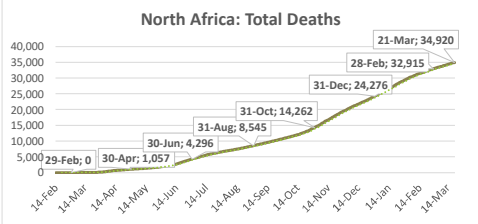
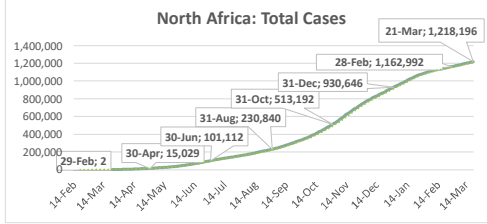
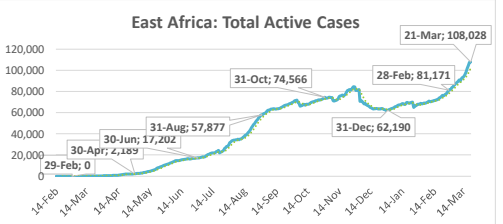
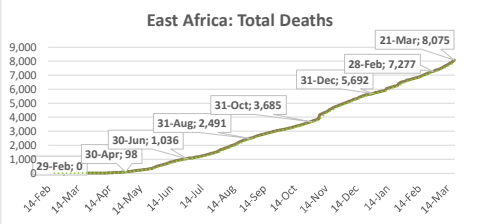
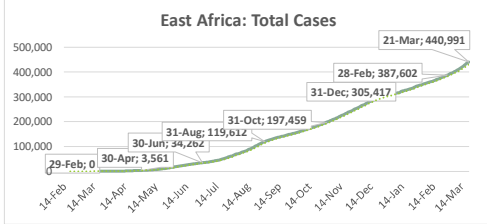
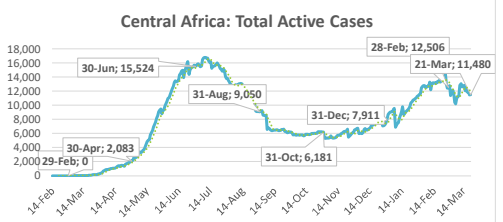
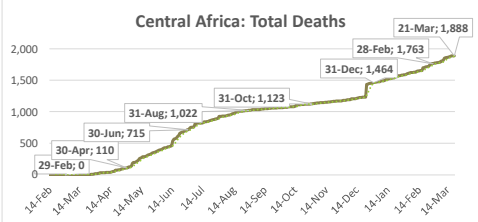
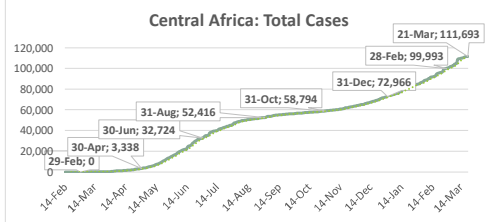
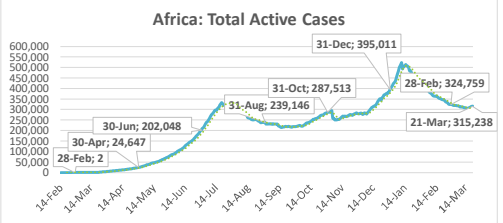
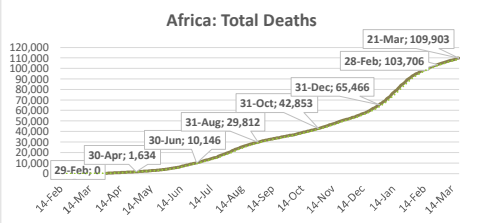
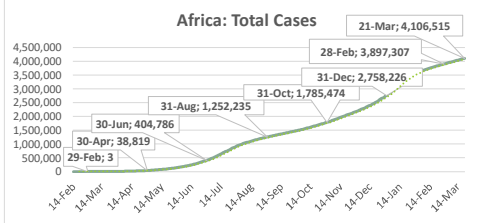
# Summary of COVID-19 vaccinations tracking in the Word: Situation for the week ending 21 March 2021

	Vaccinations				
	Total vaccinations	% of population vaccinated	New vaccinations for the week of	New vaccinations for the week of	Weekly change
			21 Mar.	14 Mar.	
<b>World</b>	<b>430,018,779</b>	<b>5.5</b>	<b>70,898,997</b>	<b>50,689,872</b>	<b>20,209,125</b>
<b>Africa</b>	<b>8,182,054</b>	<b>0.6</b>	<b>1,524,174</b>	<b>1,879,688</b>	<b>-355,514</b>
Algeria	75,000	0.2	0	74,970	-74,970
Angola	41,632	0.1	41,632	0	41,632
Côte d'Ivoire	24,171	0.1	10,181	13,990	-3,809
Egypt	1,315	0.0	0	0	0
Equatorial Guinea	6,565	0.5	6,565	0	6,565
Ghana	457,844	1.5	255,792	202,052	53,740
Guinea	25,712	0.2	16,883	8,774	8,109
Kenya	20,000	0.0	10,856	9,144	1,712
Mauritius	3,843	0.3	0	0	0
Morocco	6,687,548	18.1	1,005,040	1,189,951	-184,911
Rwanda	333,355	2.6	75,906	257,449	-181,543
Senegal	159,168	1.0	27,982	67,069	-39,087
Seychelles	90,150	91.7	2,044	6,391	-4,347
South Africa	182,983	0.3	37,439	43,703	-6,264
Tunisia	12,496	0.1	9,941	2,076	7,865
Uganda	17,543	0.0	17,543	0	17,543
Zimbabwe	42,729	0.3	6,370	4,119	2,251
<b>Americas</b>					
Brazil	15,465,745	7.3	2,590,471	2,484,432	106,039
Canada	3,942,763	10.5	930,166	633,125	297,041
Mexico	5,459,014	4.3	1,244,520	1,448,689	-204,169
U.S.A	127,379,212	38.8	15,087,006	19,878,230	-4,791,224
<b>Asia</b>					
China	74,950,000	5.4	22,450,000	0	22,450,000
India	44,603,841	3.3	14,865,432	8,816,065	6,049,367
Indonesia	7,879,881	2.9	2,399,535	1,457,802	941,733
<b>Europe</b>					
France	8,573,551	12.8	1,280,699	1,599,878	-319,179
Germany	10,479,936	12.6	1,616,666	1,537,172	79,494
Israel	9,711,316	107.3	422,635	598,805	-176,170
Italy	7,808,120	12.9	1,106,956	1,297,696	-190,740
Spain	5,993,363	12.7	640,596	881,190	-240,594
U.K.	29,859,742	44.7	4,078,622	2,445,606	1,633,016
<b>Middle East</b>					
Bahrain	640,104	39.0	105,479	28,106	77,373
Saudi Arabia	3,180,996	9.3	961,228	887,028	74,200
U.A.E.	7,298,768	74.7	757,856	267,903	489,953



# Summary of COVID-19 tracking in Africa: Situation for the week ending 21 March 2021

	Date of first case	Cases				Deaths				Recovered				Active				Test	
		Total cases	New cases for the week of	New cases for the week of	Weekly change from Previous week	Total deaths	New deaths for the week of	New deaths for the week of	Weekly change from Previous week	Total Recovered	New recovered for the week of	New recovered for the week of	Weekly change from Previous week	Active cases	New active for the week of	New active for the week of	Weekly change from Previous week	Total tests	Tests Per million People
		21 Mar.	14 Mar.	7 Mar.	30 Feb.	21 Mar.	14 Mar.	7 Mar.	30 Feb.	21 Mar.	14 Mar.	7 Mar.	30 Feb.	21 Mar.	14 Mar.	7 Mar.	30 Feb.	21 Mar.	14 Mar.
World	31-Dec	123,159,908	3,311,987	2,941,429	370,558	2,715,040	61,556	60,274	1,282	77,627,786	1,895,014	1,745,930	149,084	42,817,082	1,355,417	1,135,225	220,192	1,794,387,434	230,203
Africa	14-Feb	4,106,515	70,807	71,653	-846	109,903	2,125	2,065	60	3,681,374	61,034	79,792	-18,758	315,238	7,648	-10,204	17,852	39,091,718	29,198
Central Africa	6-Mar	111,693	2,174	6,933	-4,759	1,888	28	77	-49	98,325	3,320	4,394	-1,074	11,480	-1,174	2,462	-3,636	2,133,326	14,561
East Africa	13-Mar	440,991	22,742	17,149	5,593	8,075	331	283	48	324,888	7,702	11,425	-3,723	108,028	14,709	5,441	9,268	6,431,402	17,128
North Africa	14-Feb	1,218,196	18,805	18,765	40	34,920	642	672	-30	1,077,354	18,148	18,972	-824	105,922	15	-879	894	10,675,238	51,712
Southern Africa	5-Mar	1,913,373	16,746	18,590	-1,844	59,490	955	868	87	1,796,009	20,301	29,479	-9,178	57,874	-4,510	-11,757	7,247	14,179,436	66,513
West Africa	28-Feb	422,262	10,340	10,216	124	5,530	169	165	4	384,798	11,563	15,522	-3,959	31,934	-1,392	-5,471	4,079	5,672,316	14,281



.....: 7-day moving average

---

---

# Central Africa

---

---



## Highlights of the Covid-19 Situation in Central Africa as of March 21, 2021

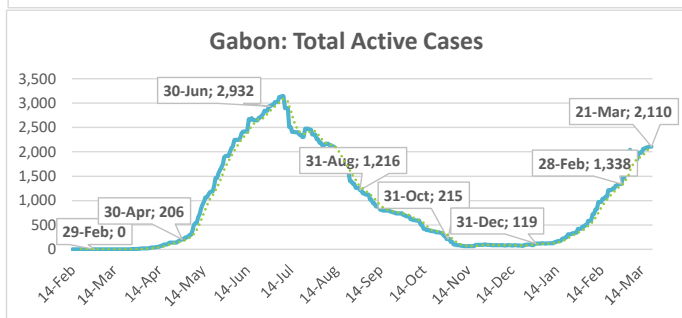
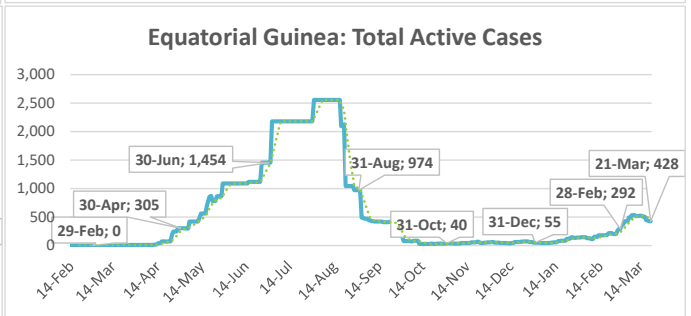
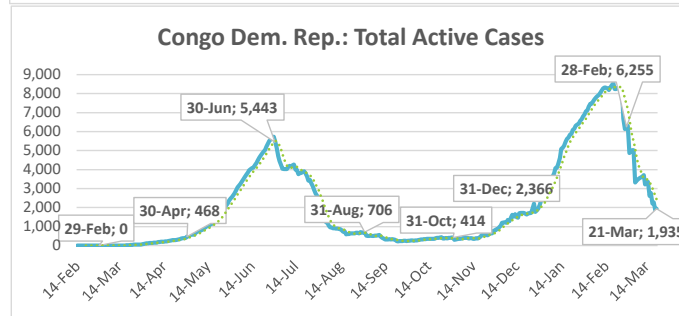
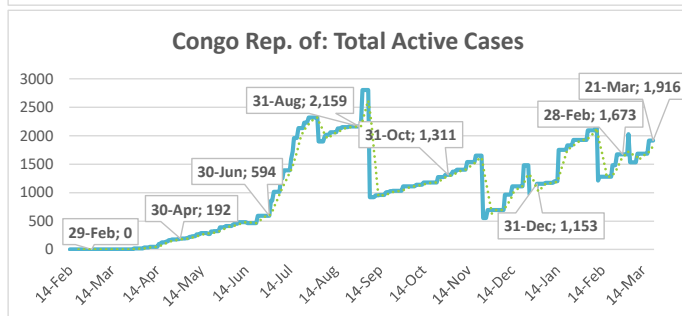
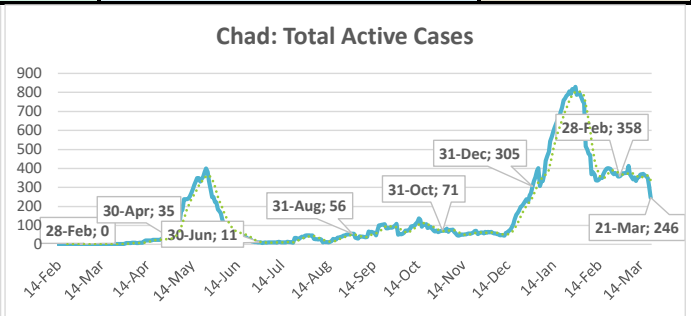
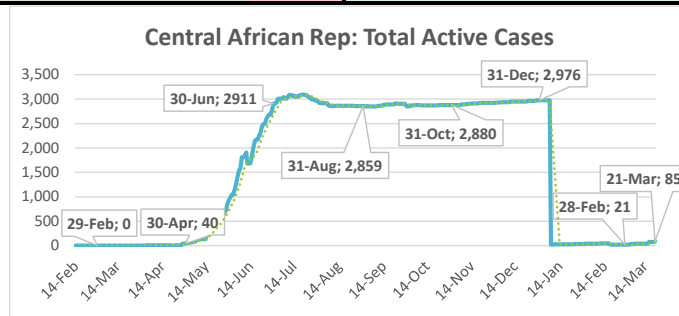
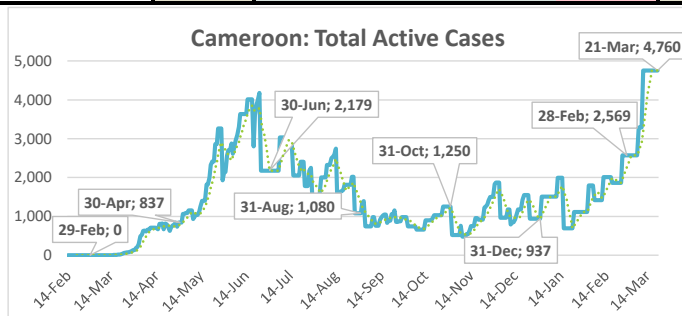
- **As of Sunday, March 21, 2021, the number of total cases in the Central Africa region reached 111,693.** The region reported 2,174 new cases in the review week, which is lower by 68.6% compared to the preceding week.<sup>1</sup> The total number of deaths reported reached 1,888, recording 28 new deaths in the review week. The number of total recovered cases reached 98,325, of which 3,320 were newly recovered cases during the review week. The total number of active cases stands at 11,480, which is a decline of 1,174 cases in the review week.
- **Cameroon accounted for 36.4% of the total cases, while Gabon accounted for 48.3% of the new cases in the region during the week under review.** Chad has the lowest number of total cases in the region at 4,420.
- **The average case fatality rate (CFR) for the region stands at 1.7%. The highest CFR in the region was reported in Chad at 3.6% and the lowest in Gabon at 0.6%.**

---

<sup>1</sup> Cameroon has not reported any new data for the review week, which has affected the weekly change for the region in terms of total cases, deaths, active cases and recovered cases.

# Summary of COVID-19 tracking in Central Africa: Situation for the week ending 21 March 2021

	Date of first case	Cases				Deaths				Recovered				Active				Test	
		Total cases	New cases for the week of	New cases for the week of	Weekly change	Total deaths	New deaths for the week of	New deaths for the week of	Weekly change from Previous week	Total Recovered	New recovered for the week of	New recovered for the week of	Weekly change from Previous week	Active cases	New active for the week of	New active for the week of	Weekly change from Previous week	Total tests	Tests Per million People
			21 Mar.	14 Mar.			21 Mar.	14 Mar.			21 Mar.	14 Mar.			21 Mar.	14 Mar.			
Central Africa	6-Mar	111,693	2,174	6,933	-4,759	1,888	28	77	-49	98,325	3,320	4,394	-1,074	11,480	-1,174	2,462	-3,636	2,133,326	14,561
Cameroon	6-Mar	40,622	0	4,908	-4,908	601	0	50	-50	35,261	0	2,667	-2,667	4,760	0	2,191	-2,191	1,048,594	39,501
Central African Rep.	15-Mar	5,087	64	2	62	64	1	0	1	4,938	18	0	18	85	45	2	43	38,422	7,955
Chad	19-Mar	4,420	111	132	-21	157	3	14	-11	4,017	230	119	111	246	-122	-1	-121	106,275	6,470
Congo Rep. of	15-Mar	9,564	235	150	85	134	3	0	3	7,514	0	0	0	1,916	232	150	82	104,366	18,913
Congo Dem. Rep.	10-Mar	27,553	539	473	66	726	9	5	4	24,892	1,890	570	1,320	1,935	-1,360	-102	-1,258	130,602	1,458
Equatorial Guinea	14-Mar	6,736	174	233	-59	100	2	2	0	6,208	270	201	69	428	-98	30	-128	106,588	75,972
Gabon	12-Mar	17,711	1,051	1,035	16	106	10	6	4	15,495	912	837	75	2,110	129	192	-63	598,479	268,891



.....: 7-day moving average

---

---

# **East Africa**

---

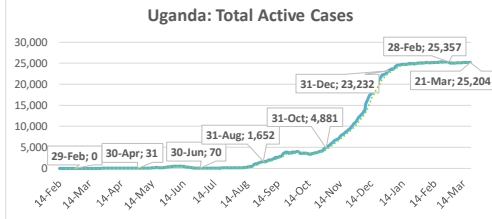
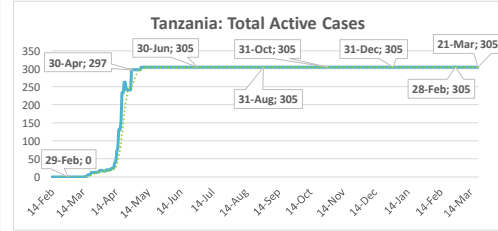
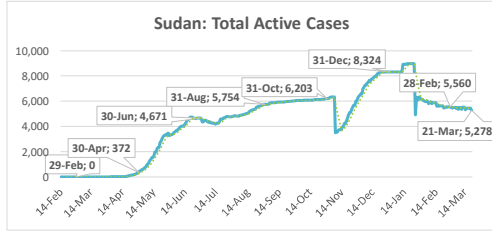
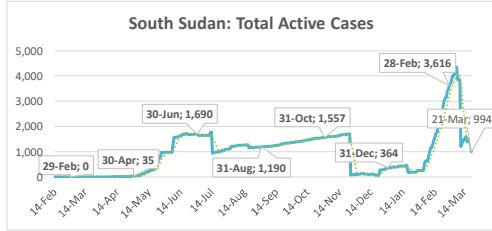
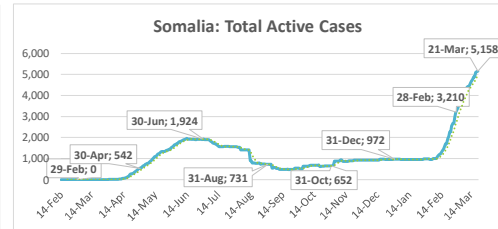
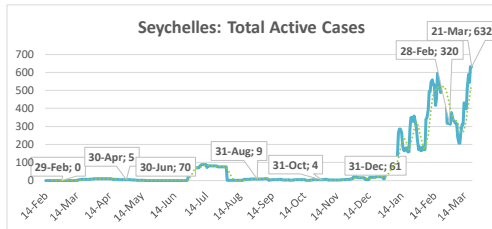
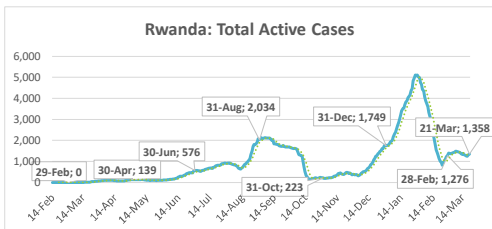
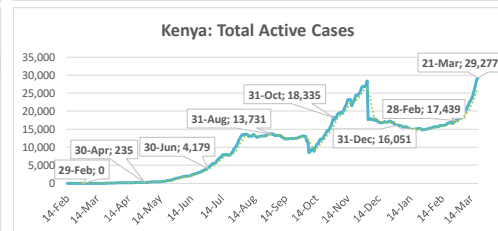
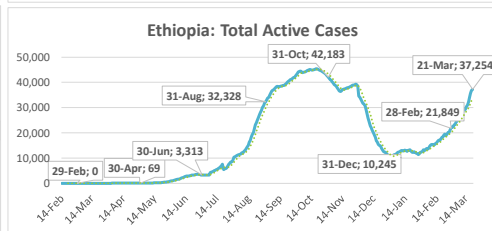
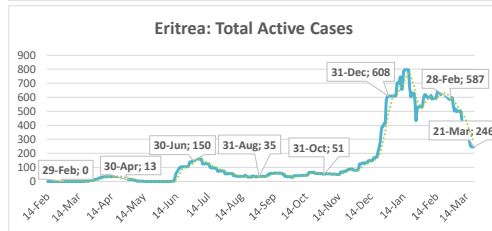
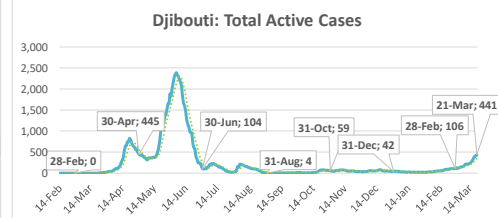
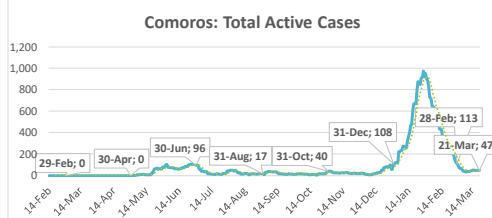
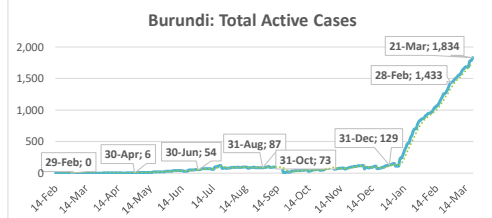
---

## **Highlights of the Covid-19 Situation in East Africa as of March 21, 2021**

- **As of Sunday, March 21, 2021, the number of total cases in the East Africa region reached 440,991.** The region reported 22,742 new cases in the review week, which is a 32.6% increase compared to the preceding week. The total number of deaths reported reached 8,075, recording 331 new deaths in the review week. The number of total recovered cases reached 324,888, of which 7,702 were newly recovered cases during the review week. The total number of active cases stands at 108,028, which is an increase of 14,709 cases in the review week.
- **Ethiopia accounted for 42.5% of the total cases and 52.3% of the new cases in the region during the week under review.** Burundi has the lowest number of total cases in the region at 2,613.
- **The average case fatality rate (CFR) for the region declined to 1.8%. The highest CFR in the region was reported in Sudan at 6.4% and the lowest in Burundi at 0.2%.**

# Summary of COVID-19 tracking in East Africa: Situation for the week ending 21 March 2021

	Date of first case	Cases				Deaths				Recovered				Active				Test	
		Total cases	New cases for the week of	New cases for the week of	Weekly change	Total deaths	New deaths for the week of	New deaths for the week of	Weekly change from Previous week	Total Recovered	New recovered for the week of	New recovered for the week of	Weekly change from Previous week	Active cases	New active for the week of	New active for the week of	Weekly change from Previous week	Total tests	Tests Per million People
		21 Mar.	14 Mar.	14 Mar.	5,593	8,075	21 Mar.	14 Mar.	48	324,888	7,702	11,425	-3,723	108,028	14,709	5,441	9,268	6,431,402	17,128
East Africa	13-Mar	440,991	22,742	17,149	5,593	8,075	331	283	48	324,888	7,702	11,425	-3,723	108,028	14,709	5,441	9,268	6,431,402	17,128
Burundi	31-Mar	2,613	152	142	10	6	3	0	3	773	0	0	0	1,834	149	142	7	116,794	9,822
Comoros	2-May	3,666	31	39	-8	146	0	0	0	3,473	29	34	-5	47	2	5	-3	6,227	7,161
Djibouti	18-Mar	6,588	320	122	198	64	1	0	1	6,083	105	47	58	441	214	75	139	122,979	124,473
Eritrea	21-Mar	3,118	80	94	-14	7	0	0	0	2,865	234	195	39	246	-154	-101	-53	23,693	6,681
Ethiopia	13-Mar	187,365	11,898	9,329	2,569	2,659	109	121	-12	147,452	3,742	5,210	-1,468	37,254	8,047	3,998	4,049	2,279,472	19,828
Kenya	13-Mar	120,910	7,674	4,409	3,265	2,011	98	37	61	89,622	1,217	835	382	29,277	6,359	3,537	2,822	1,414,865	26,313
Rwanda	14-Mar	20,828	642	635	7	290	10	12	-2	19,180	614	726	-112	1,358	18	-103	121	1,086,928	83,918
Seychelles	15-Mar	3,770	455	336	119	16	0	1	-1	3,122	254	220	34	632	201	115	86	21,504	218,654
Somalia	16-Mar	10,085	895	869	26	429	62	65	-3	4,498	268	298	-30	5,158	565	506	59	85,249	5,364
South Sudan	5-Apr	9,879	389	724	-335	106	2	2	0	8,779	873	3,589	-2,716	994	-486	-2,867	2,381	125,331	11,197
Sudan	13-Mar	30,989	116	333	-217	1,986	46	45	1	23,725	328	241	87	5,278	-258	47	-305	231,694	5,284
Tanzania	16-Mar	509	...	...	...	21	...	...	...	183	...	...	...	305	...	...	...	3,880	65
Uganda	21-Mar	40,671	90	117	-27	334	0	0	0	15,133	38	30	8	25,204	52	87	-35	912,786	19,956



.....: 7-day moving average

---

---

# North Africa

---

---

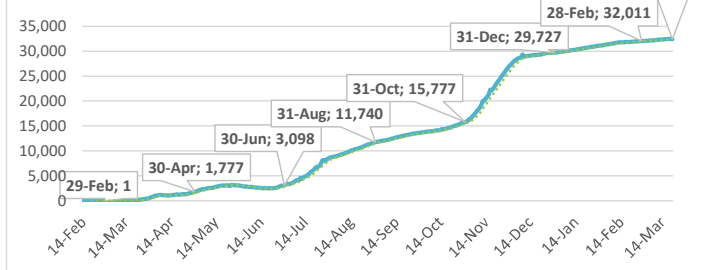
## **Highlights of the Covid-19 Situation in North Africa as of March 21, 2021**

- **As of Sunday, March 21, 2021, the number of total cases in the North Africa region reached 1,218,196.** The region reported 18,805 new cases in the review week, which is a 0.2% increase compared to the preceding week. The total number of deaths reported reached 34,920, recording 642 new deaths in the review week. The number of total recovered cases reached 1,077,354, of which 18,148 were newly recovered cases during the review week. The total number of active cases stands at 105,922, which is an increase of 15 cases in the review week.
- **Morocco accounted for 40.4% of the total cases, while Libya accounted for 35.2% of the new cases in the region during the week under review.** Mauritania has the lowest number of total cases in the region at 17,601.
- **The average case fatality rate (CFR) for the region currently stands at 2.9%. The highest CFR in the region was reported in Egypt at 5.9% and the lowest in Libya at 1.7%.**

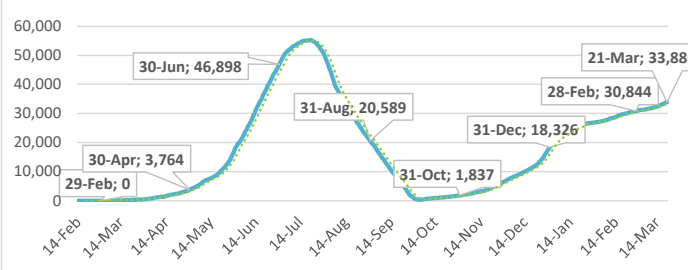
### Summary of COVID-19 tracking in North Africa: Situation for the week ending 21 March 2021

	Date of first case	Cases				Deaths				Recovered				Active				Test	
		Total cases	New cases for the week of	New cases for the week of	Weekly change	Total deaths	New deaths for the week of	New deaths for the week of	Weekly change from Previous week	Total Recovered	New recovered for the week of	New recovered for the week of	Weekly change from Previous week	Active cases	New active for the week of	New active for the week of	Weekly change from Previous week	Total tests	Tests Per million People
			21 Mar.	14 Mar.			21 Mar.	14 Mar.			21 Mar.	14 Mar.			21 Mar.	14 Mar.			
North Africa	14-Feb	1,218,196	18,805	18,765	40	34,920	642	672	-30	1,077,354	18,148	18,972	-824	105,922	15	-879	894	10,675,238	51,712
Algeria	26-Feb	116,157	892	1,031	-139	3,057	21	23	-2	80,659	772	823	-51	32,441	99	185	-86	230,553	5,258
Egypt	14-Feb	195,418	4,494	4,421	73	11,598	298	305	-7	149,934	2,700	3,215	-515	33,886	1,496	901	595	2,502,936	24,458
Libya	25-Mar	151,605	6,612	6,353	259	2,506	120	113	7	138,312	6,534	5,936	598	10,787	-42	304	-346	817,871	119,027
Mauritania	14-Mar	17,601	163	116	47	446	2	2	0	16,893	121	102	19	262	40	12	28	192,848	41,476
Morocco	5-Mar	491,709	2,772	2,714	58	8,767	44	41	3	479,252	3,403	3,609	-206	3,690	-675	-936	261	5,867,200	158,957
Tunisia	5-Mar	245,706	3,872	4,130	-258	8,546	157	188	-31	212,304	4,618	5,287	-669	24,856	-903	-1,345	442	1,063,830	90,013

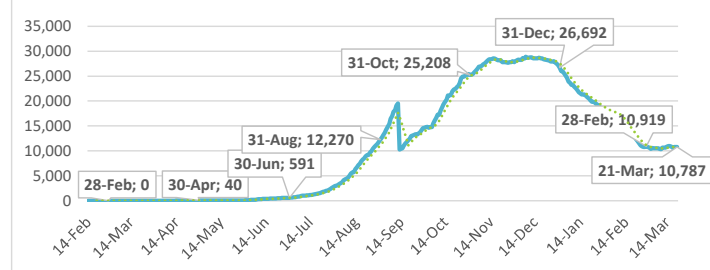
Algeria: Total Active Cases



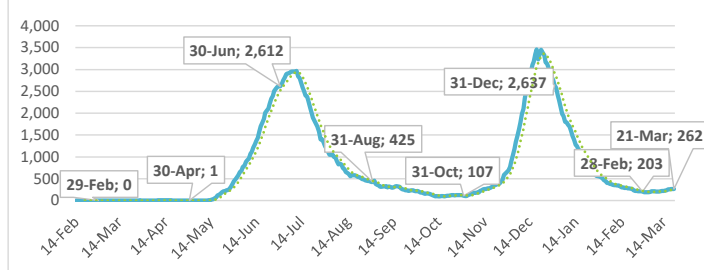
Egypt: Total Active Cases



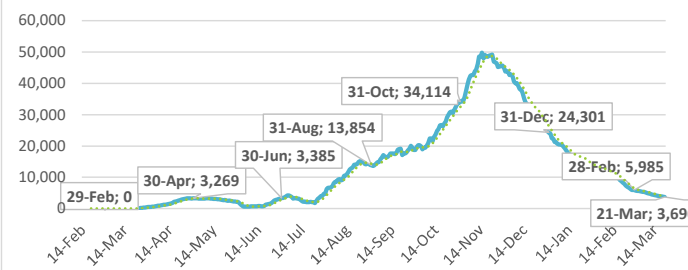
Libya: Total Active Cases



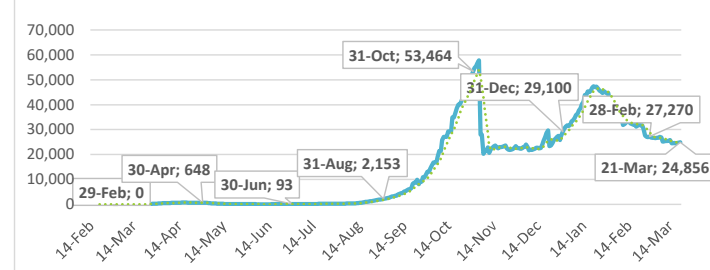
Mauritania: Total Active Cases



Morocco: Total Active Cases



Tunisia: Total Active Cases



.....: 7-day moving average



---

---

# **Southern Africa**

---

---

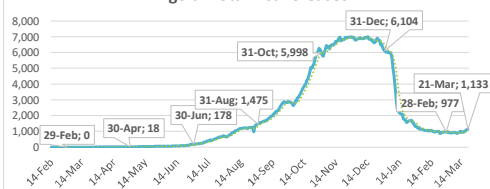
## **Highlights of the Covid-19 Situation in Southern Africa as of March 21, 2021**

- **As of Sunday, March 21, 2021, the number of total cases in the Southern Africa region reached 1,913,373.** The region reported 16,746 new cases in the review week, which is a 9.9% decline compared to the preceding week. The total number of deaths reported reached 59,490, recording 955 new deaths in the review week. The number of total recovered cases reached 1,796,009, of which 20,301 were newly recovered cases during the review week. The total number of active cases stands at 57,874, which is a decline of 4,510 cases in the review week.
- **South Africa accounted for 80.4% of the total cases and 50.4% of the new cases in the region during the week under review.** Mauritius has the lowest number of total cases in the region at 805.
- **The average case fatality rate (CFR) for the region stands at 3.1%. The highest CFR in the region was reported in Zimbabwe at 4.1% and the lowest in Mozambique at 1.1%.**

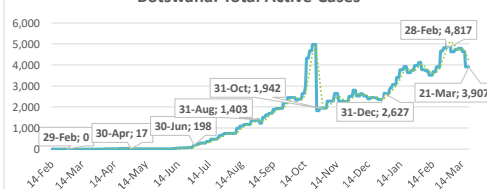
# Summary of COVID-19 tracking in Southern Africa: Situation for the week ending 21 March 2021

	Date of first case	Cases				Deaths				Recovered				Active				Test	
		Total cases	New cases for the week of	New cases for the week of	Weekly change	Total deaths	New deaths for the week of	New deaths for the week of	Weekly change from Previous week	Total Recovered	New recovered for the week of	New recovered for the week of	Weekly change from Previous week	Active cases	New active for the week of	New active for the week of	Weekly change from Previous week	Total tests	Tests Per million People
		21 Mar.	14 Mar.	14 Mar.		21 Mar.	14 Mar.	14 Mar.		21 Mar.	14 Mar.	14 Mar.		21 Mar.	14 Mar.	14 Mar.			
Southern Africa	5-Mar	1,913,373	16,746	18,590	-1,844	59,490	955	868	87	1,796,009	20,301	29,479	-9,178	57,874	-4,510	-11,757	7,247	14,179,436	66,513
Angola	27-Mar	21,733	353	294	-59	527	6	7	-1	20,073	223	203	20	1,133	124	84	40	410,308	12,484
Botswana	16-Mar	35,493	1,395	2,352	-957	458	34	65	-31	31,128	2,246	2,122	124	3,907	-885	165	-1,050	889,158	378,103
Eswatini	14-Mar	17,286	49	53	-4	665	4	3	1	16,044	296	472	-176	577	-251	-422	171	156,966	135,296
Lesotho	13-Mar	10,535	5	7	-2	309	0	2	-2	3,922	0	34	-34	6,304	5	-29	34	63,951	29,852
Madagascar	20-Mar	22,484	1,128	1,201	-73	351	25	26	-1	20,996	616	837	-221	1,137	487	338	149	134,665	4,863
Malawi	2-Apr	33,237	448	347	101	1,096	14	13	1	28,636	3,058	3,205	-147	3,505	-2,624	-2,871	247	212,845	11,126
Mauritius	18-Mar	805	63	101	-38	10	0	0	0	592	0	4	-4	203	63	97	-34	301,345	236,950
Mozambique	27-Mar	66,212	1,696	1,996	-300	746	21	32	-11	52,683	2,303	3,959	-1,656	12,783	-628	-1,995	1,367	465,398	14,890
Namibia	14-Mar	42,477	1,277	1,170	107	492	34	20	14	39,350	880	950	-70	2,635	363	200	163	333,307	131,176
São Tomé & Príncipe	6-Apr	2,145	67	128	-61	34	2	0	2	1,969	152	255	-103	142	-87	-127	40	13,396	61,125
South Africa	5-Mar	1,537,852	8,432	8,352	80	52,111	785	648	137	1,463,089	8,799	13,416	-4,617	22,652	-1,152	-5,712	4,560	9,635,287	162,460
Zambia	18-Mar	86,449	1,652	2,376	-724	1,179	21	34	-13	83,258	1,502	3,813	-2,311	2,012	129	1,471	1,600	1,195,908	65,052
Zimbabwe	25-Mar	36,665	181	213	-32	1,512	9	18	-9	34,269	226	209	17	884	-54	-14	-40	366,902	24,686

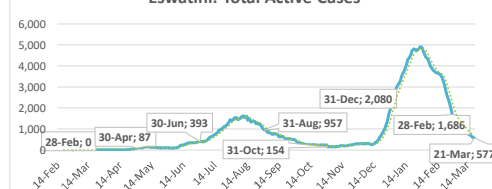
Angola: Total Active Cases



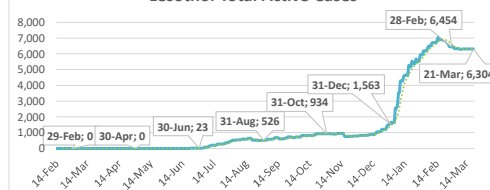
Botswana: Total Active Cases



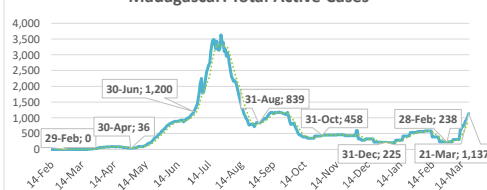
Eswatini: Total Active Cases



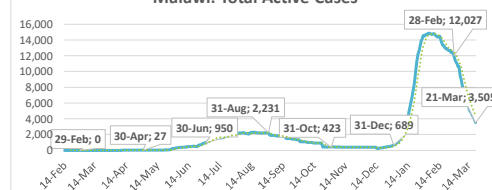
Lesotho: Total Active Cases



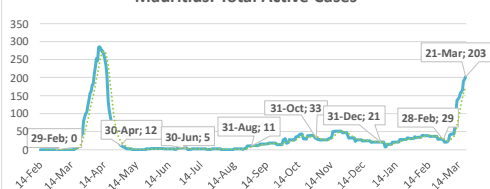
Madagascar: Total Active Cases



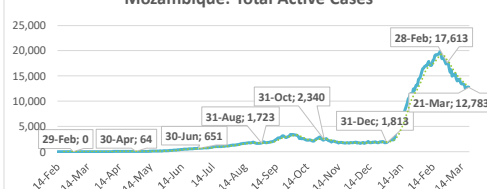
Malawi: Total Active Cases



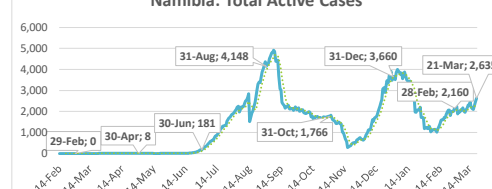
Mauritius: Total Active Cases



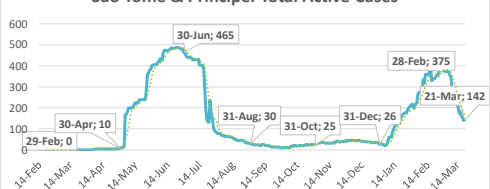
Mozambique: Total Active Cases



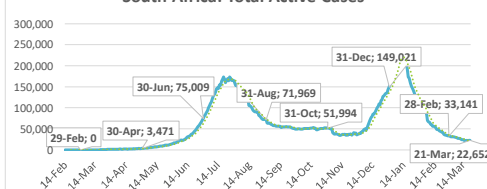
Namibia: Total Active Cases



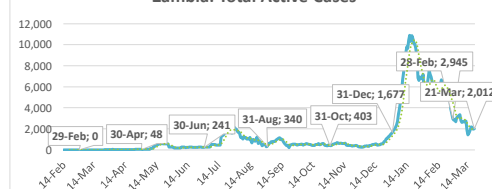
São Tomé & Príncipe: Total Active Cases



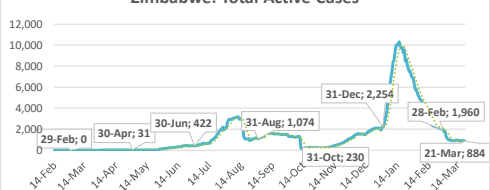
South Africa: Total Active Cases



Zambia: Total Active Cases



Zimbabwe: Total Active Cases



.....: 7-day moving average

---

---

# **West Africa**

---

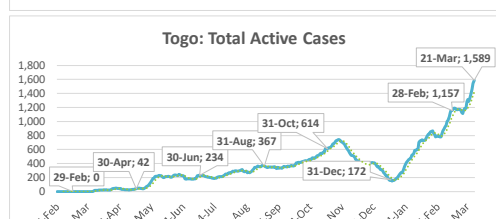
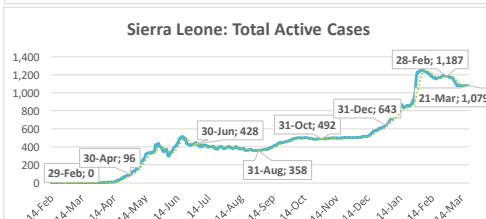
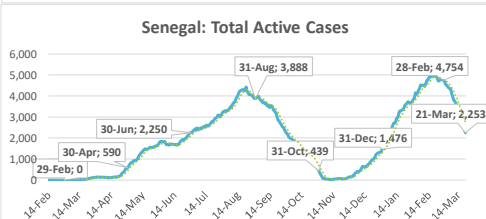
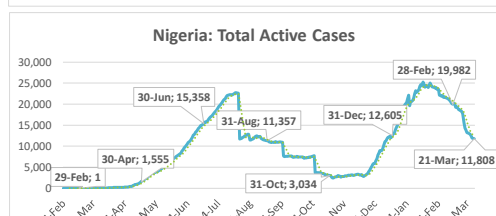
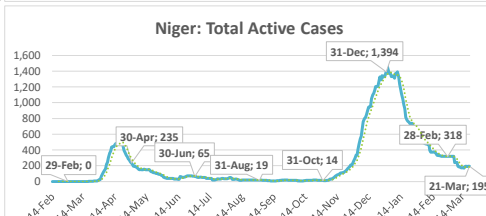
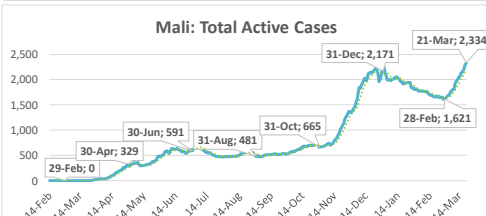
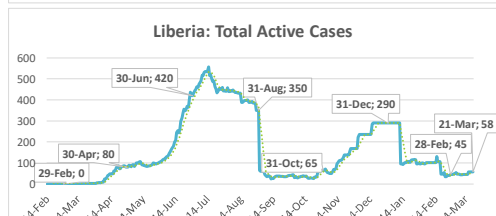
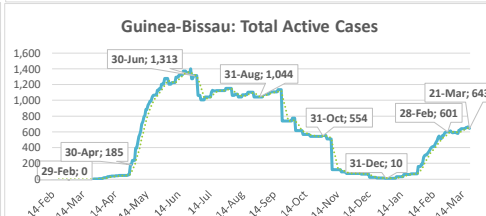
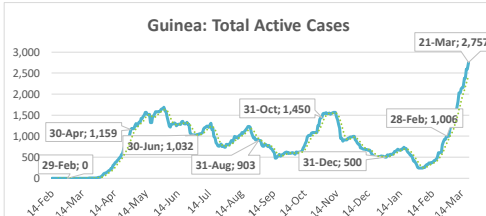
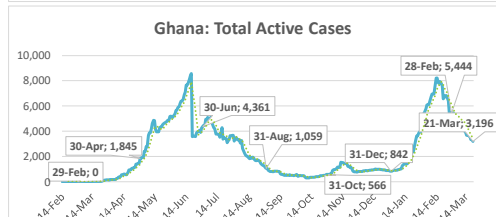
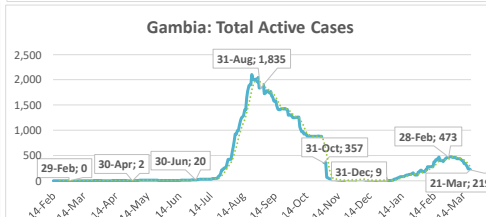
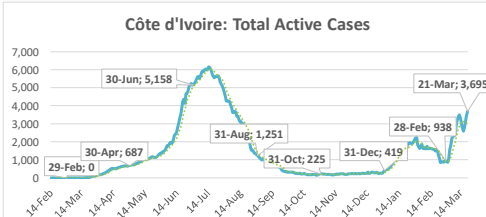
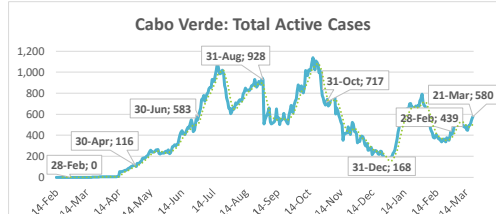
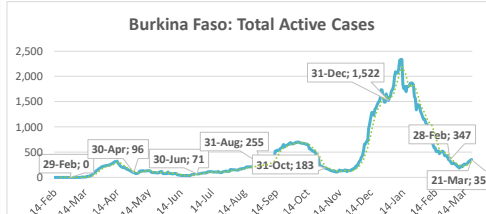
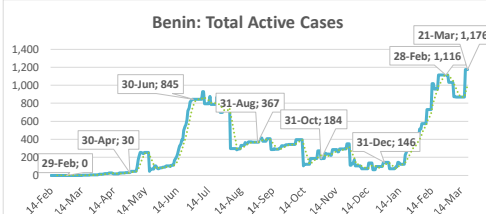
---

## **Highlights of the Covid-19 Situation in West Africa as of March 21, 2021**

- **As of Sunday, March 21, 2021, the number of total cases in the West Africa region reached 422,262.** The region reported 10,340 new cases in the review week, which is a 1.2% increase compared to the new cases reported in the preceding week. The total number of deaths reported reached 5,530, recording 169 new deaths in the review week. The number of total recovered cases reached 384,798, of which 11,563 were newly recovered cases during the review week. The total number of active cases stands at 31,934, which is a decline of 1,392 cases in the review week.
- **Nigeria accounted for 38.3% of the total cases, while Côte d'Ivoire accounted for 25.7% of the new cases in the region during the week under review.** Liberia has the lowest number of total cases in the region at 2,042.
- **The average case fatality rate (CFR) for the region stands at 1.3%. The highest CFR in the region was reported in Liberia at 4.2% and the lowest in Côte d'Ivoire at 0.5%.**

# Summary of COVID-19 tracking in West Africa: Situation for the week ending 21 March 2021

	Date of first case	Cases				Deaths				Recovered				Active				Test	
		Total cases	New cases for the week of	New cases for the week of	Weekly change	Total deaths	New deaths for the week of	New deaths for the week of	Weekly change from Previous week	Total Recovered	New recovered for the week of	New recovered for the week of	Weekly change from Previous week	Active cases	New active for the week of	New active for the week of	Weekly change from Previous week	Total tests	Tests Per million People
		21 Mar.	14 Mar.	7 Mar.	0 Mar.	21 Mar.	14 Mar.	7 Mar.	0 Mar.	21 Mar.	14 Mar.	7 Mar.	0 Mar.	21 Mar.	14 Mar.	7 Mar.	0 Mar.	21 Mar.	14 Mar.
West Africa	28-Feb	422,262	10,340	10,216	124	5,530	169	165	4	384,798	11,563	15,522	-3,959	31,934	-1,392	-5,471	4,079	5,672,316	14,281
Benin	16-Mar	6,818	317	430	-113	90	9	6	3	5,552	0	589	-589	1,176	308	-165	473	521,218	42,993
Burkina Faso	9-Mar	12,535	163	191	-28	145	1	1	0	12,038	73	149	-76	352	89	41	48	166,448	7,963
Cabo Verde	20-Mar	16,491	390	319	71	159	3	2	1	15,752	300	412	-112	580	87	-95	182	139,880	251,589
Côte d'Ivoire	11-Mar	40,310	2,657	2,466	191	220	9	9	0	36,395	2,307	1,380	927	3,695	341	1,077	-736	484,973	18,385
Gambia, The	18-Mar	5,255	270	226	44	161	8	1	7	4,875	438	294	144	219	-176	-69	-107	52,941	21,907
Ghana	12-Mar	89,682	1,920	1,297	623	725	40	38	2	85,761	2,592	2,217	375	3,196	-712	-958	246	966,970	31,119
Guinea	13-Mar	18,877	1,135	1,072	63	111	9	7	2	16,009	495	333	162	2,757	631	732	-101	390,076	29,702
Guinea-Bissau	27-Mar	3,568	121	135	-14	55	3	3	0	2,870	115	84	31	643	3	48	-45	56,904	28,915
Liberia	16-Mar	2,042	12	6	6	85	0	0	0	1,899	0	7	-7	58	12	-1	13	79,684	15,755
Mali	25-Mar	9,330	417	333	84	368	8	2	6	6,628	125	62	63	2,334	284	269	15	222,026	10,964
Niger	20-Mar	4,918	58	38	20	185	3	5	-2	4,538	34	99	-65	195	21	-66	87	86,046	3,555
Nigeria	28-Feb	161,737	1,080	2,151	-1,071	2,030	17	44	27	147,899	2,500	7,509	-5,009	11,808	-1,437	-5,402	3,965	1,684,305	8,171
Senegal	2-Mar	37,833	941	1,035	-94	1,013	50	44	6	34,567	2,042	1,920	122	2,253	-1,151	-929	-222	425,096	25,388
Sierra Leone	31-Mar	3,948	11	17	-6	79	0	0	0	2,790	11	79	-68	1,079	0	-62	62	134,442	16,854
Togo	6-Mar	8,918	848	500	348	104	9	3	6	7,225	531	388	143	1,589	308	109	199	261,307	31,564



.....: 7-day moving average