



## AFRICAN DEVELOPMENT BANK GROUP

---

### Weekly Data Flash on Covid-19 in Africa<sup>1</sup>:

*The situation as of Sunday August 16, 2020*

Statistics Department (ECST)

---

<sup>1</sup> This briefing note has been prepared by Mamuye Bora Roza, Senior Statistician; Anouar Chaouch, Statistician; Soumaila Karambiri, Statistical Assistant; Regis Hauhouot Stephane, Statistical Assistant and Desire Lakpa Guy, Statistical Assistant, under the supervision of Louis Kouakou Division Manager ECST.1 and the guidance of Charles Lufumpa Acting Chief Economist and Vice President for ECVP.

# Contents

	Page
Highlights of the Covid-19 Situation in Africa as of August 16, 2020	1
Data Annexes: Africa	3
Highlights of the Covid-19 Situation in Central Africa as of August 16, 2020	5
Data Annexes: Central Africa	6
Highlights of the Covid-19 Situation in East Africa as of August 16, 2020	8
Data Annexes: East Africa	9
Highlights of the Covid-19 Situation in North Africa as of August 16, 2020	11
Data Annexes: North Africa	12
Highlights of the Covid-19 Situation in Southern Africa as of August 16, 2020	14
Data Annexes: Southern Africa	15
Highlights of the Covid-19 Situation in West Africa as of August 16, 2020	17
Data Annexes: West Africa	18

## Highlights of the Covid-19 Situation in Africa as of August 16, 2020<sup>2</sup>

- **Globally, the total number of confirmed Covid-19 cases reached 21,613,706 as of August 16, 2020, the majority of which (53.7%) were in the Americas, followed by Asia (26%) and Europe (15%).** A total of 1,759,123 new cases were reported in the review week, which is 1% lower than the previous week. The number of deaths reached 774,296 while 13,632,408 cases have recovered so far, representing 63% of confirmed Covid-19 cases. The number of active cases stands at 7,207,002.
- **As of Sunday, August 16, 2020, Africa accounted for 5.2% of the global cases, 3.3% of deaths, 6.1% of recovered cases and 3.6% of active cases.** The number of cases and deaths in Africa have been steadily increasing, while the number of active cases and its global share started to fall in the past two weeks, owing to increased recovery rates.
- **As of August 16, 2020, over 10.3 million people had been tested for Covid-19 in Africa; one third of these tests were conducted in South Africa.** Regionally, Southern Africa and North Africa accounted for 64% of the tests conducted. Over 0.7 million tests were conducted in the week under review.
- **Considering tests in relation to population size, Mauritius leads with 173,958 tests per 1 million people,** followed by Cabo Verde (112,316), Djibouti (63,766), South Africa (57,338), Gabon (45,063), Morocco (43,500) and Botswana (37,115). The average tests per 1 million people in Africa, stands at 7,708, which is an increase of 7.4% over the past week.
- **Tests per case in Africa stand at 9.2 as of August 16, 2020, which means there is one confirmed case for every 9 tests conducted, compared to 18 for the world.** Regionally, tests per case were relatively higher for East Africa at 20.4, followed by North Africa at 12.6, West Africa at 9.6, Central Africa at 8.3 and Southern Africa at 6.6.
- **As of August 16, 2020, the total number of confirmed cases in Africa reached 1,119,158.** Southern Africa is the most affected region, with 56.9% of the cases reported, followed by North Africa at 17.4% and West Africa at 13.2%. The least affected region is Central Africa, with 4.5% of reported cases, followed by East Africa, representing 7.9% of the total cases in Africa. Southern Africa was the region with the highest number of cases, with 92.2% of those cases reported in the nation of South Africa; the remaining countries of the region are among the least affected.
- **More than half (52.5%) of the total cases in Africa were reported in South Africa, followed by Egypt which accounted for 8.6%, as of August 16, 2020. South Africa, Egypt, Nigeria, Ghana, Morocco and Algeria together account for 77% of the cases in Africa.** Five countries with the least number of cases are Seychelles, Eritrea, Mauritius, Comoros and Burundi, which collectively account for less than 0.2% of the cases in Africa. Considering population size, South

---

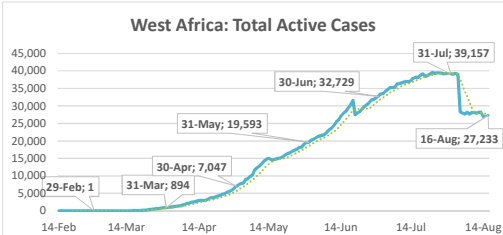
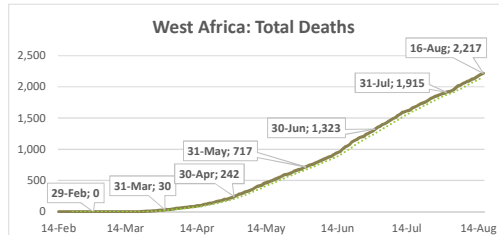
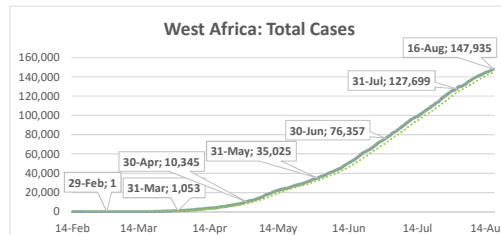
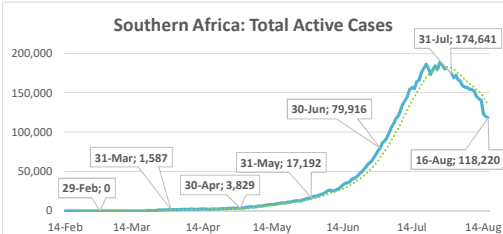
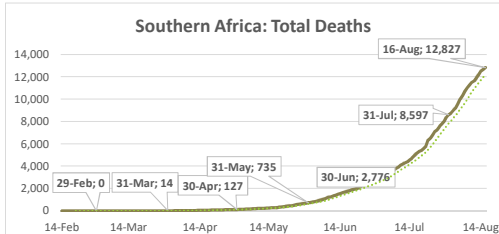
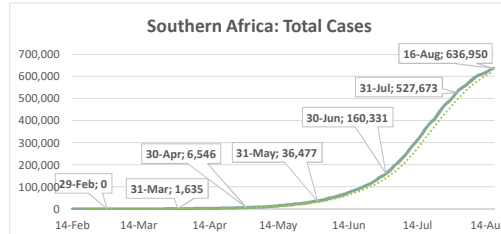
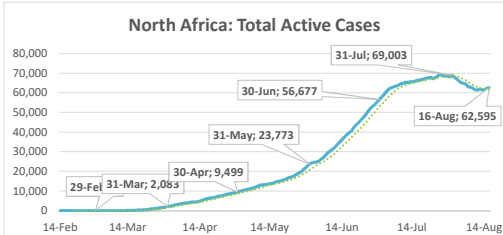
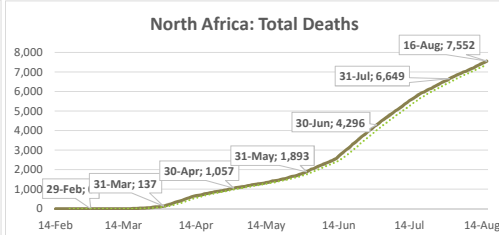
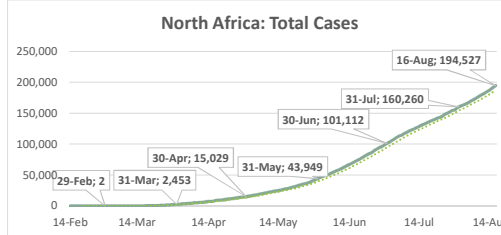
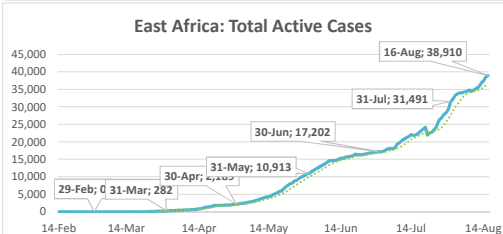
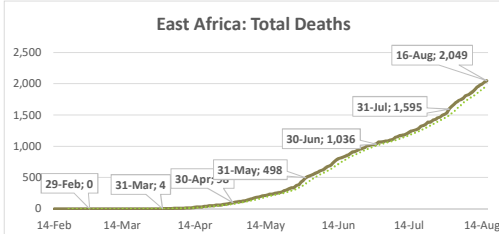
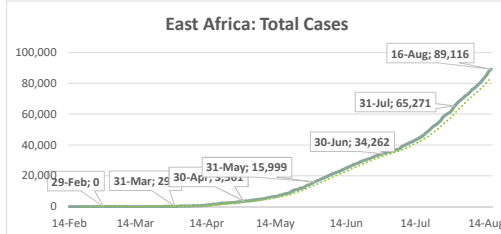
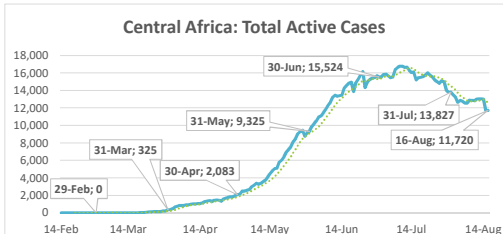
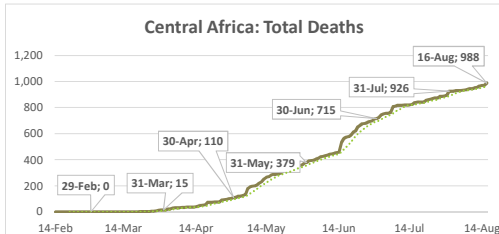
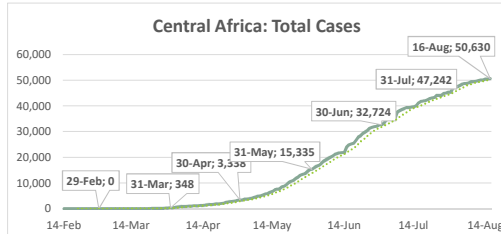
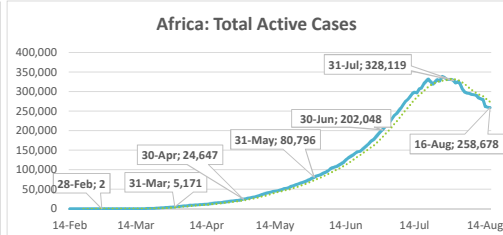
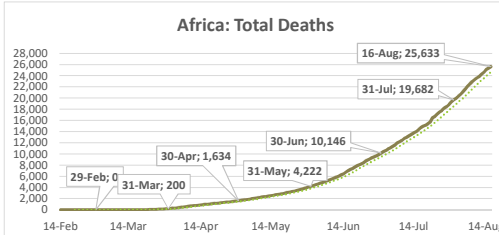
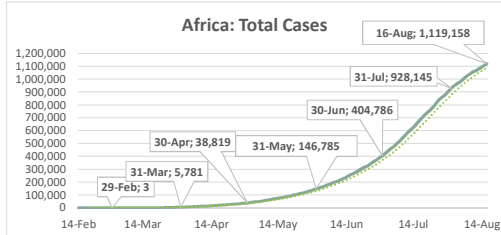
<sup>2</sup> Tanzania has not released data on Covid-19 since May 08, 2020.

Africa, Cabo Verde, Djibouti, São Tomé and Príncipe, and Gabon are the five countries with the highest number of confirmed cases per million people. Rates in these countries range from 10,030 in South Africa to 3,785 in Gabon.

- **In the week under review, a total of 70,890 new cases were reported in Africa, which is 21.7% lower compared to the previous week. These new cases in Africa account for 4% of the weekly new cases recorded globally.** The Southern Africa region, principally South Africa, accounted for 47.6% of the weekly new cases, followed by North Africa (24%), East Africa (16.5%), West Africa (10.4%) and Central Africa (1.6%).
- **As of August 16, 2020, a total of 25,633 deaths were reported in Africa, of which 50% are in Southern Africa, 29.5% in North Africa, 8.6% in West Africa, 8% in East Africa and 3.9% in Central Africa.** South Africa, Egypt, Algeria, Nigeria and Sudan are the five countries with the highest reported deaths due to Covid-19. A total of 2,354 new deaths were reported in the week under review, which is a decline of 20.8% compared to the preceding week. As of August 16, 2020, Eritrea and Seychelles are the only countries in Africa not to have reported any deaths since the onset of the pandemic.
- **The case fatality rate (CFR) for Africa stands at 2.3% in the review period, which is a slight increment compared to 2.1% in July 2020 but lower than the global average of 3.6%.** Regionally, West Africa has the lowest CFR at 1.5%, followed by Southern Africa and Central Africa at 2.0%, while East Africa at 2.3% and North Africa at 4.0% recorded equivalent or higher CFRs than the African average. Higher than or equal to global average CFRs have been recorded in nine African countries, namely Chad at 7.9%, Sudan at 6.5%, Liberia at 6.5%, Niger at 5.9%, Egypt 5.3%, Mali at 4.7%, Burkina Faso at 4.3%, Angola at 4.6% and Algeria at 3.6%.
- **As of August 16, 2020, Africa reported 834,847 recovered cases, which is 74.6% of total confirmed cases.** The recovery rate is higher than the African average in West Africa (80.1%), Southern Africa (79.4%) and Central Africa (74.9%), while North Africa (63.9%) and East Africa (54%) showed relatively lower recovery rates. In the week under review, 101,683 newly recovered cases were reported.
- **As of August 16, 2020, the total number of active cases in Africa stands at 258,678, which is a reduction of 33,147 cases over the previous week.** Regionally, Southern Africa, Central Africa and West Africa saw a reduction in the number of active cases, in the past three consecutive weeks, as the numbers of recovered cases were higher than the number of newly recorded with in the period. North Africa saw a slight increase in active cases, in the week under review, after recording declines in the preceding two weeks. In East Africa active cases are still increasing.
- *For more information on Covid-19, please visit the Bank's Africa Information Highway <https://africacovid.opendataforafrica.org/>.*

# Summary of COVID-19 tracking in Africa: Situation for the week ending 16 August 2020

	Date of first case	Cases				Deaths				Recovered				Active				Test	
		Total cases	New cases for the week of	New cases for the week of	Weekly change from Previous week	Total deaths	New deaths for the week of	New deaths for the week of	Weekly change from Previous week	Total Recovered	New recovered for the week of	New recovered for the week of	Weekly change from Previous week	Active cases	New active for the week of	New active for the week of	Weekly change from Previous week	Total tests	Tests Per million People
		16 August	09 August	02 August	26 July	16 August	09 August	02 August	26 July	16 August	09 August	02 August	26 July	16 August	09 August	02 August	26 July	16 August	09 August
World	31-Dec	21,613,706	1,759,123	1,775,482	-16,359	774,296	43,200	41,750	1,450	13,632,408	1,555,618	1,411,766	143,852	7,207,002	160,305	321,966	-161,661	388,087,860	49,788
Africa	14-Feb	1,119,158	70,890	90,519	-19,629	25,633	2,354	2,973	-619	834,847	101,683	121,146	-19,463	258,678	-33,147	-33,600	-453	10,319,917	7,708
Central Africa	6-Mar	50,630	1,141	2,017	-876	988	41	20	21	37,922	2,243	2,358	-115	11,720	-1,143	-361	-782	420,536	2,870
East Africa	13-Mar	89,116	11,715	9,167	2,548	2,049	199	183	16	48,157	7,017	7,863	-846	38,910	4,499	1,121	3,378	1,821,236	4,850
North Africa	14-Feb	194,527	16,967	14,354	2,613	7,552	416	367	49	124,380	16,358	18,754	-2,396	62,595	193	4,767	4,960	2,458,837	11,911
Southern Africa	5-Mar	636,950	33,719	54,765	-21,046	12,827	1,568	2,248	-680	505,903	68,013	70,925	-2,912	118,220	-35,862	-18,408	-17,454	4,192,816	19,668
West Africa	28-Feb	147,935	7,341	10,223	-2,882	2,217	130	155	-25	118,485	8,052	21,246	-13,194	27,233	-841	-11,178	10,337	1,426,492	3,591



.....: 7-day moving average

---

---

# Central Africa

---

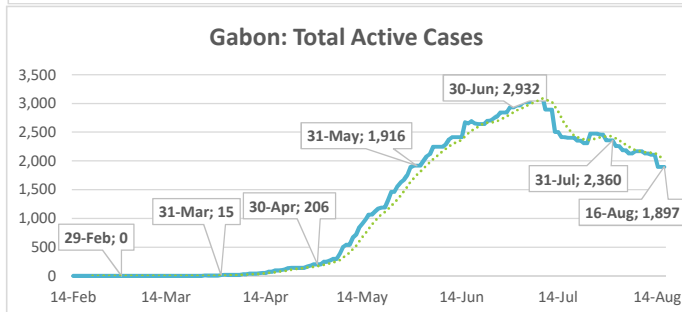
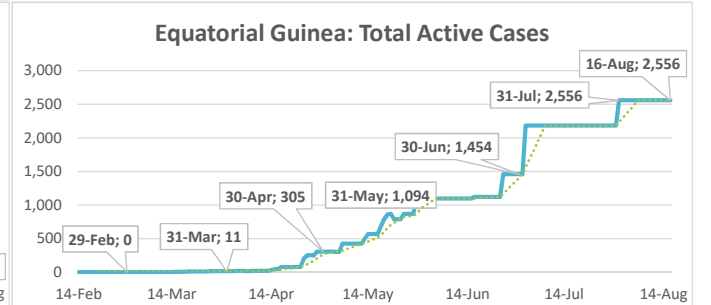
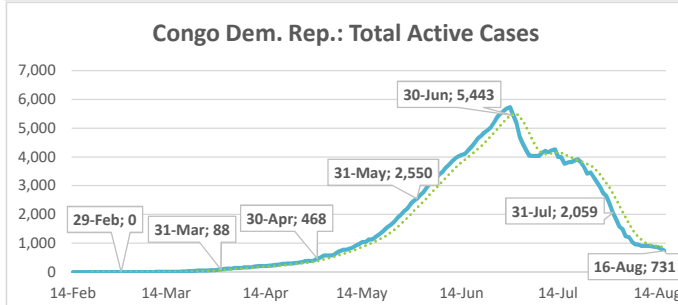
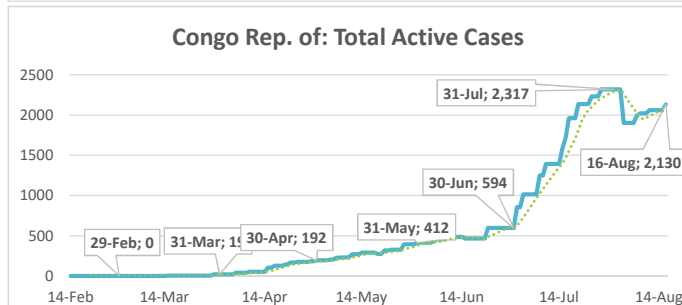
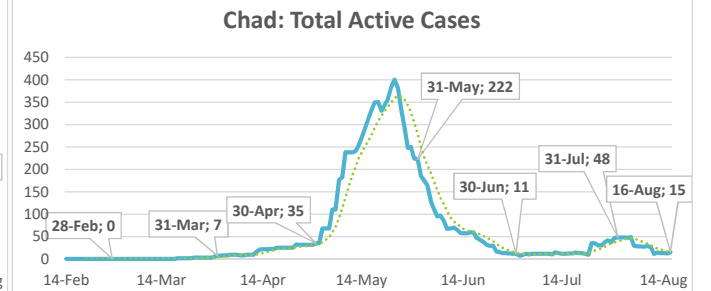
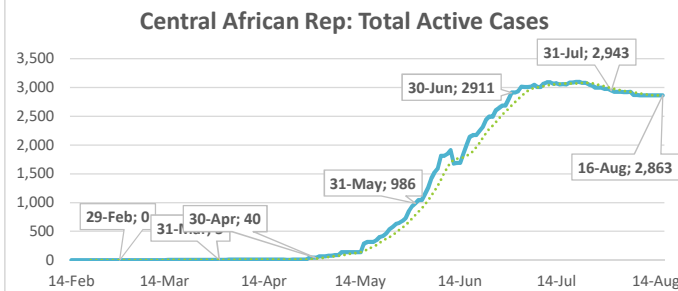
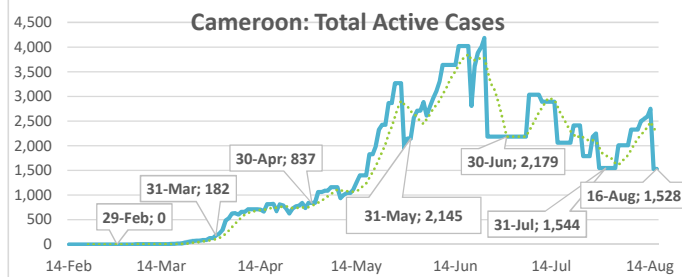
---

## **Highlights of the Covid-19 Situation in Central Africa as of August 16, 2020**

- **As of Sunday, August 16, 2020, the number of total cases in the Central Africa region reached 50,630.** The region reported 1,141 new cases in the review week, which is a 43.4% reduction compared to the new cases reported in the preceding week. The total number of deaths reported reached 988, recording 41 new deaths in the review week. The number of total recovered cases reached 37,922 with newly recovered cases during the review week amounting to 2,243. The total number of active cases stands at 11,720, which is a decline of 1,143 cases in the review week.
- **Cameroon accounted for 36.5% of the total cases and 37.4% of the new cases in the region during the week under review.** Chad has the least number of cases in the region at 956.
- **The average case fatality rate (CFR) for the region stands at 2.0%. The highest CFR in the region is reported in Chad at 7.9% and the lowest in Gabon at 0.6%.**

# Summary of COVID-19 tracking in Central Africa: Situation for the week ending 16 August 2020

	Date of first case	Cases				Deaths				Recovered				Active				Test	
		Total cases	New cases for the week of	New cases for the week of	Weekly change	Total deaths	New deaths for the week of	New deaths for the week of	Weekly change from Previous week	Total Recovered	New recovered for the week of	New recovered for the week of	Weekly change from Previous week	Active cases	New active for the week of	New active for the week of	Weekly change from Previous week	Total tests	Tests Per million People
			16 August	09 August			16 August	09 August			16 August	09 August			16 August	09 August			
Central Africa	6-Mar	50,630	1,141	2,017	-876	988	41	20	21	37,922	2,243	2,358	-115	11,720	-1,143	-361	-782	420,536	2,870
Cameroon	6-Mar	18,469	427	787	-360	401	6	4	2	16,540	1,220	0	1,220	1,528	-799	783	-1,582	159,192	5,997
Central African Rep.	15-Mar	4,652	11	27	-16	61	1	1	0	1,728	7	86	-79	2,863	3	-60	63	29,930	6,197
Chad	19-Mar	956	12	8	4	76	0	1	-1	865	26	26	0	15	-14	-19	5	10,029	611
Congo Rep. of	15-Mar	3,831	167	464	-297	76	18	4	14	1,625	36	760	-724	2,130	113	-300	413	25,489	4,619
Congo Dem. Rep.	10-Mar	9,676	222	339	-117	240	16	9	7	8,705	381	1,005	-624	731	-175	-675	500	51,242	572
Equatorial Guinea	14-Mar	4,821	0	0	0	83	0	0	0	2,182	0	0	0	2,556	0	0	0	44,356	31,615
Gabon	12-Mar	8,225	302	392	-90	51	0	1	-1	6,277	573	481	92	1,897	-271	-90	-181	100,298	45,063



.....: 7-day moving average



---

---

# **East Africa**

---

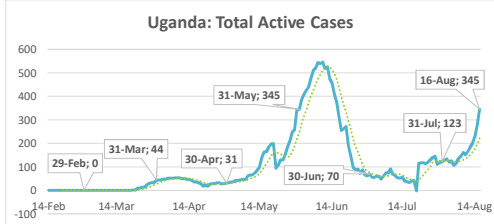
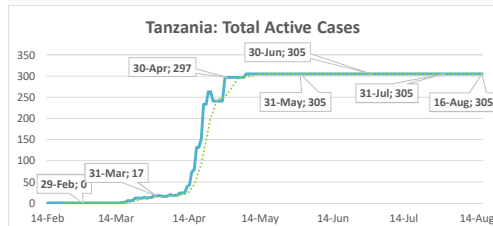
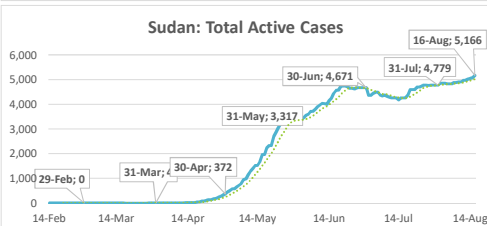
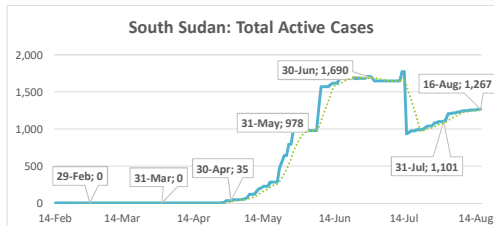
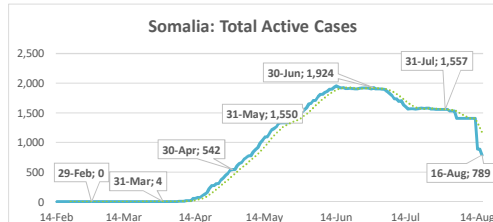
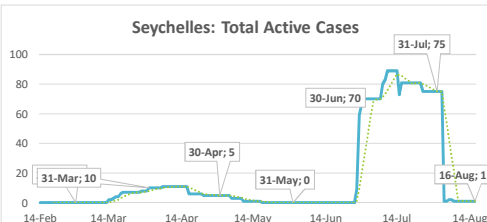
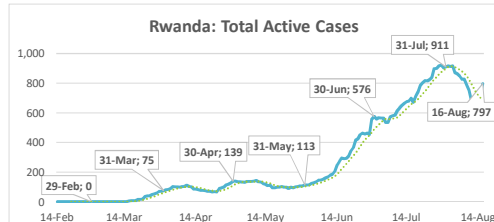
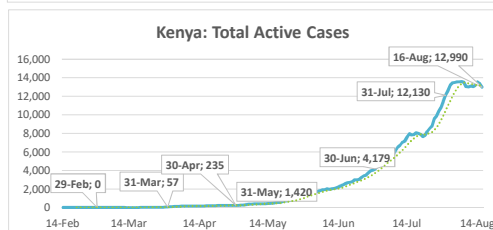
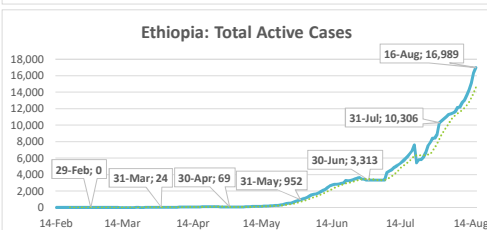
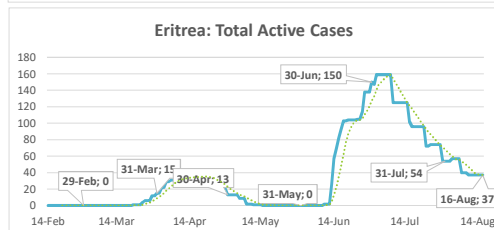
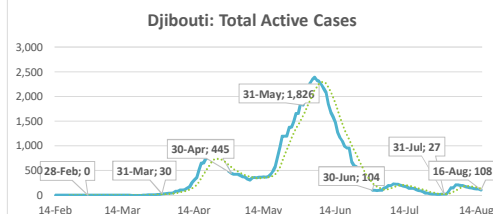
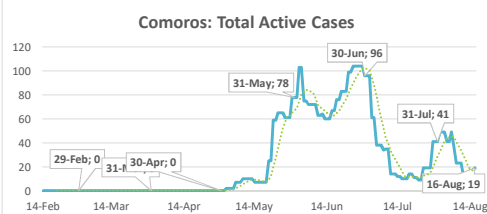
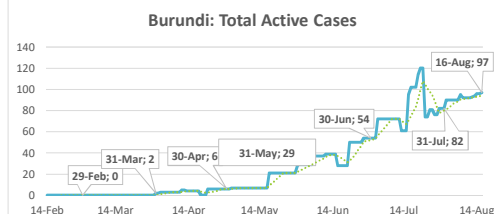
---

## **Highlights of the Covid-19 Situation in East Africa as of August 16, 2020**

- **As of Sunday, August 16, 2020, the number of total cases in the East Africa region reached 89,116.** The region reported 11,715 new cases in the review week, which is 27.8% higher compared to the new cases reported in the preceding week. The total number of deaths reported reached 2,049, recording 199 new deaths in the review week. The number of total recovered cases reached 48,157 with newly recovered cases during the review week amounting to 7,017. The total number of active cases stands at 38,910, which is an increase of 4,499 cases in the review week.
- **Kenya accounted for 33.8% of the total cases, while Ethiopia accounted for 60.2% of the new cases in the region during the week under review.** Seychelles has the least number of cases in the region at 127.
- **The average case fatality rate (CFR) for the region stands at 2.3%. The highest CFR in the region is reported in Sudan at 6.5% and the lowest in Eritrea and Seychelles, where no deaths have been reported to date.**

# Summary of COVID-19 tracking in East Africa: Situation for the week ending 16 August 2020

	Date of first case	Cases				Deaths				Recovered				Active				Test	
		Total cases	New cases for the week of	New cases for the week of	Weekly change	Total deaths	New deaths for the week of	New deaths for the week of	Weekly change from Previous week	Total Recovered	New recovered for the week of	New recovered for the week of	Weekly change from Previous week	Active cases	New active for the week of	New active for the week of	Weekly change from Previous week	Total tests	Tests Per million People
		16 August	09 August	16 August	09 August	16 August	09 August	16 August	09 August	16 August	09 August	16 August	09 August	16 August	09 August	16 August	09 August	16 August	09 August
East Africa	13-Mar	89,116	11,715	9,167	2,548	2,049	199	183	16	48,157	7,017	7,863	-846	38,910	4,499	1,121	3,378	1,821,236	4,850
Burundi	31-Mar	413	5	13	-8	1	0	0	0	315	0	11	-11	97	5	2	3	19,993	1,681
Comoros	2-May	405	6	13	-7	7	0	0	0	379	10	39	-29	19	-4	-26	22	2,342	2,693
Djibouti	18-Mar	5,369	25	183	-158	59	0	0	0	5,202	96	87	9	108	-71	96	-167	63,001	63,766
Eritrea	21-Mar	285	0	6	-6	0	0	0	0	248	3	20	-17	37	-3	-14	11	9,870	2,783
Ethiopia	13-Mar	29,876	7,058	4,112	2,946	528	121	97	24	12,359	2,153	2,605	-452	16,989	4,784	1,410	3,374	609,463	5,301
Kenya	13-Mar	30,120	3,684	4,383	-699	474	54	51	-3	16,656	3,695	4,484	-789	12,990	65	-152	87	391,416	7,279
Rwanda	14-Mar	2,453	313	78	235	8	1	2	-1	1,648	302	202	100	797	10	-126	136	334,270	25,808
Seychelles	15-Mar	127	1	12	-11	0	0	0	0	126	1	86	-85	1	0	-74	74	3,294	33,494
Somalia	16-Mar	3,256	29	7	22	93	0	0	0	2,374	646	130	516	789	-617	-123	-494	19,108	1,202
South Sudan	5-Apr	2,489	19	41	-22	47	0	1	-1	1,175	0	0	0	1,267	19	40	-21	16,396	1,465
Sudan	13-Mar	12,314	358	218	140	798	17	29	-12	6,350	84	129	-45	5,166	257	60	197	35,411	808
Tanzania	16-Mar	509	...	...	...	21	...	...	...	183	...	...	...	305	...	...	...	3,880	65
Uganda	21-Mar	1,500	217	101	116	13	6	3	3	1,142	27	70	-43	345	184	28	156	312,792	6,838



.....: 7-day moving average

---

---

# **North Africa**

---

---

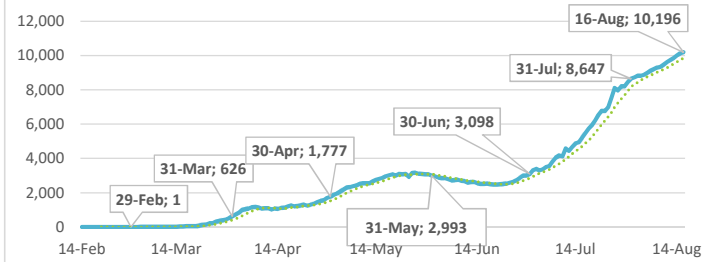
## **Highlights of the Covid-19 Situation in North Africa as of August 16, 2020**

- **As of Sunday, August 16, 2020, the number of total cases in the North Africa region reached 194,527.** The region reported 16,967 new cases in the review week, which is an increase of 18.2% compared to the new cases reported in the preceding week. The total number of deaths reported reached 7,552, recording 416 new deaths in the review week. The number of total recovered cases reached 124,380, with newly recovered cases during the review week amounting to 16,358. The total number of active cases stands at 62,595, which is an increase of 193 cases in the review week.
- **Egypt accounted for 49.6% of the total cases, while Morocco accounted for 54.5% of the new cases in the region during the week under review.** Tunisia has the least number of cases in the region at 2,107.
- **The average case fatality rate (CFR) for the region stands at 3.9%. The highest CFR in the region is reported in Egypt at 5.3% and the lowest in Morocco at 1.5%.**

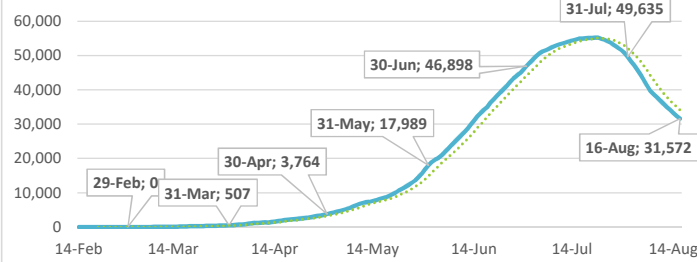
### Summary of COVID-19 tracking in North Africa: Situation for the week ending 16 August 2020

	Date of first case	Cases				Deaths				Recovered				Active				Test	
		Total cases	New cases for the week of	New cases for the week of	Weekly change	Total deaths	New deaths for the week of	New deaths for the week of	Weekly change from Previous week	Total Recovered	New recovered for the week of	New recovered for the week of	Weekly change from Previous week	Active cases	New active for the week of	New active for the week of	Weekly change from Previous week	Total tests	Tests Per million People
		16 August	09 August	16 August	09 August	16 August	09 August	16 August	09 August	16 August	09 August	16 August	09 August	16 August	09 August	16 August	09 August	16 August	09 August
North Africa	14-Feb	194,527	16,967	14,354	2,613	7,552	416	367	49	124,380	16,358	18,754	-2,396	62,595	193	-4,767	4,960	2,458,837	11,911
Algeria	26-Feb	38,583	3,423	3,695	-272	1,370	68	71	-3	27,017	2,511	3,087	-576	10,196	844	537	307	133,757	3,050
Egypt	14-Feb	96,475	983	1,009	-26	5,160	151	144	7	59,743	7,065	10,223	-3,158	31,572	-6,233	-9,358	3,125	469,238	4,585
Libya	25-Mar	8,172	2,721	1,614	1,107	153	34	36	-2	933	232	78	154	7,086	2,455	1,500	955	79,057	11,505
Mauritania	14-Mar	6,701	178	200	-22	157	0	0	0	5,985	458	412	46	559	-280	-212	-68	58,147	12,506
Morocco	5-Mar	42,489	9,252	7,700	1,552	658	160	116	44	29,344	5,997	4,912	1,085	12,487	3,095	2,672	423	1,605,613	43,500
Tunisia	5-Mar	2,107	410	136	274	54	3	0	3	1,358	95	42	53	695	312	94	218	113,025	9,563

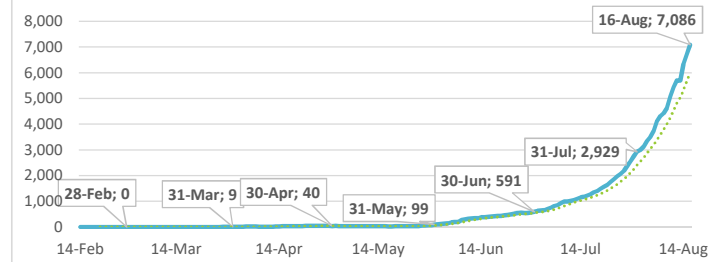
Algeria: Total Active Cases



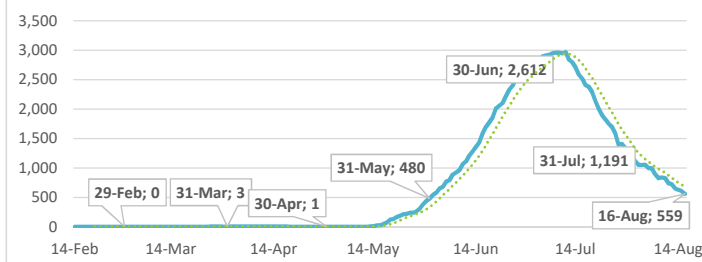
Egypt: Total Active Cases



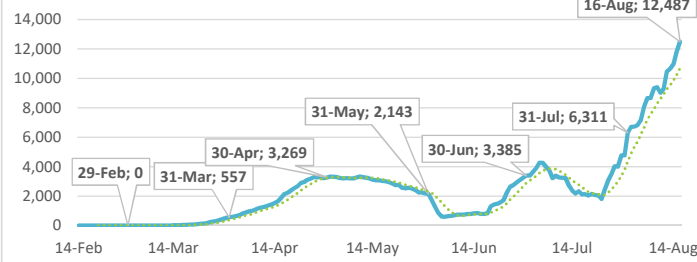
Libya: Total Active Cases



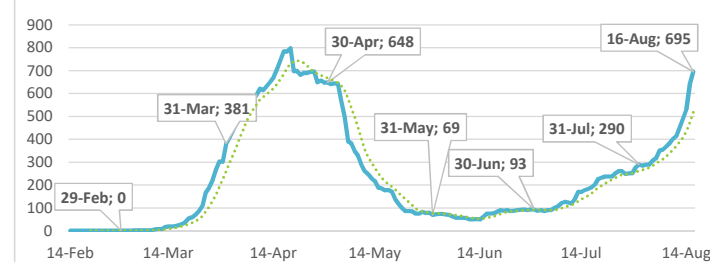
Mauritania: Total Active Cases



Morocco: Total Active Cases



Tunisia: Total Active Cases



.....: 7-day moving average

---

---

# **Southern Africa**

---

---

## **Highlights of the Covid-19 Situation in Southern Africa as of August 16, 2020**

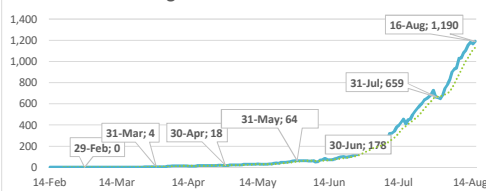
- **As of Sunday, August 16, 2020, the number of total cases in the Southern Africa region reached 636,950.** The region reported 33,719 new cases in the review week, which is 38.4% lower compared to the new cases reported in the preceding week. The total number of deaths reported reached 12,827, recording 1,568 new deaths in the review week. The number of total recovered cases reached 505,903 with newly recovered cases during the review week amounting to 68,013. The total number of active cases stands at 118,220, which is a decline of 35,862 cases in the review week.
- **South Africa accounted for 92.2% of the total cases and 81.5% of the new cases in the region during the week under review.** Mauritius has the least number of total cases in the region at 346.
- **The average case fatality rate (CFR) for the region stands at 2.0%. The highest CFR in the region is reported in Angola at 4.6% and the lowest in Botswana at 0.2%.**



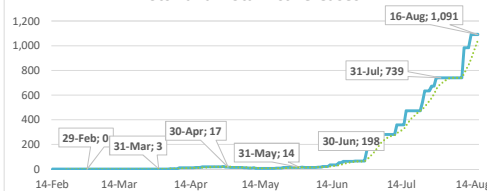
# Summary of COVID-19 tracking in Southern Africa: Situation for the week ending 16 August 2020

	Date of first case	Cases				Deaths				Recovered				Active				Test	
		Total cases	New cases for the week of	New cases for the week of	Weekly change	Total deaths	New deaths for the week of	New deaths for the week of	Weekly change from Previous week	Total Recovered	New recovered for the week of	New recovered for the week of	Weekly change from Previous week	Active cases	New active for the week of	New active for the week of	Weekly change from Previous week	Total tests	Tests Per million People
		16 August	09 August	16 August	09 August	16 August	09 August	16 August	09 August	16 August	09 August	16 August	09 August	16 August	09 August	16 August	09 August	16 August	09 August
Southern Africa	5-Mar	636,950	33,719	54,765	-21,046	12,827	1,568	2,248	-680	505,903	68,013	70,925	-2,912	118,220	-35,862	-18,408	-17,454	4,192,816	19,668
Angola	27-Mar	1,906	234	473	-239	88	13	20	-7	628	61	106	-45	1,190	160	347	-187	67,623	2,058
Botswana	16-Mar	1,214	410	0	410	3	1	0	-1	120	57	0	57	1,091	352	0	352	87,280	37,115
Eswatini	14-Mar	3,839	603	461	-142	70	12	15	-3	2,268	661	393	268	1,501	-70	53	-123	28,380	24,462
Lesotho	13-May	903	161	24	137	25	2	4	-2	271	96	2	94	607	63	18	45	11,097	5,180
Madagascar	20-Mar	13,827	741	1,558	-817	170	22	34	-12	12,424	1,608	2,372	-764	1,233	-889	-848	-41	52,321	1,889
Malawi	2-Apr	5,072	414	427	-13	161	15	23	-8	2,626	251	456	-205	2,285	148	-52	200	39,214	2,050
Mauritius	18-Mar	346	2	0	2	10	0	0	0	334	0	2	-2	2	2	-2	4	221,234	173,958
Mozambique	27-Mar	2,855	586	323	263	19	3	3	0	1,163	323	186	137	1,673	260	134	126	77,584	2,482
Namibia	14-Mar	4,154	1,205	655	-550	35	16	8	8	2,370	1,666	517	1,149	1,749	-477	130	-607	41,146	16,193
São Tomé & Príncipe	6-Apr	885	7	4	3	15	0	0	0	818	18	18	0	52	-11	-14	3	3,279	14,962
South Africa	5-Mar	587,345	27,486	48,374	-20,888	11,839	1,431	2,042	-611	472,377	60,903	64,247	-3,344	103,129	-34,848	-17,915	-16,933	3,400,638	57,338
Zambia	18-Mar	9,343	1,258	1,738	-480	260	25	65	-40	8,412	1,714	2,205	-491	671	-481	-532	51	99,835	5,431
Zimbabwe	25-Mar	5,261	612	728	-116	132	28	34	-6	2,092	655	421	234	3,037	-71	273	-344	63,185	4,251

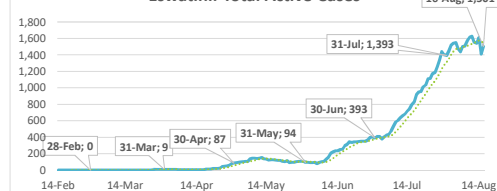
Angola: Total Active Cases



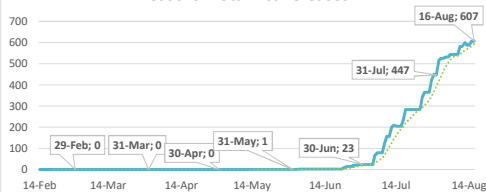
Botswana: Total Active Cases



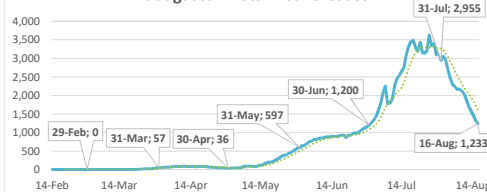
Eswatini: Total Active Cases



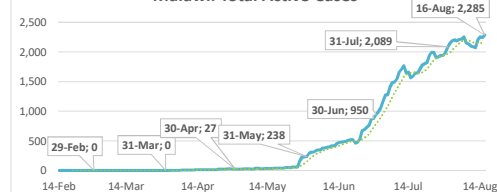
Lesotho: Total Active Cases



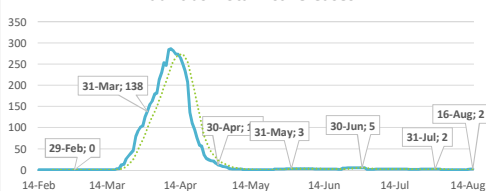
Madagascar: Total Active Cases



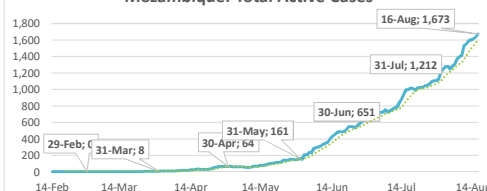
Malawi: Total Active Cases



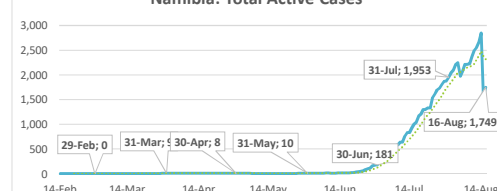
Mauritius: Total Active Cases



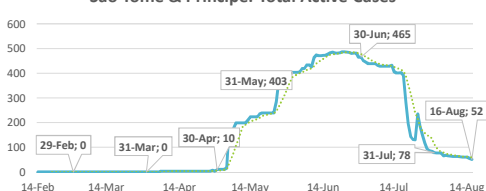
Mozambique: Total Active Cases



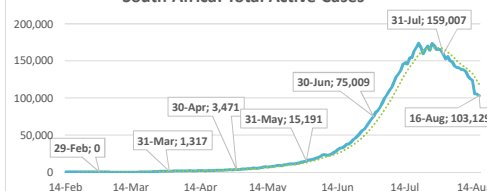
Namibia: Total Active Cases



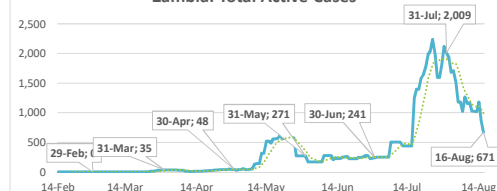
São Tomé & Príncipe: Total Active Cases



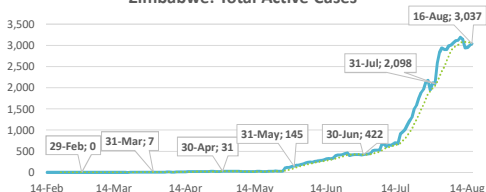
South Africa: Total Active Cases



Zambia: Total Active Cases



Zimbabwe: Total Active Cases



.....: 7-day moving average

---

---

# **West Africa**

---

---

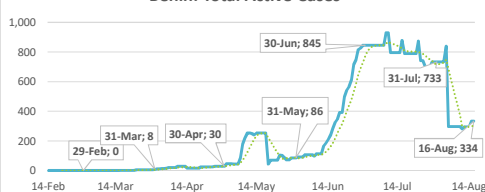
## **Highlights of the Covid-19 Situation in West Africa as of August 16, 2020**

- **As of Sunday, August 16, 2020, the number of total cases in the West Africa region reached 147,935.** The region reported 7,341 new cases in the review week, which is 28.1% lower compared to the new cases reported in the preceding week. The total number of deaths reported reached 2,217, recording 130 new deaths in the review week. The number of total recovered cases reached 118,485, with newly recovered cases during the review week amounting to 8,052. The total number of active cases stands at 27,233 which is a decline of 841 cases in the review week.
- **Nigeria accounted for 33.2% of the total cases and 33.9% of the new cases in the region during the week under review.** Togo has the least number of cases in the region at 1,147.
- **The average case fatality rate (CFR) for the region stands at 1.5%. The highest CFRs in the region are reported in Liberia at 6.5% and the lowest in Ghana at 0.5%.**

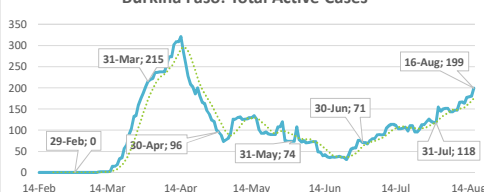
# Summary of COVID-19 tracking in West Africa: Situation for the week ending 16 August 2020

	Date of first case	Cases				Deaths				Recovered				Active				Test	
		Total cases	New cases for the week of	New cases for the week of	Weekly change	Total deaths	New deaths for the week of	New deaths for the week of	Weekly change from Previous week	Total Recovered	New recovered for the week of	New recovered for the week of	Weekly change from Previous week	Active cases	New active for the week of	New active for the week of	Weekly change from Previous week	Total tests	Tests Per million People
		16 August	09 August	02 August	25 July	16 August	09 August	02 August	25 July	16 August	09 August	02 August	25 July	16 August	09 August	02 August	25 July	16 August	09 August
West Africa	28-Feb	147,935	7,341	10,223	-2,882	2,217	130	155	-25	118,485	8,052	21,246	-13,194	27,233	-841	-11,178	10,337	1,426,492	3,591
Benin	16-Mar	2,063	127	131	-4	39	1	2	-1	1,690	90	564	-474	334	36	-435	471	107,057	8,831
Burkina Faso	9-Mar	1,267	92	32	60	55	1	1	0	1,013	39	29	10	199	52	2	50	24,695	1,181
Cabo Verde	20-Mar	3,179	321	311	10	35	3	8	-5	2,317	231	226	5	827	87	77	10	62,446	112,316
Côte d'Ivoire	11-Mar	17,026	311	533	-222	110	5	3	2	13,947	1,021	1,125	-104	2,969	-715	-595	-120	113,388	4,299
Gambia, The	18-Mar	1,872	637	737	-100	63	40	14	26	401	180	153	27	1,408	417	570	-153	9,285	3,842
Ghana	12-Mar	42,532	1,529	3,989	-2,460	231	16	33	-17	40,362	2,032	4,965	-2,933	1,939	-519	-1,009	490	425,969	13,709
Guinea	13-Mar	8,482	552	613	-61	51	1	4	-3	7,364	466	418	48	1,067	85	191	-106	69,111	5,262
Guinea-Bissau	27-Mar	2,117	65	71	-6	33	4	2	-2	1,015	71	141	-70	1,069	-10	-72	62	11,303	5,743
Liberia	16-Mar	1,257	20	30	-10	82	3	2	1	788	65	50	15	387	-48	-22	-26	12,150	2,402
Mali	25-Mar	2,640	73	26	47	125	0	1	-1	1,987	25	19	6	528	48	6	42	31,412	1,551
Niger	20-Mar	1,167	9	11	-2	69	0	0	0	1,078	21	25	-4	20	-12	-14	2	11,436	472
Nigeria	28-Feb	49,068	2,491	2,736	-245	975	30	57	27	36,497	3,311	12,878	-9,567	11,596	-850	-10,199	9,349	347,545	1,686
Senegal	2-Mar	12,162	987	831	-156	253	21	23	-2	7,677	325	514	-189	4,232	641	294	347	129,392	7,728
Sierra Leone	31-Mar	1,956	40	73	-33	69	1	1	0	1,506	61	70	-9	381	-22	2	-24	18,286	2,292
Togo	6-Mar	1,147	87	99	-12	27	4	4	0	843	114	69	45	277	-31	26	-57	53,017	6,404

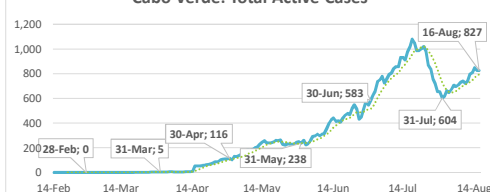
Benin: Total Active Cases



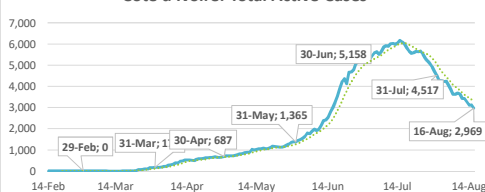
Burkina Faso: Total Active Cases



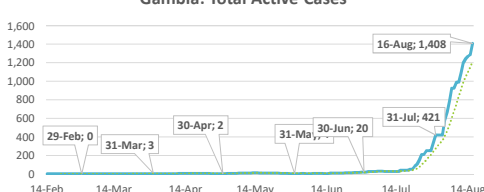
Cabo Verde: Total Active Cases



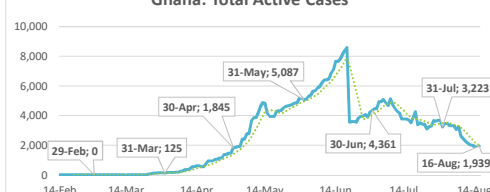
Côte d'Ivoire: Total Active Cases



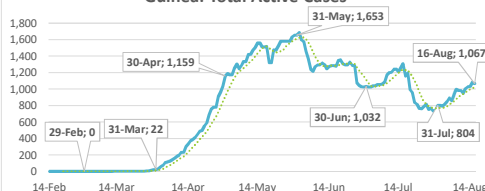
Gambia: Total Active Cases



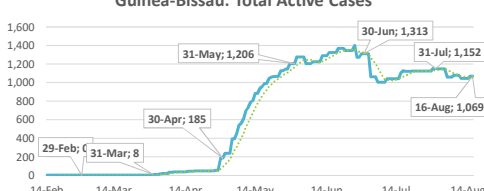
Ghana: Total Active Cases



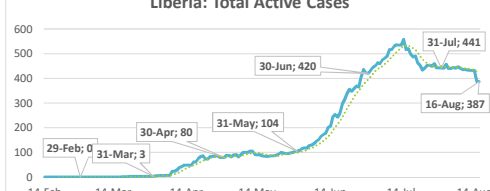
Guinea: Total Active Cases



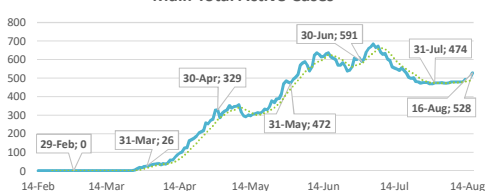
Guinea-Bissau: Total Active Cases



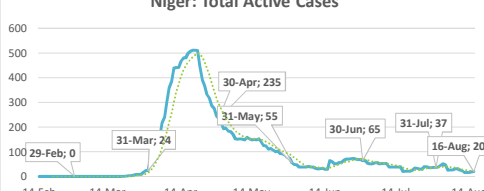
Liberia: Total Active Cases



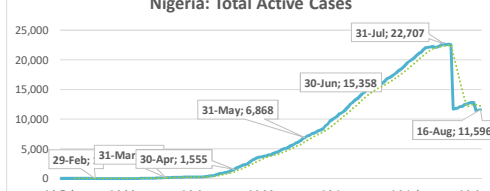
Mali: Total Active Cases



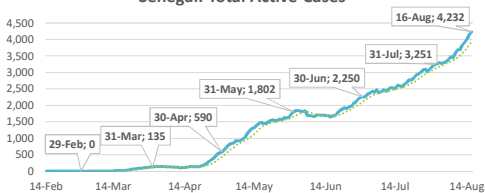
Niger: Total Active Cases



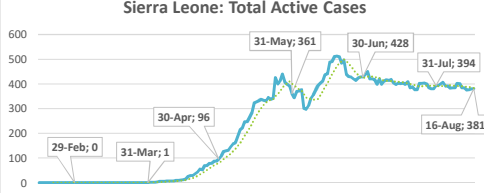
Nigeria: Total Active Cases



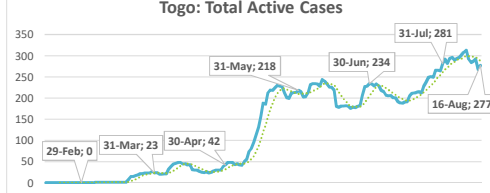
Senegal: Total Active Cases



Sierra Leone: Total Active Cases



Togo: Total Active Cases



.....: 7-day moving average