



AFRICAN DEVELOPMENT BANK GROUP

Weekly Data Flash on Covid-19 in Africa¹:

The situation as of Sunday September 6, 2020

Statistics Department (ECST)

¹ This briefing note has been prepared by Roza Mamuye Bora, Senior Statistician; Anouar Chaouch, Statistician; Soumaila Karambiri, Statistical Assistant; Regis Hauhouot Stephane, Statistical Assistant and Desire Lakpa Guy, Statistical Assistant, under the supervision of Louis Kouakou, Division Manager ECST.1 and the guidance of Charles Leyeka Lufumpa, Acting Chief Economist and Vice President for ECVP.

For more information on Covid-19, please visit the Bank's Africa Information Highway
<https://africacovid.opendataforafrica.org/>.

Contents

	Page
Highlights of the Covid-19 Situation in Africa as of September 6, 2020	1
Data Annexes: Africa	3
Highlights of the Covid-19 Situation in Central Africa as of September 6, 2020	5
Data Annexes: Central Africa	6
Highlights of the Covid-19 Situation in East Africa as of September 6, 2020	8
Data Annexes: East Africa	9
Highlights of the Covid-19 Situation in North Africa as of September 6, 2020	11
Data Annexes: North Africa	12
Highlights of the Covid-19 Situation in Southern Africa as of September 6, 2020	14
Data Annexes: Southern Africa	15
Highlights of the Covid-19 Situation in West Africa as of September 6, 2020	17
Data Annexes: West Africa	18

Highlights of the Covid-19 Situation in Africa as of September 6, 2020²

- **Globally, the total number of confirmed Covid-19 cases reached 27,003,973 as of September 6, 2020, the majority of which (52.2%) were in the Americas, followed by Asia (28.5%) and Europe (14.3%).** The number of new cases reported globally in the review week, amounted to 1,782,038. To date, 18,072,897 cases have recovered, representing 66.9% of confirmed Covid-19 cases. The number of global deaths reached 882,062 of which 35,677 were recorded in the past week. The number of global active cases stands at 8,049,014.
- **Africa accounted for 4.8% of the total global cases, 3.5% of deaths, 5.7% of recovered cases and 2.9% of active cases, as of September 6, 2020.** The number of active cases in Africa and its global share began to fall since the last month, as a result of higher recoveries compared to newly recorded cases.
- **As of Sunday September 6, 2020, more than 12.5 million people had been tested for Covid-19 in Africa, of which over 0.7 million were conducted in the week under review.** The majority (30.3%) of these tests were conducted in South Africa followed by Morocco (16.5%), Ethiopia (8.3%), Egypt (3.7%), Kenya (3.8%) and Ghana (3.6%), which collectively accounted for 66.2% of the tests conducted in Africa.
- **Considering tests in relation to population size, Mauritius leads with 178,813 tests per 1 million people,** followed by Cabo Verde (137,730), Djibouti (70,248), South Africa (64,075), Morocco (56,083), Gabon (54,952), and Botswana (54,437). The average tests per 1 million people in Africa, stands at 9,373, which is an increase of 6.3% over the past week.
- **Tests per case in Africa stand at 9.7 as of September 6, 2020, indicating that there is one confirmed case for every 10 tests conducted, compared to 20.0 for the world.** Regionally, the values for tests per case were 19.8 for East Africa, 12.2 for North Africa, 10.2 for Central Africa, 10.1 for West Africa and 6.8 for Southern Africa.
- **As of September 6, 2020, the total number of confirmed cases in Africa reached 1,299,549.** The majority of these cases (54.2%) were reported in Southern Africa, followed by North Africa at 19.1%, West Africa at 12.7% and East Africa at 9.9%. Central Africa is the least affected region representing 4.1% of the total cases in Africa. Southern Africa was the region with the highest number of cases, with 90.7% of those cases reported in the nation of South Africa; the remaining countries of the region are among the least affected.
- **South Africa, Egypt, Morocco, Ethiopia, Nigeria, Algeria, Ghana and Kenya together account for 80.8% of the cases in Africa, as of September 6, 2020.** Five countries with the least number of cases are the Seychelles, Eritrea, Mauritius, Comoros and Burundi, which collectively account for less than 0.2% of the cases in Africa. Considering population size, South Africa, Cabo Verde, Djibouti, Eswatini and São Tomé and Príncipe are the five countries with

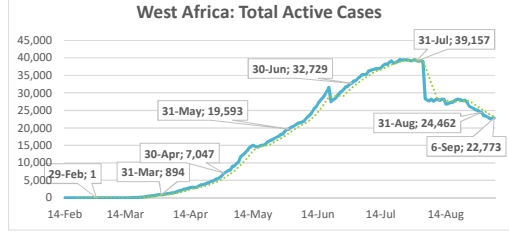
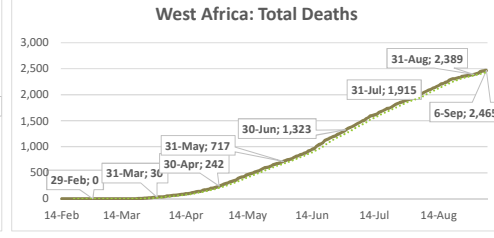
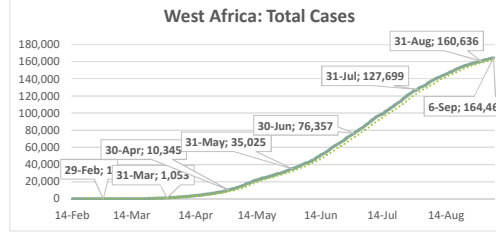
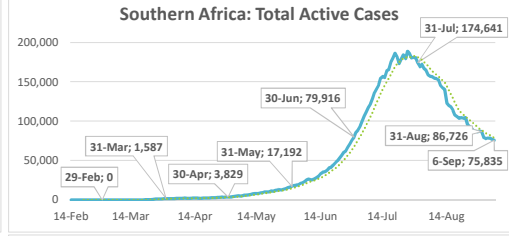
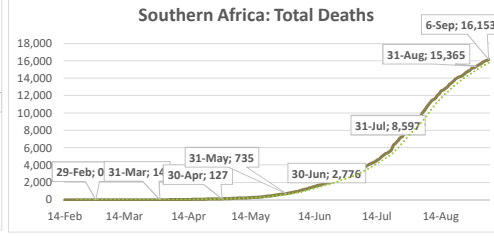
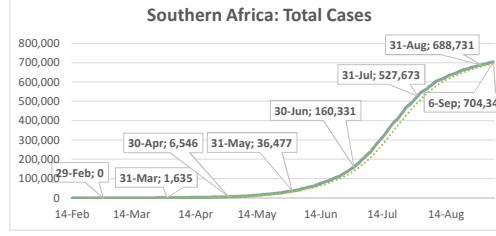
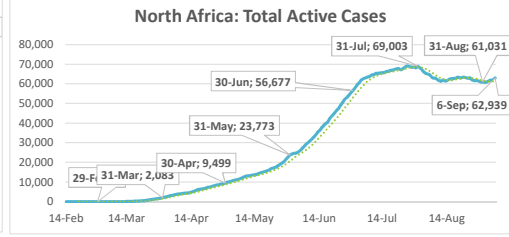
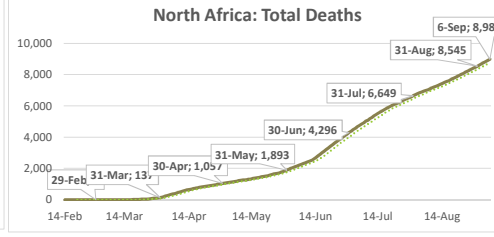
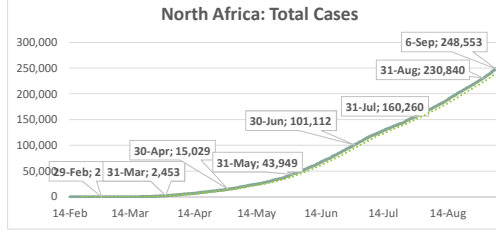
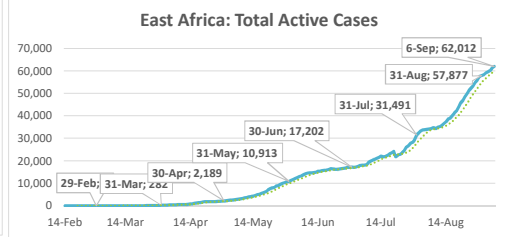
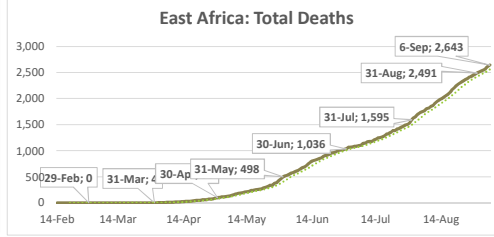
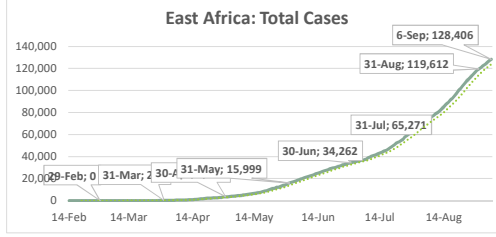
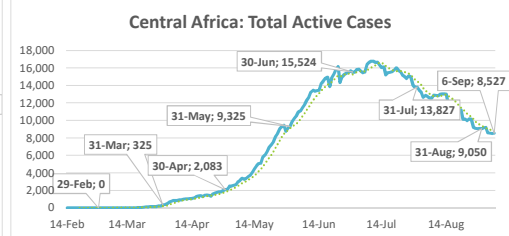
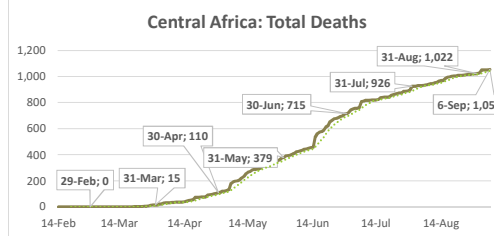
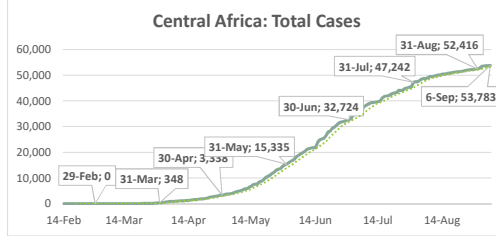
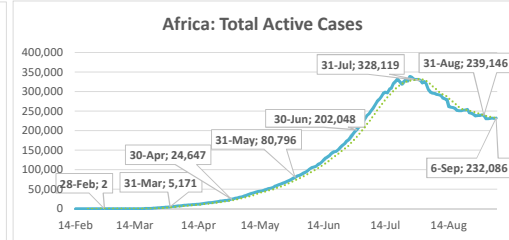
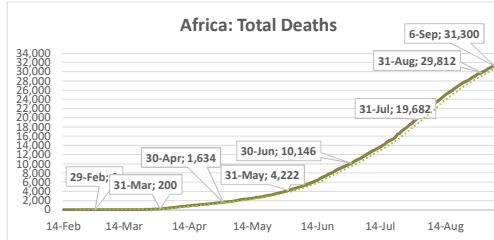
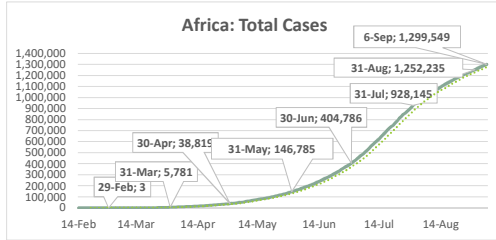
² Tanzania has not released data on Covid-19 since May 08, 2020.

the highest number of confirmed cases per million people. Rates in these countries range from 10,904 in South Africa to 4,177 in São Tomé and Príncipe.

- **In the week under review, a total of 54,119 new cases were reported in Africa, which is 5.8% lower compared to the previous week. These new cases in Africa account for 3.0% of the weekly new cases recorded globally.** The North Africa region accounted for 37.2% of the weekly new cases in Africa, followed by Southern Africa (33.5%), East Africa (18.6%), West Africa (8.0%), and Central Africa (2.7%).
- **As of September 6, 2020, a total of 31,300 deaths had been reported in Africa since the start of the pandemic, of which 51.6% were in Southern Africa, 28.7% in North Africa, 8.4% in East Africa, 7.9% in West Africa and 3.4% in Central Africa.** South Africa, Egypt, Algeria, Morocco and Nigeria are the five countries with the highest reported deaths due to Covid-19. A total of 1,714 new deaths were reported in the week under review, which is a decline of 4.8% compared to the preceding week. As of September 6, 2020, Eritrea and the Seychelles are the only countries in Africa not to have reported any deaths since the onset of the pandemic.
- **The case fatality rate (CFR) for Africa stands at 2.4% in the review period, which is lower than the global average of 3.3%.** However, CFR in Africa showed an increase compared its level of 2.1% in July 2020, mainly reflecting the trend in the Southern Africa region, while the global average CFR is on a continuous decline. Regionally, West Africa has the lowest CFR at 1.5%, followed by Central Africa at 2.0%, East Africa at 2.1% and Southern Africa at 2.3%, while North Africa at 3.6% recorded higher CFR than the African average. Higher than the global average CFRs have been recorded in ten African countries, namely Chad (7.6%), Liberia (6.3%), Sudan (6.2%), Niger (5.9%), Egypt (5.5%), Mali (4.5%), Angola (3.9%), Burkina Faso (3.8%), Sierra Leone (3.5%), and Algeria (3.4%)
- **As of September 6, 2020, the number of recovered cases in Africa reached 1,036,163, which is 79.7% of its total confirmed cases.** The recovery rate is higher than the African average in Southern Africa (86.9%), West Africa (84.7%) and Central Africa (82.2%), while North Africa (71.1%) and East Africa (49.6%) showed relatively lower recovery rates. In the week under review, 60,019 newly recovered cases were reported.
- **As of September 6, 2020, the total number of active cases in Africa stands at 232,086, which is a reduction of 7,614 cases over the previous week.** Africa saw a reduction in active cases in the past four consecutive weeks, as the numbers of recovered cases were higher than the number of newly recorded cases within the period. In the week under review, active cases declined in all the regions except East Africa and North Africa.

Summary of COVID-19 tracking in Africa: Situation for the week ending 06 September 2020

	Date of first case	Cases				Deaths				Recovered				Active				Test	
		Total cases	New cases for the week of	New cases for the week of	Weekly change from Previous week	Total deaths	New deaths for the week of	New deaths for the week of	Weekly change from Previous week	Total Recovered	New recovered for the week of	New recovered for the week of	Weekly change from Previous week	Active cases	New active for the week of	New active for the week of	Weekly change from Previous week	Total tests	Tests Per million People
		06 Sept.	30 Aug.	30 Aug.	30 Aug.	06 Sept.	30 Aug.	30 Aug.	30 Aug.	06 Sept.	30 Aug.	30 Aug.	30 Aug.	06 Sept.	30 Aug.	30 Aug.	30 Aug.	06 Sept.	06 Sept.
World	31-Dec	27,003,973	1,782,038	1,801,929	-19,891	882,062	35,677	37,719	-2,042	18,072,897	1,499,689	1,480,064	19,625	8,049,014	246,672	284,146	-37,474	538,812,185	69,125
Africa	14-Feb	1,299,549	54,119	57,472	-3,353	31,300	1,714	1,801	-87	1,036,163	60,019	70,084	-10,065	232,086	-7,614	-14,413	-6,799	12,548,718	9,373
Central Africa	6-Mar	53,783	1,459	903	556	1,054	33	12	21	44,202	1,973	1,976	-3	8,527	-547	-1,085	538	546,993	3,733
East Africa	13-Mar	128,406	10,045	14,194	-4,149	2,643	173	168	5	63,751	5,423	4,957	466	62,012	4,449	9,069	-4,620	2,541,849	6,769
North Africa	14-Feb	248,553	20,157	17,087	3,070	8,985	507	476	31	176,629	17,774	18,683	-909	62,939	8,876	-2,072	3,948	3,038,810	14,720
Southern Africa	5-Mar	704,347	18,135	20,480	-2,345	16,153	922	1,080	-158	612,359	28,783	36,423	-7,640	75,835	-11,570	-17,023	5,453	4,759,239	22,325
West Africa	28-Feb	164,460	4,323	4,808	-485	2,465	79	65	14	139,222	6,066	8,045	-1,979	22,773	-1,822	-3,302	1,480	1,661,827	4,184



.....: 7-day moving average

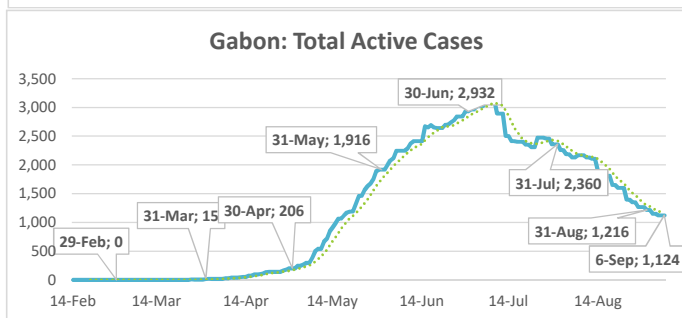
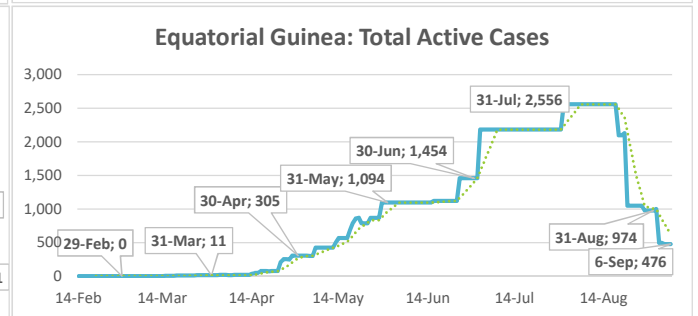
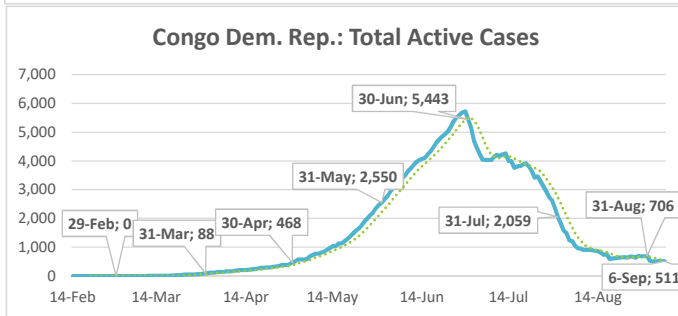
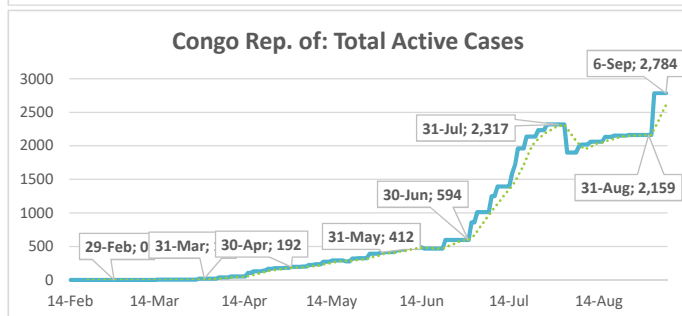
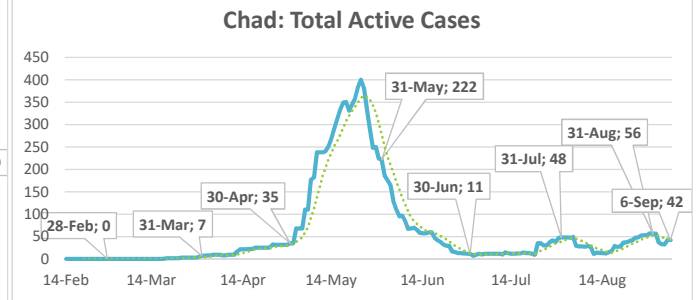
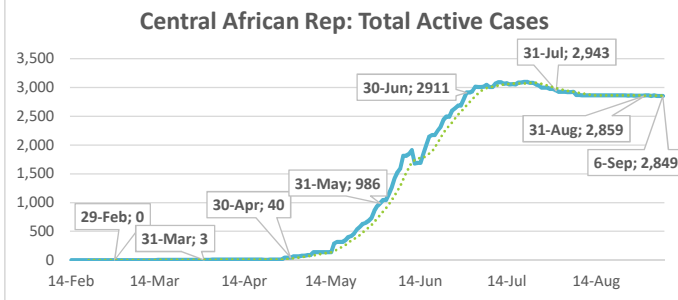
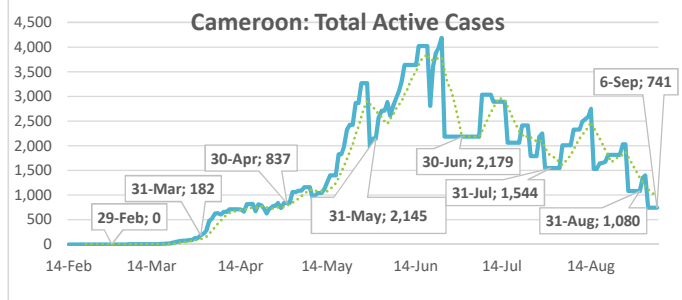
Central Africa

Highlights of the Covid-19 Situation in Central Africa as of September 6, 2020

- **As of Sunday, September 6, 2020, the number of total cases in the Central Africa region reached 53,783.** The region reported 1,459 new cases in the review week, which is a 61.6% increase compared to the new cases reported in the preceding week. The total number of deaths reported reached 1,054, recording 33 new deaths in the review week. The number of total recovered cases reached 44,202, of which 1,973 were newly recovered cases during the review week. The total number of active cases stands at 8,527 which is a decline of 547 cases in the review week.
- **Cameroon accounted for 36.5% of the total cases, while the Republic of Congo accounted for 44.5% of the new cases in the region during the week under review.** Chad has the lowest number of total cases in the region at 1,039.
- **The average case fatality rate (CFR) for the region stands at 2.0%. The highest CFR in the region was reported in Chad at 7.6% and the lowest in Gabon at 0.6%.**

Summary of COVID-19 tracking in Central Africa: Situation for the week ending 06 September 2020

	Date of first case	Cases				Deaths				Recovered				Active				Test	
		Total cases	New cases for the week of	New cases for the week of	Weekly change	Total deaths	New deaths for the week of	New deaths for the week of	Weekly change from Previous week	Total Recovered	New recovered for the week of	New recovered for the week of	Weekly change from Previous week	Active cases	New active for the week of	New active for the week of	Weekly change from Previous week	Total tests	Tests Per million People
			06 Sept.	30 Aug.			06 Sept.	30 Aug.			06 Sept.	30 Aug.			06 Sept.	30 Aug.			
Central Africa	6-Mar	53,783	1,459	903	556	1,054	33	12	21	44,202	1,973	1,976	-3	8,527	-547	-1,085	538	546,993	3,733
Cameroon	6-Mar	19,604	462	380	82	415	4	3	1	18,448	797	1,111	-314	741	-339	-734	395	232,696	8,766
Central African Rep.	15-Mar	4,729	29	21	8	62	1	0	1	1,818	34	29	5	2,849	-6	-8	2	31,239	6,468
Chad	19-Mar	1,039	27	26	1	79	2	1	1	918	40	8	32	42	-15	17	-32	18,458	1,124
Congo Rep. of	15-Mar	4,628	649	129	520	102	24	1	23	1,742	0	117	-117	2,784	625	11	614	31,289	5,670
Congo Dem. Rep.	10-Mar	10,210	165	215	-50	260	2	7	-5	9,439	336	169	167	511	-173	39	-212	56,829	635
Equatorial Guinea	14-Mar	4,972	31	15	16	83	0	0	0	4,413	529	89	440	476	-498	-74	-424	54,174	38,613
Gabon	12-Mar	8,601	96	117	-21	53	0	0	0	7,424	237	453	-216	1,124	-141	-336	195	122,308	54,952



.....: 7-day moving average

East Africa

Highlights of the Covid-19 Situation in East Africa as of September 6, 2020

- **As of Sunday, September 6, 2020, the number of total cases in the East Africa region reached 128,406.** The region reported 10,045 new cases in the review week, which is 29.2% lower compared to the number of new cases reported in the preceding week. The total number of deaths reported reached 2,643, recording 173 new deaths in the review week. The number of total recovered cases reached 63,751, of which 5,423 were newly recovered cases during the review week. The total number of active cases stands at 62,012, which is an increase of 4,449 cases in the review week.
- **Ethiopia accounted for 45.7% of the total cases and 75.2% of the new cases in the region during the week under review.** Seychelles has the lowest number of total cases in the region at 136.
- **The average case fatality rate (CFR) for the region stands at 2.1%. The highest CFR in the region was reported in Sudan at 6.2% and the lowest in Eritrea and Seychelles, where no deaths have been reported to date.**

North Africa

Highlights of the Covid-19 Situation in North Africa as of September 6, 2020

- **As of Sunday, September 6, 2020, the number of total cases in the North Africa region reached 248,553.** The region reported 20,157 new cases in the review week, which is 18.0% higher compared to the new cases reported in the preceding week. The total number of deaths reported reached 8,985, recording 507 new deaths in the review week. The number of total recovered cases reached 176,629, of which 17,774 were newly recovered cases during the review week. The total number of active cases stands at 62,939, which is an increase of 1,876 cases in the review week.
- **Egypt accounted for 40.2% of the total cases, while Morocco accounted for 54.5% of the new cases in the region during the week under review.** Tunisia has the lowest number of total cases in the region at 5,041.
- **The average case fatality rate (CFR) for the region stands at 3.6%. The highest CFR in the region was reported in Egypt at 5.5% and the lowest in Libya at 1.6%.**

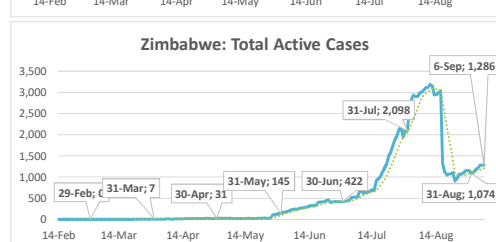
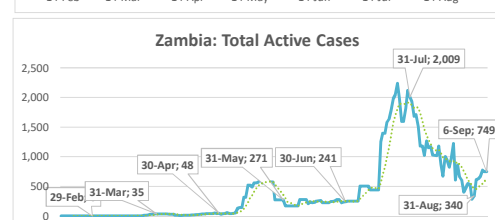
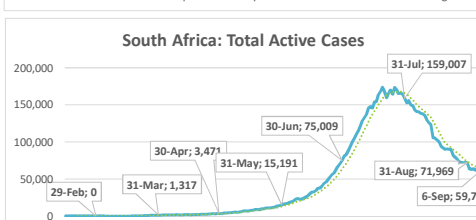
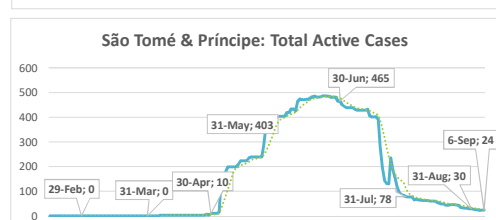
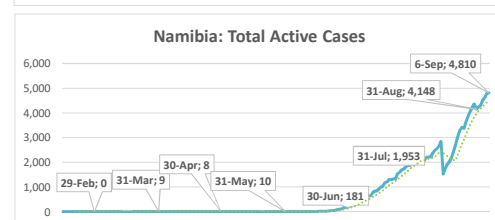
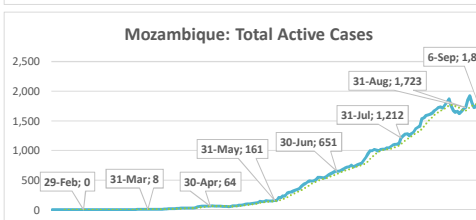
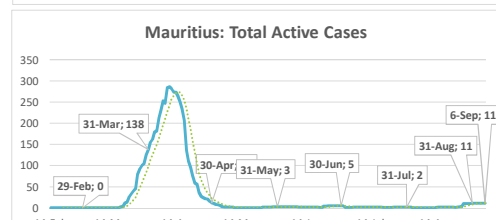
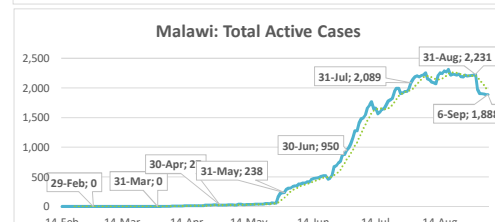
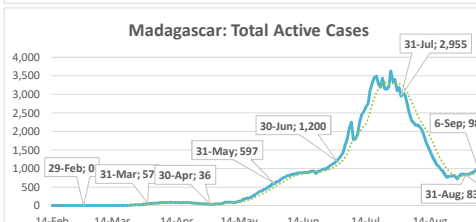
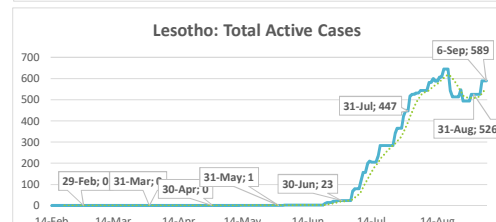
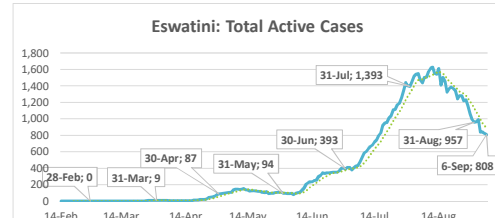
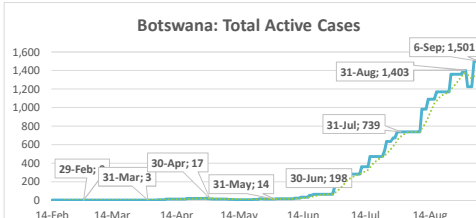
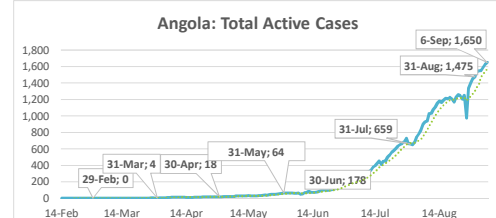
Southern Africa

Highlights of the Covid-19 Situation in Southern Africa as of September 6, 2020

- **As of Sunday, September 6, 2020, the number of total cases in the Southern Africa region reached 704,317.** The region reported 18,135 new cases in the review week, which is 11.5% lower compared to the new cases reported in the preceding week. The total number of deaths reported reached 16,153, recording 922 new deaths in the review week. The number of total recovered cases reached 612,359, of which 28,783 were newly recovered cases during the review week. The total number of active cases stands at 75,835, which is a decline of 11,570 cases in the review week.
- **South Africa accounted for 90.7% of the total cases and 74.2% of the new cases in the region during the week under review.** Mauritius has the lowest number of total cases in the region at 356.
- **The average case fatality rate (CFR) for the region stands at 2.3%. The highest CFR in the region was reported in Angola at 3.9% and the lowest in Botswana at 0.4%.**

Summary of COVID-19 tracking in Southern Africa: Situation for the week ending 06 September 2020

	Date of first case	Cases				Deaths				Recovered				Active				Test	
		Total cases	New cases for the week of	New cases for the week of	Weekly change	Total deaths	New deaths for the week of	New deaths for the week of	Weekly change from Previous week	Total Recovered	New recovered for the week of	New recovered for the week of	Weekly change from Previous week	Active cases	New active for the week of	New active for the week of	Weekly change from Previous week	Total tests	Tests Per million People
		06 Sept.	30 Aug.	30 Aug.		06 Sept.	30 Aug.	30 Aug.		06 Sept.	30 Aug.	30 Aug.		06 Sept.	30 Aug.	30 Aug.			
Southern Africa	5-Mar	704,347	18,135	20,480	-2,345	16,153	922	1,080	-158	612,359	28,783	36,423	-7,640	75,835	-11,570	-17,023	5,453	4,759,239	22,325
Angola	27-Mar	2,965	341	453	-112	117	10	11	-1	1,198	135	245	-110	1,650	196	197	-1	67,623	2,058
Botswana	16-Mar	2,002	369	325	-44	8	2	3	-1	493	269	88	181	1,501	98	234	-136	128,016	54,437
Eswatini	14-Mar	4,853	292	336	-44	94	3	6	-3	3,951	473	580	-107	808	-184	-250	66	39,018	33,631
Lesotho	13-Mar	1,148	63	70	-7	31	0	1	-1	528	0	56	-56	589	63	13	50	16,033	7,484
Madagascar	20-Mar	15,319	476	516	-40	200	9	13	-4	14,139	337	447	-110	980	130	56	74	67,187	2,426
Malawi	2-Apr	5,614	78	122	-44	175	1	6	-5	3,551	404	135	269	1,888	-327	-19	-308	46,484	2,430
Mauritius	18-Mar	356	1	9	-8	10	0	0	0	335	0	0	0	11	1	9	-8	227,409	178,813
Mozambique	27-Mar	4,444	623	426	-197	27	4	3	-1	2,615	515	597	-82	1,802	104	-174	278	104,376	3,339
Namibia	14-Mar	8,685	1,320	1,511	-191	89	17	20	-3	3,786	857	420	437	4,810	446	1,071	-625	70,346	27,685
São Tomé & Príncipe	6-Apr	898	2	4	-2	15	0	0	0	859	8	20	-12	24	-6	-16	10	6,026	27,496
South Africa	5-Mar	638,517	13,461	15,283	-1,822	14,889	861	969	-108	563,891	25,287	32,134	-6,847	59,737	-12,687	-17,820	5,133	3,800,190	64,075
Zambia	18-Mar	12,705	684	943	-259	292	5	7	-2	11,668	214	1,512	-1,298	749	465	-576	1,041	123,346	6,709
Zimbabwe	25-Mar	6,837	425	482	-57	206	10	41	-31	5,345	284	189	95	1,286	131	252	-121	63,185	4,251



.....: 7-day moving average

West Africa

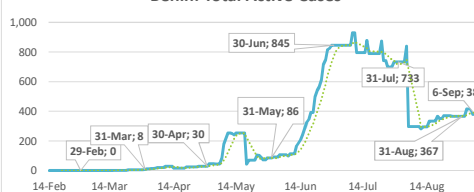
Highlights of the Covid-19 Situation in West Africa as of September 6, 2020

- **As of Sunday, September 6, 2020, the number of total cases in the West Africa region reached 164,460.** The region reported 4,323 new cases in the review week, which is 10.1% lower compared to the new cases reported in the preceding week. The total number of deaths reported reached 2,465, recording 79 new deaths in the review week. The number of total recovered cases reached 139,222, of which 6,066 were newly recovered cases during the review week. The total number of active cases stands at 22,773, which is a decline of 1,822 cases in the review week.
- **Nigeria accounted for 33.4% of the total cases and 26.4% of the new cases in the region during the week under review.** Niger has the lowest number of total cases in the region at 1,177.
- **The average case fatality rate (CFR) for the region stands at 1.5%. The highest CFRs in the region are reported in Liberia at 6.3% and the lowest in Guinea, Ghana, and Côte d'Ivoire at 0.6%.**

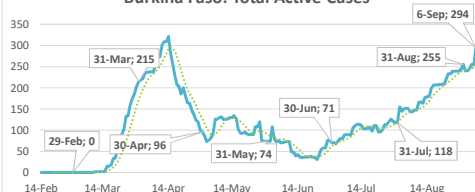
Summary of COVID-19 tracking in West Africa: Situation for the week ending 06 September 2020

	Date of first case	Cases				Deaths				Recovered				Active				Test	
		Total cases	New cases for the week of	New cases for the week of	Weekly change	Total deaths	New deaths for the week of	New deaths for the week of	Weekly change from Previous week	Total Recovered	New recovered for the week of	New recovered for the week of	Weekly change from Previous week	Active cases	New active for the week of	New active for the week of	Weekly change from Previous week	Total tests	Tests Per million People
		06 Sept.	30 Aug.	30 Aug.		06 Sept.	30 Aug.	30 Aug.		06 Sept.	30 Aug.	30 Aug.		06 Sept.	30 Aug.	30 Aug.			
West Africa	28-Feb	164,460	4,323	4,808	-485	2,465	79	65	14	139,222	6,066	8,045	-1,979	22,773	1,822	-3,302	1,480	1,661,827	4,184
Benin	16-Mar	2,213	68	30	38	40	0	1	-1	1,793	55	33	22	380	13	-4	17	131,073	10,812
Burkina Faso	9-Mar	1,452	95	37	58	55	0	0	0	1,103	45	15	30	294	50	22	28	34,991	1,674
Cabo Verde	20-Mar	4,330	478	343	135	42	2	3	-1	3,628	761	327	434	660	-285	13	-298	76,576	137,730
Côte d'Ivoire	11-Mar	18,588	640	477	163	119	4	2	2	17,472	919	1,252	-333	997	-283	-777	494	134,026	5,081
Gambia, The	18-Mar	3,197	234	278	-44	99	3	9	-6	1,315	283	542	-259	1,783	-52	-273	221	13,838	5,726
Ghana	12-Mar	44,777	572	700	-128	283	7	15	-8	43,693	916	1,245	-329	801	-351	-560	209	446,867	14,381
Guinea	13-Mar	9,798	427	404	23	61	2	6	-4	8,928	541	679	-138	809	-116	-281	165	80,576	6,135
Guinea-Bissau	27-Mar	2,245	40	56	-16	38	4	1	3	1,127	0	112	-112	1,080	36	-57	93	11,753	5,972
Liberia	16-Mar	1,307	3	18	-15	82	0	0	0	1,182	310	56	254	43	-307	-38	-269	12,586	2,488
Mali	25-Mar	2,842	69	68	-1	127	1	1	0	2,238	69	151	-82	477	-1	-84	83	41,204	2,035
Niger	20-Mar	1,177	2	3	-1	69	0	0	0	1,091	6	2	4	17	-4	1	5	11,644	481
Nigeria	28-Feb	55,005	1,140	1,638	-498	1,057	44	11	33	43,013	1,500	2,568	-1,068	10,935	-404	-941	537	420,543	2,040
Senegal	2-Mar	13,987	431	607	-176	290	6	15	-9	9,922	534	933	-399	3,775	-109	-341	232	153,206	9,150
Sierra Leone	31-Mar	2,054	32	30	-2	71	1	1	0	1,611	17	44	-27	372	14	-15	29	22,384	2,806
Togo	6-Mar	1,488	92	119	-27	32	5	0	5	1,106	110	86	24	350	-23	33	-56	70,560	8,523

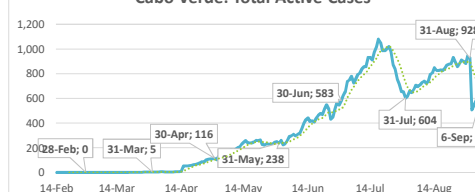
Benin: Total Active Cases



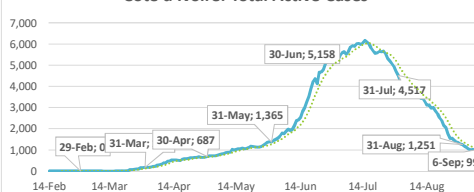
Burkina Faso: Total Active Cases



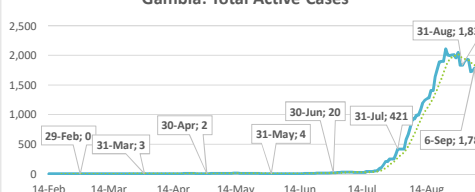
Cabo Verde: Total Active Cases



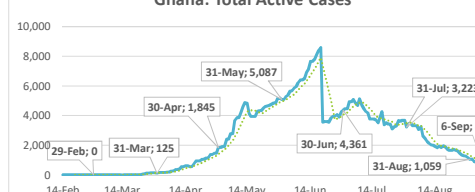
Côte d'Ivoire: Total Active Cases



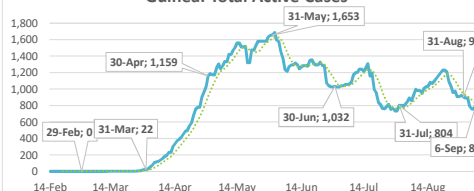
Gambia: Total Active Cases



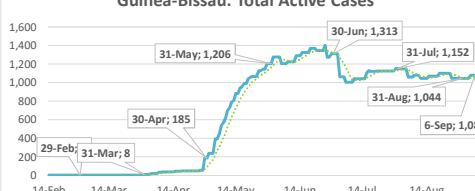
Ghana: Total Active Cases



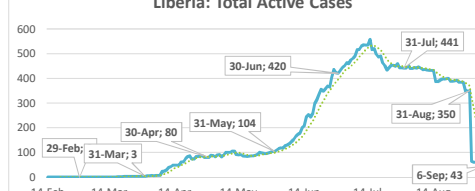
Guinea: Total Active Cases



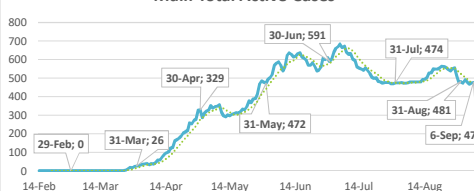
Guinea-Bissau: Total Active Cases



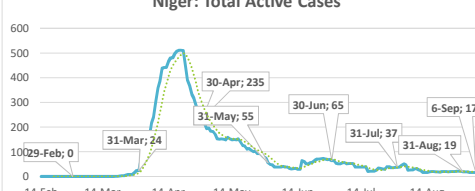
Liberia: Total Active Cases



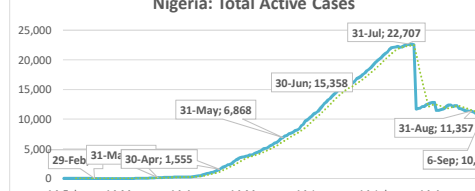
Mali: Total Active Cases



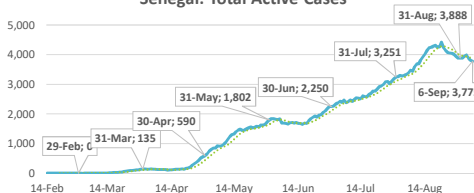
Niger: Total Active Cases



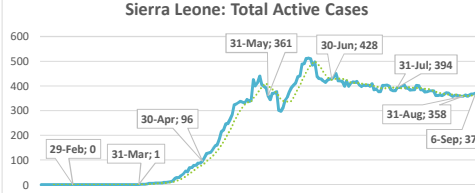
Nigeria: Total Active Cases



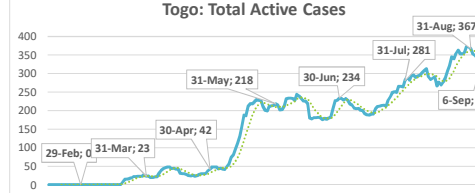
Senegal: Total Active Cases



Sierra Leone: Total Active Cases



Togo: Total Active Cases



.....: 7-day moving average