



AFRICAN DEVELOPMENT BANK GROUP

Weekly Data Flash on Covid-19 in Africa¹:

The situation as of Sunday, May 30, 2021

Statistics Department (ECST)

¹ This briefing note has been prepared by Roza Mamuye Bora, Senior Statistician; Anouar Chaouch, Statistician; Soumaila Karambiri, Statistical Assistant; Regis Hauhouot Stephane, Statistical Assistant and Desire Lakpa Guy, Statistical Assistant and under the supervision of Louis Kouakou, Division Manager ECST1.

For more information on Covid-19, please visit the Bank's Africa Information Highway
<https://africacovid.opendataforafrica.org/>.

Contents

	Page
Highlights of the Covid-19 Situation in Africa as of May 30, 2021	1
Data Annexes: Africa	4
Highlights of the Covid-19 Situation in Central Africa as of May 30, 2021	6
Data Annexes: Central Africa	8
Highlights of the Covid-19 Situation in East Africa as of May 30, 2021	9
Data Annexes: East Africa	11
Highlights of the Covid-19 Situation in North Africa as of May 30, 2021	12
Data Annexes: North Africa	14
Highlights of the Covid-19 Situation in Southern Africa as of May 30, 2021	15
Data Annexes: Southern Africa	17
Highlights of the Covid-19 Situation in West Africa as of May 30, 2021	18
Data Annexes: West Africa	20

Highlights of the Covid-19 Situation in Africa as of May 30, 2021²

Vaccinations: Status Update

- In the week ending May 30, 2021, over 214.2 million new Covid-19 vaccinations were administered globally, bringing the total given since the start of the pandemic to **1,869,977,276**. In terms of the geographical distribution, China accounts for 33.2% of the total number of Covid-19 vaccinations administered to date, followed by the USA at 15.8% and India at 11.3%.
- The number of African countries that have released data on rolling out Covid-19 vaccinations stands at **44**, though the number of countries that have just started their vaccination roll-out could be higher. As of May 30, 2021, a total of 30,692,225 vaccinations had been administered in Africa, which represents 1.6% of total global vaccinations. Morocco accounts for 44.8% of the vaccinations carried out in Africa to date, followed by Egypt at 6.9%, Ethiopia (5.7%) and Nigeria (5.3%).

Covid-19 Testing in Africa

- As of Sunday, May 30, 2021, more than **48.0 million** tests for Covid-19 had been administered in Africa, of which over **1.0 million** were reported in the week under review. Ten countries collectively account for 70.1% of the tests conducted in Africa as of May 30, 2021: South Africa (24.2%), Morocco (13.5%), Egypt (5.9%), Ethiopia (5.7%), Nigeria (4.4%), Kenya (3.8%), Cameroon (3.4%), Zambia (3.2%), Tunisia (3.1%) and Rwanda (3.0%).
- The number of average tests per 1 million people in Africa as of May 30, 2021 stands at **35,881**, which is an increase of **2.1%** over the figure reported in the previous week. Botswana continues to lead on this indicator with 486,239 tests per 1 million people, followed by Cabo Verde (403,315), Gabon (361,718), Mauritius (282,029), Seychelles (218,654) and South Africa (195,698).

Confirmed, New and Active Global Covid-19 Cases

- Globally, the total number of confirmed Covid-19 cases since the start of the pandemic reached **170,189,845**: the majority of which (29.9%) occurred in Asia, followed by Europe (27.2%), North America (23.2%), South America (16.8%) and Africa (2.8%). To date, 115,247,197 cases have recovered globally, representing 67.7% of confirmed global Covid-19 cases.
- The number of new cases reported globally in the review week amounted to **3,557,525**, indicating a decline of 7.7% compared to the new cases recorded in the preceding week.
- The number of global deaths due to Covid-19 reached **3,538,197**, of which **79,145** were recorded in the week ending May 30, 2021; this shows decline of 6.1% over the previous week.

² Tanzania has not released data on Covid-19 since May 08, 2020. South Sudan has not released new data for the week under review.

The number of global active cases declined by 603,504 cases in the review week, to reach 51,404,451 as of May 30, 2021.

- **Africa accounted for 2.8% of the total global cases, 3.7% of deaths, 3.7% of recovered cases and 0.7% of active cases as of May 30, 2021, as detailed below.**

Confirmed, New and Active Covid-19 Cases in Africa

- **As of May 30, 2021, the total number of confirmed cases in Africa reached 4,826,891**, 76.8% of which were in nine countries, namely South Africa (34.4%), Morocco (10.8%), Tunisia (7.1%), Ethiopia (5.6%), Egypt (5.4%), Libya (3.8%), Kenya (3.5%), Nigeria (3.4%) and Algeria (2.7%). The five countries with the lowest number of cases were Mauritius, Liberia, São Tomé & Príncipe, Guinea-Bissau and Comoros, with cases ranging between 1,367 in Mauritius and 3,881 in Comoros, collectively accounting for 0.3% of the confirmed cases in Africa. Considering population size, Seychelles, Cabo Verde, Tunisia, South Africa and Libya are the five countries with the highest number of confirmed cases per million people; rates ranging from 114,897 in Seychelles to 27,325 in Libya. The average cases per million for Africa stands at 3,690, which is much lower than the global average of 22,175.
- **In the week under review, a total of 70,943 new cases were reported in Africa**, which is a 4.7% increase compared to the previous week. These new cases in Africa account for 2.0% of the weekly new cases recorded globally. The Southern Africa region accounted for 46.2% of the weekly new cases in Africa, followed by North Africa (32.9%), East Africa (13.8%), West Africa (3.7%) and Central Africa (3.4%).
- **The total number of active cases in Africa increased by 10,777 cases in the review week to reach 375,025.** Currently, just seven countries collectively account for 77.9% of the active cases in Africa, namely Egypt (55,144), Kenya (50,714), South Africa (48,523), Cameroon (42,393), Algeria (35,635), Tunisia (30,196) and Ethiopia (29,646).
- **From a regional perspective, North Africa accounts for 36.0% of active cases in Africa, followed by East Africa (26.8%), Southern Africa (18.4%), Central Africa (13.8%) and West Africa (5.1%).**

Deaths and the Case Fatality Rates in Africa

- **As of May 30, 2021, a total of 130,304 deaths had been reported in Africa since the start of the pandemic**, of which 50.3% were in Southern Africa, 33.7% in North Africa, 9.1% in East Africa, 4.8% in West Africa and 2.1% in Central Africa. The five countries with the highest number of reported deaths due to Covid-19 since the start of the pandemic are South Africa, Egypt, Tunisia, Morocco and Ethiopia, ranging from 56,363 in South Africa to 4,155 in Ethiopia. A total of 1,911 new deaths were reported in Africa in the week under review, which is a decline of 8.2% compared to the preceding week.
- **The case fatality rate (CFR), i.e. deaths per confirmed cases for Africa, stands at 2.7%, which is higher than the global CFR rate of 2.1%.** Regionally, West Africa has the lowest

CFR at 1.3%, followed by Central Africa at 1.6%, East Africa at 1.9%, North Africa at 3.0% and Southern Africa at 3.1%. As of May 30, 2021, fifteen African countries recorded CFRs higher than the African average with the highest in Sudan at 7.5%, followed by Egypt (5.8%), Somalia (5.2%), Zimbabwe (4.1%), Liberia (3.9%), Comoros (3.8%), Tunisia (3.7%), Eswatini (3.6%), Mali (3.6%), Niger (3.5%), Chad (3.5%), South Africa (3.4%), Malawi (3.4%), Lesotho (3.0%) and The Gambia (3.0%).

Recovery Rates in Africa

- **As of May 30, 2021, the number of recovered cases in Africa reached 4,321,562, which represents 89.5% of its total confirmed cases.** Regionally, the recovery levels stand at 94.7% for West Africa, 93.6% for Southern Africa, 87.7% for North Africa, 81.6% for East Africa, and 67.4% for Central Africa. In the week under review 58,255 newly recovered cases were reported.


Status of Vaccinations Administered in Africa and Selected Global Countries for the Week Ending 30 May 2021

	Vaccinations				
	Total	% of	New	New	Weekly
	vaccinations	population	vaccinations	vaccinations	
		vaccinated	for the week	for the week	change
			of	of	
			30 May.	23 May.	
World	1,869,977,276	24.0	214,284,102	196,905,785	17,378,317
Africa	30,692,225	2.3	3,607,631	3,438,853	168,778
Algeria	75,000	0.2	0	0	0
Angola	1,104,167	3.4	346,632	87,573	259,059
Benin	12,934	0.1	0	2,251	-2,251
Botswana	54,620	2.3	0	0	0
Cabo Verde	24,382	4.4	355	2,709	-2,354
Cameroon	64,829	0.2	14,723	5,715	9,008
Congo DRC	19,597	0.0	4,161	6,990	-2,829
Congo Rep	38,268	0.7	0	117	-117
Côte d'Ivoire	498,111	1.9	80,261	157,176	-76,915
Djibouti	14,943	1.5	1,901	0	1,901
Egypt	2,128,164	2.1	756,188	0	756,188
Equatorial Guinea	219,677	15.7	43,907	100,252	-56,345
Eswatini	34,897	3.0	0	0	0
Ethiopia	1,738,550	1.5	154,394	186,509	-32,115
Gabon	17,272	0.8	0	3,634	-3,634
Gambia, The	26,893	1.1	0	1,448	-1,448
Ghana	847,871	2.7	0	0	0
Guinea	302,356	2.3	65,635	33,937	31,698
Guinea Bissau	5,889	0.3	0	0	0
Kenya	942,344	1.8	0	16,308	-16,308
Liberia	55,690	1.1	3,244	16,042	-12,798
Libya	106,559	1.6	0	0	0
Malawi	347,638	1.8	8,157	15,153	-6,996
Mali	110,140	0.5	22,615	13,596	9,019
Mauritania	35,071	0.8	8,027	3,068	4,959
Mauritius	220,646	17.3	0	0	0
Morocco	13,763,252	37.3	1,296,181	1,794,996	-498,815
Mozambique	393,105	1.3	0	37,110	-37,110
Namibia	76,370	3.0	8,711	14,496	-5,785
Niger	159,525	0.7	25,210	60,209	-34,999
Nigeria	1,618,551	0.8	61,500	138,602	-77,102
Rwanda	400,096	3.1	0	0	0
Senegal	513,332	3.1	6,944	8,548	-1,604
Seychelles	134,475	136.7	2,929	478	2,451
Sierra Leone	59,780	0.7	0	0	0
Somalia	129,461	0.8	4,990	123,570	-118,580
South Africa	963,876	1.6	320,930	164,494	156,436
South Sudan	8,606	0.1	1,106	2,041	-935
Sudan	271,512	0.6	32,112	0	32,112
Togo	300,236	3.6	28,770	27,880	890
Tunisia	1,212,152	10.3	192,760	270,353	-77,593
Uganda	581,165	1.3	83,344	67,520	15,824
Zambia	132,233	0.7	8,027	16,416	-8,389
Zimbabwe	927,990	6.2	23,917	110,762	-86,845
Americas					
Brazil	66,621,621	31.6	4,076,664	5,436,746	-1,360,082
Canada	23,156,259	61.6	2,438,949	2,618,743	-179,794
U.S.A	294,928,850	89.9	9,208,264	12,175,379	-2,967,115
Asia					
China	620,974,000	44.4	123,702,000	104,285,000	19,417,000
India	212,066,614	15.5	17,115,011	12,731,439	4,383,572
Europe					
France	36,208,507	54.0	2,696,438	3,930,589	-1,234,151
Germany	49,255,748	59.2	4,870,534	4,892,006	-21,472
Israel	10,579,968	116.9	25,036	25,702	-666
U.K.	64,592,019	96.6	4,004,921	3,910,086	94,835
Middle East					
Saudi Arabia	13,996,352	40.8	1,133,490	1,219,432	-85,942
U.A.E.	12,811,422	131.1	706,897	653,756	53,141

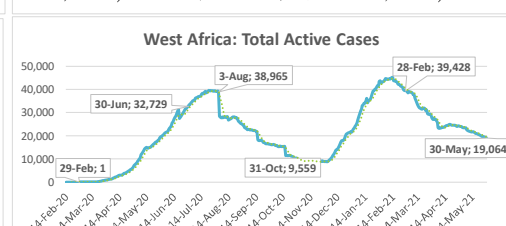
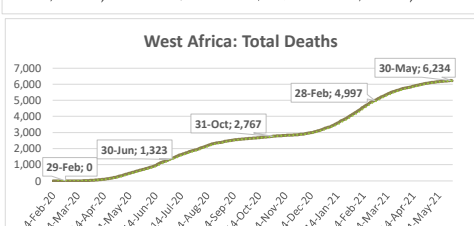
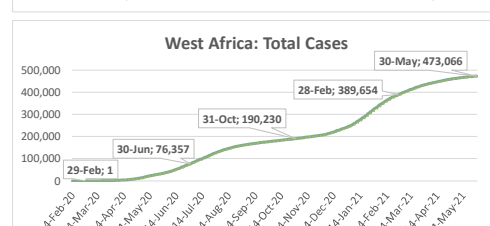
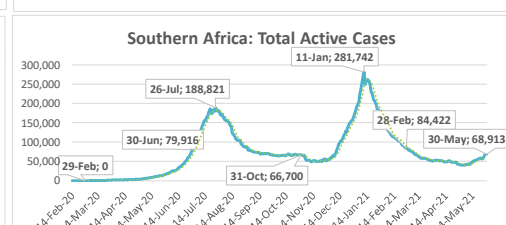
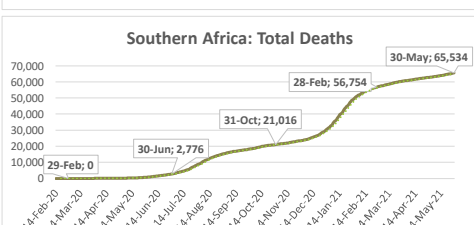
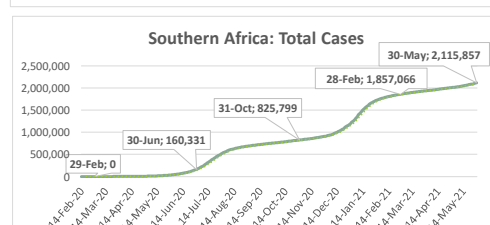
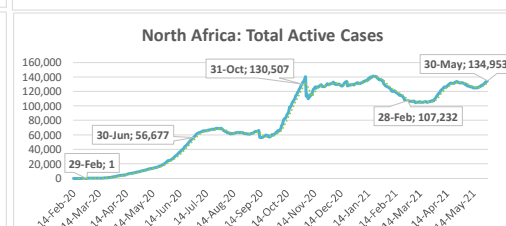
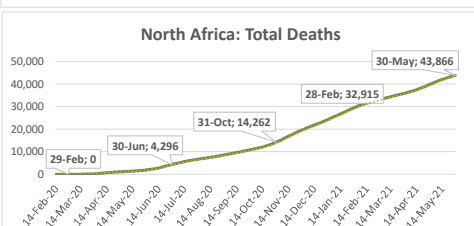
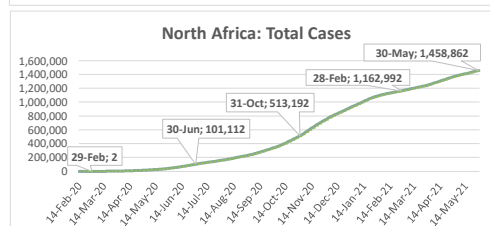
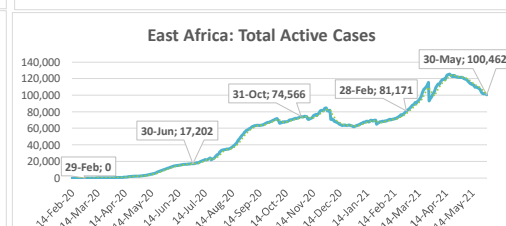
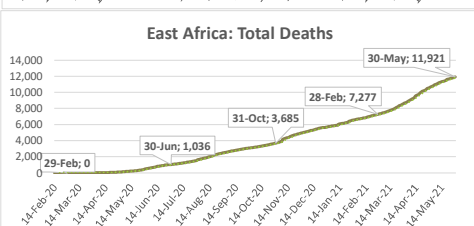
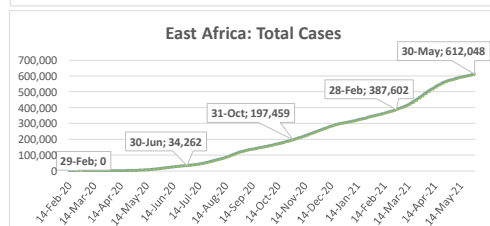
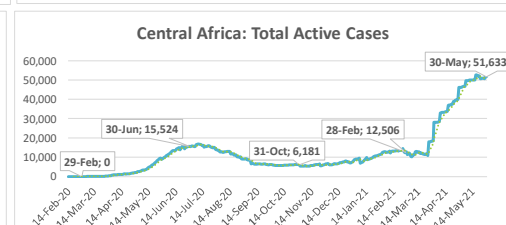
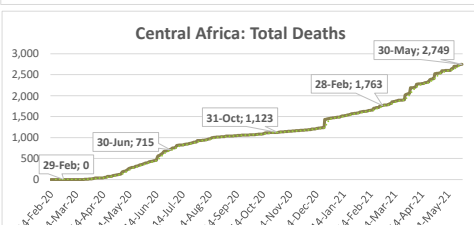
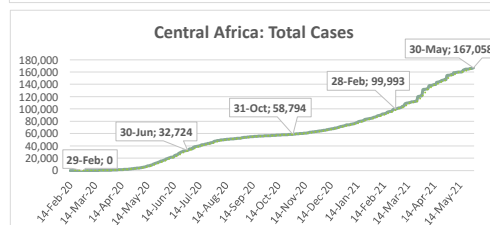
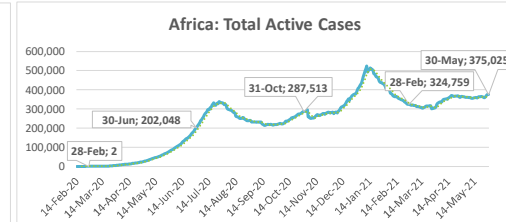
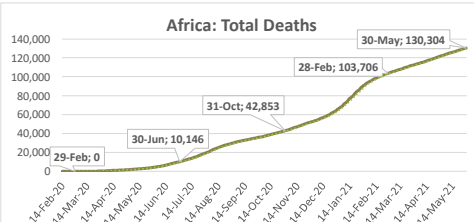
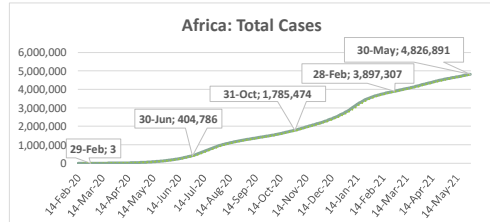
Total of vaccinations



% of population vaccinated



Summary of COVID-19 tracking in Africa: Situation for the week ending 30 May 2021																			
	Date of first case	Cases				Deaths				Recovered				Active				Test	
		Total cases	New cases for the week of	New cases for the week of	Weekly change from Previous week	Total deaths	New deaths for the week of	New deaths for the week of	Weekly change from Previous week	Total Recovered	New recovered for the week of	New recovered for the week of	Weekly change from Previous week	Active cases	New active for the week of	New active for the week of	Weekly change from Previous week	Total tests	Tests Per million People
30 May.	23 May.	30 May.	23 May.	30 May.	23 May.	30 May.	23 May.	30 May.	23 May.										
World	31-Dec	170,189,845	3,557,525	3,853,073	-295,548	3,538,197	79,145	84,276	-5,131	115,247,197	4,081,884	4,634,338	-552,454	51,404,451	-603,504	-865,541	-262,037	2,452,208,713	314,596
Africa	14-Feb	4,826,891	70,943	67,789	3,154	130,304	1,911	2,082	-171	4,321,562	58,255	61,062	-2,807	375,025	10,777	4,645	6,132	48,037,891	35,881
Central Africa	6-Mar	167,058	2,440	4,504	-2,064	2,749	51	99	-48	112,676	1,433	3,713	-2,280	51,633	956	692	264	3,081,388	21,032
East Africa	13-Mar	612,048	9,763	8,446	1,317	11,921	256	293	-37	499,665	15,757	13,271	2,486	100,462	-6,250	-5,118	-1,132	8,129,521	21,650
North Africa	14-Feb	1,458,862	23,339	22,737	602	43,866	800	873	-73	1,280,043	15,791	18,372	-2,581	134,953	6,748	3,492	3,256	12,325,419	59,706
Southern Africa	5-Mar	2,115,857	32,748	29,158	3,590	65,534	768	790	-22	1,981,410	21,442	21,476	-34	68,913	10,538	6,892	3,646	17,459,376	81,898
West Africa	28-Feb	473,066	2,653	2,944	-291	6,234	36	27	9	447,768	3,832	4,230	-398	19,064	-1,215	-1,313	98	7,042,187	17,729



..... 7-day moving average

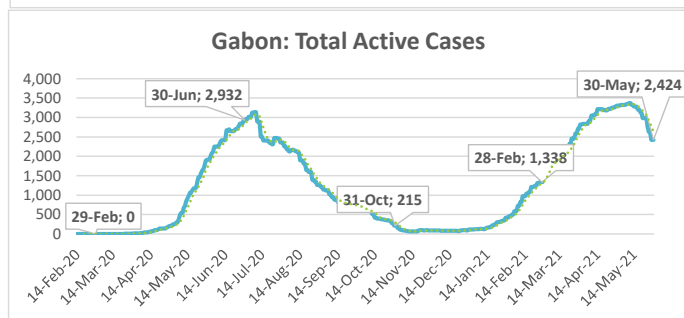
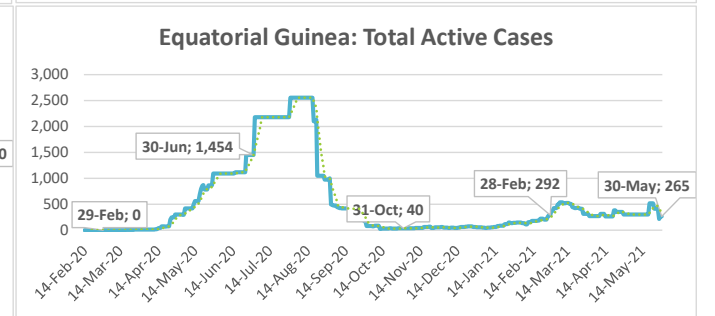
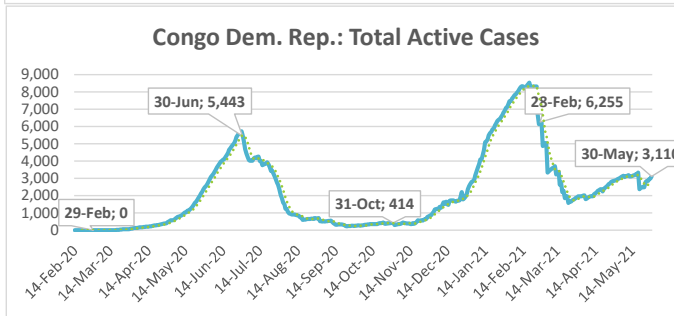
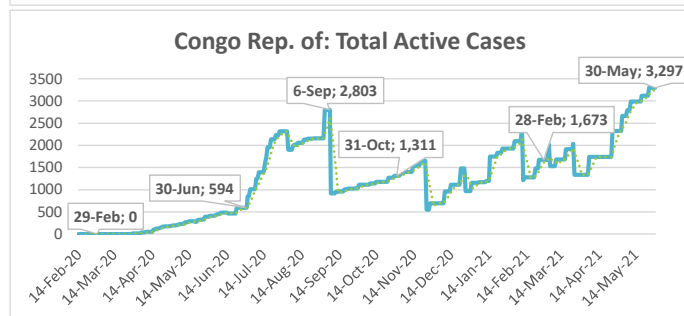
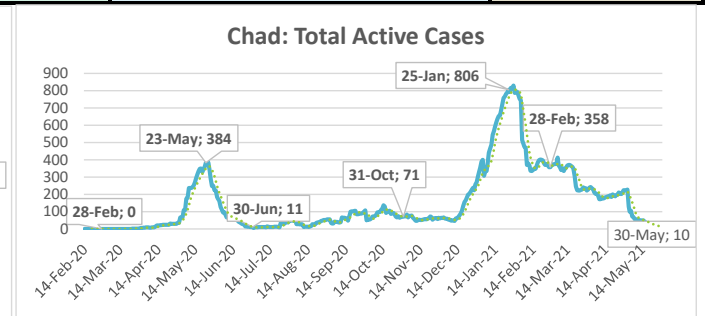
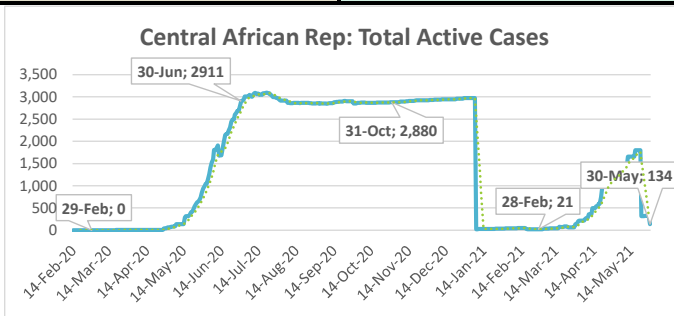
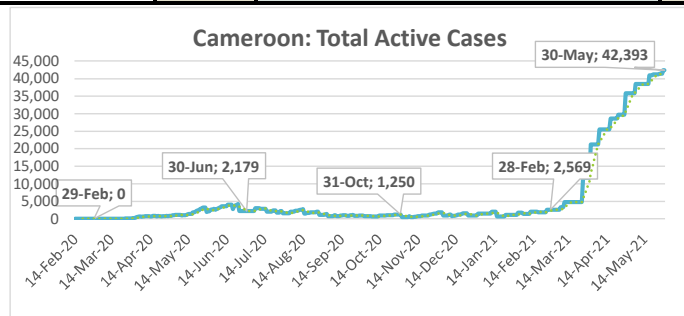
Central Africa

Highlights of the Covid-19 Situation in Central Africa as of May 30, 2021

- **As of Sunday, May 30, 2021, the number of reported total cases in the Central Africa region reached 167,058.** The region reported 2,440 new cases in the review week, which is lower by 45.8% compared to the number recorded in the preceding week. The total number of deaths reported since the start of the pandemic reached 2,749, recording 51 new deaths in the review week. The number of total recovered cases reached 112,676, of which 1.3% were newly recovered cases during the review week. The total number of active cases stands at 51,633, indicating an increase of 956 cases in the review week. The increase in the number of active cases in the region during the review week is mainly attributable to Cameroon followed by the Democratic Republic of Congo.
- **Cameroon accounted for 47.2% of the total cases reported in the region since the start of the pandemic and 49.0% of the new cases during the week under review.** Chad has recorded the lowest number of total cases in the Central region since the onset of the pandemic at 4,929.
- **The average case fatality rate (CFR) for the region stands at 1.6%. The highest CFR in the region was reported in Chad at 3.5% and the lowest in Gabon at 0.6%.**

Summary of COVID-19 tracking in Central Africa: Situation for the week ending 30 May 2021

	Date of first case	Cases				Deaths				Recovered				Active				Test	
		Total cases	New cases for the week of	New cases for the week of	Weekly change	Total deaths	New deaths for the week of	New deaths for the week of	Weekly change from Previous week	Total Recovered	New recovered for the week of	New recovered for the week of	Weekly change from Previous week	Active cases	New active for the week of	New active for the week of	Weekly change from Previous week	Total tests	Tests Per million People
			30 May.	23 May.			30 May.	23 May.			30 May.	23 May.			30 May.	23 May.			
Central Africa	6-Mar	167,058	2,440	4,504	-2,064	2,749	51	99	-48	112,676	1,433	3,713	-2,280	51,633	956	692	264	3,081,388	21,032
Cameroon	6-Mar	78,929	1,196	2,787	-1,591	1,275	36	87	-51	35,261	0	0	0	42,393	1,160	2,700	-1,540	1,644,460	61,948
Central African Rep.	15-Mar	7,091	12	213	-201	98	1	2	-1	6,859	194	1,553	-1,359	134	-183	-1,342	1,159	54,814	11,349
Chad	19-Mar	4,929	5	20	-15	173	0	0	0	4,746	17	41	-24	10	-12	-21	9	125,856	7,662
Congo Rep. of	15-Mar	11,658	182	133	49	153	3	2	1	8,208	0	0	0	3,297	179	131	48	148,855	26,976
Congo Dem. Rep.	10-Mar	31,557	694	301	393	782	3	3	0	27,665	62	1,000	-938	3,110	629	-702	1,331	160,232	1,789
Equatorial Guinea	14-Mar	8,529	93	742	-649	118	5	1	4	8,146	345	522	-177	265	-257	219	-476	142,082	101,271
Gabon	12-Mar	24,365	258	308	-50	150	3	4	-1	21,791	815	597	218	2,424	-560	-293	-267	805,089	361,718



.....: 7-day moving average

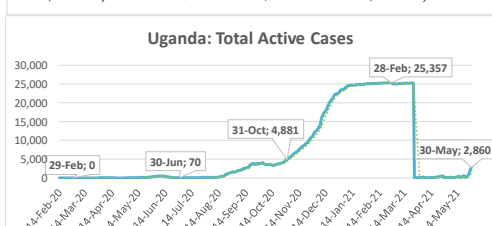
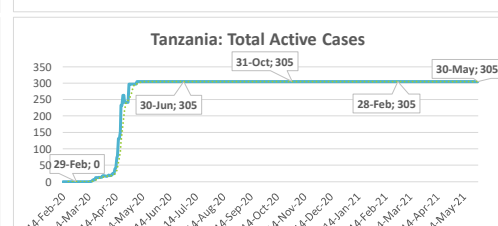
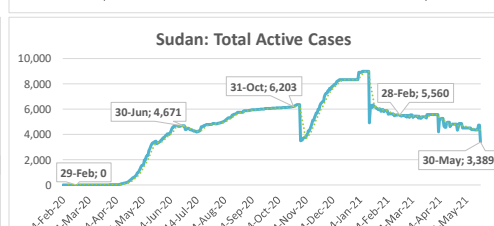
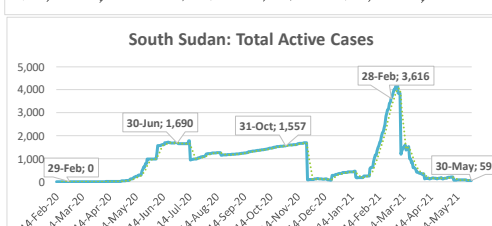
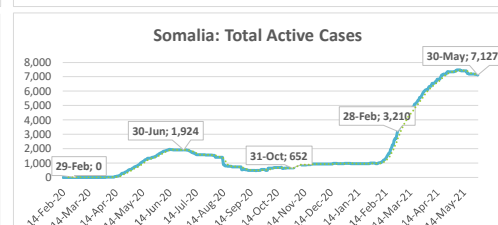
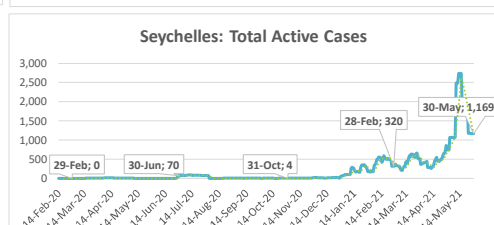
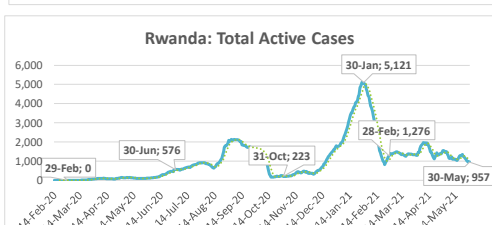
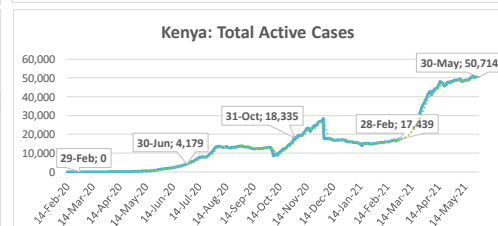
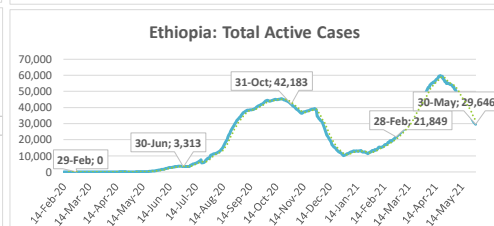
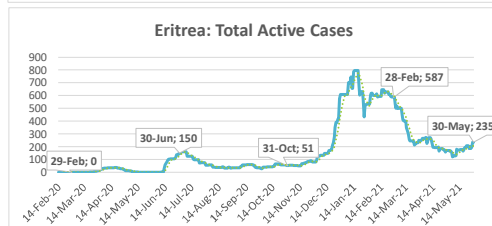
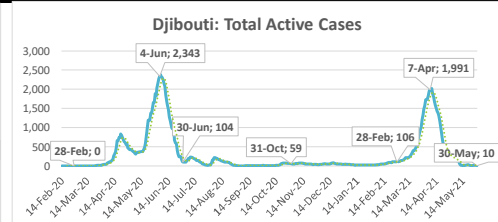
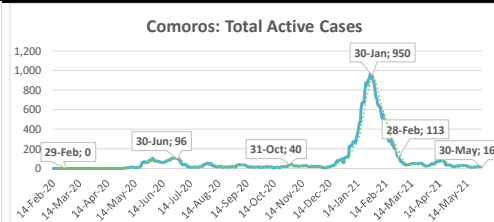
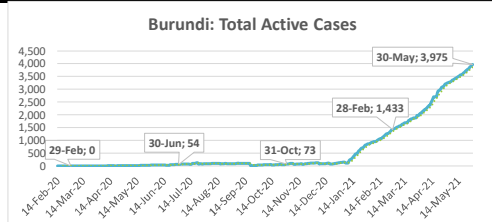
East Africa

Highlights of the Covid-19 Situation in East Africa as of May 30, 2021

- **As of Sunday, May 30, 2021, the number of total cases in the East Africa region reached 612,048.** The region reported 9,763 new cases in the review week, which is a 15.6% increase compared to the preceding week. The total number of deaths reported reached 11,921, recording 256 new deaths in the review week. The number of total recovered cases reached 499,665, of which 3.2% were newly recovered cases during the review week. The total number of active cases stands at 100,462, indicating a decline of 6,250 cases in the review week. The decline in the number of active cases in the region during the review week is mainly attributable to Ethiopia.
- **Ethiopia accounted for 44.3% of the total cases reported in the region since the start of the pandemic, while Uganda accounted for 29.6% of the new cases in the region during the week under review.** Comoros has reported the lowest number of total cases in the region since the start of the pandemic at 3,881.¹
- **The average case fatality rate (CFR) for the region stands at 1.9%. The highest CFR in the region was reported in Sudan at 7.5% and the lowest in Burundi at 0.1%.**

¹ This precludes Tanzania, which has not released data since May 08, 2020.

Summary of COVID-19 tracking in East Africa: Situation for the week ending 30 May 2021																			
	Date of first case	Cases				Deaths				Recovered				Active				Test	
		Total cases	New cases for the week of	New cases for the week of	Weekly change	Total deaths	New deaths for the week of	New deaths for the week of	Weekly change from Previous week	Total Recovered	New recovered for the week of	New recovered for the week of	Weekly change from Previous week	Active cases	New active for the week of	New active for the week of	Weekly change from Previous week	Total tests	Tests Per million People
East Africa	13-Mar	612,048	9,763	8,446	1,317	11,921	256	293	-37	499,665	15,757	13,271	2,486	100,462	-6,250	-5,118	-1,132	8,129,521	21,650
Burundi	31-Mar	4,754	260	165	95	6	0	0	0	773	0	0	0	3,975	260	165	95	309,390	26,019
Comoros	2-May	3,881	9	9	0	146	0	0	0	3,719	6	14	-8	16	3	-5	8	6,227	7,161
Djibouti	18-Mar	11,528	35	59	-24	154	1	2	-1	11,364	29	69	-40	10	5	-12	17	158,525	160,450
Eritrea	21-Mar	4,061	129	88	41	14	0	2	-2	3,812	101	57	44	235	28	29	-1	23,693	6,681
Ethiopia	13-Mar	271,345	2,151	2,930	-779	4,155	79	80	-1	237,544	8,787	9,191	-404	29,646	-6,715	-6,341	-374	2,720,495	23,664
Kenya	13-Mar	170,647	2,215	2,967	-752	3,157	98	56	42	116,776	2,239	925	1,314	50,714	-122	1,986	-2,108	1,809,890	33,659
Rwanda	14-Mar	26,918	230	547	-317	352	3	5	-2	25,609	512	333	179	957	-285	209	-494	1,441,143	111,266
Seychelles	15-Mar	11,145	1,381	580	801	40	5	3	2	9,936	2,110	1,413	697	1,169	-734	-836	102	21,504	218,654
Somalia	16-Mar	14,660	28	146	-118	769	2	14	-12	6,764	79	360	-281	7,127	-53	-228	175	131,821	8,294
South Sudan	5-Apr	10,688	36	0	36	115	0	0	0	10,514	52	0	52	59	-16	0	-16	164,472	14,693
Sudan	13-Mar	35,289	400	0	400	2,630	62	122	-60	29,270	1,321	0	1,321	3,389	-983	-122	-861	232,965	5,313
Tanzania	16-Mar	509	21	183	305	3,880	65
Uganda	21-Mar	46,623	2,889	955	1,934	362	6	9	-3	43,401	521	909	-388	2,860	2,362	37	2,325	1,105,516	24,169



..... 7-day moving average

North Africa

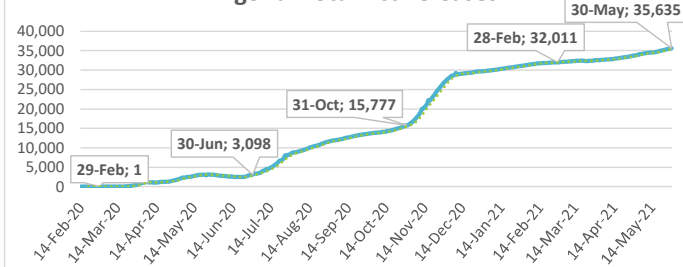
Highlights of the Covid-19 Situation in North Africa as of May 30, 2021

- **As of Sunday, May 30, 2021, the number of total cases in the North Africa region reached 1,458,862.** The region reported 23,339 new cases in the review week, which is a 2.6% increase compared to the preceding week. The total number of deaths reported reached 43,866, recording 800 new deaths in the review week. The number of total recovered cases reached 1,280,043, of which 1.2% were newly recovered cases during the review week. The total number of active cases stands at 134,953, indicating an increase of 6,748 cases in the review week. The increase in the number of active cases in the region during the review week is mainly attributable to Tunisia and Egypt.
- **Morocco accounted for 35.6% of the total cases reported in the region since the start of the pandemic, while Tunisia accounted for 40.0% of the new cases in the region during the week under review.** Mauritania has recorded the lowest number of total cases in the region since the start of the pandemic at 19,494.
- **The average case fatality rate (CFR) for the region currently stands at 3.0%. The highest CFR in the region was reported in Egypt at 5.8% and the lowest in Libya at 1.7%.**

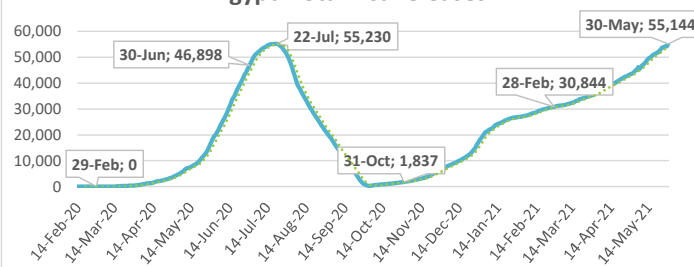
Summary of COVID-19 tracking in North Africa: Situation for the week ending 30 May 2021

	Date of first case	Cases				Deaths				Recovered				Active				Test	
		Total cases	New cases for the week of	New cases for the week of	Weekly change	Total deaths	New deaths for the week of	New deaths for the week of	Weekly change from Previous week	Total Recovered	New recovered for the week of	New recovered for the week of	Weekly change from Previous week	Active cases	New active for the week of	New active for the week of	Weekly change from Previous week	Total tests	Tests Per million People
			30 May.	23 May.			30 May.	23 May.			30 May.	23 May.			30 May.	23 May.			
North Africa	14-Feb	1,458,862	23,339	22,737	602	43,866	800	873	-73	1,280,043	15,791	18,372	-2,581	134,953	6,748	3,492	3,256	12,325,419	59,706
Algeria	26-Feb	128,725	1,865	1,549	316	3,465	47	44	3	89,625	1,279	987	292	35,635	539	518	21	230,861	5,265
Egypt	14-Feb	261,666	7,831	8,114	-283	15,047	326	394	-68	191,475	4,797	5,200	-403	55,144	2,708	2,520	188	2,824,316	27,599
Libya	25-Mar	185,181	1,870	1,901	-31	3,125	14	23	-9	171,637	1,692	1,817	-125	10,419	164	61	103	1,023,091	148,894
Mauritania	14-Mar	19,494	345	321	24	463	5	1	4	18,475	209	176	33	556	131	144	-13	267,395	57,509
Morocco	5-Mar	519,108	2,085	2,079	6	9,143	21	24	-3	506,962	1,734	2,047	-313	3,003	330	8	322	6,507,998	176,318
Tunisia	5-Mar	344,688	9,343	8,773	570	12,623	387	387	0	301,869	6,080	8,145	-2,065	30,196	2,876	241	2,635	1,471,758	124,529

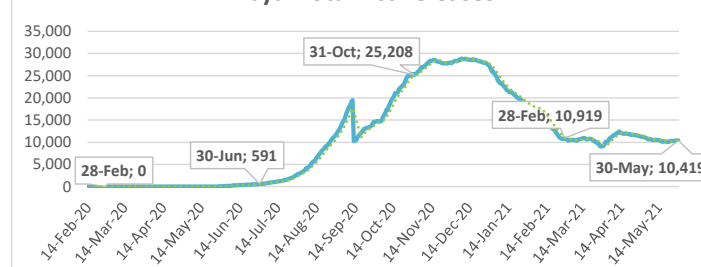
Algeria: Total Active Cases



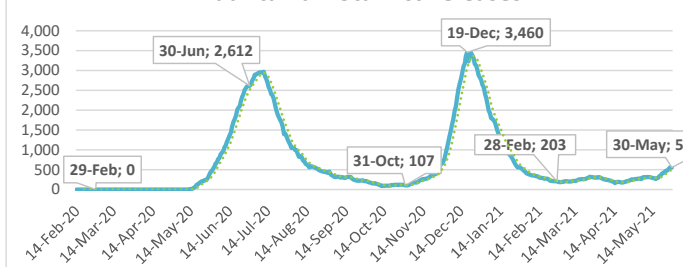
Egypt: Total Active Cases



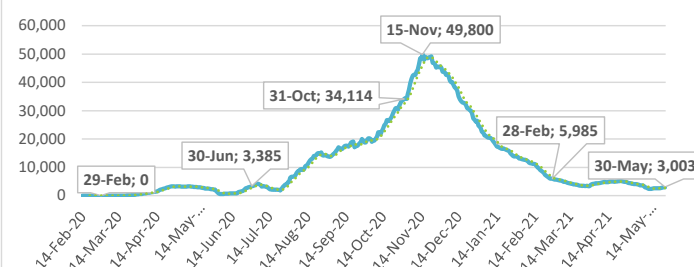
Libya: Total Active Cases



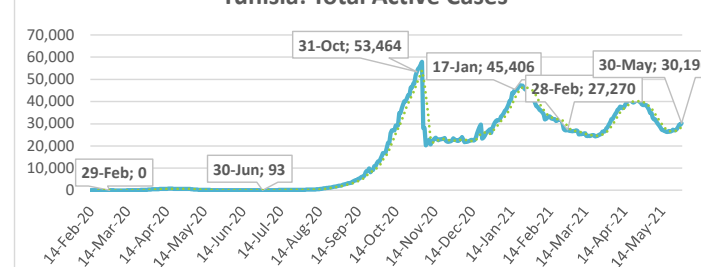
Mauritania: Total Active Cases



Morocco: Total Active Cases



Tunisia: Total Active Cases



.....: 7-day moving average

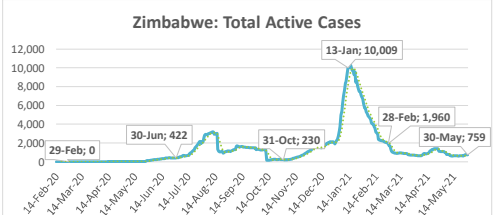
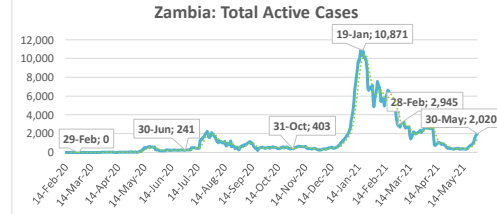
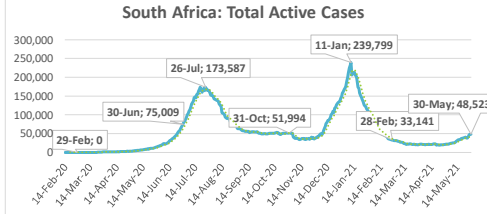
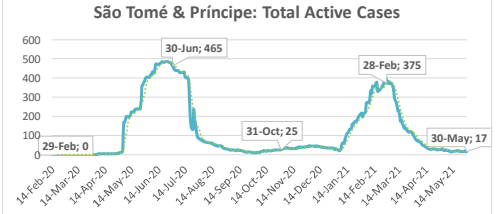
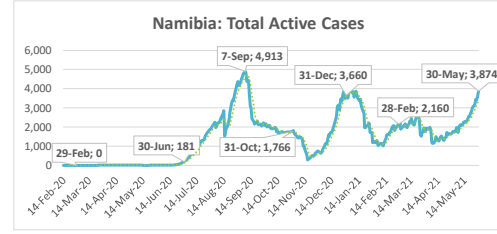
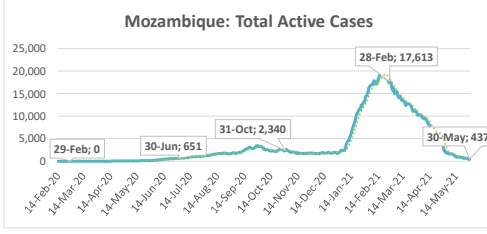
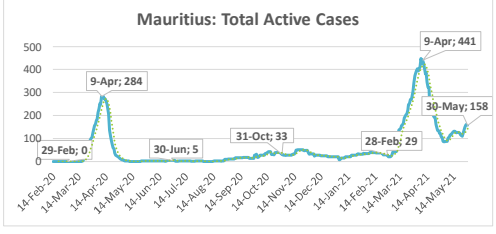
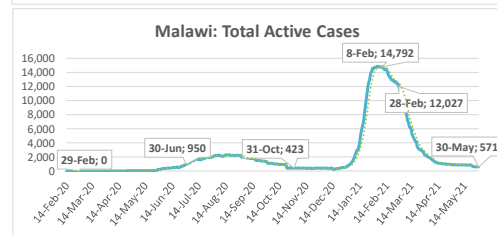
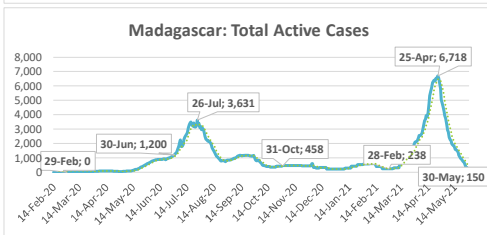
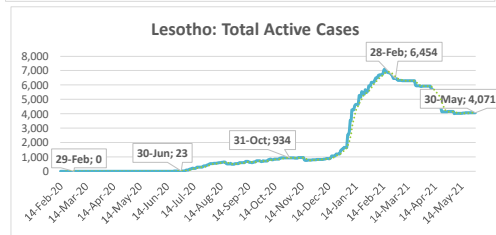
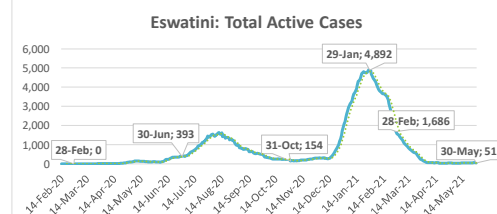
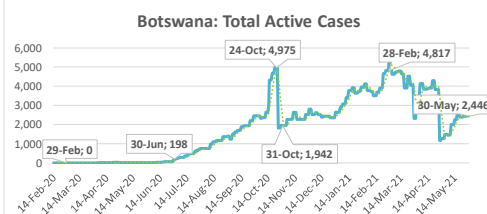
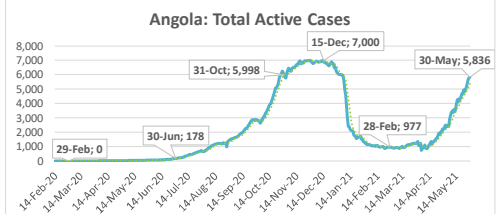
Southern Africa

Highlights of the Covid-19 Situation in Southern Africa as of May 30, 2021

- **As of Sunday, May 30, 2021, the number of total cases in the Southern Africa region reached 2,115,857.** The region reported 32,748 new cases in the review week, which is a 12.3% increase compared to the preceding week. The total number of deaths reported reached 65,534, recording 768 new deaths in the review week. The number of total recovered cases reached 1,981,410, of which 1.1% were newly recovered cases during the review week. The total number of active cases stands at 68,913, indicating an increase of 10,538 cases in the review week. The increase in the number of active cases in the region during the review week is mainly attributable to South Africa.
- **South Africa accounted for 78.4% of the total cases reported in the region since the start of the pandemic and 72.1% of the new cases in the region during the week under review.** Mauritius has the lowest number of total cases in the region at 1,367.
- **The average case fatality rate (CFR) for the region stands at 3.1%. The highest CFR in the region was reported in Zimbabwe at 4.1% and the lowest in Mozambique at 1.2%.**

Summary of COVID-19 tracking in Southern Africa: Situation for the week ending 30 May 2021

	Date of first case	Cases				Deaths				Recovered				Active				Test	
		Total cases	New cases for the week of	New cases for the week of	Weekly change	Total deaths	New deaths for the week of	New deaths for the week of	Weekly change from Previous week	Total Recovered	New recovered for the week of	New recovered for the week of	Weekly change from Previous week	Active cases	New active for the week of	New active for the week of	Weekly change from Previous week	Total tests	Tests Per million People
		30 May.	23 May.	23 May.	23 May.	30 May.	23 May.	23 May.	23 May.	30 May.	23 May.	23 May.	23 May.	30 May.	23 May.	23 May.	23 May.	30 May.	30 May.
Southern Africa	5-Mar	2,115,857	32,748	29,158	3,590	65,534	768	790	-22	1,981,410	21,442	21,476	-34	68,913	10,538	6,892	3,646	17,459,376	81,898
Angola	27-Mar	34,366	1,925	1,804	121	764	39	66	-27	27,766	988	1,063	-75	5,836	898	675	223	574,101	17,468
Botswana	16-Mar	53,771	2,151	1,964	187	831	47	23	24	50,494	2,045	1,809	236	2,446	59	132	-73	1,143,453	486,239
Eswatini	14-Mar	18,591	40	31	9	673	1	0	1	17,867	34	33	1	51	5	-2	-7	209,060	180,199
Lesotho	13-Mar	10,831	9	32	-23	326	0	6	-6	6,434	3	4	-1	4,071	6	22	-16	93,381	43,590
Madagascar	20-Mar	41,266	390	735	-345	835	35	37	-2	40,281	1,026	1,432	-406	150	-671	-734	63	202,080	7,298
Malawi	2-Apr	34,335	51	70	-19	1,155	2	0	2	32,609	147	252	-105	571	-98	-182	84	246,025	12,861
Mauritius	18-Mar	1,367	74	11	63	18	1	0	1	1,191	30	27	3	158	43	-16	-59	358,675	282,029
Mozambique	27-Mar	70,780	190	148	42	836	5	5	0	69,507	409	373	36	437	-224	-230	6	553,453	17,707
Namibia	14-Mar	55,141	2,195	1,728	467	824	59	47	12	50,443	1,230	966	264	3,874	906	715	191	433,427	170,580
São Tomé & Príncipe	6-Apr	2,345	7	11	-4	37	0	2	-2	2,291	7	10	-3	17	0	-1	1	13,793	62,936
South Africa	5-Mar	1,659,070	23,605	21,737	1,868	56,363	561	592	-31	1,554,184	14,789	15,043	-254	48,523	8,255	6,102	2,153	11,606,570	195,698
Zambia	18-Mar	95,050	1,849	765	1,084	1,278	10	8	2	91,752	596	340	256	2,020	1,243	417	826	1,553,442	84,500
Zimbabwe	25-Mar	38,944	262	122	140	1,594	8	4	4	36,591	138	124	14	759	116	-6	122	471,916	31,751



.....: 7-day moving average

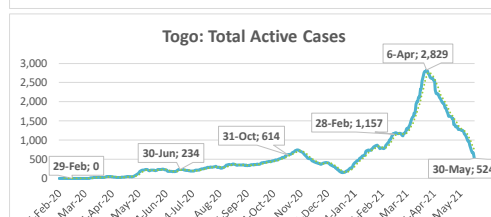
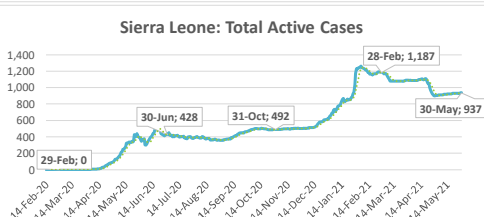
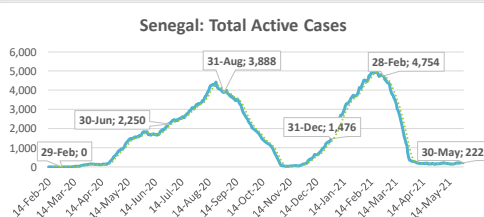
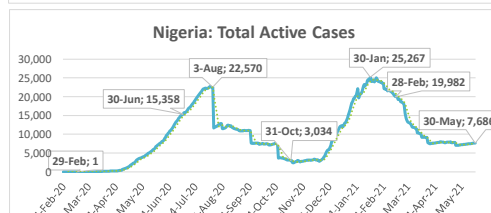
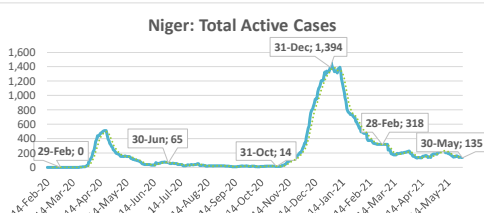
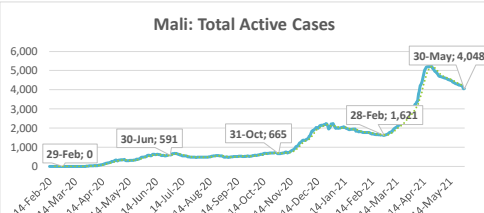
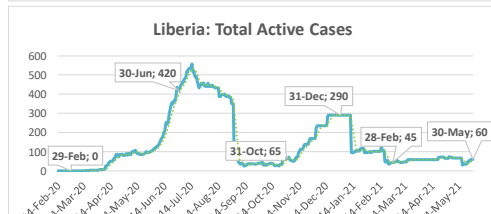
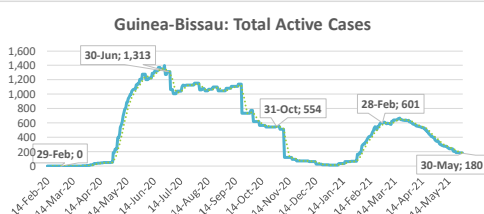
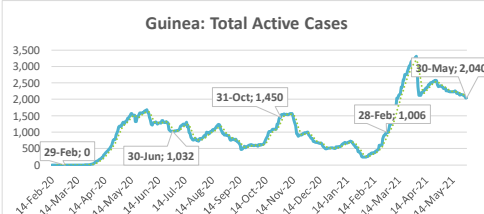
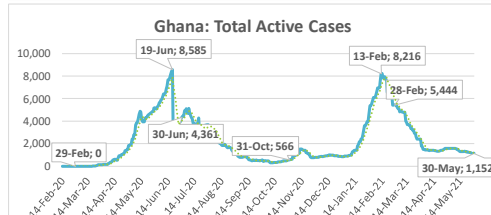
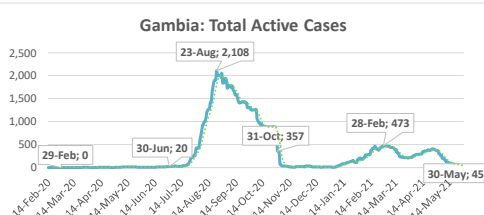
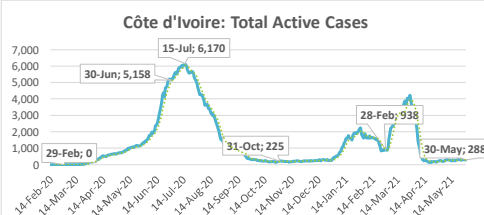
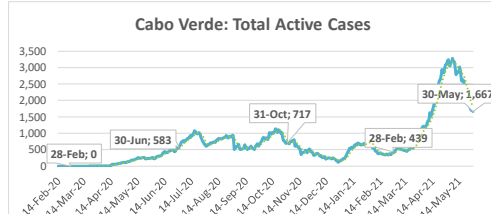
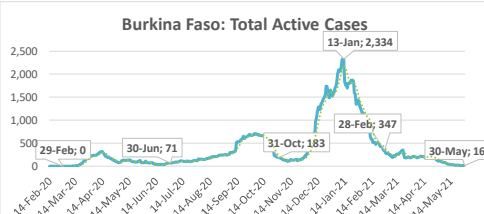
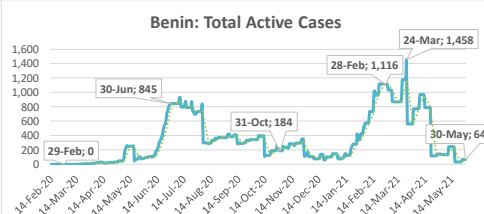
West Africa

Highlights of the Covid-19 Situation in West Africa as of May 30, 2021

- **As of Sunday, May 30, 2021, the number of total cases in the West Africa region reached 473,066.** The region reported 2,653 new cases in the review week, which is a 9.9% decline compared to the new cases reported in the preceding week. The total number of deaths reported reached 6,234, recording 36 new deaths in the review week. The number of total recovered cases reached 447,768, of which 0.9% were newly recovered cases during the review week. The total number of active cases stands at 19,064, indicating a decline of 1,215 cases in the review week. The decline in the number of active cases in the region during the review week is mainly attributable to Cabo Verde followed by Togo and Mali.
- **Nigeria accounted for 35.2% of the total cases reported in the region since the start of the pandemic, while Cabo Verde accounted for 38.6% of the new cases in the region during the week under review.** Liberia has the lowest number of total cases in the region at 2,179.
- **The average case fatality rate (CFR) for the region stands at 1.3%. The highest CFR in the region was reported in Liberia at 3.9% and the lowest in Côte d'Ivoire at 0.6%.**

Summary of COVID-19 tracking in West Africa: Situation for the week ending 30 May 2021

	Date of first case	Cases				Deaths				Recovered				Active				Test	
		Total cases	New cases for the week of	New cases for the week of	Weekly change	Total deaths	New deaths for the week of	New deaths for the week of	Weekly change from Previous week	Total Recovered	New recovered for the week of	New recovered for the week of	Weekly change from Previous week	Active cases	New active for the week of	New active for the week of	Weekly change from Previous week	Total tests	Tests Per million People
		30 May	23 May	23 May		30 May	23 May	23 May		30 May	23 May	23 May		30 May	23 May	23 May			
West Africa	28-Feb	473,066	2,653	2,944	-291	6,234	36	27	9	447,768	3,832	4,230	-398	19,064	1,215	1,313	98	7,042,187	17,729
Benin	16-Mar	8,058	33	30	-3	101	0	0	0	7,893	0	241	-241	64	33	-211	244	604,310	49,847
Burkina Faso	9-Mar	13,430	15	18	-3	166	1	1	0	13,248	18	31	-13	16	-4	-14	10	187,850	8,987
Cabo Verde	20-Mar	30,359	1,025	1,166	-141	264	8	7	-1	28,428	1,586	1,819	-233	1,667	-569	-660	91	224,238	403,315
Côte d'Ivoire	11-Mar	47,233	291	286	-5	303	5	0	5	46,642	296	267	-29	288	-10	19	-29	645,222	24,460
Gambia, The	18-Mar	5,990	22	28	-6	178	3	0	-3	5,767	40	53	-13	45	-21	-25	4	76,379	31,605
Ghana	12-Mar	93,898	278	377	-99	785	2	0	-2	91,961	380	435	-55	1,152	-104	-58	-46	1,164,383	37,473
Guinea	13-Mar	23,172	184	242	-58	161	3	7	-4	20,971	272	333	-61	2,040	-91	-98	7	451,386	34,371
Guinea-Bissau	27-Mar	3,766	15	5	-10	68	0	1	-1	3,518	23	57	-34	180	-8	-53	45	68,053	34,580
Liberia	16-Mar	2,179	37	28	-9	86	1	0	-1	2,033	11	60	-49	60	25	-32	57	105,511	20,862
Mali	25-Mar	14,265	24	51	-27	517	3	3	0	9,700	258	215	43	4,048	-237	-167	-70	295,549	14,594
Niger	20-Mar	5,410	27	50	-23	192	0	0	0	5,083	49	81	-32	135	-22	-31	9	107,652	4,447
Nigeria	28-Feb	166,315	296	310	-14	2,071	4	1	-3	156,558	82	63	19	7,686	210	246	-36	2,093,243	10,154
Senegal	2-Mar	41,387	297	240	-57	1,138	6	7	-1	40,027	269	185	84	222	22	48	-26	517,815	30,926
Sierra Leone	31-Mar	4,147	26	14	-12	79	0	0	0	3,131	18	9	9	937	8	5	3	166,221	20,838
Togo	6-Mar	13,457	83	99	-16	125	0	0	0	12,808	530	381	149	524	-447	-282	-165	334,375	40,390



.....: 7-day moving average