



## AFRICAN DEVELOPMENT BANK GROUP

---

### Weekly Data Flash on Covid-19 in Africa<sup>1</sup>:

*The situation as of Sunday, June 06, 2021*

Statistics Department (ECST)

---

<sup>1</sup> This briefing note has been prepared by Roza Mamuye Bora, Senior Statistician; Anouar Chaouch, Statistician; Soumaila Karambiri, Statistical Assistant; Regis Hauhouot Stephane, Statistical Assistant and Desire Lakpa Guy, Statistical Assistant and under the supervision of Louis Kouakou, Division Manager ECST1.

# Contents

	Page
Highlights of the Covid-19 Situation in Africa as of June 6, 2021	1
Data Annexes: Africa	4
Highlights of the Covid-19 Situation in Central Africa as of June 6, 2021	6
Data Annexes: Central Africa	8
Highlights of the Covid-19 Situation in East Africa as of June 6, 2021	9
Data Annexes: East Africa	11
Highlights of the Covid-19 Situation in North Africa as of June 6, 2021	12
Data Annexes: North Africa	14
Highlights of the Covid-19 Situation in Southern Africa as of June 6, 2021	15
Data Annexes: Southern Africa	17
Highlights of the Covid-19 Situation in West Africa as of June 6, 2021	18
Data Annexes: West Africa	20

## Highlights of the Covid-19 Situation in Africa as of June 6, 2021<sup>2</sup>

### *Vaccinations: Status Update*

- In the week ending June 6, 2021, over 253.5 million new Covid-19 vaccinations were administered globally, bringing the total given since the start of the pandemic to 2,123,495,588. In terms of the geographical distribution, China accounts for 35.9% of the total number of Covid-19 vaccinations administered to date, followed by the USA at 14.2% and India at 10.9%.
- The number of African countries that have released data on rolling out Covid-19 vaccinations stands at 44, though the number of countries that have just started their vaccination roll-out could be higher. As of June 6, 2021, a total of 34,600,403 vaccinations had been administered in Africa, which represents 1.6% of total global vaccinations. Morocco accounts for 43.4% of the vaccinations carried out in Africa to date, followed by Egypt at 7.8%, Ethiopia (5.2%) and Nigeria (4.7%).

### *Covid-19 Testing in Africa*

- As of Sunday, June 6, 2021, more than 48.9 million tests for Covid-19 had been administered in Africa, of which over 0.9 million were reported in the week under review. Ten countries collectively account for 70.1% of the tests conducted in Africa as of June 6, 2021: South Africa (24.2%), Morocco (13.4%), Egypt (5.9%), Ethiopia (5.6%), Nigeria (4.4%), Kenya (3.7%), Cameroon (3.5%), Zambia (3.3%), Tunisia (3.1%) and Rwanda (3.0%).
- The number of average tests per 1 million people in Africa as of June 6, 2021 stands at 36,584, which is an increase of 2.0% over the figure reported in the previous week. Botswana continues to lead on this indicator with 497,776 tests per 1 million people, followed by Cabo Verde (415,641), Gabon (369,289), Mauritius (282,029), Seychelles (218,654) and South Africa (200,250).

### *Confirmed, New and Active Global Covid-19 Cases*

- Globally, the total number of confirmed Covid-19 cases since the start of the pandemic reached 173,206,264: the majority of which (30.1%) occurred in Asia, followed by Europe (26.9%), North America (23.0%), South America (17.1%) and Africa (2.8%). To date, 118,823,317 cases have recovered globally, representing 68.6% of confirmed global Covid-19 cases.
- The number of new cases reported globally in the review week amounted to 3,016,419, indicating a decline of 15.2% compared to the new cases recorded in the preceding week.

---

<sup>2</sup> Tanzania has not released data on Covid-19 since May 08, 2020. Cameroon, Central African Republic, and South Sudan have not released new data for the week under review.

- **The number of global deaths due to Covid-19 reached 3,726,397, of which 188,200 were recorded in the week ending June 6, 2021;** this was more than twice the number of deaths recorded in the previous week. The number of global active cases declined by 747,901 cases in the review week, to reach 50,656,550 as of June 6, 2021.
- **Africa accounted for 2.8% of the total global cases, 3.6% of deaths, 3.7% of recovered cases and 0.8% of active cases as of June 6, 2021, as detailed below.**

### *Confirmed, New and Active Covid-19 Cases in Africa*

- **As of June 6, 2021, the total number of confirmed cases in Africa reached 4,919,397,** 76.6% of which were in nine countries, namely South Africa (34.5%), Morocco (10.6%), Tunisia (7.2%), Ethiopia (5.5%), Egypt (5.4%), Libya (3.8%), Kenya (3.5%), Nigeria (3.4%) and Algeria (2.7%). The five countries with the lowest number of cases were Mauritius, Liberia, São Tomé & Príncipe, Guinea-Bissau and Comoros, with cases ranging between 1,458 in Mauritius and 3,888 in Comoros, collectively accounting for 0.3% of the confirmed cases in Africa. Considering population size, Seychelles, Cabo Verde, Tunisia, South Africa and Libya are the five countries with the highest number of confirmed cases per million people; rates ranging from 122,380 in Seychelles to 27,142 in Libya.
- **In the week under review, a total of 92,506 new cases were reported in Africa,** which is a 30.4% increase compared to the previous week. These new cases in Africa account for 3.1% of the weekly new cases recorded globally. The Southern Africa region accounted for 55.5% of the weekly new cases in Africa, followed by North Africa (26.3%), East Africa (13.1%), West Africa (2.7%) and Central Africa (2.4%).
- **The total number of active cases in Africa increased by 9,473 cases in the review week to reach 384,498.** Currently, just seven countries collectively account for 78.5% of the active cases in Africa, namely South Africa (61,557), Egypt (56,016), Kenya (51,609), Cameroon (42,393), Algeria (36,242), Tunisia (31,412) and Ethiopia (22,458).
- **From a regional perspective, North Africa accounts for 36.0% of active cases in Africa, followed by East Africa (25.0%), Southern Africa (22.9%), Central Africa (13.1%) and West Africa (3.0%).**

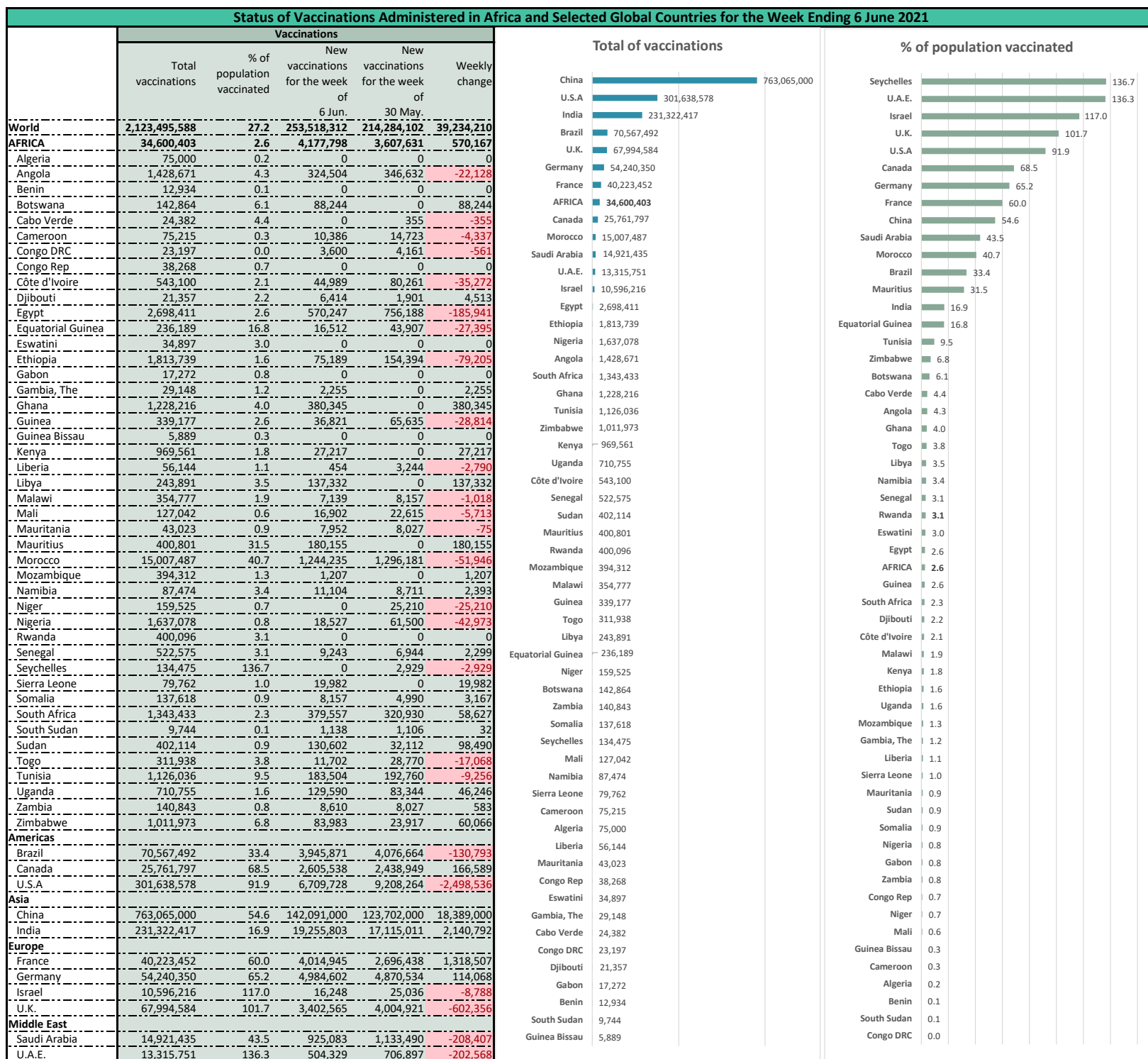
### *Deaths and the Case Fatality Rates in Africa*

- **As of June 6, 2021, a total of 132,300 deaths had been reported in Africa since the start of the pandemic,** of which 50.2% were in Southern Africa, 33.7% in North Africa, 9.2% in East Africa, 4.8% in West Africa and 2.1% in Central Africa. The five countries with the highest number of reported deaths due to Covid-19 since the start of the pandemic are South Africa, Egypt, Tunisia, Morocco and Ethiopia, ranging from 56,974 in South Africa to 4,209 in Ethiopia. A total of 1,996 new deaths were reported in Africa in the week under review, which is an increase of 4.4% compared to the preceding week.

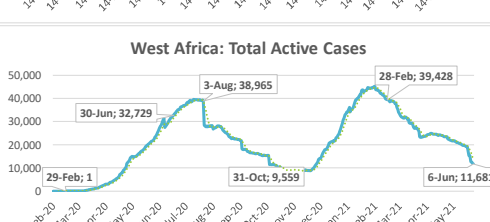
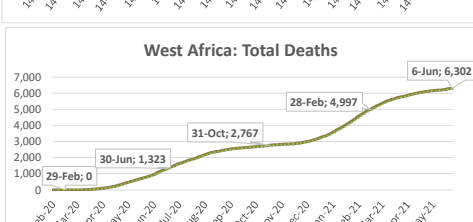
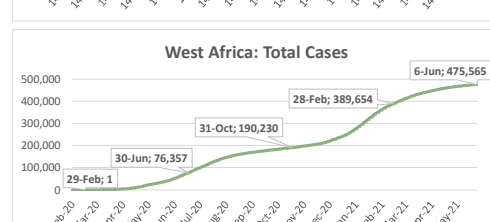
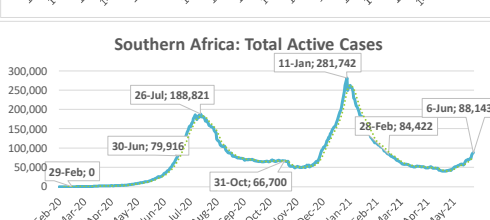
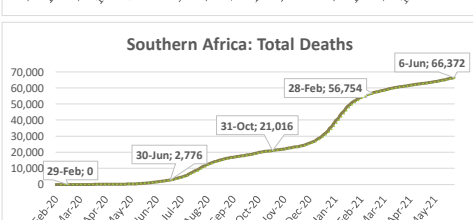
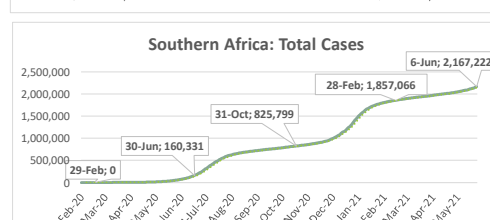
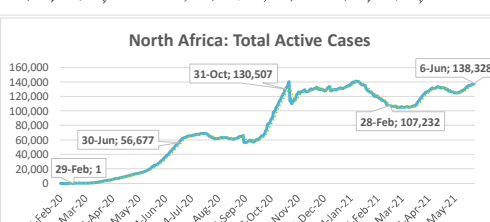
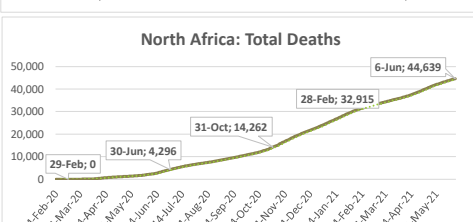
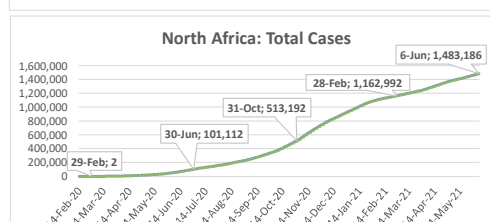
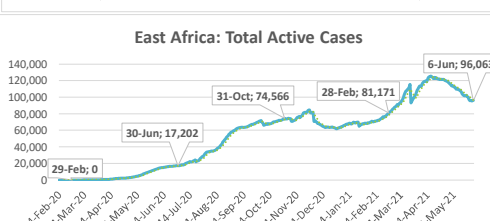
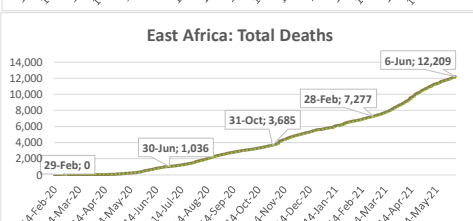
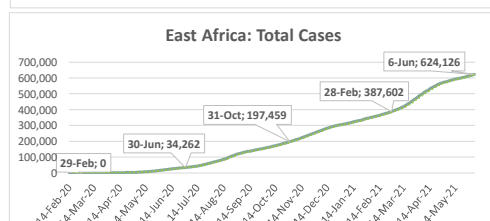
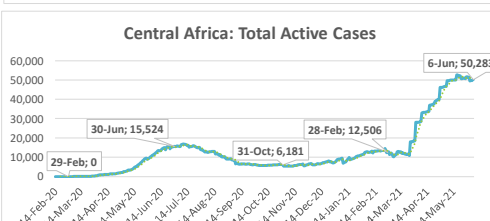
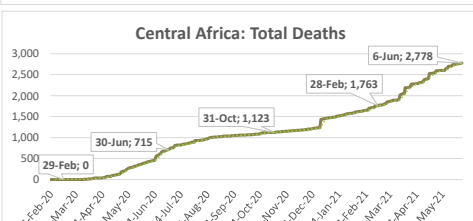
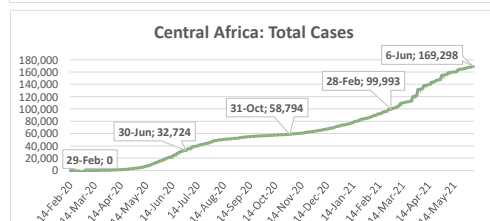
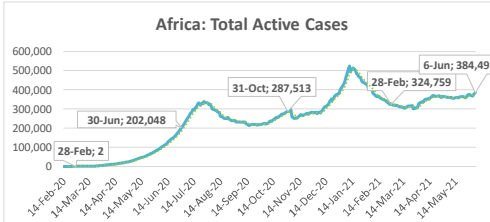
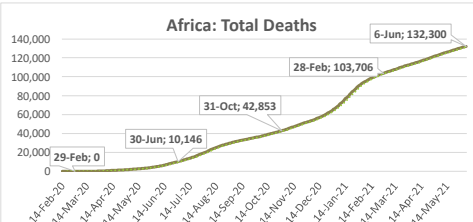
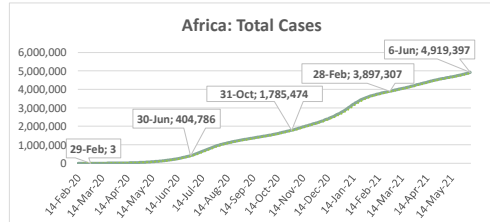
- **The case fatality rate (CFR), i.e. deaths per confirmed cases for Africa, stands at 2.7%, which is higher than the global CFR rate of 2.2%.** Regionally, West Africa has the lowest CFR at 1.3%, followed by Central Africa at 1.6%, East Africa at 2.0%, North Africa at 3.0% and Southern Africa at 3.1%. As of June 6, 2021, fifteen African countries recorded CFRs higher than the African average with the highest in Sudan at 7.6%, followed by Egypt (5.7%), Somalia (5.2%), Zimbabwe (4.1%), Liberia (3.8%), Comoros (3.8%), Tunisia (3.6%), Eswatini (3.6%), Mali (3.6%), Niger (3.5%), Chad (3.5%), South Africa (3.4%), Malawi (3.4%), Lesotho (3.0%) and The Gambia (3.0%).

### ***Recovery Rates in Africa***

- **As of June 6, 2021, the number of recovered cases in Africa reached 4,402,599, which represents 89.5% of its total confirmed cases.** Regionally, the recovery levels stand at 96.2% for West Africa, 92.9% for Southern Africa, 87.7% for North Africa, 82.7% for East Africa, and 68.7% for Central Africa. In the week under review 81,037 newly recovered cases were reported.



Summary of COVID-19 tracking in Africa: Situation for the week ending 6 June 2021																			
	Date of first case	Cases				Deaths				Recovered				Active				Test	
		Total cases	New cases for the week of	New cases for the week of	Weekly change from Previous week	Total deaths	New deaths for the week of	New deaths for the week of	Weekly change from Previous week	Total Recovered	New recovered for the week of	New recovered for the week of	Weekly change from Previous week	Active cases	New active for the week of	New active for the week of	Weekly change from Previous week	Total tests	Tests Per million People
World	31-Dec	173,206,264	3,016,419	3,557,525	-541,106	3,726,397	188,200	79,145	109,055	118,823,317	3,576,120	4,081,884	-505,764	50,656,550	-747,901	-603,504	-144,397	2,522,208,048	323,576
Africa	14-Feb	4,919,397	92,506	70,943	21,563	132,300	1,996	1,911	85	4,402,599	81,037	58,255	22,782	384,498	9,473	10,777	-1,304	48,979,743	36,584
Central Africa	6-Mar	169,298	2,240	2,440	-200	2,778	29	51	-22	116,237	3,561	1,433	2,128	50,283	-1,350	956	-2,306	3,159,657	21,566
East Africa	13-Mar	624,126	12,078	9,763	2,315	12,209	288	256	32	515,854	16,189	15,757	432	96,063	-4,399	-6,250	1,851	8,261,418	22,002
North Africa	14-Feb	1,483,186	24,324	23,339	985	44,639	773	800	-27	1,300,219	20,176	15,791	4,385	138,328	3,375	6,748	-3,373	12,504,640	60,574
Southern Africa	5-Mar	2,167,222	51,365	32,748	18,617	66,372	838	768	70	2,012,707	31,297	21,442	9,855	88,143	19,230	10,538	8,692	17,890,988	83,923
West Africa	28-Feb	475,565	2,499	2,653	-154	6,302	68	36	32	457,582	9,814	3,832	5,982	11,681	-7,383	-1,215	-6,168	7,163,040	18,034



.....: 7-day moving average

---

---

# Central Africa

---

---

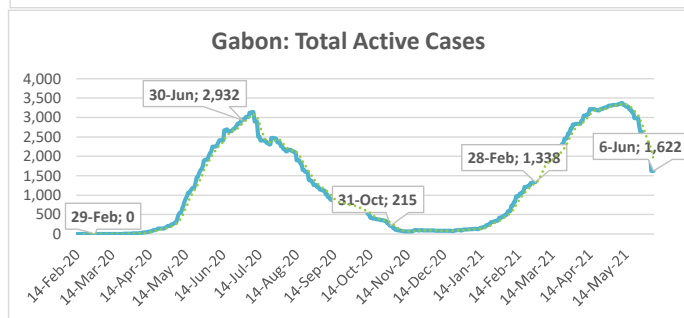
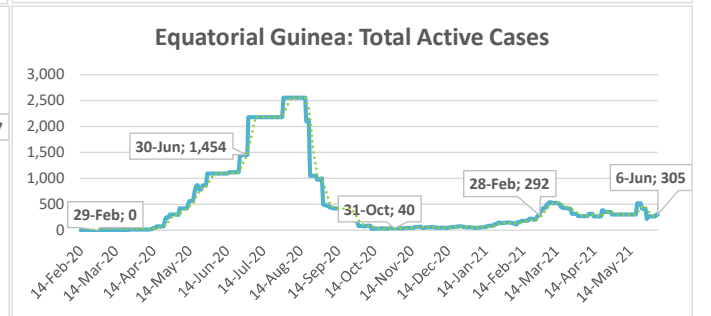
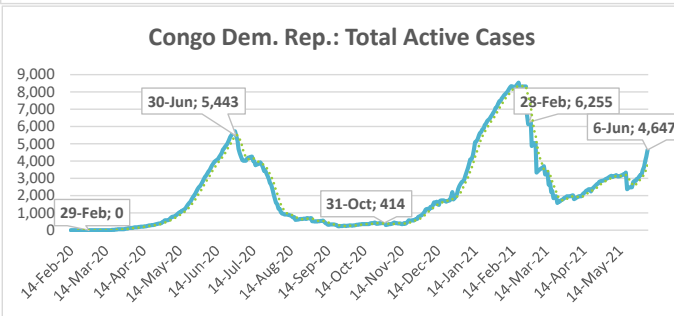
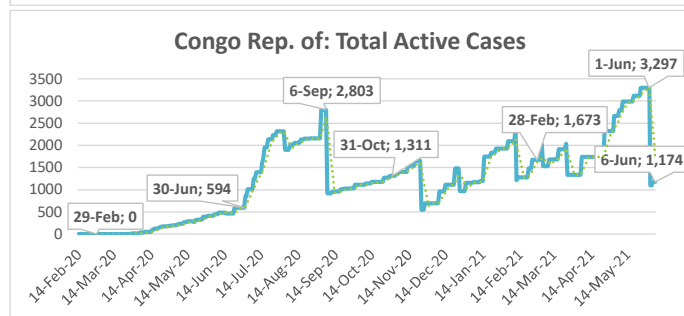
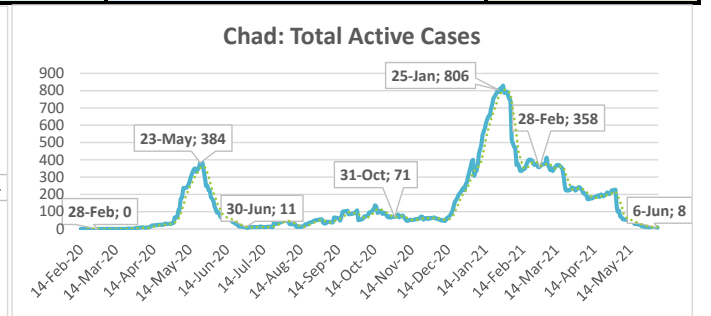
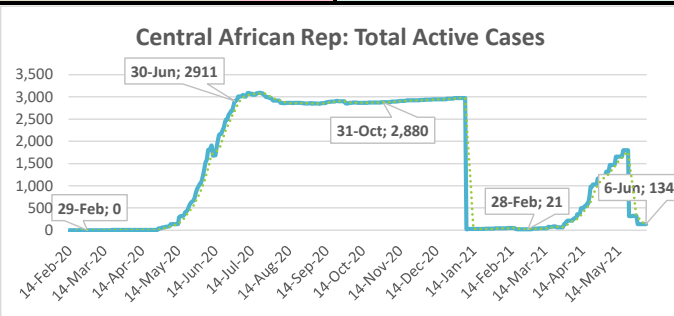
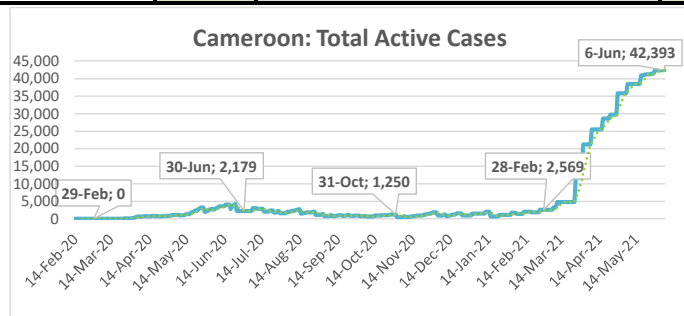


## **Highlights of the Covid-19 Situation in Central Africa as of June 6, 2021**

- **As of Sunday, June 6, 2021, the number of reported total cases in the Central Africa region reached 169,298.** The region reported 2,240 new cases in the review week, which is 8.2% lower compared to the number recorded in the preceding week. The total number of deaths reported since the start of the pandemic reached 2,778, recording 29 new deaths in the review week. The number of total recovered cases reached 116,237, of which 3.1% were newly recovered cases during the review week. The total number of active cases stands at 50,283, indicating a decline of 1,350 cases in the review week. The decline in the number of active cases in the region during the review week is mainly attributable to the Republic of Congo and, to a lesser extent, Gabon.
- **Cameroon accounted for 46.6% of the total cases reported in the region since the start of the pandemic, while the Democratic Republic of Congo accounted for 73.4% of the new cases during the week under review.** Chad has recorded the lowest number of total cases in the Central region since the onset of the pandemic at 4,939.
- **The average case fatality rate (CFR) for the region stands at 1.6%. The highest CFR in the region was reported in Chad at 3.5% and the lowest in Gabon at 0.6%.**

# Summary of COVID-19 tracking in Central Africa: Situation for the week ending 6 June 2021

	Date of first case	Cases				Deaths				Recovered				Active				Test	
		Total cases	New cases for the week of	New cases for the week of	Weekly change	Total deaths	New deaths for the week of	New deaths for the week of	Weekly change from Previous week	Total Recovered	New recovered for the week of	New recovered for the week of	Weekly change from Previous week	Active cases	New active for the week of	New active for the week of	Weekly change from Previous week	Total tests	Tests Per million People
			6 Jun.	30 May.			6 Jun.	30 May.			6 Jun.	30 May.			6 Jun.	30 May.			
Central Africa	6-Mar	169,298	2,240	2,440	-200	2,778	29	51	-22	116,237	3,561	1,433	2,128	50,283	-1,350	956	-2,306	3,159,657	21,566
Cameroon	6-Mar	78,929	0	1,196	-1,196	1,275	0	36	-36	35,261	0	0	0	42,393	0	1,160	-1,160	1,694,017	63,815
Central African Rep.	15-Mar	7,091	0	12	-12	98	0	1	-1	6,859	0	194	-194	134	0	-183	183	55,461	11,483
Chad	19-Mar	4,939	10	5	5	174	1	0	1	4,757	11	17	-6	8	-2	-12	10	127,613	7,769
Congo Rep. of	15-Mar	11,920	262	182	80	155	2	3	-1	10,591	2,383	0	2,383	1,174	-2,123	179	-2,302	152,200	27,582
Congo Dem. Rep.	10-Mar	33,202	1,645	694	951	804	22	3	19	27,751	86	62	24	4,647	1,537	629	908	163,123	1,821
Equatorial Guinea	14-Mar	8,626	97	93	4	118	0	5	-5	8,203	57	345	-288	305	40	-257	297	145,303	103,567
Gabon	12-Mar	24,591	226	258	-32	154	4	3	1	22,815	1,024	815	209	1,622	-802	-560	-242	821,940	369,289



.....: 7-day moving average

---

---

# **East Africa**

---

---

## Highlights of the Covid-19 Situation in East Africa as of June 6, 2021

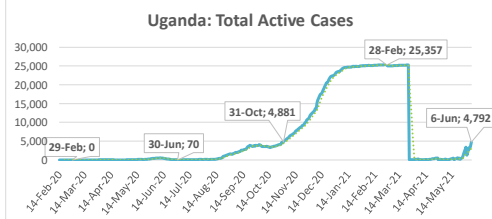
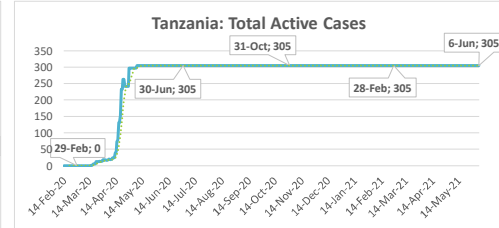
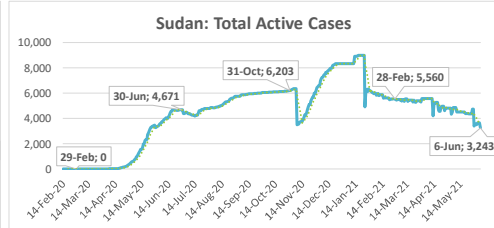
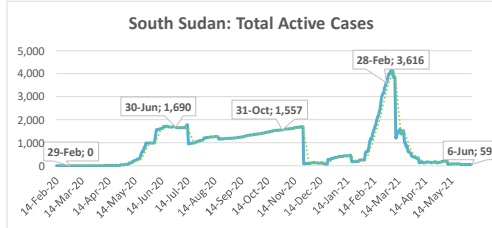
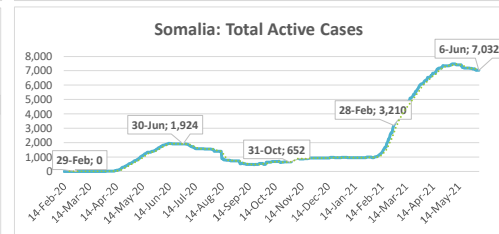
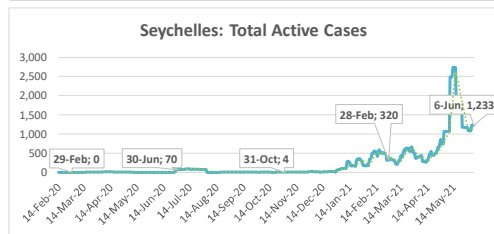
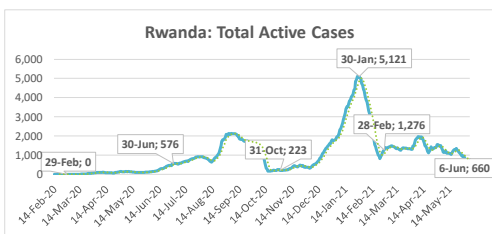
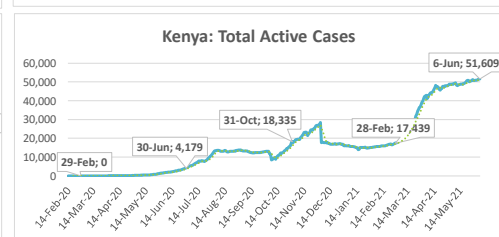
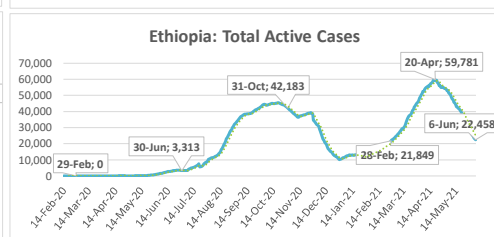
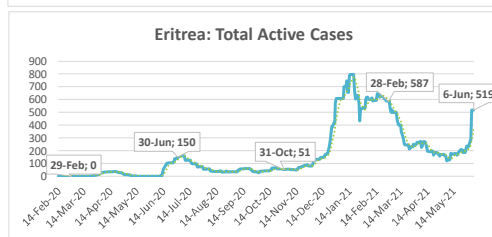
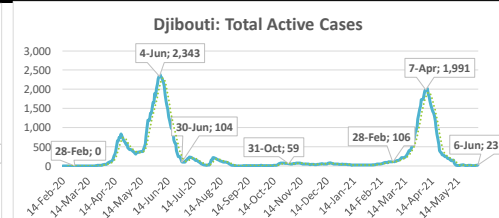
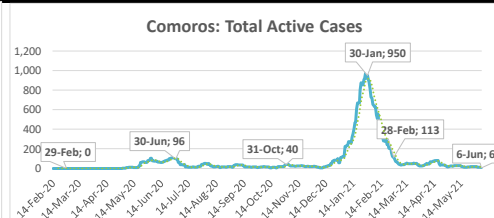
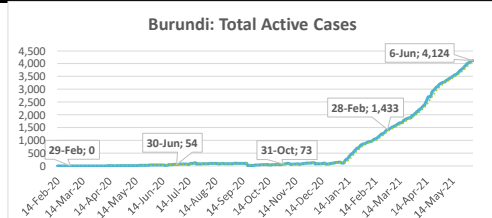
- **As of Sunday, June 6, 2021, the number of total cases in the East Africa region reached 624,126.** The region reported 12,078 new cases in the review week, which is a 23.7% increase compared to the preceding week. The total number of deaths reported reached 12,209, recording 288 new deaths in the review week. The number of total recovered cases reached 515,854, of which 3.1% were newly recovered cases during the review week. The total number of active cases stands at 96,063, indicating a decline of 4,399 cases in the review week. The decline in the number of active cases in the region during the review week is mainly attributable to Ethiopia.
- **Ethiopia accounted for 43.7% of the total cases reported in the region since the start of the pandemic, while Uganda accounted for 52.3% of the new cases in the region during the week under review.** Comoros has reported the lowest number of total cases in the region since the start of the pandemic at 3,888.<sup>1</sup>
- **The average case fatality rate (CFR) for the region increased to 2.0% in the review week. The highest CFR in the region was reported in Sudan at 7.6% and the lowest in Burundi at 0.2%.**

---

<sup>1</sup> This precludes Tanzania, which has not released data since May 08, 2020.

# Summary of COVID-19 tracking in East Africa: Situation for the week ending 6 June 2021

	Date of first case	Cases				Deaths				Recovered				Active				Test	
		Total cases	New cases for the week of	New cases for the week of	Weekly change	Total deaths	New deaths for the week of	New deaths for the week of	Weekly change from Previous week	Total Recovered	New recovered for the week of	New recovered for the week of	Weekly change from Previous week	Active cases	New active for the week of	New active for the week of	Weekly change from Previous week	Total tests	Tests Per million People
		6 Jun.	30 May.	30 May.	2,315	6 Jun.	30 May.	30 May.	32	6 Jun.	30 May.	30 May.	432	6 Jun.	30 May.	30 May.	1,851	8,261,418	22,002
East Africa	13-Mar	624,126	12,078	9,763	2,315	12,209	288	256	32	515,854	16,189	15,757	432	96,063	4,399	6,250	1,851	8,261,418	22,002
Burundi	31-Mar	4,905	151	260	-109	8	2	0	-2	773	0	0	0	4,124	149	260	-111	309,390	26,019
Comoros	2-May	3,888	7	9	-2	146	0	0	0	3,736	17	6	11	6	-10	3	-13	6,227	7,161
Djibouti	18-Mar	11,562	34	35	-1	154	0	1	-1	11,385	21	29	-8	23	13	5	8	161,416	163,377
Eritrea	21-Mar	4,427	366	129	237	14	0	0	0	3,894	82	101	-19	519	284	28	256	23,693	6,681
Ethiopia	13-Mar	272,914	1,569	2,151	-582	4,209	54	79	-25	246,247	8,703	8,787	-84	22,458	-7,188	-6,715	-473	2,751,987	23,938
Kenya	13-Mar	172,491	1,844	2,215	-371	3,287	130	98	32	117,595	819	2,239	-1,420	51,609	895	-122	1,017	1,834,247	34,112
Rwanda	14-Mar	27,245	327	230	97	360	8	3	5	26,225	616	512	104	660	-297	-285	-12	1,471,375	113,600
Seychelles	15-Mar	12,158	1,013	1,381	-368	42	2	5	-3	10,883	947	2,110	-1,163	1,233	64	-734	798	21,504	218,654
Somalia	16-Mar	14,748	88	28	60	773	4	2	2	6,943	179	79	100	7,032	-95	-53	-42	136,137	8,566
South Sudan	5-Apr	10,688	0	36	-36	115	0	0	0	10,514	0	52	-52	59	0	-16	16	164,472	14,693
Sudan	13-Mar	35,856	367	400	-33	2,697	67	62	5	29,716	446	1,321	-875	3,243	-146	-983	837	232,965	5,313
Tanzania	16-Mar	509	...	...	...	21	...	...	...	183	...	...	...	305	...	...	...	3,880	65
Uganda	21-Mar	52,935	6,312	2,889	3,423	383	21	6	15	47,760	4,359	521	3,838	4,792	1,932	2,362	-430	1,144,125	25,013



.....: 7-day moving average

---

---

# **North Africa**

---

---

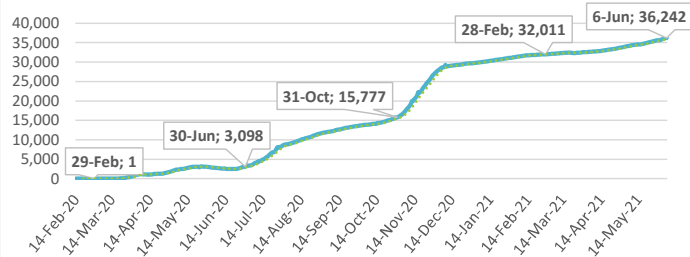
## **Highlights of the Covid-19 Situation in North Africa as of June 6, 2021**

- **As of Sunday, June 6, 2021, the number of total cases in the North Africa region reached 1,483,186.** The region reported 24,324 new cases in the review week, which is a 4.2% increase compared to the preceding week. The total number of deaths reported reached 44,639, recording 773 new deaths in the review week. The number of total recovered cases reached 1,300,219, of which 1.6% were newly recovered cases during the review week. The total number of active cases stands at 138,328, indicating an increase of 3,375 cases in the review week. The increase in the number of active cases in the region during the review week is mainly attributable to Tunisia followed to a lesser extent by Egypt, Algeria and Libya.
- **Morocco accounted for 35.2% of the total cases reported in the region since the start of the pandemic, while Tunisia accounted for 45.4% of the new cases in the region during the week under review.** Mauritania has reported the lowest number of total cases in the region since the start of the pandemic at 19,817.
- **The average case fatality rate (CFR) for the region currently stands at 3.0%. The highest CFR in the region was reported in Egypt at 5.7% and the lowest in Libya at 1.7%.**

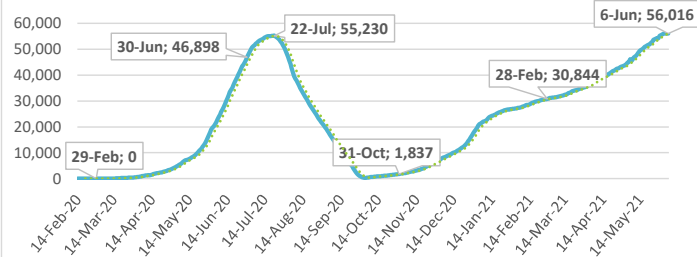
### Summary of COVID-19 tracking in North Africa: Situation for the week ending 6 June 2021

	Date of first case	Cases				Deaths				Recovered				Active				Test	
		Total cases	New cases for the week of	New cases for the week of	Weekly change	Total deaths	New deaths for the week of	New deaths for the week of	Weekly change from Previous week	Total Recovered	New recovered for the week of	New recovered for the week of	Weekly change from Previous week	Active cases	New active for the week of	New active for the week of	Weekly change from Previous week	Total tests	Tests Per million People
			6 Jun.	30 May.			6 Jun.	30 May.			6 Jun.	30 May.			6 Jun.	30 May.			
North Africa	14-Feb	1,483,186	24,324	23,339	985	44,639	773	800	-27	1,300,219	20,176	15,791	4,385	138,328	3,375	6,748	-3,373	12,504,640	60,574
Algeria	26-Feb	130,958	2,233	1,865	368	3,518	53	47	6	91,198	1,573	1,279	294	36,242	607	539	68	230,861	5,265
Egypt	14-Feb	267,972	6,306	7,831	-1,525	15,352	305	326	-21	196,604	5,129	4,797	332	56,016	872	2,708	-1,836	2,869,589	28,041
Libya	25-Mar	187,281	2,100	1,870	230	3,143	18	14	4	173,189	1,552	1,692	-140	10,949	530	164	366	1,045,543	152,161
Mauritania	14-Mar	19,817	323	345	-22	468	5	5	0	18,805	330	209	121	544	-12	131	-143	275,152	59,177
Morocco	5-Mar	521,426	2,318	2,085	233	9,178	35	21	14	509,083	2,121	1,734	387	3,165	162	330	-168	6,568,573	177,959
Tunisia	5-Mar	355,732	11,044	9,343	1,701	12,980	357	387	-30	311,340	9,471	6,080	3,391	31,412	1,216	2,876	-1,660	1,514,922	128,181

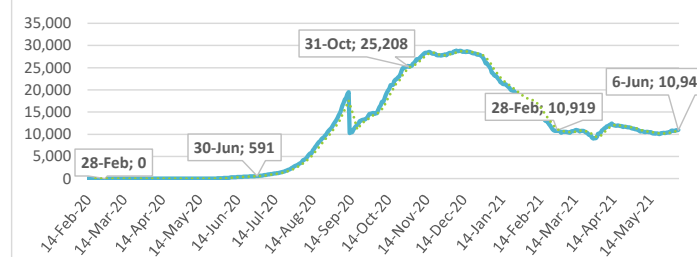
Algeria: Total Active Cases



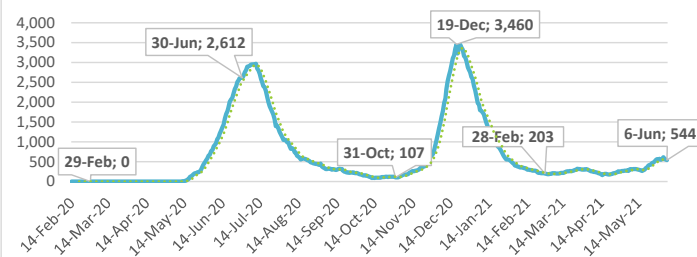
Egypt: Total Active Cases



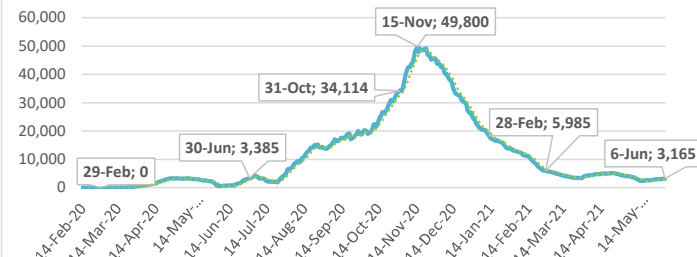
Libya: Total Active Cases



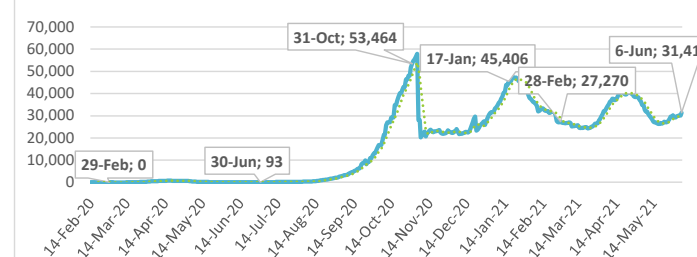
Mauritania: Total Active Cases



Morocco: Total Active Cases



Tunisia: Total Active Cases



.....: 7-day moving average



---

---

# **Southern Africa**

---

---

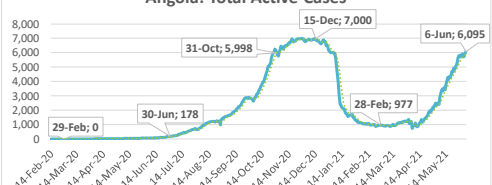
## **Highlights of the Covid-19 Situation in Southern Africa as of June 6, 2021**

- **As of Sunday, June 6, 2021, the number of total cases in the Southern Africa region reached 2,167,222.** The region reported 51,365 new cases in the review week, which is a 56.8% increase compared to the preceding week. The total number of deaths reported reached 66,372, recording 838 new deaths in the review week. The number of total recovered cases reached 2,012,707, of which 1.6% were newly recovered cases during the review week. The total number of active cases stands at 88,143, indicating an increase of 19,230 cases in the review week. The increase in the number of active cases in the region during the review week is mainly attributable to South Africa.
- **South Africa accounted for 78.3% of the total cases reported in the region since the start of the pandemic and 73.0% of the new cases in the region during the week under review.** Mauritius has the lowest number of total cases in the region at 1,458.
- **The average case fatality rate (CFR) for the region stands at 3.1%. The highest CFR in the region was reported in Zimbabwe at 4.1% and the lowest in Mozambique and Mauritius at 1.2%.**

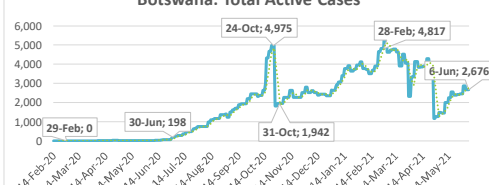
# Summary of COVID-19 tracking in Southern Africa: Situation for the week ending 6 June 2021

	Date of first case	Cases				Deaths				Recovered				Active				Test	
		Total cases	New cases for the week of	New cases for the week of	Weekly change	Total deaths	New deaths for the week of	New deaths for the week of	Weekly change from Previous week	Total Recovered	New recovered for the week of	New recovered for the week of	Weekly change from Previous week	Active cases	New active for the week of	New active for the week of	Weekly change from Previous week	Total tests	Tests Per million People
			6 Jun.	30 May.			6 Jun.	30 May.			6 Jun.	30 May.			6 Jun.	30 May.			
Southern Africa	5-Mar	2,167,222	51,365	32,748	18,617	66,372	838	768	70	2,012,707	31,297	21,442	9,855	88,143	19,230	10,538	8,692	17,890,988	83,923
Angola	27-Mar	35,772	1,406	1,925	-519	797	33	39	-6	28,880	1,114	988	126	6,095	259	898	-639	587,595	17,878
Botswana	16-Mar	56,217	2,446	2,151	295	866	35	47	-12	52,675	2,181	2,045	136	2,676	230	59	171	1,170,583	497,776
Eswatini	14-Mar	18,653	62	40	22	673	0	1	-1	17,903	36	34	2	77	26	5	21	224,851	193,810
Lesotho	13-May	10,837	6	9	-3	326	0	0	0	6,437	3	3	0	4,074	3	6	-3	94,973	44,333
Madagascar	20-Mar	41,690	424	390	34	861	26	35	-9	40,813	532	1,026	-494	16	-134	-671	537	205,083	7,406
Malawi	2-Apr	34,390	55	51	4	1,157	2	2	0	32,667	58	147	-89	566	-5	-98	93	248,986	13,016
Mauritius	18-Mar	1,458	91	74	17	18	0	1	-1	1,206	15	30	-15	234	76	43	-39	358,675	282,029
Mozambique	27-Mar	71,114	334	190	144	837	1	5	-4	69,662	155	409	-254	615	178	-224	402	560,774	17,942
Namibia	14-Mar	58,707	3,566	2,195	1,371	912	88	59	29	52,032	1,589	1,230	359	5,763	1,889	906	983	448,892	176,666
São Tomé & Príncipe	6-Apr	2,353	8	7	1	37	0	0	0	2,297	6	7	-1	19	2	0	2	13,834	63,123
South Africa	5-Mar	1,696,564	37,494	23,605	13,889	56,974	611	561	50	1,578,033	23,849	14,789	9,060	61,557	13,034	8,255	4,779	11,876,594	200,250
Zambia	18-Mar	100,278	5,228	1,849	3,379	1,308	30	10	20	93,374	1,622	596	1,026	5,596	3,576	1,243	2,339	1,614,548	87,824
Zimbabwe	25-Mar	39,189	245	262	-17	1,606	12	8	4	36,728	137	138	-1	855	96	116	-20	485,600	32,672

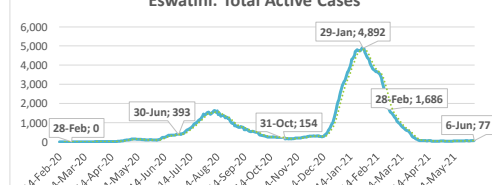
Angola: Total Active Cases



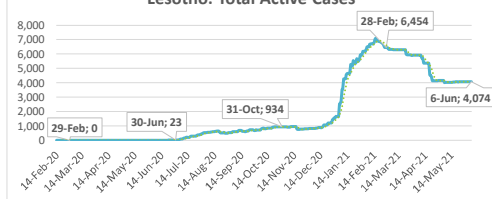
Botswana: Total Active Cases



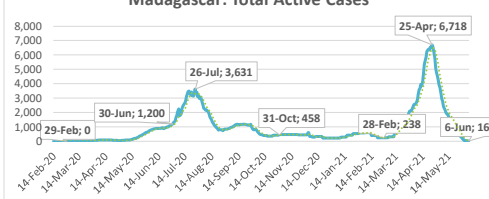
Eswatini: Total Active Cases



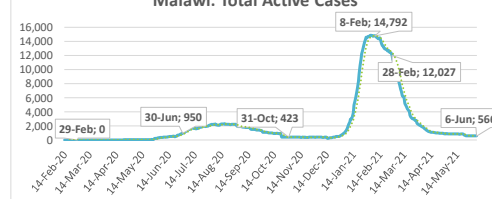
Lesotho: Total Active Cases



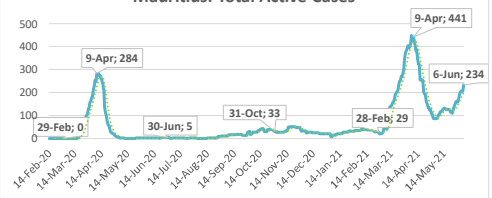
Madagascar: Total Active Cases



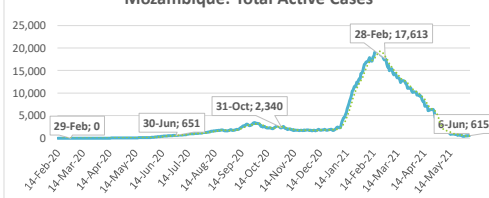
Malawi: Total Active Cases



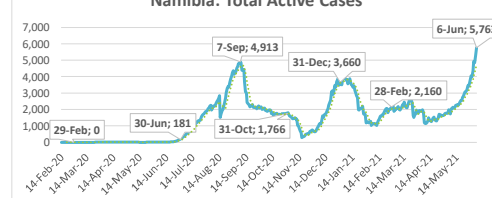
Mauritius: Total Active Cases



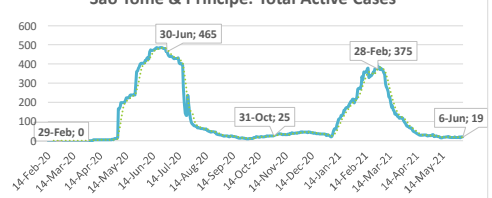
Mozambique: Total Active Cases



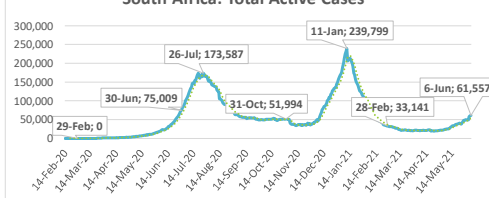
Namibia: Total Active Cases



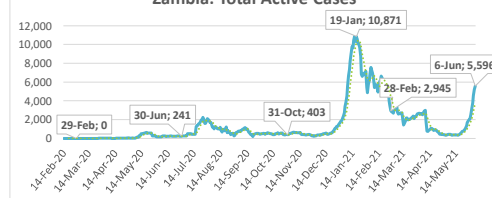
São Tomé & Príncipe: Total Active Cases



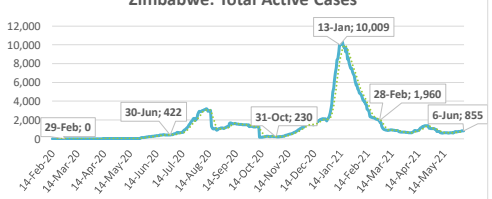
South Africa: Total Active Cases



Zambia: Total Active Cases



Zimbabwe: Total Active Cases



.....: 7-day moving average

---

---

# **West Africa**

---

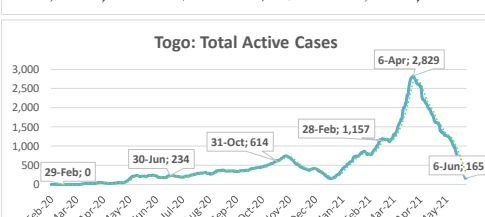
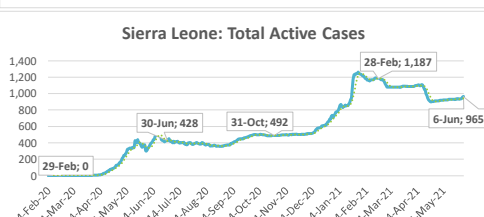
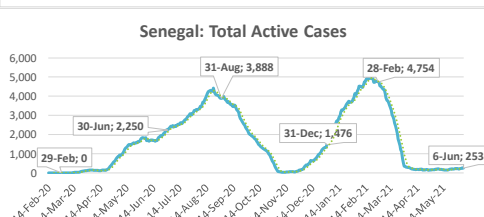
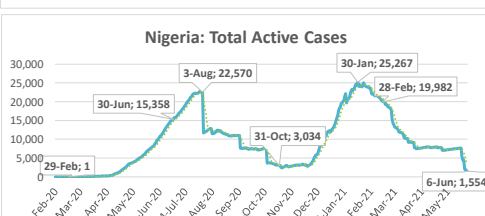
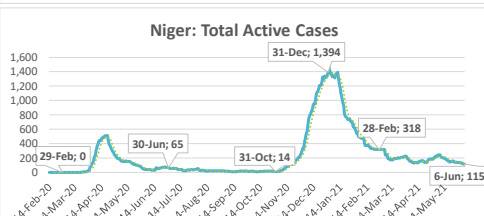
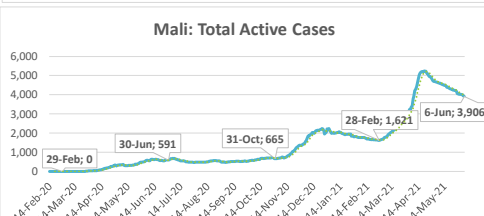
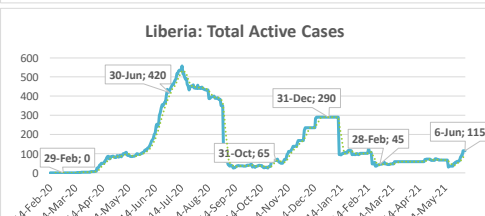
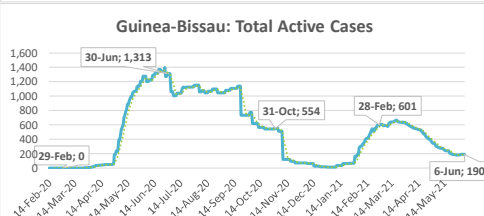
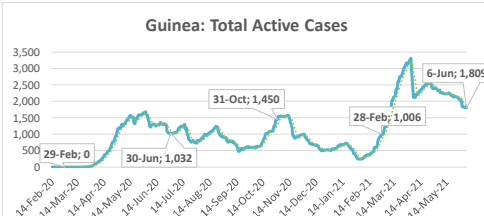
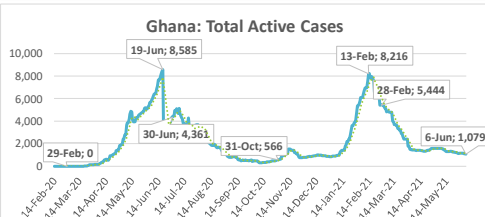
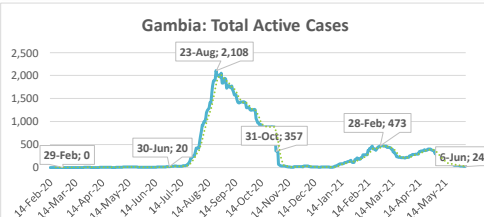
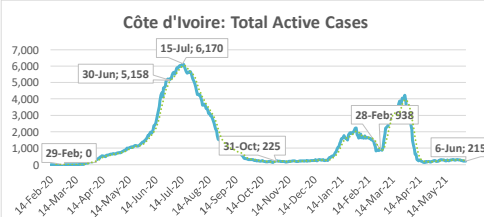
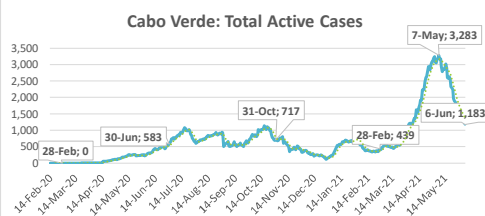
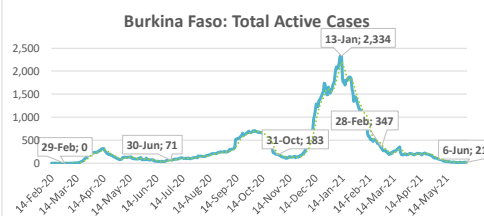
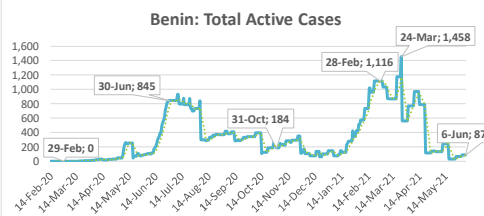
---

## **Highlights of the Covid-19 Situation in West Africa as of June 6, 2021**

- **As of Sunday, June 6, 2021, the number of total cases in the West Africa region reached 475,565.** The region reported 2,499 new cases in the review week, which is a 5.8% decline compared to the new cases reported in the preceding week. The total number of deaths reported reached 6,302, recording 68 new deaths in the review week. The number of total recovered cases reached 457,582, of which 2.1% were newly recovered cases during the review week. The total number of active cases stands at 11,681, indicating a decline of 7,383 cases in the review week. The decline in the number of active cases in the region during the review week is mainly attributable to Nigeria, followed to a lesser extent by Cabo Verde and Togo.
- **Nigeria accounted for 35.1% of the total cases reported in the region since the start of the pandemic, while Cabo Verde accounted for 29.5% of the new cases in the region during the week under review.** Liberia has the lowest number of total cases in the region at 2,250.
- **The average case fatality rate (CFR) for the region stands at 1.3%. The highest CFR in the region was reported in Liberia at 3.8% and the lowest in Côte d'Ivoire at 0.6%.**

# Summary of COVID-19 tracking in West Africa: Situation for the week ending 6 June 2021

	Date of first case	Cases				Deaths				Recovered				Active				Test	
		Total cases	New cases for the week of	New cases for the week of	Weekly change	Total deaths	New deaths for the week of	New deaths for the week of	Weekly change from Previous week	Total Recovered	New recovered for the week of	New recovered for the week of	Weekly change from Previous week	Active cases	New active for the week of	New active for the week of	Weekly change from Previous week	Total tests	Tests Per million People
			6 Jun.	30 May.			6 Jun.	30 May.			6 Jun.	30 May.			6 Jun.	30 May.			
West Africa	28-Feb	475,565	2,499	2,653	-154	6,302	68	36	32	457,582	9,814	3,832	5,982	11,681	-7,383	-1,215	-6,168	7,163,040	18,034
Benin	16-Mar	8,082	24	33	-9	102	1	0	-1	7,893	0	0	0	87	23	33	-10	604,310	49,847
Burkina Faso	9-Mar	13,453	23	15	8	167	1	1	0	13,265	17	18	-1	21	5	-4	-9	190,723	9,124
Cabo Verde	20-Mar	31,097	738	1,025	-287	267	3	8	-5	29,647	1,219	1,586	-367	1,183	-484	-569	85	231,091	415,641
Côte d'Ivoire	11-Mar	47,490	257	291	-34	306	3	5	-2	46,969	327	296	31	215	-73	-10	-63	654,588	24,815
Gambia, The	18-Mar	5,999	9	22	-13	179	1	3	-2	5,796	29	40	-11	24	-21	-21	0	81,795	33,846
Ghana	12-Mar	94,228	330	278	52	787	2	2	0	92,362	401	380	21	1,079	-73	-104	31	1,188,952	38,263
Guinea	13-Mar	23,255	83	184	-101	162	1	3	-2	21,284	313	272	41	1,809	-231	-91	-140	455,009	34,647
Guinea-Bissau	27-Mar	3,787	21	15	6	68	0	0	0	3,529	11	23	-12	190	10	-8	18	69,167	35,146
Liberia	16-Mar	2,250	71	37	34	86	0	1	-1	2,049	16	11	5	115	55	25	30	108,339	21,421
Mali	25-Mar	14,298	33	24	9	519	2	3	-1	9,873	173	258	-85	3,906	-142	-237	95	301,160	14,871
Niger	20-Mar	5,439	29	27	2	192	0	0	0	5,132	49	49	0	115	-20	-22	2	109,969	4,543
Nigeria	28-Feb	166,767	452	296	156	2,117	46	4	42	163,096	6,538	82	6,456	1,554	-6,132	210	-6,342	2,133,061	10,348
Senegal	2-Mar	41,680	293	297	-4	1,146	8	6	-2	40,281	254	269	-15	253	31	22	9	528,172	31,544
Sierra Leone	31-Mar	4,201	54	26	28	79	0	0	0	3,157	26	18	8	965	28	8	20	166,221	20,838
Togo	6-Mar	13,539	82	83	-1	125	0	0	0	13,249	441	530	-89	165	-359	-447	88	340,483	41,127



.....: 7-day moving average