



AFRICAN DEVELOPMENT BANK GROUP

Weekly Data Flash on Covid-19 in Africa¹:

The situation as of Sunday, June 13, 2021

Statistics Department (ECST)

¹ This briefing note has been prepared by Roza Mamuye Bora, Senior Statistician; Anouar Chaouch, Statistician; Soumaila Karambiri, Statistical Assistant; Regis Hauhouot Stephane, Statistical Assistant and Desire Lakpa Guy, Statistical Assistant and under the supervision of Louis Kouakou, Division Manager ECST1.

Contents

	Page
Highlights of the Covid-19 Situation in Africa as of June 13, 2021	1
Data Annexes: Africa	4
Highlights of the Covid-19 Situation in Central Africa as of June 13, 2021	6
Data Annexes: Central Africa	8
Highlights of the Covid-19 Situation in East Africa as of June 13, 2021	9
Data Annexes: East Africa	11
Highlights of the Covid-19 Situation in North Africa as of June 13, 2021	12
Data Annexes: North Africa	14
Highlights of the Covid-19 Situation in Southern Africa as of June 13, 2021	15
Data Annexes: Southern Africa	17
Highlights of the Covid-19 Situation in West Africa as of June 13, 2021	18
Data Annexes: West Africa	20

Highlights of the Covid-19 Situation in Africa as of June 13, 2021²

Vaccinations: Status Update

- In the week ending June 13, 2021, over 233.9 million new Covid-19 vaccinations were administered globally, bringing the total given since the start of the pandemic to 2,357,431,777. In terms of the geographical distribution, China accounts for 37.3% of the total number of Covid-19 vaccinations administered to date, followed by the USA at 13.1% and India at 10.7%.
- The number of African countries that have released data on rolling out Covid-19 vaccinations stands at 45, though the number of countries that have just started their vaccination roll-out could be higher. As of June 13, 2021, a total of 41,438,791 vaccinations had been administered in Africa, which represents 1.8% of total global vaccinations. Morocco accounts for 39.7% of the vaccinations carried out in Africa to date, followed by Egypt at 8.1%, Algeria (6.0%) and Nigeria (5.2%).

Covid-19 Testing in Africa

- As of Sunday, June 13, 2021, more than 50.1 million tests for Covid-19 had been administered in Africa, of which over 1.2 million were reported in the week under review. Ten countries collectively account for 69.9% of the tests conducted in Africa as of June 13, 2021: South Africa (24.3%), Morocco (13.2%), Egypt (5.9%), Ethiopia (5.6%), Nigeria (4.3%), Kenya (3.7%), Cameroon (3.4%), Zambia (3.4%), Tunisia (3.1%) and Rwanda (3.0%).
- The number of average tests per 1 million people in Africa as of June 13, 2021 stands at 37,457, which is an increase of 2.4% over the figure reported in the previous week. Botswana continues to lead on this indicator with 511,899 tests per 1 million people, followed by Cabo Verde (427,220), Gabon (377,060), Mauritius (282,029), Seychelles (218,654) and South Africa (205,592).

Confirmed, New and Active Global Covid-19 Cases

- Globally, the total number of confirmed Covid-19 cases since the start of the pandemic reached 175,887,398: the majority of which (30.3%) occurred in Asia, followed by Europe (26.7%), North America (22.7%), South America (17.3%) and Africa (2.9%). To date, 121,725,150 cases have recovered globally, representing 69.2% of confirmed global Covid-19 cases.
- The number of new cases reported globally in the review week amounted to 2,681,134, indicating a decline of 11.1% compared to the new cases recorded in the preceding week. Continued decline in the number of new cases was recorded globally in the past three weeks.

² Tanzania has not released data on Covid-19 since May 08, 2020. South Sudan has not released new data for the past three weeks.

- **The number of global deaths due to Covid-19 reached 3,799,980, of which 73,583 were recorded in the week ending June 13, 2021;** this was 60.9% lower than the number of deaths recorded in the previous week. The number of global active cases declined by 294,282 cases in the review week, to reach 50,362,268 as of June 13, 2021.
- **Africa accounted for 2.9% of the total global cases, 3.5% of deaths, 3.7% of recovered cases and 0.9% of active cases as of June 13, 2021, as detailed below.**

Confirmed, New and Active Covid-19 Cases in Africa

- **As of June 13, 2021, the total number of confirmed cases in Africa reached 5,041,382,** 76.4% of which were in nine countries, namely South Africa (34.7%), Morocco (10.4%), Tunisia (7.3%), Ethiopia (5.4%), Egypt (5.4%), Libya (3.8%), Kenya (3.5%), Nigeria (3.3%) and Algeria (2.6%). The five countries with the lowest number of cases were Mauritius, São Tomé & Príncipe, Liberia, Guinea-Bissau and Comoros, with cases ranging between 1,673 in Mauritius and 3,899 in Comoros, collectively accounting for 0.3% of the confirmed cases in Africa. Considering population size, Seychelles, Cabo Verde, Tunisia, South Africa and Libya are the five countries with the highest number of confirmed cases per million people; rates ranging from 131,140 in Seychelles to 27,165 in Libya.
- **In the week under review, a total of 121,985 new cases were reported in Africa,** which is a 31.9% increase compared to the previous week. These new cases in Africa account for 4.5% of the weekly new cases recorded globally. The Southern Africa region accounted for 61.1% of the weekly new cases in Africa, followed by North Africa (20.8%), East Africa (13.3%), Central Africa (2.9%) and West Africa (1.9%).
- **The total number of active cases in Africa increased by 45,622 cases in the review week to reach 430,957.** Currently, just six countries collectively account for 70.9% of the active cases in Africa, namely South Africa (82,736), Egypt (56,521), Kenya (51,719), Cameroon (43,519), Algeria (36,965) and Tunisia (33,908).
- **From a regional perspective, although all the regions saw increases in active cases, in the review week, 72.2% of the weekly increase is recorded in the Southern Africa region.**

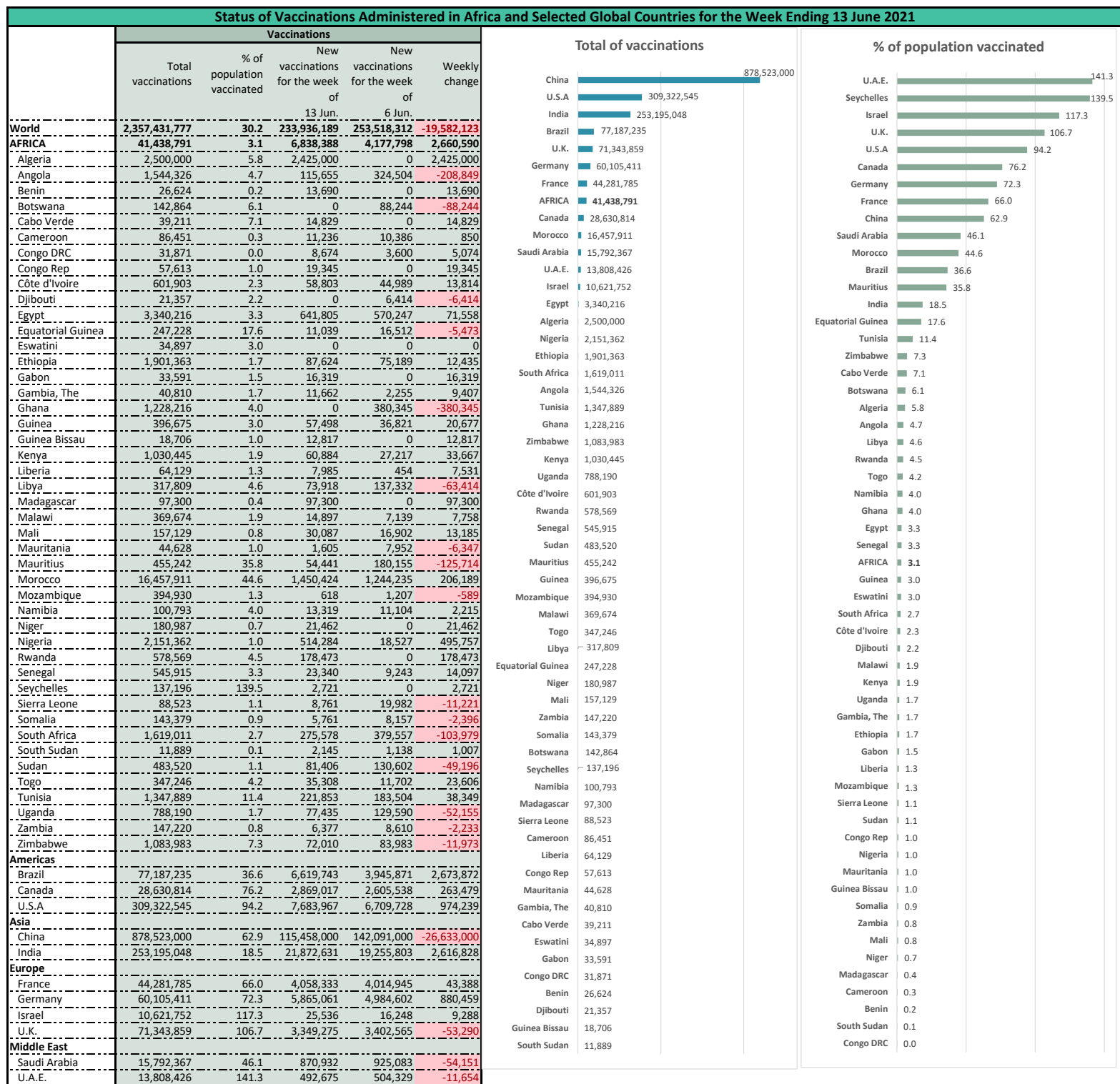
Deaths and the Case Fatality Rates in Africa

- **As of June 13, 2021, a total of 134,662 deaths had been reported in Africa since the start of the pandemic,** of which 50.1% were in Southern Africa, 33.8% in North Africa, 9.3% in East Africa, 4.7% in West Africa and 2.1% in Central Africa. The five countries with the highest number of reported deaths due to Covid-19 since the start of the pandemic are South Africa, Egypt, Tunisia, Morocco and Ethiopia, ranging from 57,765 in South Africa to 4,242 in Ethiopia. A total of 2,362 new deaths were reported in Africa in the week under review, which is an increase of 18.3% compared to the preceding week.
- **The case fatality rate (CFR), i.e. deaths per confirmed cases for Africa, stands at 2.7%, which is higher than the global CFR rate of 2.2%.** Regionally, West Africa has the lowest

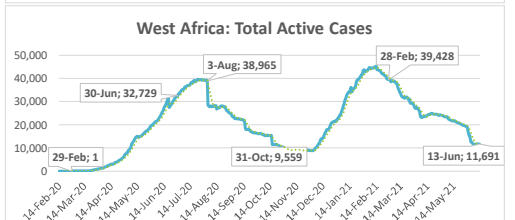
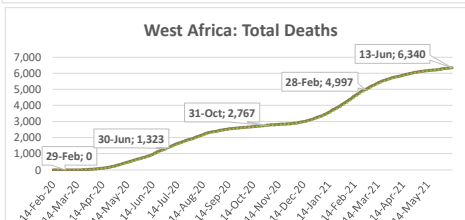
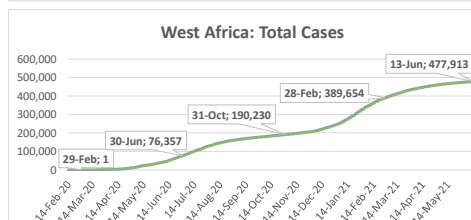
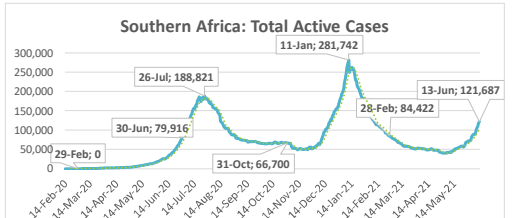
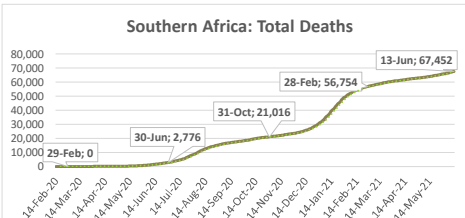
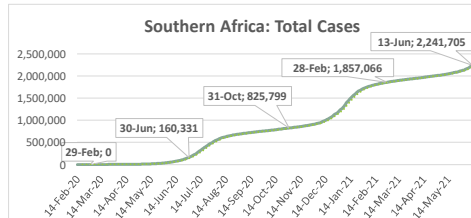
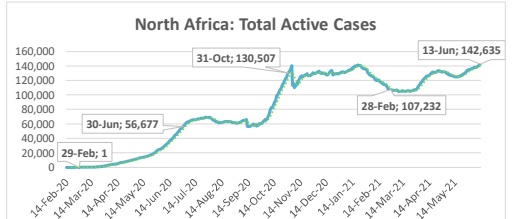
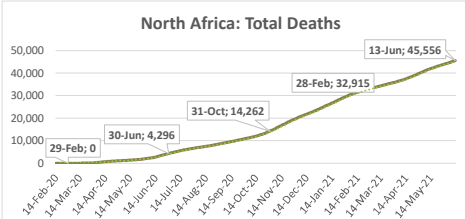
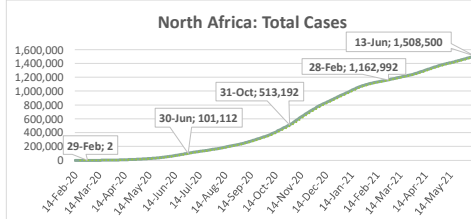
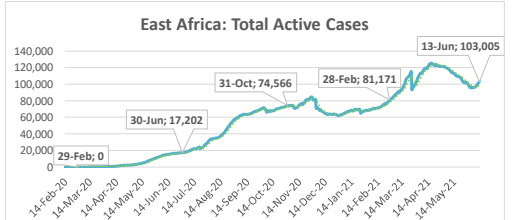
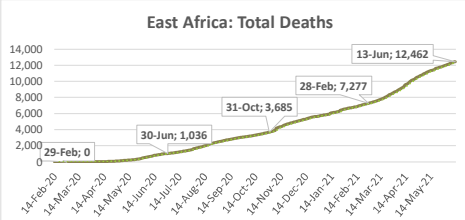
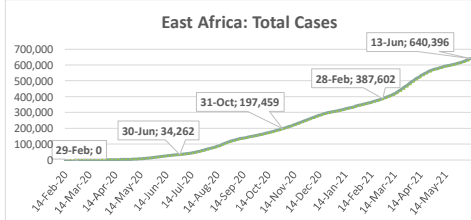
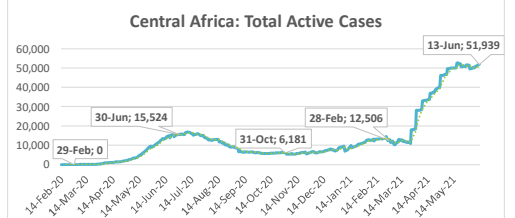
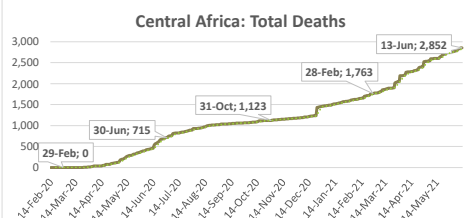
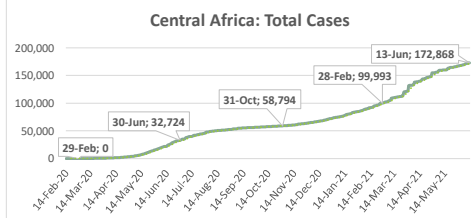
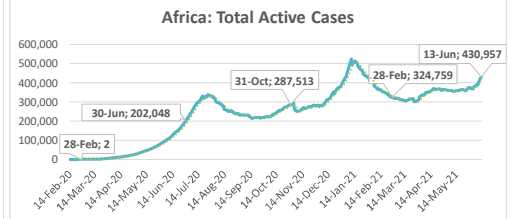
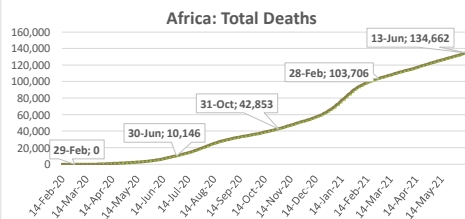
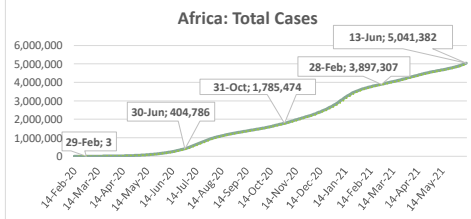
CFR at 1.3%, followed by Central Africa at 1.6%, East Africa at 1.9%, North Africa and Southern Africa at 3.0%. As of June 13, 2021, fifteen African countries recorded CFRs higher than the African average with the highest in Sudan at 7.5%, followed by Egypt (5.7%), Somalia (5.2%), Zimbabwe (4.1%), Liberia (3.7%), Comoros (3.7%), Tunisia (3.7%), Eswatini (3.6%), Mali (3.6%), Niger (3.5%), Chad (3.5%), Malawi (3.4%), South Africa (3.3%), Lesotho (3.0%) and The Gambia (3.0%).

Recovery Rates in Africa

- **As of June 13, 2021, the number of recovered cases in Africa reached 4,475,763, which represents 88.8% of its total confirmed cases.** Regionally, the recovery levels stand at 96.2% for West Africa, 91.6% for Southern Africa, 87.5% for North Africa, 82.0% for East Africa, and 68.3% for Central Africa. In the week under review 74,001 newly recovered cases were reported.



Summary of COVID-19 tracking in Africa: Situation for the week ending 13 June 2021																			
	Date of first case	Cases				Deaths				Recovered				Active				Test	
		Total cases	New cases for the week of	New cases for the week of	Weekly change from Previous week	Total deaths	New deaths for the week of	New deaths for the week of	Weekly change from Previous week	Total Recovered	New recovered for the week of	New recovered for the week of	Weekly change from Previous week	Active cases	New active for the week of	New active for the week of	Weekly change from Previous week	Total tests	Tests Per million People
World	31-Dec	175,887,398	2,681,134	3,016,419	-335,285	3,799,980	73,583	188,200	-114,617	121,725,150	2,901,833	3,576,120	-674,287	50,362,268	-294,282	-747,901	-453,619	2,585,604,728	331,709
Africa	14-Feb	5,041,382	121,985	92,506	29,479	134,662	2,362	1,996	366	4,475,763	74,001	80,200	-6,199	430,957	45,622	10,310	35,312	50,148,375	37,457
Central Africa	6-Mar	172,868	3,570	2,240	1,330	2,852	74	29	45	118,077	1,840	3,561	-1,721	51,939	1,656	-1,350	3,006	3,223,607	22,003
East Africa	13-Mar	640,396	16,270	12,078	4,192	12,462	253	288	-35	524,929	9,075	16,189	-7,114	103,005	6,942	-4,399	11,341	8,431,258	22,454
North Africa	14-Feb	1,508,500	25,314	24,324	990	45,556	917	773	144	1,320,309	20,090	20,176	-86	142,635	4,307	3,375	932	12,712,828	61,583
Southern Africa	5-Mar	2,241,705	74,483	51,365	23,118	67,452	1,080	838	242	2,052,566	40,696	31,297	9,399	121,687	32,707	19,230	13,477	18,484,252	86,706
West Africa	28-Feb	477,913	2,348	2,499	-151	6,340	38	68	-30	459,882	2,300	9,814	-7,514	11,691	10	-7,383	7,393	7,296,430	18,369



.....: 7-day moving average

Central Africa

Highlights of the Covid-19 Situation in Central Africa as of June 13, 2021

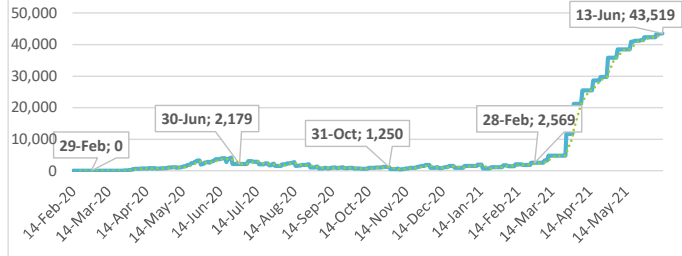
- **As of Sunday, June 13, 2021, the number of reported total cases in the Central Africa region reached 172,868.** The region reported 3,570¹ new cases in the review week, which is a 59.4% increase compared to the number recorded in the preceding week. The total number of deaths reported since the start of the pandemic reached 2,852, recording 74 new deaths in the review week. The number of total recovered cases reached 118,077, of which 1.6% were newly recovered cases during the review week. The total number of active cases stands at 51,939, indicating an increase of 1,656 cases in the review week. The increase in the number of active cases in the region during the review week is mainly attributable to the Democratic Republic of and Cameroon.
- **Cameroon accounted for 46.3% of the total cases reported in the region since the start of the pandemic, while the Democratic Republic of Congo accounted for 56.8% of the new cases during the week under review.** Chad has recorded the lowest number of total cases in the Central region since the onset of the pandemic at 4,942.
- **The average case fatality rate (CFR) for the region stands at 1.6%. The highest CFR in the region was reported in Chad at 3.5% and the lowest in Gabon at 0.6%.**

¹ Cameroon reported cumulative data for the past two weeks.

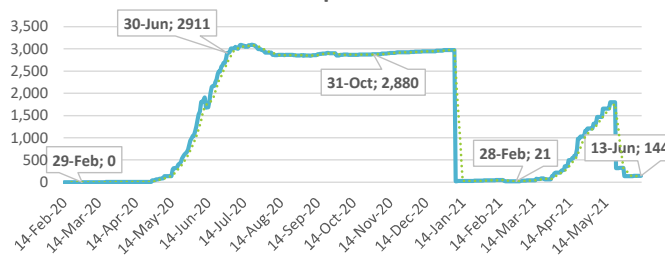
Summary of COVID-19 tracking in Central Africa: Situation for the week ending 13 June 2021

	Date of first case	Cases				Deaths				Recovered				Active				Test	
		Total cases	New cases for the week of	New cases for the week of	Weekly change	Total deaths	New deaths for the week of	New deaths for the week of	Weekly change from Previous week	Total Recovered	New recovered for the week of	New recovered for the week of	Weekly change from Previous week	Active cases	New active for the week of	New active for the week of	Weekly change from Previous week	Total tests	Tests Per million People
			13 Jun.	6 Jun.			13 Jun.	6 Jun.			13 Jun.	6 Jun.			13 Jun.	6 Jun.			
Central Africa	6-Mar	172,868	3,570	2,240	1,330	2,852	74	29	45	118,077	1,840	3,561	-1,721	51,939	1,656	-1,350	3,006	3,223,607	22,003
Cameroon	6-Mar	80,090	1,161	0	1,161	1,310	35	0	35	35,261	0	0	0	43,519	1,126	0	1,126	1,718,937	64,753
Central African Rep.	15-Mar	7,101	10	0	10	98	0	0	0	6,859	0	0	0	144	10	0	10	55,791	11,551
Chad	19-Mar	4,942	3	10	-7	174	0	1	-1	4,767	10	11	-1	1	-7	-2	-5	129,186	7,865
Congo Rep. of	15-Mar	12,121	201	262	-61	160	5	2	3	11,211	620	2,383	-1,763	750	-424	-2,123	1,699	158,304	28,688
Congo Dem. Rep.	10-Mar	35,228	2,026	1,645	381	834	30	22	8	27,825	74	86	-12	6,569	1,922	1,537	385	172,823	1,930
Equatorial Guinea	14-Mar	8,650	24	97	-73	120	2	0	2	8,413	210	57	153	117	-188	40	-228	149,330	106,437
Gabon	12-Mar	24,736	145	226	-81	156	2	4	-2	23,741	926	1,024	-98	839	-783	-802	19	839,236	377,060

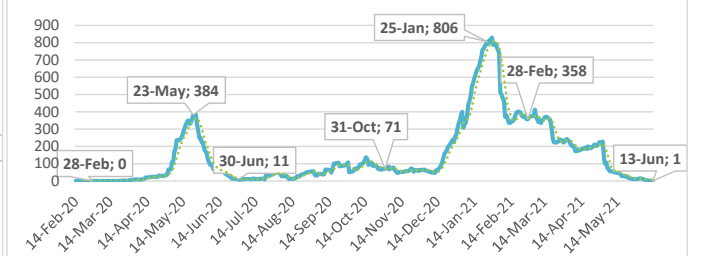
Cameroon: Total Active Cases



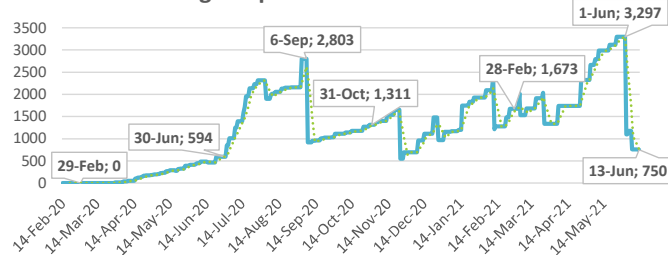
Central African Rep: Total Active Cases



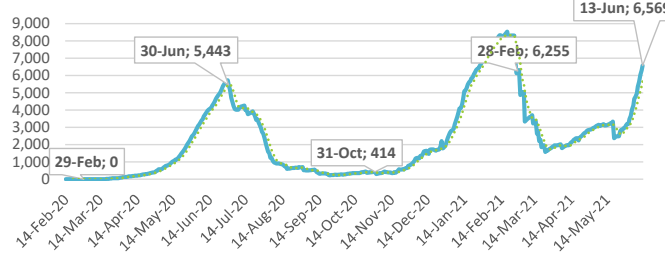
Chad: Total Active Cases



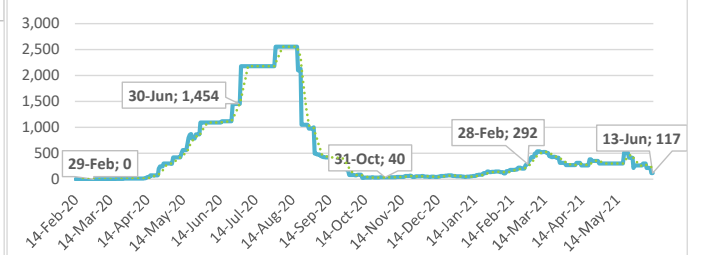
Congo Rep. of: Total Active Cases



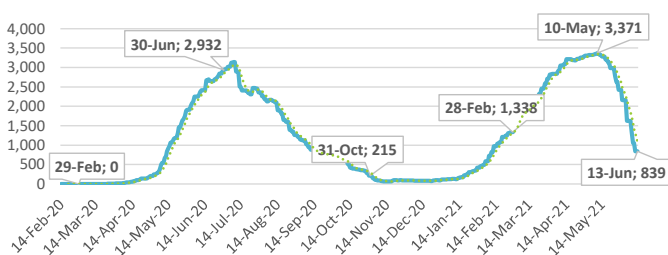
Congo Dem. Rep.: Total Active Cases



Equatorial Guinea: Total Active Cases



Gabon: Total Active Cases



.....: 7-day moving average

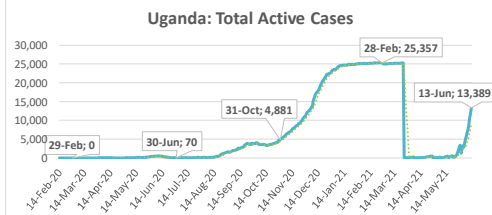
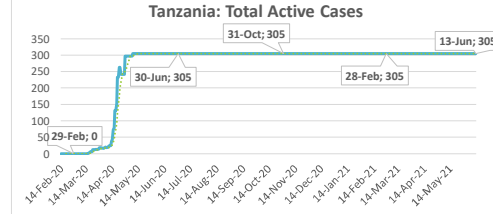
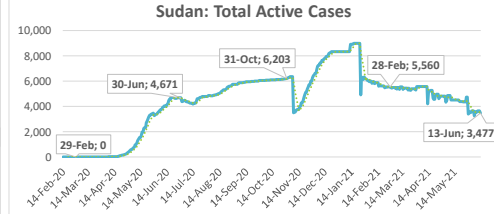
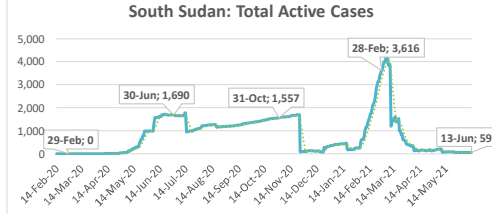
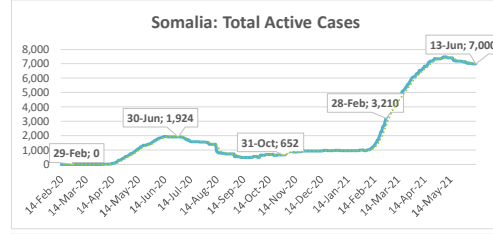
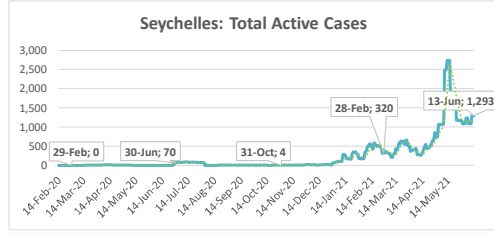
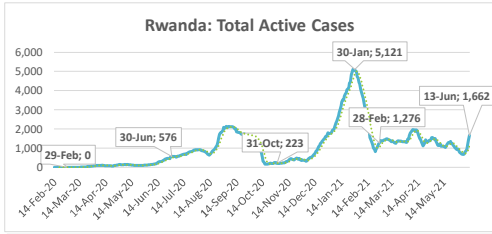
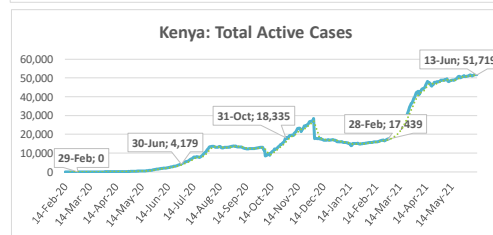
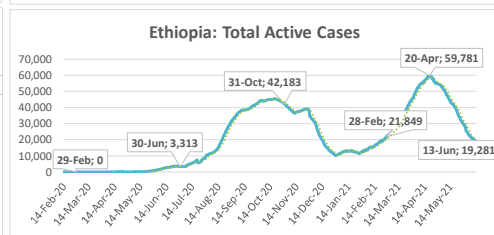
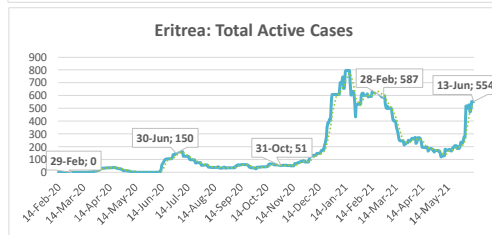
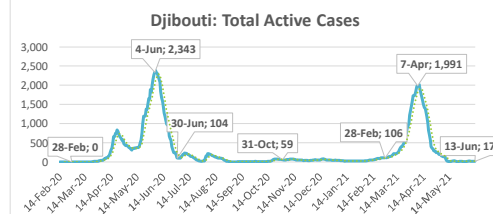
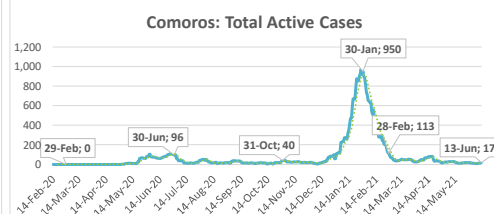
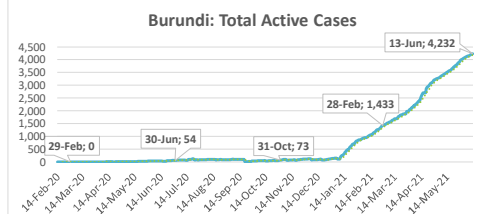
East Africa

Highlights of the Covid-19 Situation in East Africa as of June 13, 2021

- **As of Sunday, June 13, 2021, the number of total cases in the East Africa region reached 640,396.** The region reported 16,270 new cases in the review week, which is a 34.7% increase compared to the preceding week. The total number of deaths reported reached 12,462, recording 253 new deaths in the review week. The number of total recovered cases reached 524,929, of which 1.7% were newly recovered cases during the review week. The total number of active cases stands at 103,005, indicating an increase of 6,942 cases in the review week. The increase in the number of active cases in the region during the review week is mainly attributable to Uganda.
- **Ethiopia accounted for 42.8% of the total cases reported in the region since the start of the pandemic, while Uganda accounted for 55.6% of the new cases in the region during the week under review.** Comoros has reported the lowest number of total cases in the region since the start of the pandemic at 3,899.¹
- **The average case fatality rate (CFR) for the region stands at 1.9%. The highest CFR in the region was reported in Sudan at 7.5% and the lowest in Burundi at 0.2%.**

¹ This precludes Tanzania, which has not released data since May 08, 2020.

Summary of COVID-19 tracking in East Africa: Situation for the week ending 13 June 2021																			
	Date of first case	Cases				Deaths				Recovered				Active				Test	
		Total cases	New cases for the week of	New cases for the week of	Weekly change	Total deaths	New deaths for the week of	New deaths for the week of	Weekly change from Previous week	Total Recovered	New recovered for the week of	New recovered for the week of	Weekly change from Previous week	Active cases	New active for the week of	New active for the week of	Weekly change from Previous week	Total tests	Tests Per million People
East Africa	13-Mar	640,396	16,270	12,078	4,192	12,462	253	288	-35	524,929	9,075	16,189	-7,114	103,005	6,942	-4,399	11,341	8,431,258	22,454
Burundi	31-Mar	5,013	108	151	-43	8	0	2	-2	773	0	0	0	4,232	108	149	-41	309,390	26,019
Comoros	2-May	3,899	11	7	-4	146	0	0	0	3,736	0	17	-17	17	11	-10	21	6,227	7,161
Djibouti	18-Mar	11,572	10	34	-24	154	0	0	0	11,401	16	21	-5	17	-6	13	-19	172,823	174,922
Eritrea	21-Mar	4,848	421	366	55	16	2	0	2	4,278	384	82	302	554	35	284	-249	23,693	6,681
Ethiopia	13-Mar	274,187	1,273	1,569	-296	4,242	33	54	-21	250,664	4,417	8,703	-4,286	19,281	-3,177	-7,188	4,011	2,786,990	24,242
Kenya	13-Mar	175,337	2,846	1,844	1,002	3,410	123	130	-7	120,208	2,613	819	1,794	51,719	110	895	-785	1,866,825	34,718
Rwanda	14-Mar	28,373	1,128	327	801	370	10	8	2	26,341	116	616	-500	1,662	1,002	-297	1,299	1,505,711	116,251
Seychelles	15-Mar	12,973	815	1,013	-198	46	4	2	2	11,634	751	947	-196	1,293	60	64	-4	21,504	218,654
Somalia	16-Mar	14,817	69	88	-19	774	1	4	-3	7,043	100	179	-79	7,000	-32	-95	63	139,852	8,799
South Sudan	5-Apr	10,688	0	0	0	115	0	0	0	10,514	0	0	0	59	0	0	0	164,472	14,693
Sudan	13-Mar	36,203	547	367	180	2,732	35	67	-32	29,994	278	446	-168	3,477	234	-146	380	232,965	5,313
Tanzania	16-Mar	509	21	183	305	3,880	65
Uganda	21-Mar	61,977	9,042	6,312	2,730	428	45	21	24	48,160	400	4,359	-3,959	13,389	8,597	1,932	6,665	1,196,926	26,167



.....: 7-day moving average

North Africa

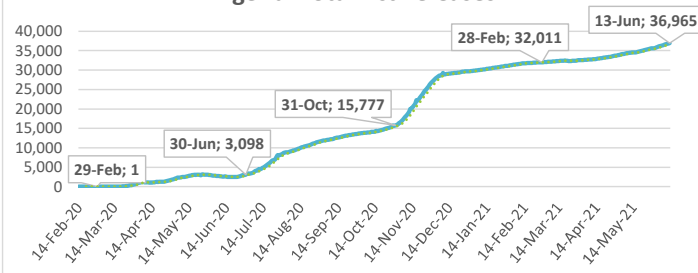
Highlights of the Covid-19 Situation in North Africa as of June 13, 2021

- **As of Sunday, June 13, 2021, the number of total cases in the North Africa region reached 1,508,500.** The region reported 25,314 new cases in the review week, which is a 4.1% increase compared to the preceding week. The total number of deaths reported reached 45,556, recording 917 new deaths in the review week. The number of total recovered cases reached 1,320,309, of which 1.5% were newly recovered cases during the review week. The total number of active cases stands at 142,635, indicating an increase of 4,307 cases in the review week. The increase in the number of active cases in the region during the review week is mainly attributable to Tunisia followed to a lesser extent by Algeria, Egypt and Morocco.
- **Morocco accounted for 34.7% of the total cases reported in the region since the start of the pandemic, while Tunisia accounted for 52.1% of the new cases in the region during the week under review.** Mauritania has reported the lowest number of total cases in the region since the start of the pandemic at 20,073.
- **The average case fatality rate (CFR) for the region currently stands at 3.0%. The highest CFR in the region was reported in Egypt at 5.7% and the lowest in Libya at 1.7%.**

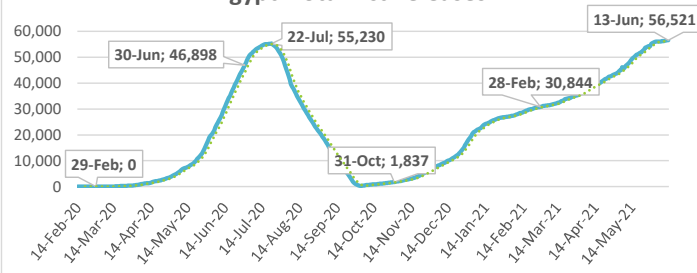
Summary of COVID-19 tracking in North Africa: Situation for the week ending 13 June 2021

	Date of first case	Cases				Deaths				Recovered				Active				Test	
		Total cases	New cases for the week of	New cases for the week of	Weekly change	Total deaths	New deaths for the week of	New deaths for the week of	Weekly change from Previous week	Total Recovered	New recovered for the week of	New recovered for the week of	Weekly change from Previous week	Active cases	New active for the week of	New active for the week of	Weekly change from Previous week	Total tests	Tests Per million People
			13 Jun.	6 Jun.			13 Jun.	6 Jun.			13 Jun.	6 Jun.			13 Jun.	6 Jun.			
North Africa	14-Feb	1,508,500	25,314	24,324	990	45,556	917	773	144	1,320,309	20,090	20,176	-86	142,635	4,307	3,375	932	12,712,828	61,583
Algeria	26-Feb	133,388	2,430	2,233	197	3,571	53	53	0	92,852	1,654	1,573	81	36,965	723	607	116	230,861	5,265
Egypt	14-Feb	273,182	5,210	6,306	-1,096	15,623	271	305	-34	201,038	4,434	5,129	-695	56,521	505	872	-367	2,937,600	28,706
Libya	25-Mar	189,059	1,778	2,100	-322	3,161	18	18	0	174,666	1,477	1,552	-75	11,232	283	530	-247	1,067,447	155,349
Mauritania	14-Mar	20,073	256	323	-67	475	7	5	2	19,142	337	330	7	456	-88	-12	-76	284,418	61,170
Morocco	5-Mar	523,890	2,464	2,318	146	9,211	33	35	-2	511,126	2,043	2,121	-78	3,553	388	162	226	6,629,674	179,615
Tunisia	5-Mar	368,908	13,176	11,044	2,132	13,515	535	357	178	321,485	10,145	9,471	674	33,908	2,496	1,216	1,280	1,562,828	132,234

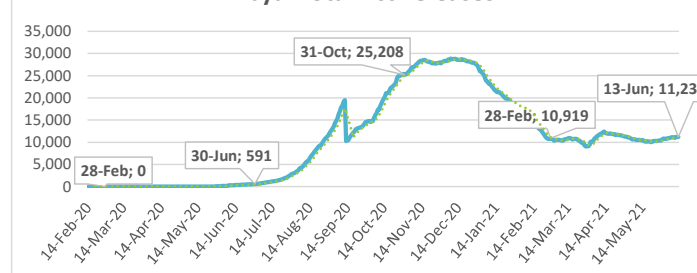
Algeria: Total Active Cases



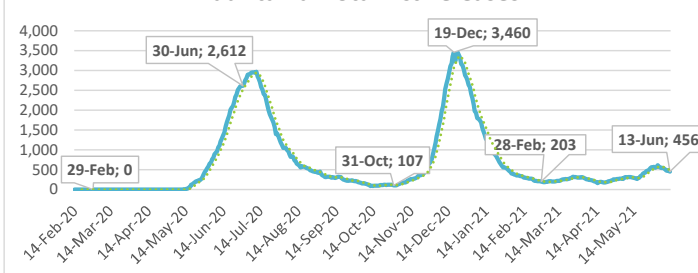
Egypt: Total Active Cases



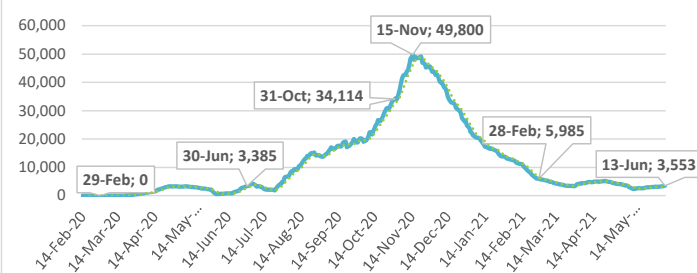
Libya: Total Active Cases



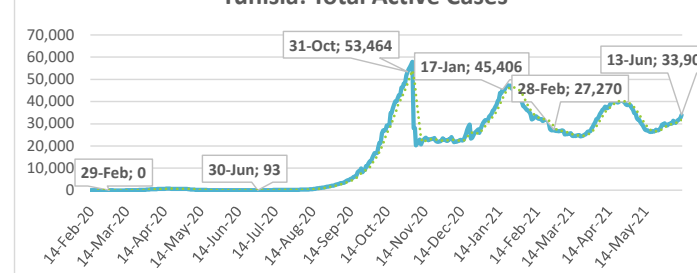
Mauritania: Total Active Cases



Morocco: Total Active Cases



Tunisia: Total Active Cases



.....: 7-day moving average

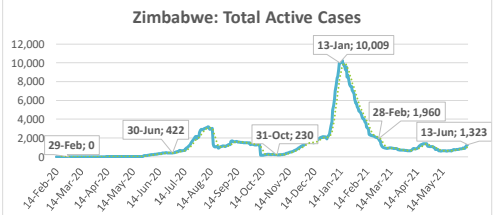
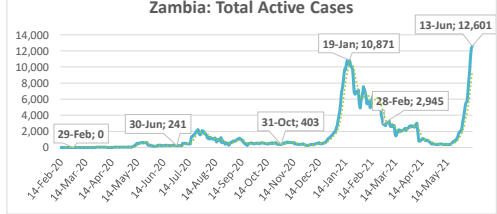
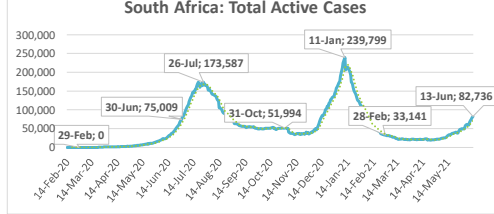
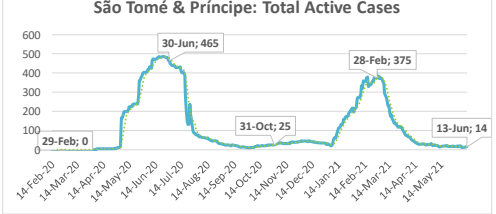
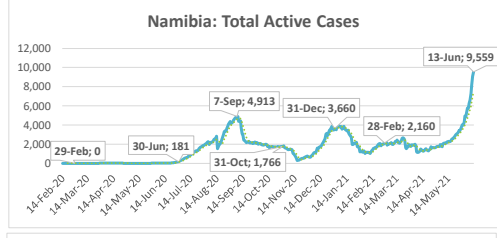
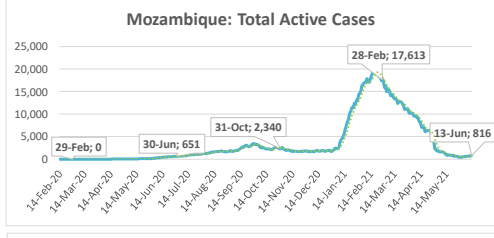
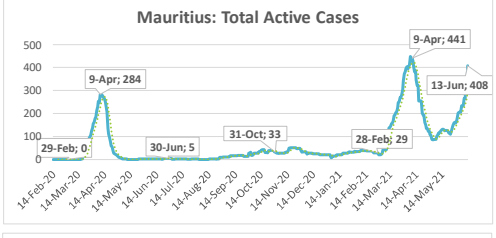
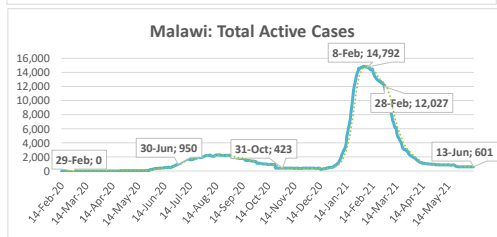
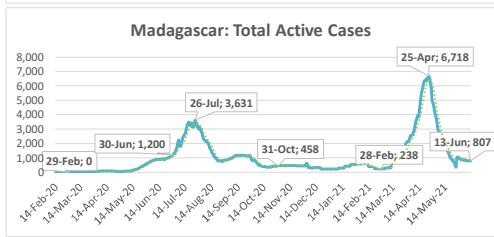
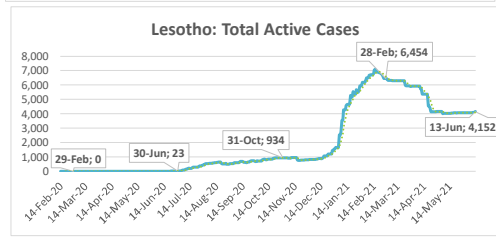
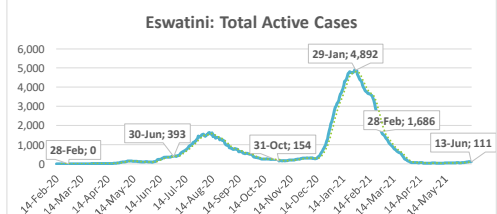
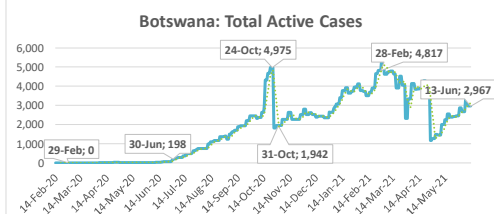
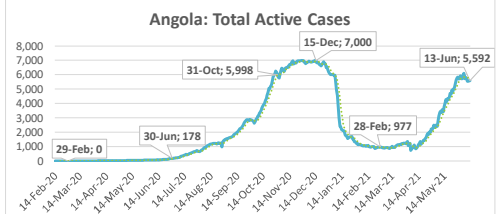
Southern Africa

Highlights of the Covid-19 Situation in Southern Africa as of June 13, 2021

- **As of Sunday, June 13, 2021, the number of total cases in the Southern Africa region reached 2,241,705.** The region reported 74,483 new cases in the review week, which is a 45.0% increase compared to the preceding week. The total number of deaths reported reached 67,452, recording 1,080 new deaths in the review week. The number of total recovered cases reached 2,052,566, of which 2.0% were newly recovered cases during the review week. The total number of active cases stands at 121,687, indicating an increase of 33,544 cases in the review week. The increase in the number of active cases in the region during the review week is mainly attributable to South Africa followed to a lesser extent by Zambia.
- **South Africa accounted for 77.9% of the total cases reported in the region since the start of the pandemic and 67.8% of the new cases in the region during the week under review.** Mauritius has the lowest number of total cases in the region at 1,673.
- **The average case fatality rate (CFR) for the region stands at 3.0%. The highest CFR in the region was reported in Zimbabwe at 4.1% and the lowest in Mauritius at 1.1%.**

Summary of COVID-19 tracking in Southern Africa: Situation for the week ending 13 June 2021

	Date of first case	Cases				Deaths				Recovered				Active				Test	
		Total cases	New cases for the week of	New cases for the week of	Weekly change	Total deaths	New deaths for the week of	New deaths for the week of	Weekly change from Previous week	Total Recovered	New recovered for the week of	New recovered for the week of	Weekly change from Previous week	Active cases	New active for the week of	New active for the week of	Weekly change from Previous week	Total tests	Tests Per million People
		13 Jun.	6 Jun.	6 Jun.		13 Jun.	6 Jun.	6 Jun.		13 Jun.	6 Jun.	6 Jun.		13 Jun.	6 Jun.	6 Jun.			
Southern Africa	5-Mar	2,241,705	74,483	51,365	23,118	67,452	1,080	838	242	2,052,566	40,696	31,297	9,399	121,687	32,707	19,230	13,477	18,484,252	86,706
Angola	27-Mar	36,705	933	1,406	-473	831	34	33	1	30,282	1,402	1,114	288	5,592	-503	259	-762	598,634	18,214
Botswana	16-Mar	59,480	3,263	2,446	817	896	30	35	-5	55,617	2,942	2,181	761	2,967	291	230	61	1,203,796	511,899
Eswatini	14-Mar	18,736	83	62	21	676	3	0	3	17,949	46	36	10	111	34	26	8	228,900	197,300
Lesotho	13-May	10,921	84	6	78	326	0	0	0	6,443	6	3	3	4,152	78	3	75	101,778	47,510
Madagascar	20-Mar	41,933	243	424	-181	887	26	26	0	40,239	263	532	-269	807	-46	-134	88	208,250	7,520
Malawi	2-Apr	34,485	95	55	40	1,159	2	2	0	32,725	58	58	0	601	35	-5	40	252,527	13,201
Mauritius	18-Mar	1,673	215	91	124	18	0	0	0	1,247	41	15	26	408	174	76	98	358,675	282,029
Mozambique	27-Mar	71,538	424	334	90	841	4	1	3	69,881	219	155	64	816	201	178	23	568,101	18,176
Namibia	14-Mar	65,089	6,382	3,566	2,816	995	83	88	-5	54,535	2,503	1,589	914	9,559	3,796	1,889	1,907	468,538	184,398
São Tomé & Príncipe	6-Apr	2,358	5	8	-3	37	0	0	0	2,307	10	6	4	14	-5	2	-7	14,270	65,113
South Africa	5-Mar	1,747,082	50,518	37,494	13,024	57,765	791	611	180	1,606,581	28,548	23,849	4,699	82,736	21,179	13,034	8,145	12,193,414	205,592
Zambia	18-Mar	111,746	11,468	5,228	6,240	1,389	81	30	51	97,756	4,382	1,622	2,760	12,601	7,005	3,576	3,429	1,690,749	91,969
Zimbabwe	25-Mar	39,959	770	245	525	1,632	26	12	14	37,004	276	137	139	1,323	468	96	372	596,620	40,141



.....: 7-day moving average

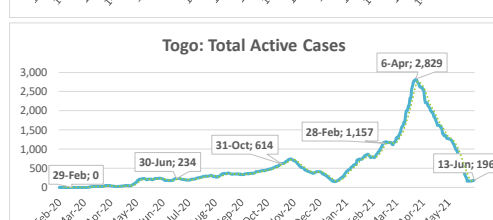
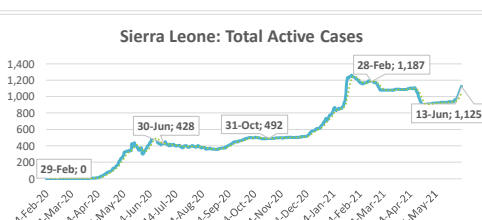
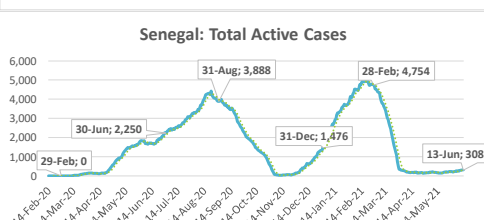
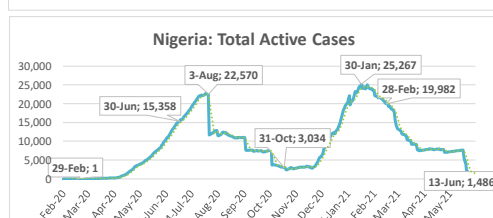
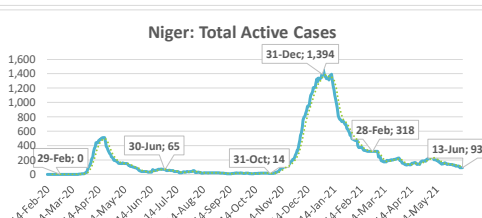
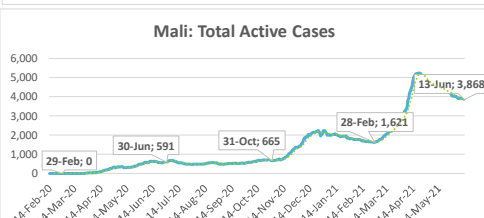
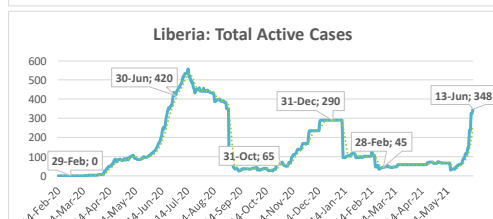
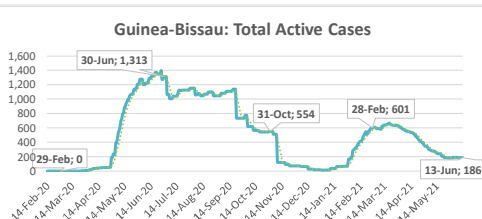
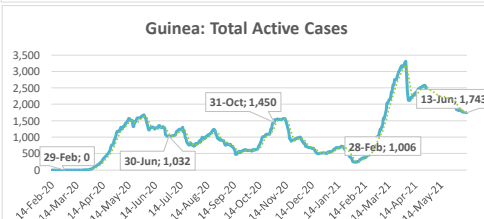
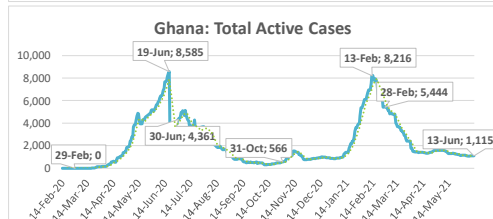
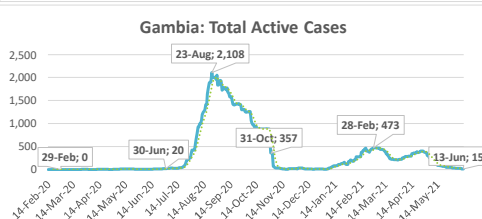
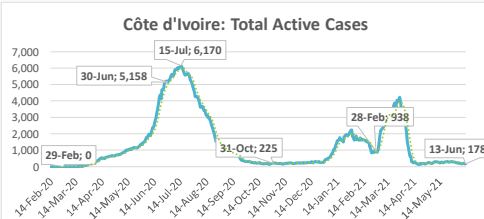
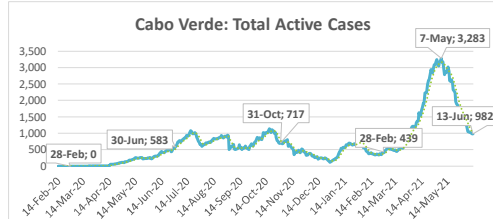
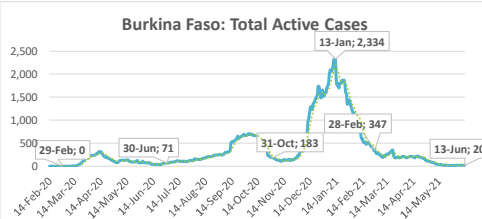
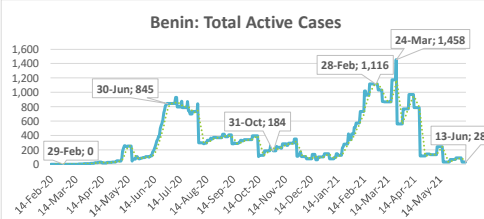
West Africa

Highlights of the Covid-19 Situation in West Africa as of June 13, 2021

- **As of Sunday, June 13, 2021, the number of total cases in the West Africa region reached 477,913.** The region reported 2,348 new cases in the review week, which is a 6.0% decline compared to the new cases reported in the preceding week. The total number of deaths reported reached 6,340, recording 38 new deaths in the review week. The number of total recovered cases reached 459,882, of which 0.5% were newly recovered cases during the review week. The total number of active cases stands at 11,691, indicating an increase of 10 cases in the review week. All the countries in the region, except four (Ghana, Sierra Leone, Senegal and Togo), saw declines in active cases during the review week.
- **Nigeria accounted for 35.0% of the total cases reported in the West region since the start of the pandemic, while Cabo Verde accounted for 20% of the new cases in the region during the week under review.** Liberia has the lowest number of total cases in the region since the start of the pandemic at 2,535.
- **The average case fatality rate (CFR) for the region stands at 1.3%. The highest CFR in the region was reported in Liberia at 3.7% and the lowest in Côte d'Ivoire at 0.6%.**

Summary of COVID-19 tracking in West Africa: Situation for the week ending 13 June 2021

	Date of first case	Cases				Deaths				Recovered				Active				Test	
		Total cases	New cases for the week of	New cases for the week of	Weekly change	Total deaths	New deaths for the week of	New deaths for the week of	Weekly change from Previous week	Total Recovered	New recovered for the week of	New recovered for the week of	Weekly change from Previous week	Active cases	New active for the week of	New active for the week of	Weekly change from Previous week	Total tests	Tests Per million People
		13 Jun.	6 Jun.			13 Jun.	6 Jun.			13 Jun.	6 Jun.			13 Jun.	6 Jun.				
West Africa	28-Feb	477,913	2,348	2,499	-151	6,340	38	68	-30	459,882	2,300	9,814	-7,514	11,691	10	-7,383	7,393	7,296,430	18,369
Benin	16-Mar	8,109	27	24	-3	102	0	1	-1	7,979	86	0	86	28	-59	23	-82	604,310	49,847
Burkina Faso	9-Mar	13,459	6	23	-17	167	0	1	-1	13,272	7	17	-10	20	-1	5	-6	192,022	9,186
Cabo Verde	20-Mar	31,571	474	738	-264	273	6	3	-3	30,316	669	1,219	-550	982	-201	-484	283	237,529	427,220
Côte d'Ivoire	11-Mar	47,662	172	257	-85	306	0	3	-3	47,178	209	327	-118	178	-37	-73	36	672,653	25,500
Gambia, The	18-Mar	6,008	9	9	0	180	1	1	0	5,813	17	29	-12	15	-9	-21	12	81,795	33,846
Ghana	12-Mar	94,493	265	330	-65	789	2	2	0	92,589	227	401	-174	1,115	-36	-73	109	1,208,386	38,889
Guinea	13-Mar	23,398	143	83	-60	167	5	1	4	21,488	204	313	-109	1,743	-66	-231	165	460,401	35,057
Guinea-Bissau	27-Mar	3,803	16	21	-5	69	1	0	1	3,548	19	11	8	186	-4	10	-14	35,784	35,784
Liberia	16-Mar	2,535	285	71	-214	93	7	0	7	2,094	45	16	29	348	233	55	178	112,194	22,183
Mali	25-Mar	14,350	52	33	-19	523	4	2	2	9,959	86	173	-87	3,868	-38	-142	104	306,591	15,140
Niger	20-Mar	5,446	7	29	-22	192	0	0	0	5,161	29	49	-20	93	-22	-20	-2	111,417	4,603
Nigeria	28-Feb	167,066	299	452	-153	2,117	0	46	-46	163,463	367	6,538	-6,171	1,486	-68	-6,132	6,064	2,180,444	10,578
Senegal	2-Mar	41,998	318	293	-25	1,154	8	8	0	40,536	255	254	1	308	55	31	24	538,569	32,165
Sierra Leone	31-Mar	4,388	187	54	-133	82	3	0	3	3,181	24	26	-2	1,125	160	28	-132	173,237	21,717
Togo	6-Mar	13,627	88	82	6	126	1	0	1	13,305	56	441	-385	196	31	-359	390	346,459	41,849



.....: 7-day moving average