



AFRICAN DEVELOPMENT BANK GROUP

Weekly Data Flash on Covid-19 in Africa¹:

The situation as of Sunday, June 20, 2021

Statistics Department (ECST)

¹ This briefing note has been prepared by Roza Mamuye Bora, Senior Statistician; Anouar Chaouch, Statistician; Soumaila Karambiri, Statistical Assistant; Regis Hauhouot Stephane, Statistical Assistant and Desire Lakpa Guy, Statistical Assistant and under the supervision of Louis Kouakou, Division Manager ECST1.

Contents

	Page
Highlights of the Covid-19 Situation in Africa as of June 20, 2021	1
Data Annexes: Africa	4
Highlights of the Covid-19 Situation in Central Africa as of June 20, 2021	6
Data Annexes: Central Africa	8
Highlights of the Covid-19 Situation in East Africa as of June 20, 2021	9
Data Annexes: East Africa	11
Highlights of the Covid-19 Situation in North Africa as of June 20, 2021	12
Data Annexes: North Africa	14
Highlights of the Covid-19 Situation in Southern Africa as of June 20, 2021	15
Data Annexes: Southern Africa	17
Highlights of the Covid-19 Situation in West Africa as of June 20, 2021	18
Data Annexes: West Africa	20

Highlights of the Covid-19 Situation in Africa as of June 20, 2021²

Vaccinations: Status Update

- In the week ending June 20, 2021, over 267.9 million new Covid-19 vaccinations were administered globally, bringing the total given since the start of the pandemic to 2,625,391,424. In terms of the geographical distribution, China accounts for 38.5% of the total number of Covid-19 vaccinations administered to date, followed by the USA at 12.1% and India at 10.5%.
- The number of African countries that have released data on rolling out Covid-19 vaccinations stands at 45, though the number of countries that have just started their vaccination roll-out could be higher. As of June 20, 2021, a total of 44,303,897 vaccinations had been administered in Africa, which represents 1.7% of total global vaccinations. Morocco accounts for 39.5% of the vaccinations carried out in Africa to date, followed by Egypt at 8.6%, Algeria (5.6%) and Nigeria (5.3%).

Covid-19 Testing in Africa

- As of Sunday, June 20, 2021, more than 51.2 million tests for Covid-19 had been administered in Africa, of which over 1.1 million were reported in the week under review. Ten countries collectively account for 69.9% of the tests conducted in Africa as of June 20, 2021: South Africa (24.5%), Morocco (13.1%), Egypt (5.8%), Ethiopia (5.5%), Nigeria (4.4%), Kenya (3.7%), Zambia (3.5%), Cameroon (3.4%), Tunisia (3.1%) and Rwanda (3.0%).
- The number of average tests per 1 million people in Africa as of June 20, 2021 stands at 38,302, which is an increase of 2.3% over the figure reported in the previous week. Botswana continues to lead on this indicator with 529,420 tests per 1 million people, followed by Cabo Verde (431,962), Gabon (384,622), Mauritius (282,029), Seychelles (218,654) and South Africa (211,596).

Confirmed, New and Active Global Covid-19 Cases

- Globally, the total number of confirmed Covid-19 cases since the start of the pandemic reached 178,433,387: the majority of which (30.4%) occurred in Asia, followed by Europe (26.5%), North America (22.5%), South America (17.7%) and Africa (2.9%). To date, 124,222,460 cases have recovered globally, representing 69.6% of confirmed global Covid-19 cases.
- The number of new cases reported globally in the review week amounted to 2,545,989, indicating a decline of 5.0% compared to the new cases recorded in the preceding week. Continued decline in the number of new cases was recorded globally in the past four weeks.

² Tanzania has not released data on Covid-19 since May 08, 2020. Central African Republic has not released new data for the review week

- **The number of global deaths due to Covid-19 reached 3,864,703, of which 64,723 were recorded in the week ending June 20, 2021;** this was 12.0% lower than the number of deaths recorded in the previous week. The number of global active cases declined by 16,044 cases in the review week, to reach 50,346,224 as of June 20, 2021.
- **Africa accounted for 2.9% of the total global cases, 3.6% of deaths, 3.7% of recovered cases and 1.0% of active cases as of June 20, 2021, as detailed below.**

Confirmed, New and Active Covid-19 Cases in Africa

- **As of June 20, 2021, the total number of confirmed cases in Africa reached 5,201,044,** 63.2% of which were in five countries, namely South Africa (35.1%), Morocco (10.1%), Tunisia (7.4%), Egypt (5.3%) and Ethiopia (5.3%). The five countries with the lowest number of cases were Mauritius, São Tomé & Príncipe, Liberia, Guinea-Bissau and Comoros, with cases ranging between 1,701 in Mauritius and 3,908 in Comoros, collectively accounting for 0.3% of the confirmed cases in Africa. Considering population size, Seychelles, Cabo Verde, Tunisia, South Africa and Namibia are the five countries with the highest number of confirmed cases per million people; rates ranging from 142,749 in Seychelles to 28,300 in Namibia.
- **In the week under review, a total of 159,662 new cases were reported in Africa,** which is a 30.9% increase compared to the previous week. These new cases in Africa account for 6.3% of the weekly new cases recorded globally. Contrary to the global trend of declining weekly cases in the past four weeks, weekly cases in Africa showed a continued increase mainly reflecting the trend in South Africa. The Southern Africa region accounted for 68.9% of the weekly new cases in Africa, followed by North Africa (15.5%), East Africa (11.8%), Central Africa (2.0%) and West Africa (1.8%).
- **The total number of active cases in Africa increased by 59,688 cases in the review week to reach 490,645.** Currently, just six countries collectively account for 69.9% of the active cases in Africa, namely South Africa (117,114), Egypt (55,770), Kenya (52,915), Cameroon (43,754), Algeria (37,619) and Tunisia (35,950).
- **From a regional perspective, although all the regions saw increases in active cases, in the review week, 77.9% of the weekly increase is recorded in the Southern Africa region.**

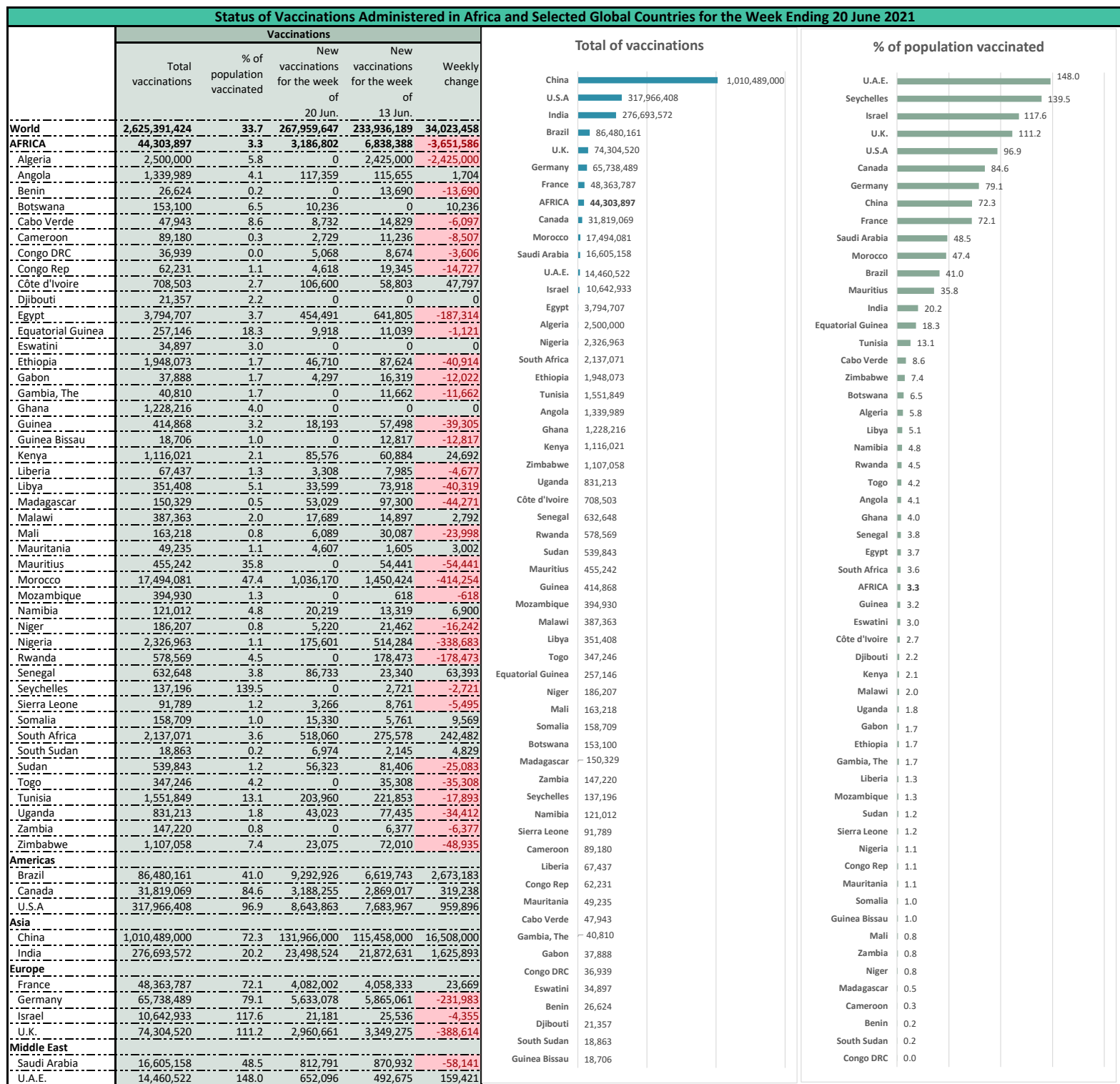
Deaths and the Case Fatality Rates in Africa

- **As of June 20, 2021, a total of 137,431 deaths had been reported in Africa since the start of the pandemic,** of which 50.2% were in Southern Africa, 33.8% in North Africa, 9.3% in East Africa, 4.6% in West Africa and 2.1% in Central Africa. The five countries with the highest number of reported deaths due to Covid-19 since the start of the pandemic are South Africa, Egypt, Tunisia, Morocco and Ethiopia, ranging from 58,702 in South Africa to 4,283 in Ethiopia. A total of 2,769 new deaths were reported in Africa in the week under review, which is an increase of 17.2% compared to the preceding week.

- **The case fatality rate (CFR), i.e. deaths per confirmed cases for Africa, stands at 2.6%, which is higher than the global CFR rate of 2.2%.** Regionally, West Africa has the lowest CFR at 1.3%, followed by Central Africa at 1.6%, East Africa at 1.9%, Southern Africa at 2.9% and North Africa at 3.0%. As of June 20, 2021, seventeen African countries recorded CFRs higher than the African average with the highest in Sudan at 7.5%, followed by Egypt (5.7%), Somalia (5.2%), Zimbabwe (4.0%), Comoros (3.7%), Tunisia (3.7%), Eswatini (3.6%), Mali (3.6%), Niger (3.5%), Chad (3.5%), Malawi (3.3%), Liberia (3.2%), South Africa (3.2%), Lesotho (3.0%), The Gambia (3.0%), Algeria (2.7%) and Senegal (2.7%).

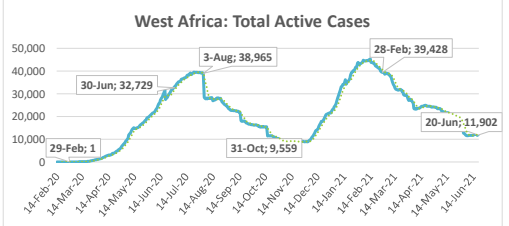
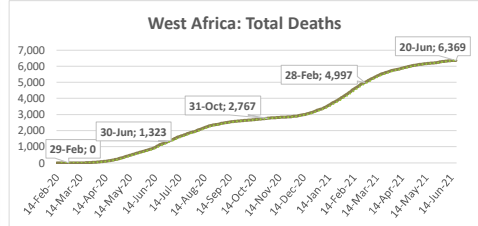
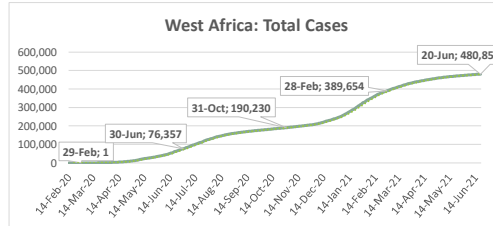
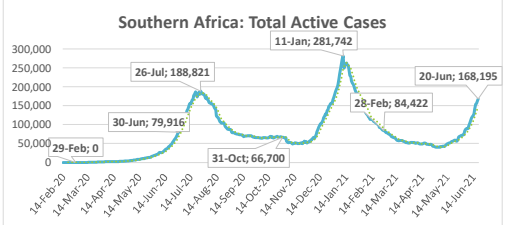
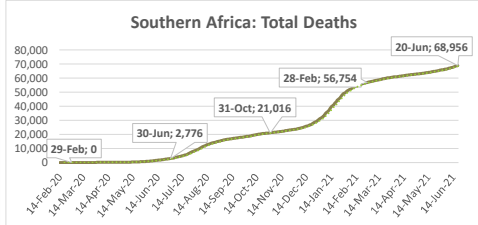
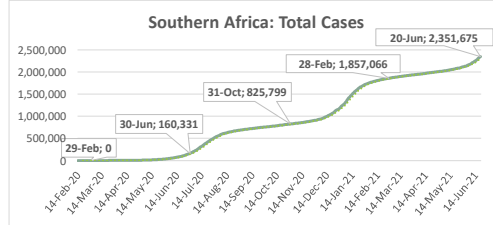
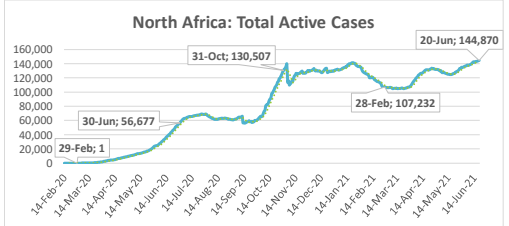
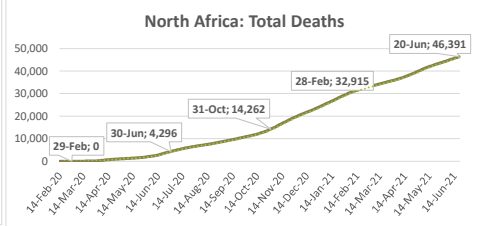
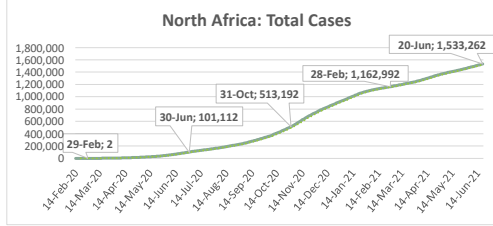
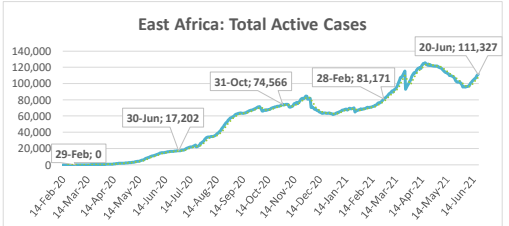
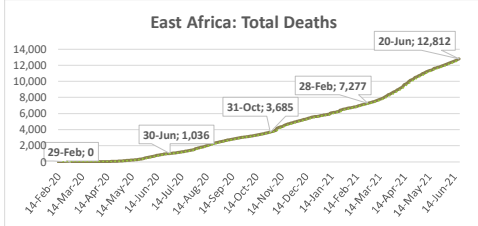
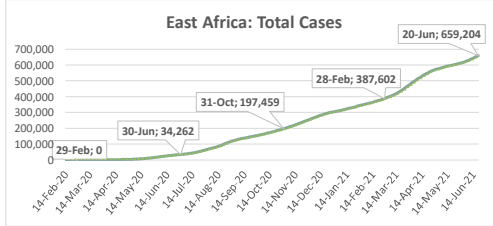
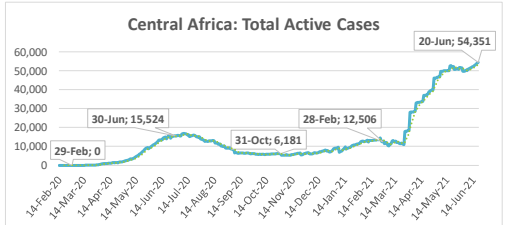
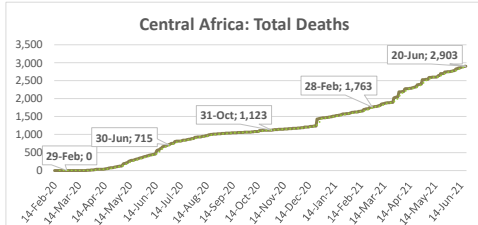
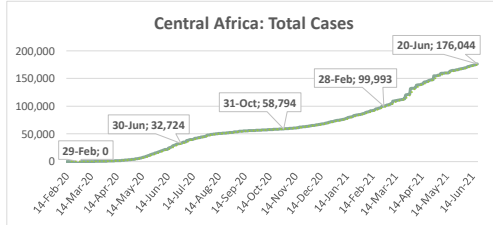
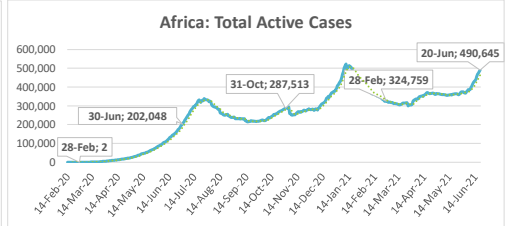
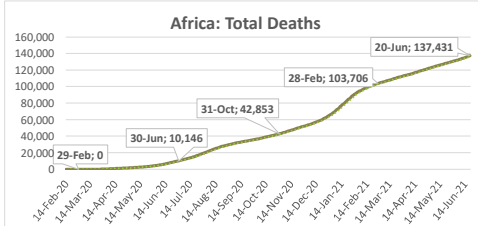
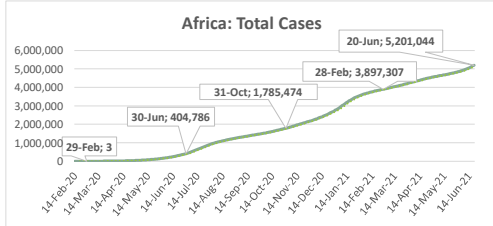
Recovery Rates in Africa

- **As of June 20, 2021, the number of recovered cases in Africa reached 4,572,968, which represents 87.9% of its total confirmed cases.** Regionally, the recovery levels stand at 96.2% for West Africa, 89.9% for Southern Africa, 87.5% for North Africa, 81.2% for East Africa, and 67.5% for Central Africa. In the week under review 97,205 newly recovered cases were reported.



Summary of COVID-19 tracking in Africa: Situation for the week ending 20 June 2021

	Date of first case	Cases				Deaths				Recovered				Active				Test	
		Total cases	New cases for the week of	New cases for the week of	Weekly change from Previous week	Total deaths	New deaths for the week of	New deaths for the week of	Weekly change from Previous week	Total Recovered	New recovered for the week of	New recovered for the week of	Weekly change from Previous week	Active cases	New active for the week of	New active for the week of	Weekly change from Previous week	Total tests	Tests Per million People
			20 Jun.	13 Jun.			20 Jun.	13 Jun.			20 Jun.	13 Jun.			20 Jun.	13 Jun.			
World	31-Dec-19	178,433,387	2,545,989	2,681,134	-135,145	3,864,703	64,723	73,583	-8,860	124,222,460	2,497,310	2,901,833	-404,523	50,346,224	-16,044	-294,282	278,238	2,643,012,971	339,074
Africa	14-Feb-20	5,201,044	159,662	121,985	-37,677	137,431	2,769	2,362	407	4,572,968	97,205	74,001	23,204	490,645	59,688	45,622	14,066	51,279,232	38,302
Central Africa	6-Mar-20	176,044	3,176	3,570	-394	2,903	51	74	-23	118,790	713	1,840	-1,127	54,351	2,412	1,656	756	3,263,109	22,272
East Africa	13-Mar-20	659,204	18,808	16,270	2,538	12,812	350	253	97	535,065	10,136	9,075	1,061	111,327	8,322	6,942	1,380	8,664,097	23,074
North Africa	14-Feb-20	1,533,262	24,762	25,314	-552	46,391	835	917	-82	1,342,001	21,692	20,090	1,602	144,870	2,235	4,307	-2,072	12,894,124	62,461
Southern Africa	5-Mar-20	2,351,675	109,970	74,483	35,487	68,956	1,504	1,080	424	2,114,524	61,958	40,696	21,262	168,195	46,508	32,707	13,801	19,038,527	89,306
West Africa	28-Feb-20	480,859	2,946	2,348	598	6,369	29	38	-9	462,588	2,706	2,300	406	11,902	211	10	201	7,419,375	18,679



..... 7-day moving average

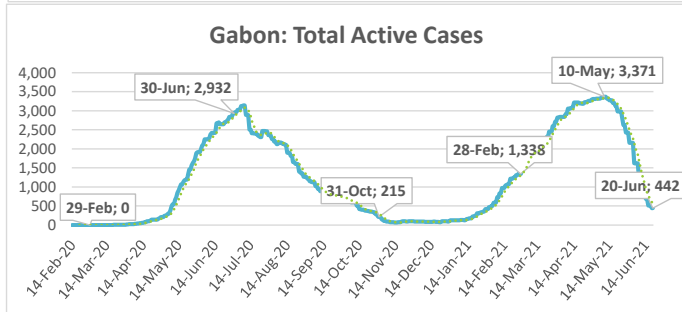
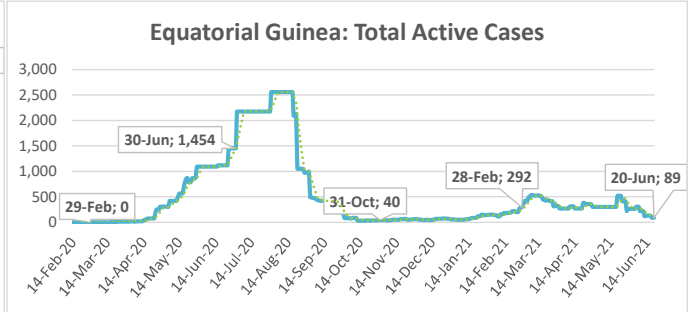
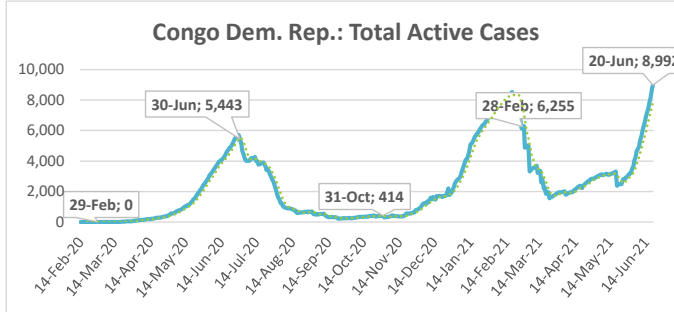
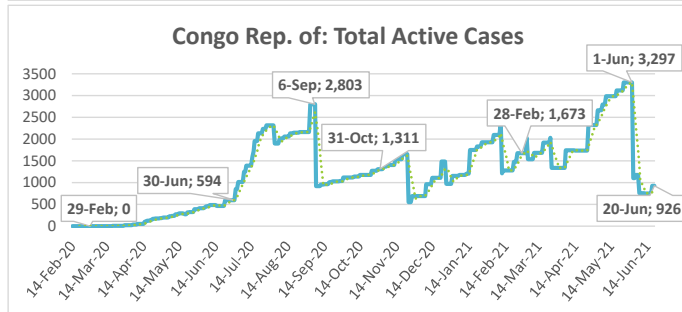
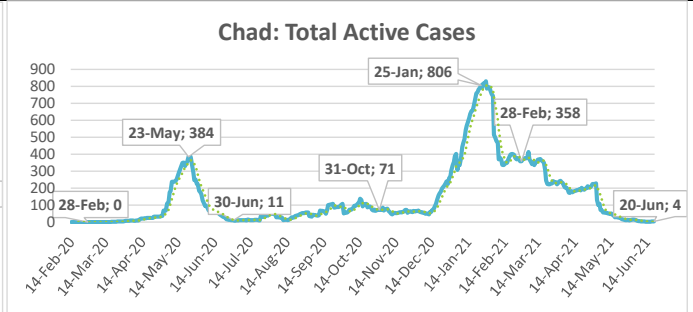
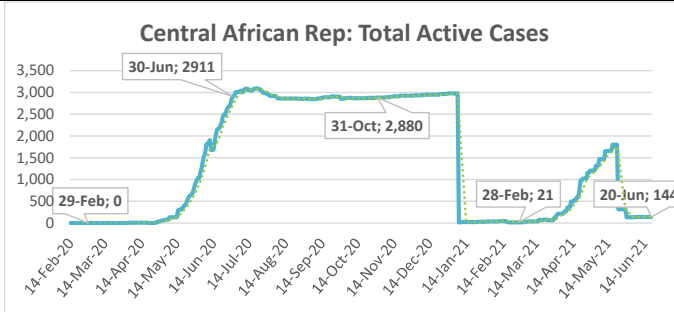
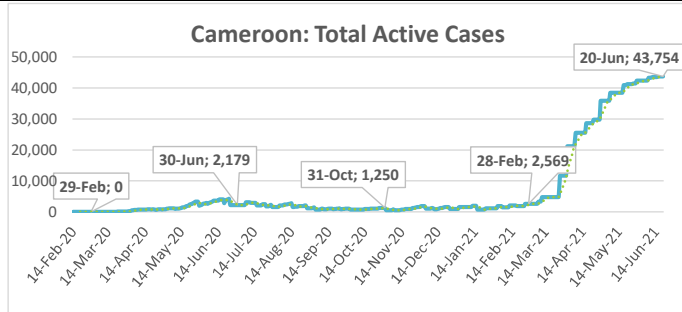
Central Africa

Highlights of the Covid-19 Situation in Central Africa as of June 20, 2021

- **As of Sunday, June 20, 2021, the number of reported total cases in the Central Africa region reached 176,044.** The region reported 3,176 new cases in the review week, which is an 11.0% decline compared to the number recorded in the preceding week. The total number of deaths reported since the start of the pandemic reached 2,903, recording 51 new deaths in the review week. The number of total recovered cases reached 118,790, of which 0.6% were newly recovered cases during the review week. The total number of active cases stands at 54,351, indicating an increase of 2,412 cases in the review week. The increase in the number of active cases in the region during the review week is mainly attributable to the Democratic Republic of Congo.
- **Cameroon accounted for 45.6% of the total cases reported in the region since the start of the pandemic, while the Democratic Republic of Congo accounted for 81.3% of the new cases during the week under review.** Chad has recorded the lowest number of total cases in the Central region since the onset of the pandemic at 4,946.
- **The average case fatality rate (CFR) for the region stands at 1.6%. The highest CFR in the region was reported in Chad at 3.5% and the lowest in Gabon at 0.6%.**

Summary of COVID-19 tracking in Central Africa: Situation for the week ending 20 June 2021

	Date of first case	Cases				Deaths				Recovered				Active				Test	
		Total cases	New cases for the week of	New cases for the week of	Weekly change	Total deaths	New deaths for the week of	New deaths for the week of	Weekly change from Previous week	Total Recovered	New recovered for the week of	New recovered for the week of	Weekly change from Previous week	Active cases	New active for the week of	New active for the week of	Weekly change from Previous week	Total tests	Tests Per million People
			20 Jun.	13 Jun.			20 Jun.	13 Jun.			20 Jun.	13 Jun.			20 Jun.	13 Jun.			
Central Africa	6-Mar-20	176,044	3,176	3,570	-394	2,903	51	74	-23	118,790	713	1,840	-1,127	54,351	2,412	1,656	756	3,263,109	22,272
Cameroon	6-Mar-20	80,328	238	1,161	-923	1,313	3	35	-32	35,261	0	0	0	43,754	235	1,126	-891	1,718,937	64,753
Central African Rep.	15-Mar-20	7,101	0	10	-10	98	0	0	0	6,859	0	0	0	144	0	10	-10	56,578	11,714
Chad	19-Mar-20	4,946	4	3	1	174	0	0	0	4,768	1	10	-9	4	3	-7	10	130,276	7,931
Congo Rep. of	15-Mar-20	12,298	177	201	-24	161	1	5	-4	11,211	0	620	-620	926	176	-424	600	160,990	29,175
Congo Dem. Rep.	10-Mar-20	37,809	2,581	2,026	555	879	45	30	15	27,938	113	74	39	8,992	2,423	1,922	501	187,064	2,089
Equatorial Guinea	14-Mar-20	8,698	48	24	24	120	0	2	-2	8,489	76	210	-134	89	-28	-188	160	153,198	109,194
Gabon	12-Mar-20	24,864	128	145	-17	158	2	2	0	24,264	523	926	-403	442	-397	-783	386	856,066	384,622



.....: 7-day moving average

East Africa

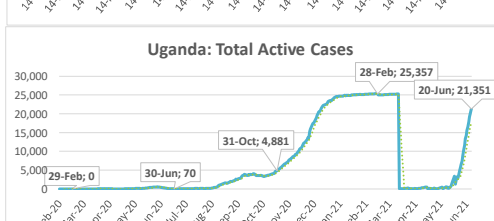
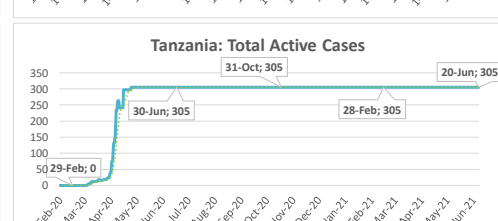
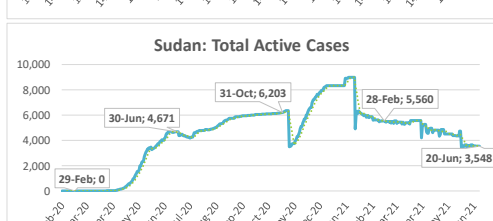
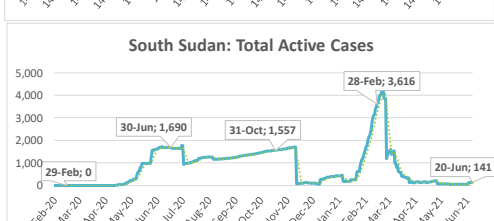
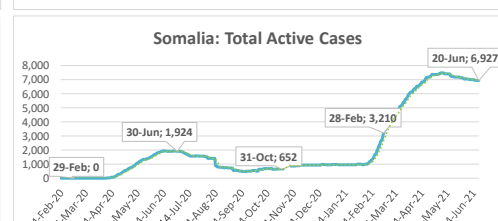
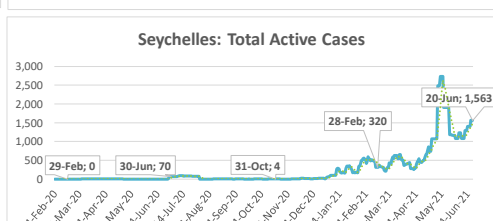
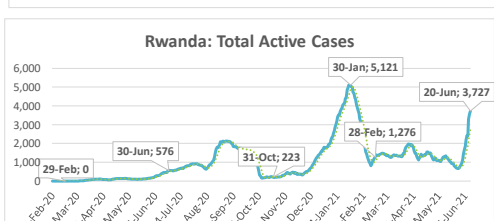
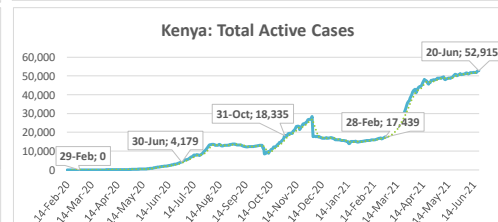
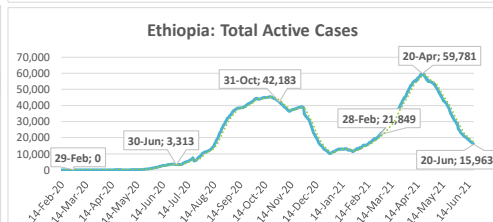
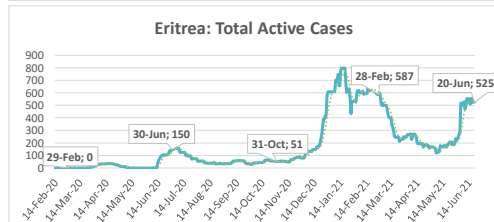
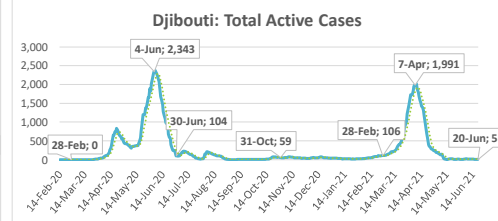
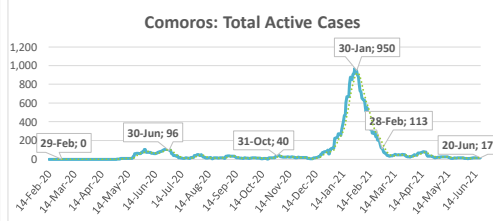
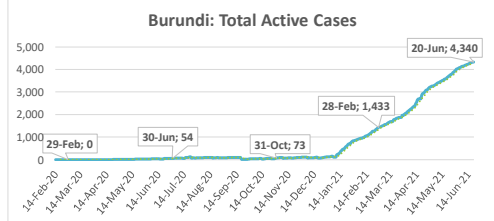
Highlights of the Covid-19 Situation in East Africa as of June 20, 2021

- **As of Sunday, June 20, 2021, the number of total cases in the East Africa region reached 659,204.** The region reported 18,808 new cases in the review week, which is a 15.6% increase compared to the preceding week. The total number of deaths reported reached 12,812, recording 350 new deaths in the review week. The number of total recovered cases reached 535,065, of which 1.9% were newly recovered cases during the review week. The total number of active cases stands at 111,327, indicating an increase of 8,322 cases in the review week. The increase in the number of active cases in the region during the review week is mainly attributable to Uganda.
- **Ethiopia accounted for 41.7% of the total cases reported in the region since the start of the pandemic, while Uganda accounted for 50.9% of the new cases in the region during the week under review.** Comoros has reported the lowest number of total cases in the region since the start of the pandemic at 3,908.¹
- **The average case fatality rate (CFR) for the region stands at 1.9%. The highest CFR in the region was reported in Sudan at 7.5% and the lowest in Burundi at 0.2%.**

¹ This precludes Tanzania, which has not released data since May 08, 2020.

Summary of COVID-19 tracking in East Africa: Situation for the week ending 20 June 2021

	Date of first case	Cases				Deaths				Recovered				Active				Test	
		Total cases	New cases for the week of	New cases for the week of	Weekly change	Total deaths	New deaths for the week of	New deaths for the week of	Weekly change from Previous week	Total Recovered	New recovered for the week of	New recovered for the week of	Weekly change from Previous week	Active cases	New active for the week of	New active for the week of	Weekly change from Previous week	Total tests	Tests Per million People
		20 Jun.	13 Jun.	13 Jun.	20 Jun.	20 Jun.	13 Jun.	13 Jun.	20 Jun.	20 Jun.	13 Jun.	13 Jun.	20 Jun.	20 Jun.	13 Jun.	13 Jun.	20 Jun.	20 Jun.	20 Jun.
East Africa	13-Mar-20	659,204	18,808	16,270	2,538	12,812	350	253	97	535,065	10,136	9,075	1,061	111,327	8,322	6,942	1,380	8,664,097	23,074
Burundi	31-Mar-20	5,121	108	108	0	8	0	0	0	773	0	0	0	4,340	108	108	0	345,742	29,076
Comoros	2-May-20	3,908	9	11	-2	146	0	0	0	3,743	9	0	9	17	0	11	-11	6,227	7,161
Djibouti	18-Mar-20	11,587	15	10	5	155	1	0	1	11,427	26	16	10	5	-12	-6	-6	172,823	174,922
Eritrea	21-Mar-20	5,362	514	421	93	19	3	2	1	4,818	540	384	156	525	-29	35	-64	23,693	6,681
Ethiopia	13-Mar-20	275,194	1,007	1,273	-266	4,283	41	33	8	254,948	4,284	4,417	-133	15,963	-3,318	-3,177	-141	2,824,993	24,573
Kenya	13-Mar-20	179,075	3,738	2,846	892	3,456	46	123	-77	122,704	2,496	2,613	-117	52,915	1,196	110	1,086	1,904,519	35,419
Rwanda	14-Mar-20	30,813	2,440	1,128	1,312	382	12	10	2	26,704	363	116	247	3,727	2,065	1,002	1,063	1,551,520	119,788
Seychelles	15-Mar-20	14,123	1,150	815	335	55	9	4	5	12,505	871	751	120	1,563	270	60	210	21,504	218,654
Somalia	16-Mar-20	14,852	35	69	-34	775	1	1	0	7,150	107	100	7	6,927	-73	-32	-41	143,202	9,010
South Sudan	5-Apr-20	10,770	82	0	82	115	0	0	0	10,514	0	0	0	141	82	0	82	174,045	15,548
Sudan	13-Mar-20	36,347	144	547	-403	2,737	5	35	-30	30,062	68	278	-210	3,548	71	234	-163	234,414	5,346
Tanzania	16-Mar-20	509	21	183	305	3,880	65
Uganda	21-Mar-20	71,543	9,566	9,042	524	660	232	45	187	49,532	1,372	400	972	21,351	7,962	8,597	-635	1,257,535	27,493



..... 7-day moving average

North Africa

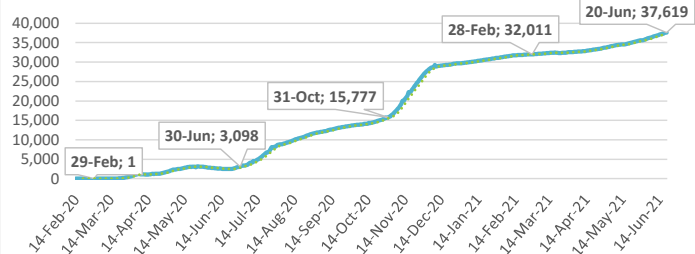
Highlights of the Covid-19 Situation in North Africa as of June 20, 2021

- **As of Sunday, June 20, 2021, the number of total cases in the North Africa region reached 1,533,262.** The region reported 24,762 new cases in the review week, which is a 2.2% decline compared to the preceding week. The total number of deaths reported reached 46,391, recording 835 new deaths in the review week. The number of total recovered cases reached 1,342,001, of which 1.6% were newly recovered cases during the review week. The total number of active cases stands at 144,870, indicating an increase of 2,235 cases in the review week. The increase in the number of active cases in the region during the review week is mainly attributable to Tunisia.
- **Morocco accounted for 34.3% of the total cases reported in the region since the start of the pandemic, while Tunisia accounted for 56.7% of the new cases in the region during the week under review.** Mauritania has reported the lowest number of total cases in the region since the start of the pandemic at 20,336.
- **The average case fatality rate (CFR) for the region currently stands at 3.0%. The highest CFR in the region was reported in Egypt at 5.7% and the lowest in Libya at 1.7%.**

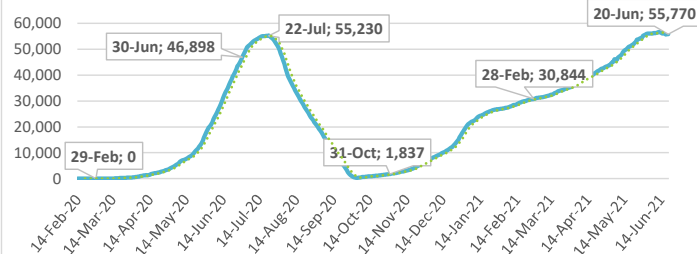
Summary of COVID-19 tracking in North Africa: Situation for the week ending 20 June 2021

	Date of first case	Cases				Deaths				Recovered				Active				Test	
		Total cases	New cases for the week of	New cases for the week of	Weekly change	Total deaths	New deaths for the week of	New deaths for the week of	Weekly change from Previous week	Total Recovered	New recovered for the week of	New recovered for the week of	Weekly change from Previous week	Active cases	New active for the week of	New active for the week of	Weekly change from Previous week	Total tests	Tests Per million People
			20 Jun.	13 Jun.			20 Jun.	13 Jun.			20 Jun.	13 Jun.			20 Jun.	13 Jun.			
North Africa	14-Feb-20	1,533,262	24,762	25,314	-552	46,391	835	917	-82	1,342,001	21,692	20,090	1,602	144,870	2,235	4,307	-2,072	12,894,124	62,461
Algeria	26-Feb-20	135,821	2,433	2,430	3	3,631	60	53	7	94,571	1,719	1,654	65	37,619	654	723	-69	230,861	5,265
Egypt	14-Feb-20	276,756	3,574	5,210	-1,636	15,829	206	271	-65	205,157	4,119	4,434	-315	55,770	-751	505	-1,256	2,956,951	28,895
Libya	25-Mar-20	190,748	1,689	1,778	-89	3,174	13	18	-5	176,217	1,551	1,477	74	11,357	125	283	-158	1,088,962	158,480
Mauritania	14-Mar-20	20,336	263	256	7	481	6	7	-1	19,413	271	337	-66	442	-14	-88	74	292,227	62,849
Morocco	5-Mar-20	526,651	2,761	2,464	297	9,238	27	33	-6	513,681	2,555	2,043	512	3,732	179	388	-209	6,713,760	181,893
Tunisia	5-Mar-20	382,950	14,042	13,176	866	14,038	523	535	-12	332,962	11,477	10,145	1,332	35,950	2,042	2,496	-454	1,611,363	136,341

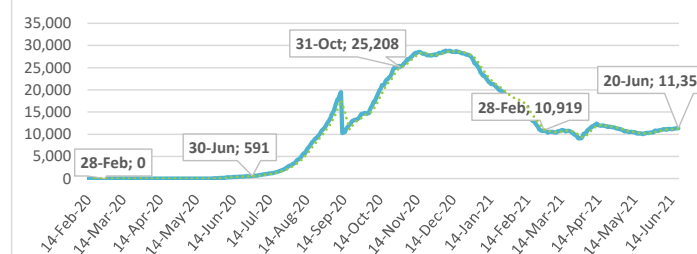
Algeria: Total Active Cases



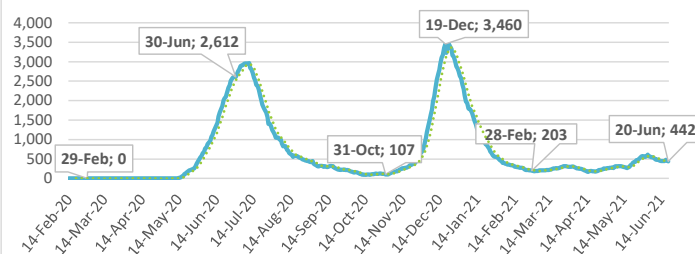
Egypt: Total Active Cases



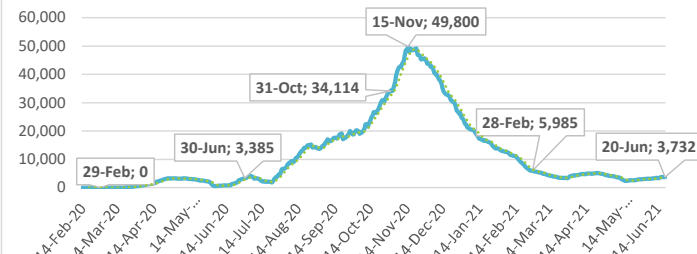
Libya: Total Active Cases



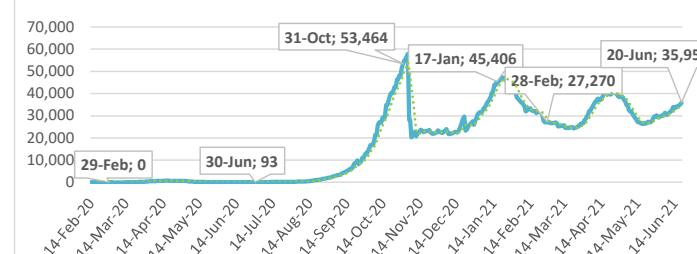
Mauritania: Total Active Cases



Morocco: Total Active Cases



Tunisia: Total Active Cases



.....: 7-day moving average

Southern Africa

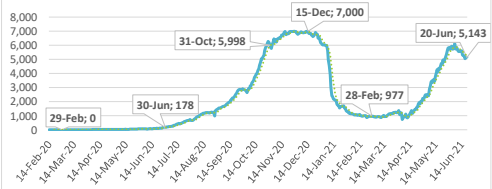
Highlights of the Covid-19 Situation in Southern Africa as of June 20, 2021

- **As of Sunday, June 20, 2021, the number of total cases in the Southern Africa region reached 2,351,675.** The region reported 109,970 new cases in the review week, which is a 47.6% increase compared to the preceding week. The total number of deaths reported reached 68,956, recording 1,504 new deaths in the review week. The number of total recovered cases reached 2,114,524, of which 2.9% were newly recovered cases during the review week. The total number of active cases stands at 168,195, indicating an increase of 46,508 cases in the review week. The increase in the number of active cases in the region during the review week is mainly attributable to South Africa.
- **South Africa accounted for 77.5% of the total cases reported in the region since the start of the pandemic and 69.3% of the new cases in the region during the week under review.** Mauritius has the lowest number of total cases in the region at 1,701.
- **The average case fatality rate (CFR) for the region stands at 2.9%. The highest CFR in the region was reported in Zimbabwe at 4.0% and the lowest in Mauritius at 1.1%.**

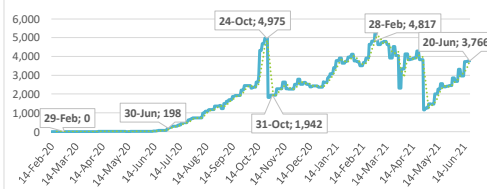
Summary of COVID-19 tracking in Southern Africa: Situation for the week ending 20 June 2021

	Date of first case	Cases				Deaths				Recovered				Active				Test	
		Total cases	New cases for the week of	New cases for the week of	Weekly change	Total deaths	New deaths for the week of	New deaths for the week of	Weekly change from Previous week	Total Recovered	New recovered for the week of	New recovered for the week of	Weekly change from Previous week	Active cases	New active for the week of	New active for the week of	Weekly change from Previous week	Total tests	Tests Per million People
		20 Jun.	13 Jun.	13 Jun.	20 Jun.	20 Jun.	13 Jun.	13 Jun.	20 Jun.	20 Jun.	13 Jun.	13 Jun.	20 Jun.	20 Jun.	13 Jun.	13 Jun.	20 Jun.	20 Jun.	20 Jun.
Southern Africa	5-Mar-20	2,351,675	109,970	74,483	35,487	68,956	1,504	1,080	424	2,114,524	61,958	40,696	21,262	168,195	46,508	32,707	13,801	19,038,527	89,306
Angola	27-Mar-20	37,678	973	933	40	859	28	34	-6	31,676	1,394	1,402	-8	5,143	449	-503	54	610,763	18,583
Botswana	16-Mar-20	63,247	3,767	3,263	504	940	44	30	14	58,541	2,924	2,942	-18	3,766	799	291	508	1,244,999	529,420
Eswatini	14-Mar-20	18,813	77	83	-6	677	1	3	-2	18,017	68	46	22	119	8	34	-26	232,074	200,036
Lesotho	13-May-20	11,081	160	84	76	329	3	0	3	6,445	2	6	-4	4,307	155	78	77	105,971	49,467
Madagascar	20-Mar-20	42,123	190	243	-53	901	14	26	-12	40,450	211	263	-52	772	-35	-46	11	211,118	7,624
Malawi	2-Apr-20	34,868	383	95	288	1,168	9	2	7	32,871	146	58	88	829	228	35	193	257,554	13,463
Mauritius	18-Mar-20	1,701	28	215	-187	18	0	0	0	1,265	18	41	-23	418	10	174	-164	358,675	282,029
Mozambique	27-Mar-20	72,507	969	424	545	848	7	4	3	70,049	168	219	-51	1,610	794	201	593	576,947	18,459
Namibia	14-Mar-20	73,164	8,075	6,382	1,693	1,161	166	83	83	59,249	4,714	2,503	2,211	12,754	3,195	3,796	-601	490,515	193,047
São Tomé & Príncipe	6-Apr-20	2,362	4	5	-1	37	0	0	0	2,314	7	10	-3	11	-3	-5	2	14,270	65,113
South Africa	5-Mar-20	1,823,319	76,237	50,518	25,719	58,702	937	791	146	1,647,503	40,922	28,548	12,374	117,114	34,378	21,179	13,199	12,549,484	211,596
Zambia	18-Mar-20	129,033	17,287	11,468	5,819	1,644	255	81	174	108,960	11,204	4,382	6,822	18,429	5,828	7,005	-1,177	1,771,358	96,353
Zimbabwe	25-Mar-20	41,779	1,820	770	1,050	1,672	40	26	14	37,184	180	276	-96	2,923	1,600	468	1,132	614,799	41,365

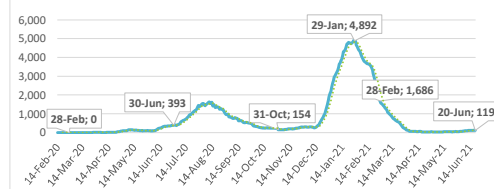
Angola: Total Active Cases



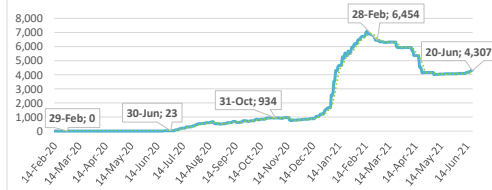
Botswana: Total Active Cases



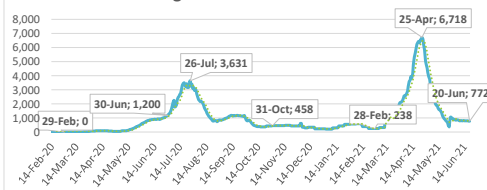
Eswatini: Total Active Cases



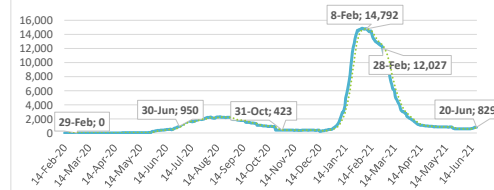
Lesotho: Total Active Cases



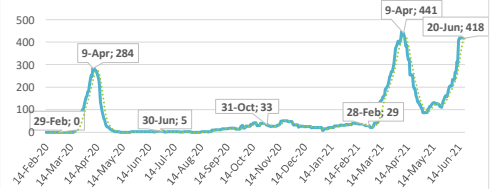
Madagascar: Total Active Cases



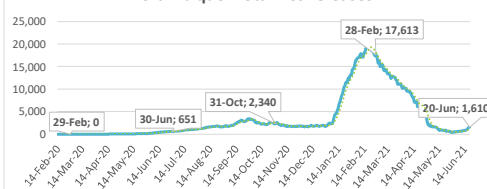
Malawi: Total Active Cases



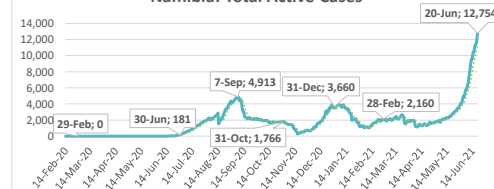
Mauritius: Total Active Cases



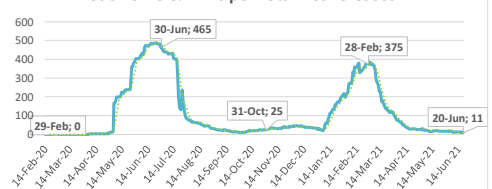
Mozambique: Total Active Cases



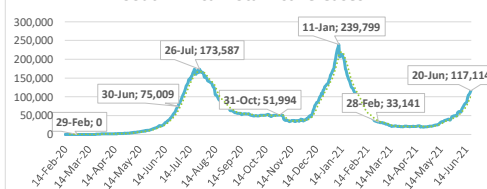
Namibia: Total Active Cases



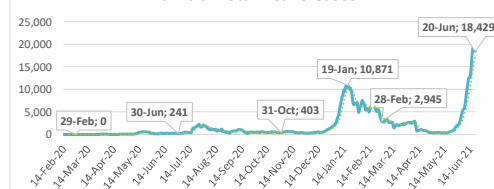
São Tomé & Príncipe: Total Active Cases



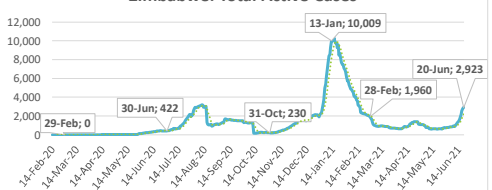
South Africa: Total Active Cases



Zambia: Total Active Cases



Zimbabwe: Total Active Cases



.....: 7-day moving average

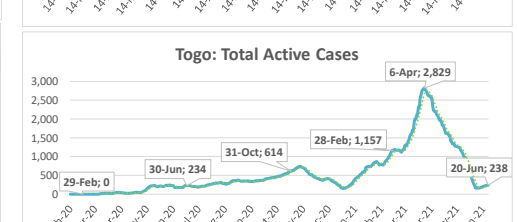
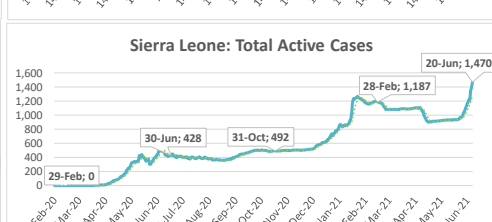
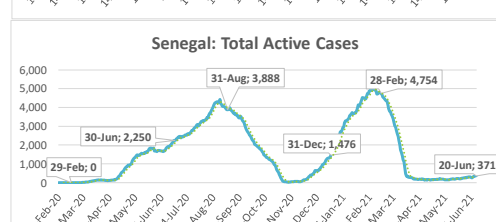
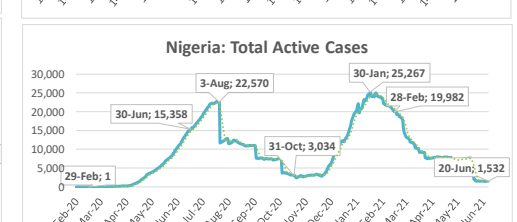
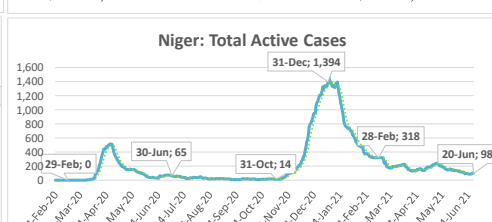
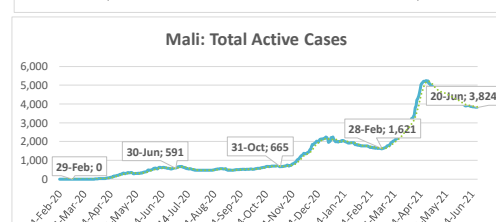
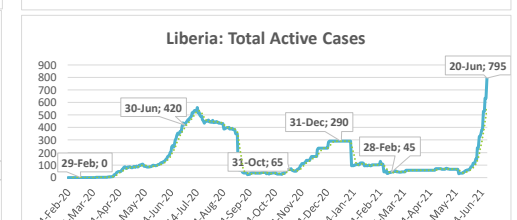
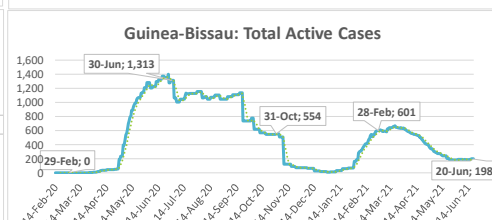
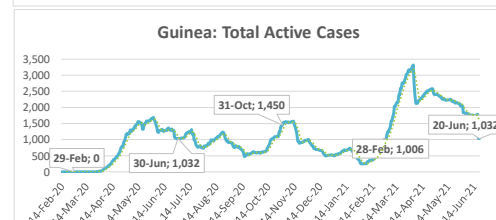
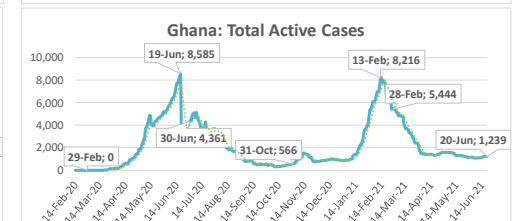
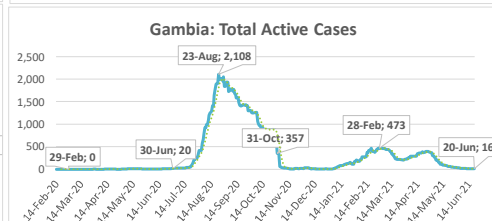
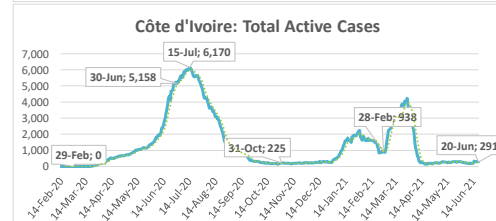
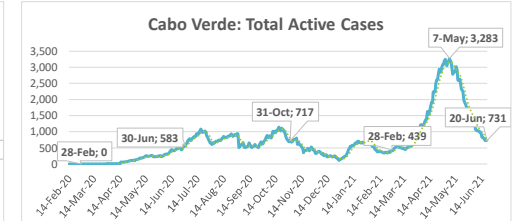
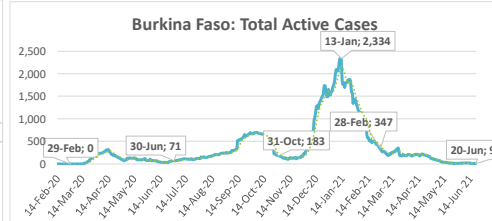
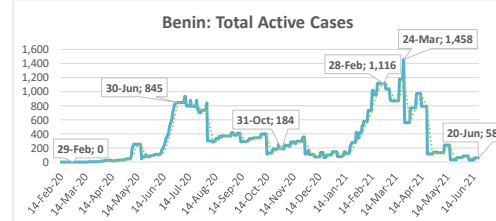
West Africa

Highlights of the Covid-19 Situation in West Africa as of June 20, 2021

- **As of Sunday, June 20, 2021, the number of total cases in the West Africa region reached 480,859.** The region reported 2,946 new cases in the review week, which is a 25.5% increase compared to the new cases reported in the preceding week. The total number of deaths reported reached 6,369, recording 29 new deaths in the review week. The number of total recovered cases reached 462,588, of which 0.6% were newly recovered cases during the review week. The total number of active cases stands at 11,902, indicating an increase of 211 cases in the review week. The increase in the number of active cases in the region during the review week is mainly attributable to Liberia and Sierra Leone offsetting the decline in Guinea.
- **Nigeria accounted for 34.8% of the total cases reported in the West region since the start of the pandemic, while Liberia accounted for 15.6% of the new cases in the region during the week under review.** Liberia has the lowest number of total cases in the region since the start of the pandemic at 2,995.
- **The average case fatality rate (CFR) for the region stands at 1.3%. The highest CFR in the region was reported in Mali at 3.6% and the lowest in Côte d'Ivoire at 0.6%.**

Summary of COVID-19 tracking in West Africa: Situation for the week ending 20 June 2021

	Date of first case	Cases				Deaths				Recovered				Active				Test	
		Total cases	New cases for the week of	New cases for the week of	Weekly change	Total deaths	New deaths for the week of	New deaths for the week of	Weekly change from Previous week	Total Recovered	New recovered for the week of	New recovered for the week of	Weekly change from Previous week	Active cases	New active for the week of	New active for the week of	Weekly change from Previous week	Total tests	Tests Per million People
		20 Jun.	20 Jun.	13 Jun.		20 Jun.	13 Jun.			20 Jun.	13 Jun.			20 Jun.	13 Jun.				
West Africa	28-Feb-20	480,859	2,946	2,348	598	6,369	29	38	-9	462,588	2,706	2,300	406	11,902	211	10	201	7,419,375	18,679
Benin	16-Mar-20	8,140	31	27	4	103	1	0	1	7,979	0	86	-86	58	30	-59	89	604,310	49,847
Burkina Faso	9-Mar-20	13,469	10	6	4	167	0	0	0	13,293	21	7	14	9	-11	-1	-10	194,025	9,282
Cabo Verde	20-Mar-20	32,002	431	474	-43	283	10	6	4	30,988	672	669	3	731	-251	-201	-50	240,165	431,962
Côte d'Ivoire	11-Mar-20	48,044	382	172	210	308	2	0	2	47,445	267	209	58	291	113	-37	150	684,588	25,953
Gambia, The	18-Mar-20	6,024	16	9	7	181	1	1	0	5,827	14	17	-3	16	1	-9	10	81,795	33,846
Ghana	12-Mar-20	94,913	420	265	155	793	4	2	2	92,881	292	227	65	1,239	124	36	88	1,230,125	39,588
Guinea	13-Mar-20	23,450	52	143	-91	168	1	5	-4	22,250	762	204	558	1,032	-711	-66	-645	462,528	35,219
Guinea-Bissau	27-Mar-20	3,825	22	16	6	69	0	1	-1	3,558	10	19	-9	198	12	-4	16	71,396	36,278
Liberia	16-Mar-20	2,995	460	285	175	95	2	7	-5	2,105	11	45	-34	795	447	233	214	114,440	22,627
Mali	25-Mar-20	14,381	31	52	-21	524	1	4	-3	10,033	74	86	-12	3,824	-44	-38	-6	312,215	15,417
Niger	20-Mar-20	5,469	23	7	16	193	1	0	1	5,178	17	29	-12	98	5	22	27	114,181	4,717
Nigeria	28-Feb-20	167,206	140	299	-159	2,117	0	0	0	163,557	94	367	-273	1,532	46	-68	114	2,231,409	10,825
Senegal	2-Mar-20	42,404	406	318	88	1,158	4	8	-4	40,875	339	255	84	371	63	55	8	548,963	32,786
Sierra Leone	31-Mar-20	4,816	428	187	241	82	0	3	-3	3,264	83	24	59	1,470	345	160	185	176,369	22,110
Togo	6-Mar-20	13,721	94	88	6	128	2	1	1	13,355	50	56	-6	238	42	31	11	352,866	42,623



.....: 7-day moving average