



## AFRICAN DEVELOPMENT BANK GROUP

---

### Weekly Data Flash on Covid-19 in Africa<sup>1</sup>:

*The situation as of Sunday, June 27, 2021*

Statistics Department (ECST)

---

<sup>1</sup> This briefing note has been prepared by Roza Mamuye Bora, Senior Statistician; Anouar Chaouch, Statistician; Soumaila Karambiri, Statistical Assistant; Regis Hauhouot Stephane, Statistical Assistant and Desire Lakpa Guy, Statistical Assistant and under the supervision of Louis Kouakou, Division Manager ECST1.

# Contents

|   | Page |
|---|------|
| Highlights of the Covid-19 Situation in Africa as of June 27, 2021          | 1    |
| Data Annexes: Africa  | 4    |
| Highlights of the Covid-19 Situation in Central Africa as of June 27, 2021  | 6    |
| Data Annexes: Central Africa  | 8    |
| Highlights of the Covid-19 Situation in East Africa as of June 27, 2021     | 9    |
| Data Annexes: East Africa   | 11   |
| Highlights of the Covid-19 Situation in North Africa as of June 27, 2021    | 12   |
| Data Annexes: North Africa  | 14   |
| Highlights of the Covid-19 Situation in Southern Africa as of June 27, 2021 | 15   |
| Data Annexes: Southern Africa   | 17   |
| Highlights of the Covid-19 Situation in West Africa as of June 27, 2021     | 18   |
| Data Annexes: West Africa   | 20   |

## Highlights of the Covid-19 Situation in Africa as of June 27, 2021<sup>2</sup>

### *Vaccinations: Status Update*

- In the week ending June 27, 2021, around 302.4 million new Covid-19 vaccinations were administered globally, bringing the total given since the start of the pandemic to 2,927,780,285. In terms of the geographical distribution, China accounts for 39.8% of the total number of Covid-19 vaccinations administered to date, followed by the USA and India at 11.0%.
- The number of African countries that have released data on rolling out Covid-19 vaccinations stands at 45, though the number of countries that have just started their vaccination roll-out could be higher. As of June 27, 2021, a total of 49,113,151 vaccinations had been administered in Africa, which represents 1.7% of total global vaccinations. Morocco accounts for 38.0% of the vaccinations carried out in Africa to date, followed by Egypt at 8.4%, Nigeria (6.3%) and South Africa (5.5%).

### *Covid-19 Testing in Africa*

- As of Sunday, June 27, 2021, more than 52.5 million tests for Covid-19 had been administered in Africa, of which over 1.3 million were reported in the week under review. Ten countries collectively account for 69.9% of the tests conducted in Africa as of June 27, 2021: South Africa (24.7%), Morocco (12.9%), Egypt (5.7%), Ethiopia (5.4%), Nigeria (4.3%), Kenya (3.7%), Zambia (3.5%), Cameroon (3.3%), Tunisia (3.2%) and Rwanda (3.1%).
- The number of average tests per 1 million people in Africa as of June 27, 2021 stands at 39,271, which is an increase of 2.5% over the figure reported in the previous week. Botswana continues to lead on this indicator with 545,467 tests per 1 million people, followed by Cabo Verde (441,989), Gabon (392,474), Mauritius (282,029), South Africa (218,665) and Seychelles (218,654).

### *Confirmed, New and Active Global Covid-19 Cases*

- Globally, the total number of confirmed Covid-19 cases since the start of the pandemic reached 181,043,635: the majority of which (30.5%) occurred in Asia, followed by Europe (26.3%), North America (22.3%), South America (17.9%) and Africa (3.0%). To date, 126,472,776 cases have recovered globally, representing 69.9% of confirmed global Covid-19 cases.
- The number of new cases reported globally in the review week amounted to 2,610,248, indicating an increase of 2.5% compared to the new cases recorded in the preceding week. An increase in the weekly number of global cases was recorded this week reversing the declining trend that was observed in the preceding four weeks.

---

<sup>2</sup> Tanzania has not released data on Covid-19 since May 08, 2020.

- **The number of global deaths due to Covid-19 reached 3,922,072, of which 57,369 were recorded in the week ending June 27, 2021;** this was 11.4% lower than the number of deaths recorded in the previous week. The number of global active cases increased by 302,563 cases in the review week, to reach 50,648,787 as of June 27, 2021.
- **Africa accounted for 3.0% of the total global cases, 3.6% of deaths, 3.7% of recovered cases and 1.1% of active cases as of June 27, 2021, as detailed below.**

### *Confirmed, New and Active Covid-19 Cases in Africa*

- **As of June 27, 2021, the total number of confirmed cases in Africa reached 5,412,258,** 63.2% of which were in five countries, namely South Africa (35.6%), Morocco (9.8%), Tunisia (7.5%), Egypt (5.2%) and Ethiopia (5.1%). The five countries with the lowest number of cases were Mauritius, São Tomé & Príncipe, Liberia, Guinea-Bissau and Comoros, with cases ranging between 1,833 in Mauritius and 3,912 in Comoros, collectively accounting for 0.3% of the confirmed cases in Africa. Considering population size, Seychelles, Cabo Verde, Tunisia, Namibia and South Africa are the five countries with the highest number of confirmed cases per million people; rates ranging from 152,767 in Seychelles to 32,124 in South Africa.
- **In the week under review, a total of 211,214 new cases were reported in Africa,** which is a 32.3% increase compared to the previous week. These new cases in Africa account for 8.1% of the weekly new cases recorded globally. The number of weekly cases in Africa have been showing a continued increase, in the past five weeks, mainly reflecting the trend in South Africa. The Southern Africa region accounted for 71.2% of the weekly new cases in Africa, followed by North Africa (16.8%), East Africa (8.9%), West Africa (1.7%) and Central Africa (1.4%).
- **The total number of active cases in Africa increased by 80,121 cases in the review week to reach 570,766.** Currently, just six countries collectively account for 69.2% of the active cases in Africa, namely South Africa (158,998), Kenya (54,566), Egypt (54,250), Tunisia (45,056), Cameroon (43,906) and Algeria (38,437).
- **From a regional perspective, although all the regions saw increases in active cases in the review week, 74.2% of the weekly increase is recorded in the Southern Africa region.**

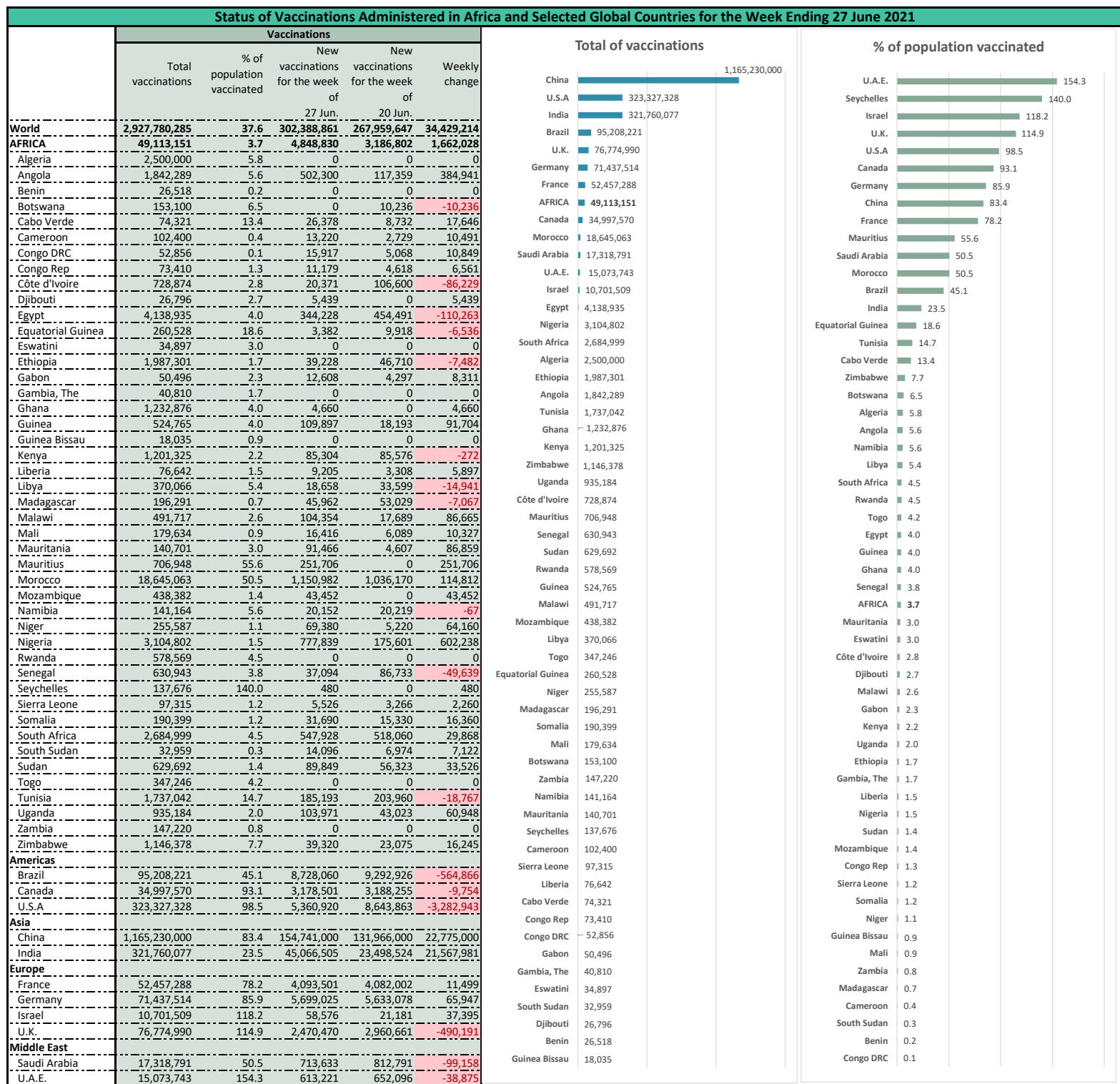
### *Deaths and the Case Fatality Rates in Africa*

- **As of June 27, 2021, a total of 141,118 deaths had been reported in Africa since the start of the pandemic,** of which 50.4% were in Southern Africa, 33.6% in North Africa, 9.4% in East Africa, 4.6% in West Africa and 2.1% in Central Africa. The five countries with the highest number of reported deaths due to Covid-19 since the start of the pandemic are South Africa, Egypt, Tunisia, Morocco and Ethiopia, ranging from 59,900 in South Africa to 4,314 in Ethiopia. A total of 3,687 new deaths were reported in Africa in the week under review, which is an increase of 33.2% compared to the preceding week.
- **The case fatality rate (CFR), i.e. deaths per confirmed cases for Africa, stands at 2.6%, which is higher than the global CFR rate of 2.2%.** Regionally, West Africa has the lowest

CFR at 1.3%, followed by Central Africa at 1.6%, East Africa at 2.0%, Southern Africa at 2.8% and North Africa at 3.0%. As of June 27, 2021, seventeen African countries recorded CFRs higher than the African average with the highest in Sudan at 7.5%, followed by Egypt (5.7%), Somalia (5.2%), Zimbabwe (3.7%), Comoros (3.7%), Tunisia (3.6%), Eswatini (3.6%), Mali (3.6%), Niger (3.5%), Chad (3.5%), Malawi (3.3%), Liberia (3.2%), South Africa (3.1%), The Gambia (3.0%), Lesotho (2.9%), Algeria (2.7%) and Senegal (2.7%).

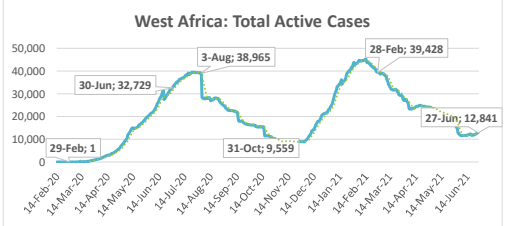
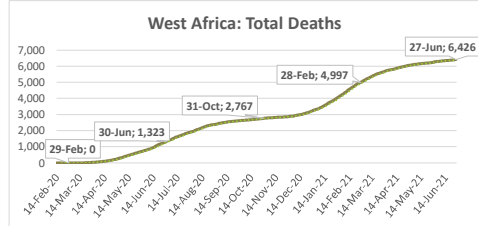
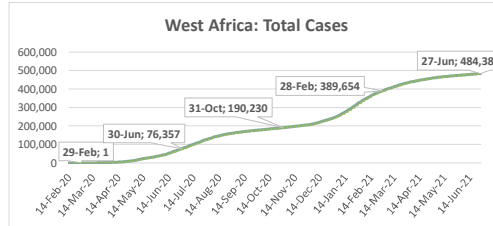
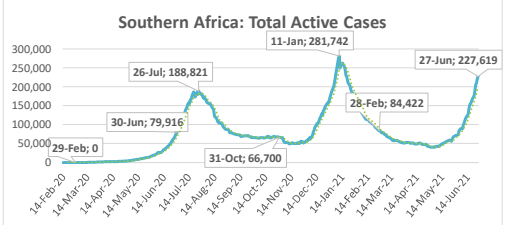
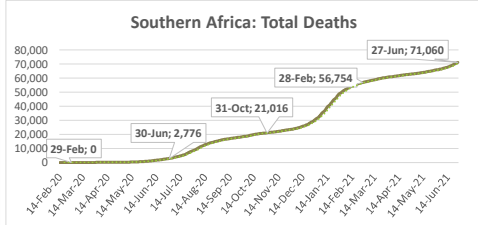
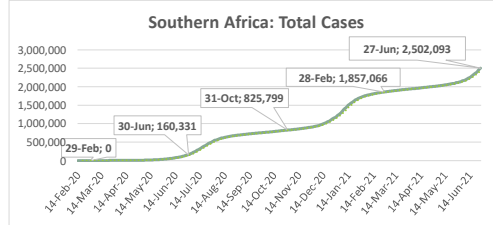
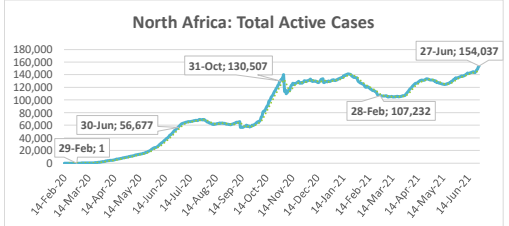
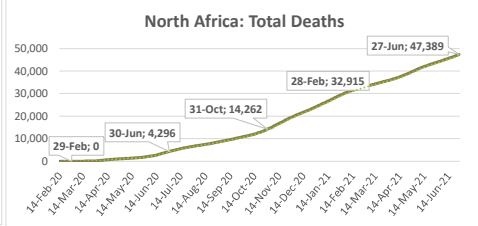
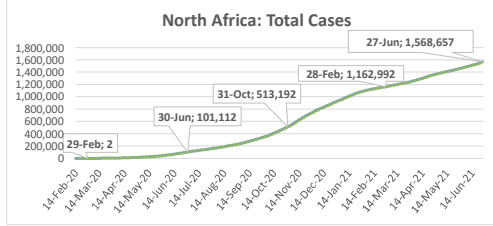
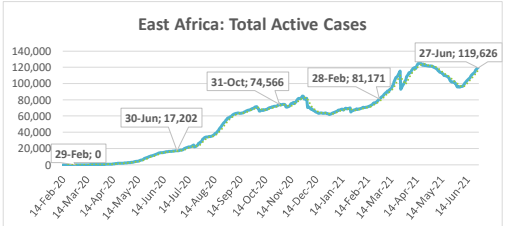
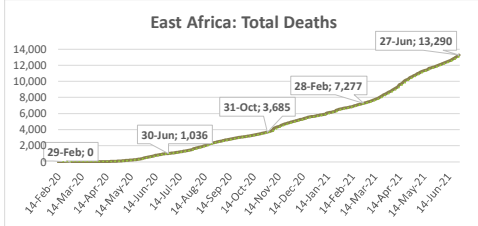
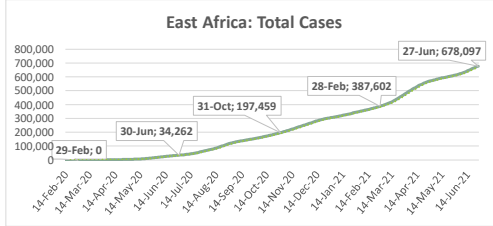
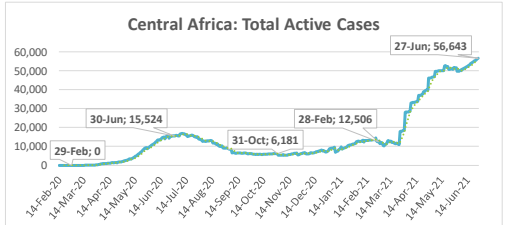
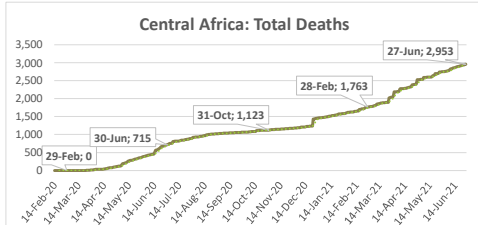
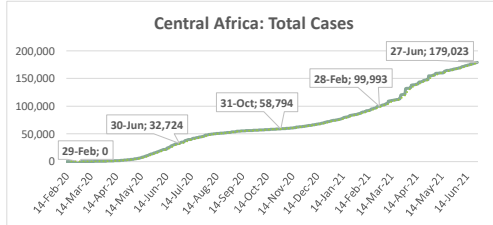
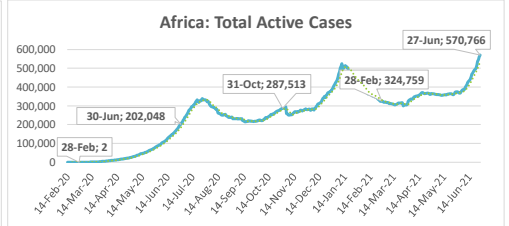
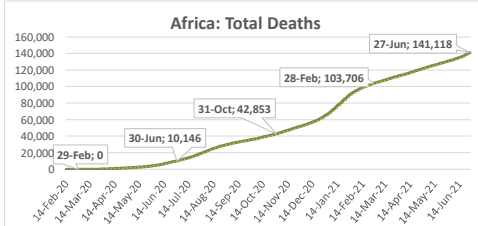
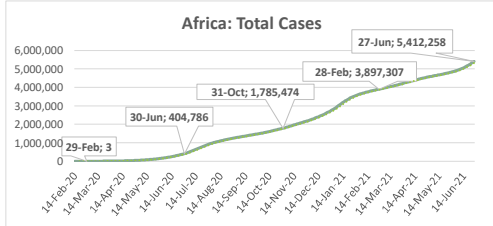
### *Recovery Rates in Africa*

- **As of June 27, 2021, the number of recovered cases in Africa reached 4,700,374, which represents 86.8% of its total confirmed cases.** Regionally, the recovery levels stand at 96.0% for West Africa, 88.1% for Southern Africa, 87.2% for North Africa, 80.4% for East Africa, and 66.7% for Central Africa. In the week under review 127,406 newly recovered cases were reported.



# Summary of COVID-19 tracking in Africa: Situation for the week ending 27 June 2021

|                 | Date of first case | Cases       |                           |                           |                                  | Deaths       |                            |                            |                                  | Recovered       |                               |                               |                                  | Active       |                            |                            |                                  | Test          |                          |
|-----------------|--------------------|-------------|---------------------------|---------------------------|----------------------------------|--------------|----------------------------|----------------------------|----------------------------------|-----------------|-------------------------------|-------------------------------|----------------------------------|--------------|----------------------------|----------------------------|----------------------------------|---------------|--------------------------|
|                 |                    | Total cases | New cases for the week of | New cases for the week of | Weekly change from Previous week | Total deaths | New deaths for the week of | New deaths for the week of | Weekly change from Previous week | Total Recovered | New recovered for the week of | New recovered for the week of | Weekly change from Previous week | Active cases | New active for the week of | New active for the week of | Weekly change from Previous week | Total tests   | Tests Per million People |
|                 |                    |             | 27 Jun.                   | 20 Jun.                   |                                  |              | 27 Jun.                    | 20 Jun.                    |                                  |                 | 27 Jun.                       | 20 Jun.                       |                                  |              | 27 Jun.                    | 20 Jun.                    |                                  |               |                          |
|                 |                    |             |                           |                           |                                  |              |                            |                            |                                  |                 |                               |                               |                                  |              |                            |                            |                                  |               |                          |
| World           | 31-Dec-19          | 181,043,635 | 2,610,248                 | 2,545,989                 | 64,259                           | 3,922,072    | 57,369                     | 64,723                     | -7,354                           | 126,472,776     | 2,250,316                     | 2,497,310                     | -246,994                         | 50,648,787   | 302,563                    | -16,044                    | 318,607                          | 2,704,243,945 | 346,929                  |
| Africa          | 14-Feb-20          | 5,412,258   | 211,214                   | 159,662                   | 51,552                           | 141,118      | 3,687                      | 2,769                      | 918                              | 4,700,374       | 127,406                       | 97,205                        | 30,201                           | 570,766      | 80,121                     | 59,688                     | 20,433                           | 52,577,440    | 39,271                   |
| Central Africa  | 6-Mar-20           | 179,023     | 2,979                     | 3,176                     | -197                             | 2,953        | 50                         | 51                         | -1                               | 119,427         | 637                           | 713                           | -76                              | 56,643       | 2,292                      | 2,412                      | -120                             | 3,331,570     | 22,740                   |
| East Africa     | 13-Mar-20          | 678,097     | 18,893                    | 18,808                    | 85                               | 13,290       | 478                        | 350                        | 128                              | 545,181         | 10,116                        | 10,136                        | -20                              | 119,626      | 8,299                      | 8,322                      | -23                              | 8,873,364     | 23,631                   |
| North Africa    | 14-Feb-20          | 1,568,657   | 35,395                    | 24,762                    | 10,633                           | 47,389       | 998                        | 835                        | 163                              | 1,367,231       | 25,230                        | 21,692                        | 3,538                            | 154,037      | 9,167                      | 2,235                      | 6,932                            | 13,133,374    | 63,620                   |
| Southern Africa | 5-Mar-20           | 2,502,093   | 150,418                   | 109,970                   | 40,448                           | 71,060       | 2,104                      | 1,504                      | 600                              | 2,203,414       | 88,890                        | 61,958                        | 26,932                           | 227,619      | 59,424                     | 46,508                     | 12,916                           | 19,688,031    | 92,352                   |
| West Africa     | 28-Feb-20          | 484,388     | 3,529                     | 2,946                     | 583                              | 6,426        | 57                         | 29                         | 28                               | 465,121         | 2,533                         | 2,706                         | -173                             | 12,841       | 939                        | 211                        | 728                              | 7,551,101     | 19,011                   |



.....: 7-day moving average

---

---

# Central Africa

---

---



## **Highlights of the Covid-19 Situation in Central Africa as of June 27, 2021**

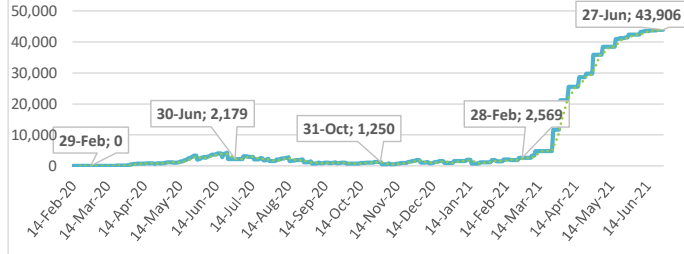
- **As of Sunday, June 27, 2021, the number of reported total cases in the Central Africa region reached 179,023.** The region reported 2,979 new cases in the review week, which is a 6.2% decline compared to the number recorded in the preceding week. The total number of deaths reported since the start of the pandemic reached 2,953, recording 50 new deaths in the review week. The number of total recovered cases reached 119,427, of which 0.5% were newly recovered cases during the review week. The total number of active cases stands at 56,643, indicating an increase of 2,292 cases in the review week. The increase in the number of active cases in the region during the review week is mainly attributable to the Democratic Republic of Congo.
- **Cameroon accounted for 45.0% of the total cases reported in the region since the start of the pandemic, while the Democratic Republic of Congo accounted for 82.1% of the new cases during the week under review.** Chad has recorded the lowest number of total cases in the Central region since the onset of the pandemic at 4,951.

**The average case fatality rate (CFR) for the region stands at 1.6%. The highest CFR in the region was reported in Chad at 3.5% and the lowest in Gabon at 0.6%.**

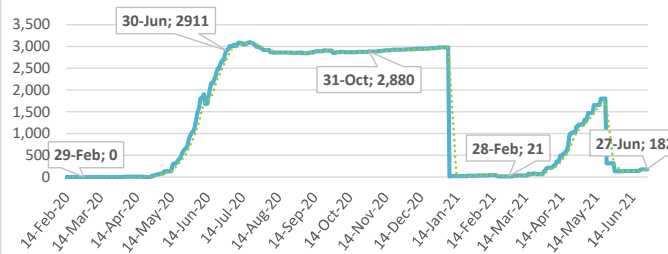
# Summary of COVID-19 tracking in Central Africa: Situation for the week ending 27 June 2021

|                      | Date of first case | Cases       |                           |                           |               | Deaths       |                            |                            |                                  | Recovered       |                               |                               |                                  | Active       |                            |                            |                                  | Test        |                          |
|----------------------|--------------------|-------------|---------------------------|---------------------------|---------------|--------------|----------------------------|----------------------------|----------------------------------|-----------------|-------------------------------|-------------------------------|----------------------------------|--------------|----------------------------|----------------------------|----------------------------------|-------------|--------------------------|
|                      |                    | Total cases | New cases for the week of | New cases for the week of | Weekly change | Total deaths | New deaths for the week of | New deaths for the week of | Weekly change from Previous week | Total Recovered | New recovered for the week of | New recovered for the week of | Weekly change from Previous week | Active cases | New active for the week of | New active for the week of | Weekly change from Previous week | Total tests | Tests Per million People |
|                      |                    |             | 27 Jun.                   | 20 Jun.                   |               |              | 27 Jun.                    | 20 Jun.                    |                                  |                 | 27 Jun.                       | 20 Jun.                       |                                  |              | 27 Jun.                    | 20 Jun.                    |                                  |             |                          |
|                      |                    |             |                           |                           |               |              |                            |                            |                                  |                 |                               |                               |                                  |              |                            |                            |                                  |             |                          |
| Central Africa       | 6-Mar-20           | 179,023     | 2,979                     | 3,176                     | -197          | 2,953        | 50                         | 51                         | -1                               | 119,427         | 637                           | 713                           | -76                              | 56,643       | 2,292                      | 2,412                      | -120                             | 3,331,570   | 22,740                   |
| Cameroon             | 6-Mar-20           | 80,487      | 159                       | 238                       | -79           | 1,320        | 7                          | 3                          | 4                                | 35,261          | 0                             | 0                             | 0                                | 43,906       | 152                        | 235                        | -83                              | 1,751,774   | 65,990                   |
| Central African Rep. | 15-Mar-20          | 7,139       | 38                        | 0                         | 38            | 98           | 0                          | 0                          | 0                                | 6,859           | 0                             | 0                             | 0                                | 182          | 38                         | 0                          | 38                               | 57,060      | 11,814                   |
| Chad                 | 19-Mar-20          | 4,951       | 5                         | 4                         | 1             | 174          | 0                          | 0                          | 0                                | 4,769           | 1                             | 1                             | 0                                | 8            | 4                          | 3                          | 1                                | 132,674     | 8,077                    |
| Congo Rep. of        | 15-Mar-20          | 12,485      | 187                       | 177                       | 10            | 165          | 4                          | 1                          | 3                                | 11,211          | 0                             | 0                             | 0                                | 1,109        | 183                        | 176                        | 7                                | 162,989     | 29,537                   |
| Congo Dem. Rep.      | 10-Mar-20          | 40,254      | 2,445                     | 2,581                     | -136          | 916          | 37                         | 45                         | -8                               | 28,219          | 281                           | 113                           | 168                              | 11,119       | 2,127                      | 2,423                      | -296                             | 196,066     | 2,189                    |
| Equatorial Guinea    | 14-Mar-20          | 8,723       | 25                        | 48                        | -23           | 121          | 1                          | 0                          | 1                                | 8,510           | 21                            | 76                            | -55                              | 92           | 3                          | -28                        | 31                               | 157,464     | 112,235                  |
| Gabon                | 12-Mar-20          | 24,984      | 120                       | 128                       | -8            | 159          | 1                          | 2                          | -1                               | 24,598          | 334                           | 523                           | -189                             | 227          | -215                       | -397                       | 182                              | 873,543     | 392,474                  |

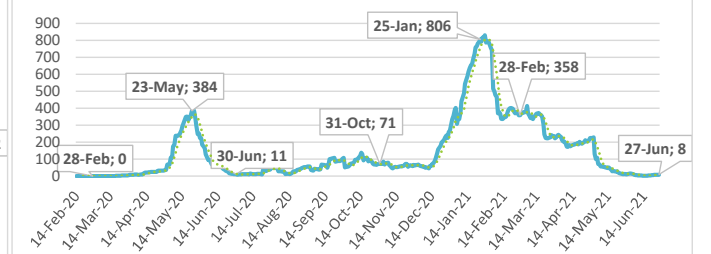
Cameroon: Total Active Cases



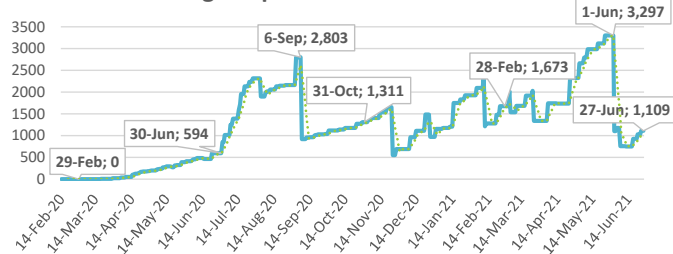
Central African Rep: Total Active Cases



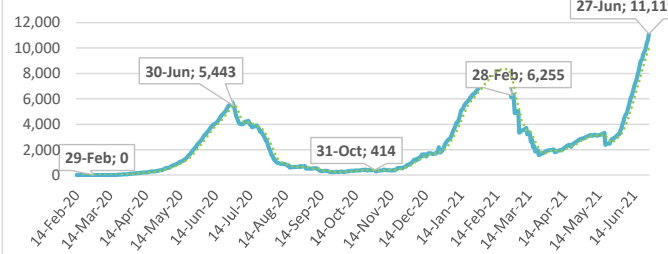
Chad: Total Active Cases



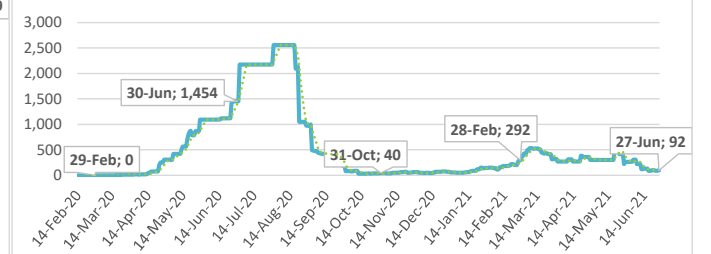
Congo Rep. of: Total Active Cases



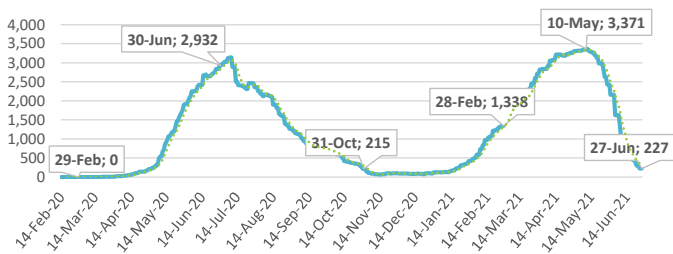
Congo Dem. Rep.: Total Active Cases



Equatorial Guinea: Total Active Cases



Gabon: Total Active Cases



.....: 7-day moving average

---

---

# **East Africa**

---

---

## **Highlights of the Covid-19 Situation in East Africa as of June 27, 2021**

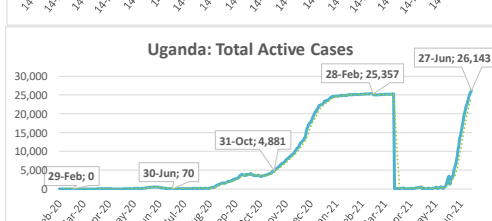
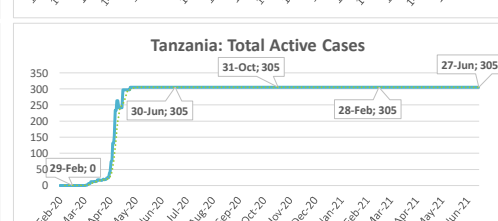
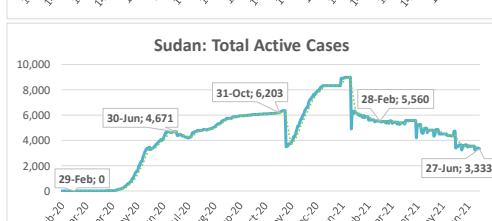
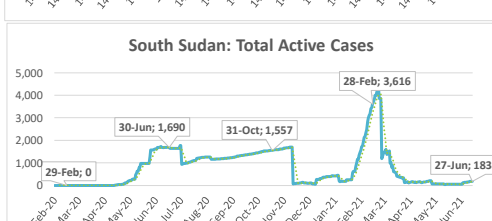
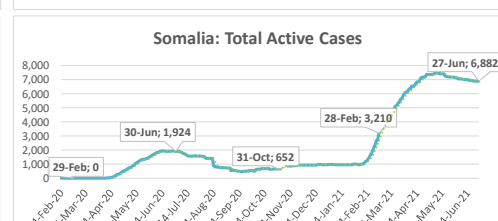
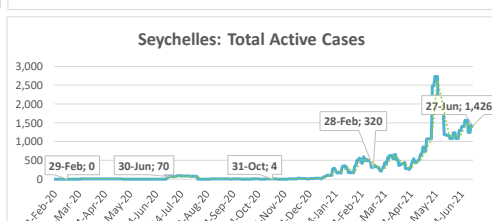
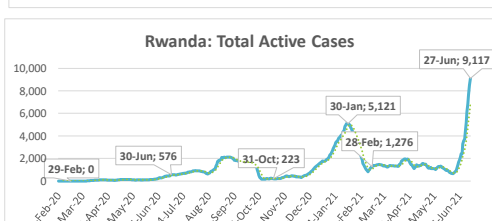
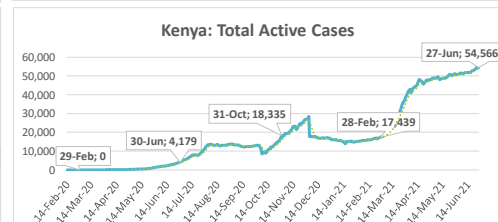
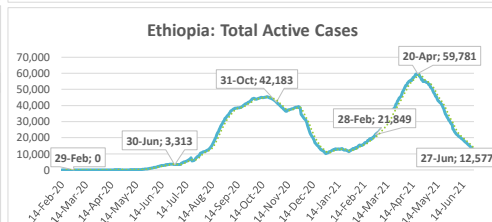
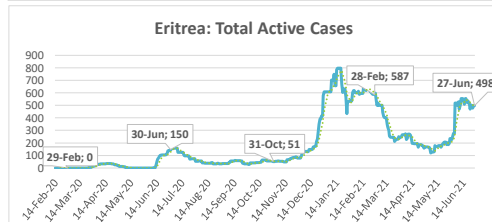
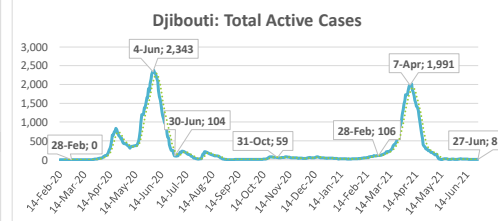
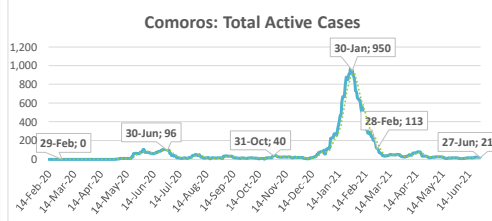
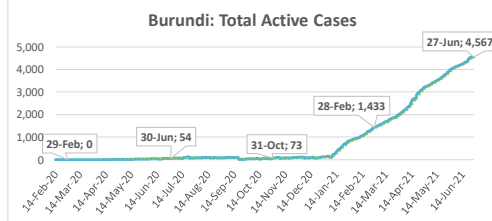
- **As of Sunday, June 27, 2021, the number of total cases in the East Africa region reached 678,097.** The region reported 18,893 new cases in the review week, which is a 0.5% increase compared to the preceding week. The total number of deaths reported reached 13,290, recording 478 new deaths in the review week. The number of total recovered cases reached 545,181, of which 1.9% were newly recovered cases during the review week. The total number of active cases stands at 119,626, indicating an increase of 8,299 cases in the review week. The increase in the number of active cases in the region during the review week is mainly attributable to Rwanda and Uganda.
- **Ethiopia accounted for 40.7% of the total cases reported in the region since the start of the pandemic, while Uganda accounted for 36.3% of the new cases in the region during the week under review.** Comoros has reported the lowest number of total cases in the region since the start of the pandemic at 3,912.<sup>1</sup>
- **The average case fatality rate (CFR) for the region stands at 2.0%. The highest CFR in the region was reported in Sudan at 7.5% and the lowest in Burundi at 0.1%.**

---

<sup>1</sup> This precludes Tanzania, which has not released data since May 08, 2020.

# Summary of COVID-19 tracking in East Africa: Situation for the week ending 27 June 2021

|             | Date of first case | Cases       |                           |                           |               | Deaths       |                            |                            |                                  | Recovered       |                               |                               |                                  | Active       |                            |                            |                                  | Test        |                          |
|-------------|--------------------|-------------|---------------------------|---------------------------|---------------|--------------|----------------------------|----------------------------|----------------------------------|-----------------|-------------------------------|-------------------------------|----------------------------------|--------------|----------------------------|----------------------------|----------------------------------|-------------|--------------------------|
|             |                    | Total cases | New cases for the week of | New cases for the week of | Weekly change | Total deaths | New deaths for the week of | New deaths for the week of | Weekly change from Previous week | Total Recovered | New recovered for the week of | New recovered for the week of | Weekly change from Previous week | Active cases | New active for the week of | New active for the week of | Weekly change from Previous week | Total tests | Tests Per million People |
|             |                    | 27 Jun.     | 20 Jun.                   | 20 Jun.                   | 20 Jun.       | 27 Jun.      | 20 Jun.                    | 20 Jun.                    | 20 Jun.                          | 27 Jun.         | 20 Jun.                       | 20 Jun.                       | 20 Jun.                          | 27 Jun.      | 20 Jun.                    | 20 Jun.                    | 20 Jun.                          | 27 Jun.     | 27 Jun.                  |
| East Africa | 13-Mar-20          | 678,097     | 18,893                    | 18,808                    | 85            | 13,290       | 478                        | 350                        | 128                              | 545,181         | 10,116                        | 10,136                        | -20                              | 119,626      | 8,299                      | 8,322                      | -23                              | 8,873,364   | 23,631                   |
| Burundi     | 31-Mar-20          | 5,348       | 227                       | 108                       | 119           | 8            | 0                          | 0                          | 0                                | 773             | 0                             | 0                             | 0                                | 4,567        | 227                        | 108                        | 119                              | 345,742     | 29,076                   |
| Comoros     | 2-May-20           | 3,912       | 4                         | 9                         | -5            | 146          | 0                          | 0                          | 0                                | 3,745           | 0                             | 0                             | -9                               | 21           | 4                          | 0                          | 4                                | 6,227       | 7,161                    |
| Djibouti    | 18-Mar-20          | 11,601      | 14                        | 15                        | -1            | 155          | 0                          | 1                          | -1                               | 11,438          | 11                            | 26                            | -15                              | 8            | 3                          | -12                        | 15                               | 172,823     | 174,922                  |
| Eritrea     | 21-Mar-20          | 5,780       | 418                       | 514                       | -96           | 21           | 2                          | 3                          | -1                               | 5,261           | 443                           | 540                           | -97                              | 498          | -27                        | -29                        | 2                                | 23,693      | 6,681                    |
| Ethiopia    | 13-Mar-20          | 275,935     | 741                       | 1,007                     | -266          | 4,314        | 31                         | 41                         | -10                              | 259,044         | 4,096                         | 4,284                         | -188                             | 12,577       | -3,386                     | -3,318                     | -68                              | 2,853,904   | 24,824                   |
| Kenya       | 13-Mar-20          | 182,597     | 3,522                     | 3,738                     | -216          | 3,595        | 139                        | 46                         | 93                               | 124,436         | 1,732                         | 2,496                         | -764                             | 54,566       | 1,651                      | 1,196                      | 455                              | 1,943,037   | 36,135                   |
| Rwanda      | 14-Mar-20          | 36,627      | 5,814                     | 2,440                     | 3,374         | 420          | 38                         | 12                         | 26                               | 27,090          | 386                           | 363                           | 23                               | 9,117        | 5,390                      | 2,065                      | 3,325                            | 1,614,429   | 124,645                  |
| Seychelles  | 15-Mar-20          | 15,116      | 993                       | 1,150                     | -157          | 63           | 8                          | 9                          | -1                               | 13,627          | 1,122                         | 871                           | 251                              | 1,426        | -137                       | 270                        | -407                             | 21,504      | 218,654                  |
| Somalia     | 16-Mar-20          | 14,892      | 40                        | 35                        | 5             | 775          | 0                          | 1                          | -1                               | 7,235           | 85                            | 107                           | -22                              | 6,882        | -45                        | -73                        | 28                               | 147,522     | 9,282                    |
| South Sudan | 5-Apr-20           | 10,812      | 42                        | 82                        | -40           | 115          | 0                          | 0                          | 0                                | 10,514          | 0                             | 0                             | 0                                | 183          | 42                         | 82                         | -40                              | 174,045     | 15,548                   |
| Sudan       | 13-Mar-20          | 36,574      | 227                       | 144                       | 83            | 2,754        | 17                         | 5                          | 12                               | 30,487          | 425                           | 68                            | 357                              | 3,333        | -215                       | 71                         | -286                             | 254,875     | 5,813                    |
| Tanzania    | 16-Mar-20          | 509         | ...                       | ...                       | ...           | 21           | ...                        | ...                        | ...                              | 183             | ...                           | ...                           | ...                              | 305          | ...                        | ...                        | ...                              | 3,880       | 65                       |
| Uganda      | 21-Mar-20          | 78,394      | 6,851                     | 9,566                     | -2,715        | 903          | 243                        | 232                        | 11                               | 51,348          | 1,816                         | 1,372                         | 444                              | 26,143       | 4,792                      | 7,962                      | -3,170                           | 1,311,683   | 28,676                   |



.....: 7-day moving average

---

---

# **North Africa**

---

---

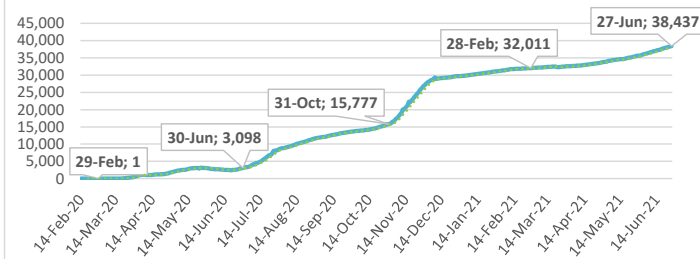
## **Highlights of the Covid-19 Situation in North Africa as of June 27, 2021**

- **As of Sunday, June 27, 2021, the number of total cases in the North Africa region reached 1,568,657.** The region reported 35,395 new cases in the review week, which is a 42.9% increase compared to the preceding week. The total number of deaths reported reached 47,389, recording 998 new deaths in the review week. The number of total recovered cases reached 1,367,231, of which 1.8% were newly recovered cases during the review week. The total number of active cases stands at 154,037, indicating an increase of 9,167 cases in the review week. The increase in the number of active cases in the region during the review week is mainly attributable to Tunisia.
- **Morocco accounted for 33.8% of the total cases reported in the region since the start of the pandemic, while Tunisia accounted for 68.0% of the new cases in the region during the week under review.** Mauritania has reported the lowest number of total cases in the region since the start of the pandemic at 20,635.
- **The average case fatality rate (CFR) for the region currently stands at 3.0%. The highest CFR in the region was reported in Egypt at 5.7% and the lowest in Libya at 1.7%.**

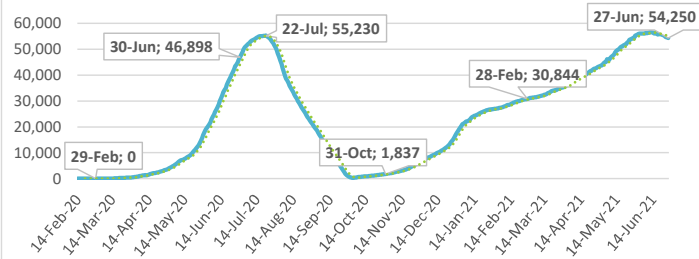
# Summary of COVID-19 tracking in North Africa: Situation for the week ending 27 June 2021

|              | Date of first case | Cases       |                           |                           |               | Deaths       |                            |                            |                                  | Recovered       |                               |                               |                                  | Active       |                            |                            |                                  | Test        |                          |
|--------------|--------------------|-------------|---------------------------|---------------------------|---------------|--------------|----------------------------|----------------------------|----------------------------------|-----------------|-------------------------------|-------------------------------|----------------------------------|--------------|----------------------------|----------------------------|----------------------------------|-------------|--------------------------|
|              |                    | Total cases | New cases for the week of | New cases for the week of | Weekly change | Total deaths | New deaths for the week of | New deaths for the week of | Weekly change from Previous week | Total Recovered | New recovered for the week of | New recovered for the week of | Weekly change from Previous week | Active cases | New active for the week of | New active for the week of | Weekly change from Previous week | Total tests | Tests Per million People |
|              |                    |             | 27 Jun.                   | 20 Jun.                   |               |              | 27 Jun.                    | 20 Jun.                    |                                  |                 | 27 Jun.                       | 20 Jun.                       |                                  |              | 27 Jun.                    | 20 Jun.                    |                                  |             |                          |
| North Africa | 14-Feb-20          | 1,568,657   | 35,395                    | 24,762                    | 10,633        | 47,389       | 998                        | 835                        | 163                              | 1,367,231       | 25,230                        | 21,692                        | 3,538                            | 154,037      | 9,167                      | 2,235                      | 6,932                            | 13,133,374  | 63,620                   |
| Algeria      | 26-Feb-20          | 138,465     | 2,644                     | 2,433                     | 211           | 3,693        | 62                         | 60                         | 2                                | 96,335          | 1,764                         | 1,719                         | 45                               | 38,437       | 818                        | 654                        | 164                              | 230,861     | 5,265                    |
| Egypt        | 14-Feb-20          | 280,394     | 3,638                     | 3,574                     | 64            | 16,092       | 263                        | 206                        | 57                               | 210,052         | 4,895                         | 4,119                         | 776                              | 54,250       | -1,520                     | -751                       | -769                             | 3,010,605   | 29,419                   |
| Libya        | 25-Mar-20          | 192,470     | 1,722                     | 1,689                     | 33            | 3,187        | 13                         | 13                         | 0                                | 177,600         | 1,383                         | 1,551                         | -168                             | 11,683       | 326                        | 125                        | 201                              | 1,110,248   | 161,578                  |
| Mauritania   | 14-Mar-20          | 20,635      | 299                       | 263                       | 36            | 486          | 5                          | 6                          | -1                               | 19,668          | 255                           | 271                           | -16                              | 481          | 39                         | -14                        | 53                               | 302,400     | 65,037                   |
| Morocco      | 5-Mar-20           | 529,676     | 3,025                     | 2,761                     | 264           | 9,277        | 39                         | 27                         | 12                               | 516,269         | 2,588                         | 2,555                         | 33                               | 4,130        | 398                        | 179                        | 219                              | 6,797,802   | 184,170                  |
| Tunisia      | 5-Mar-20           | 407,017     | 24,067                    | 14,042                    | 10,025        | 14,654       | 616                        | 523                        | 93                               | 347,307         | 14,345                        | 11,477                        | 2,868                            | 45,056       | 9,106                      | 2,042                      | 7,064                            | 1,681,458   | 142,272                  |

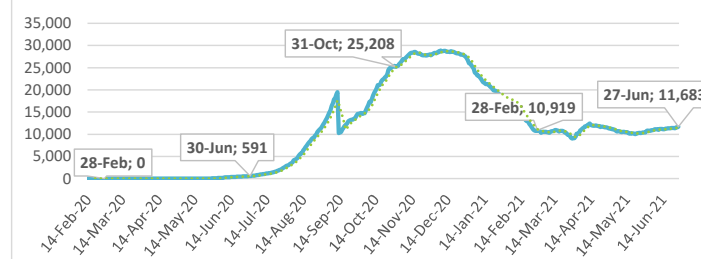
Algeria: Total Active Cases



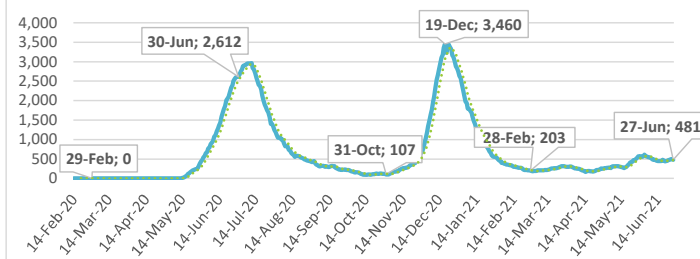
Egypt: Total Active Cases



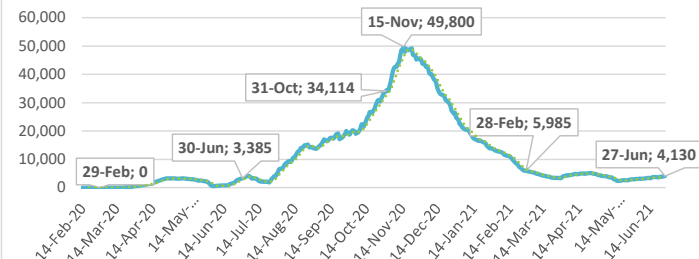
Libya: Total Active Cases



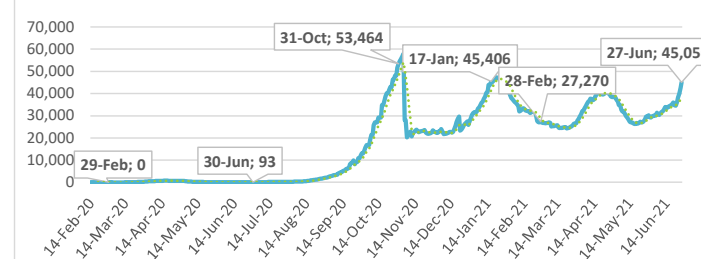
Mauritania: Total Active Cases



Morocco: Total Active Cases



Tunisia: Total Active Cases



.....: 7-day moving average



---

---

# **Southern Africa**

---

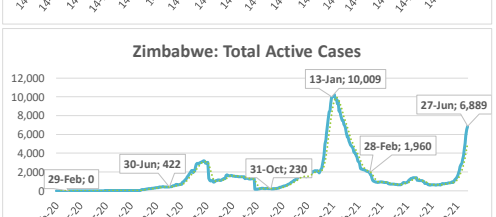
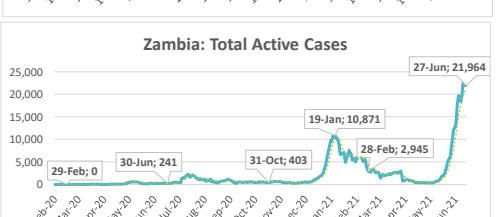
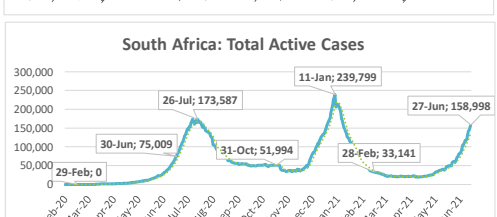
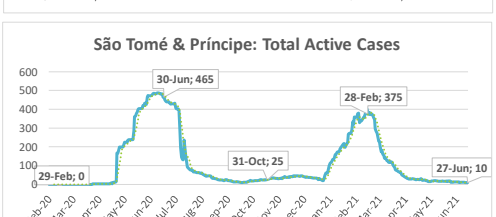
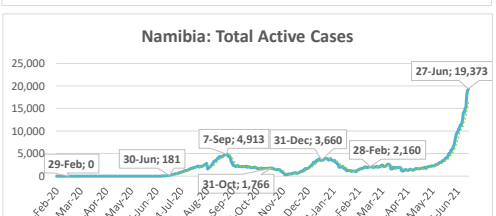
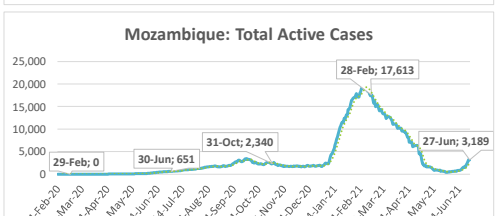
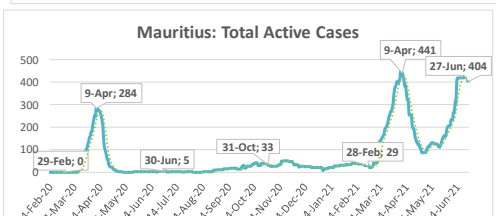
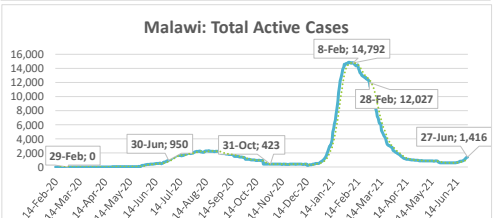
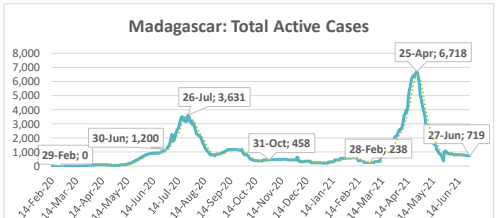
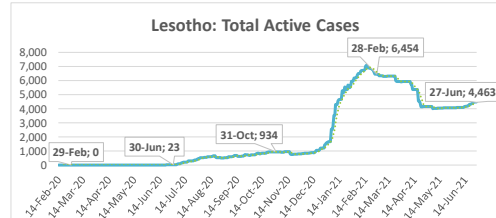
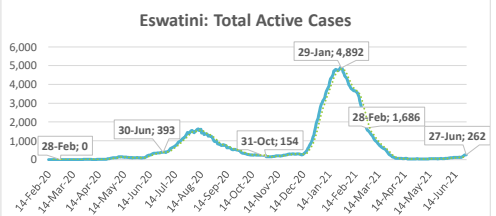
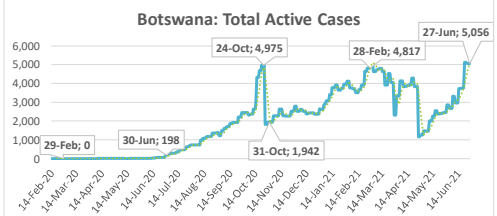
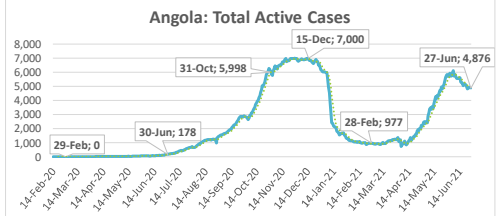
---

## **Highlights of the Covid-19 Situation in Southern Africa as of June 27, 2021**

- **As of Sunday, June 27, 2021, the number of total cases in the Southern Africa region reached 2,502,093.** The region reported 150,418 new cases in the review week, which is a 36.8% increase compared to the preceding week. The total number of deaths reported reached 71,060, recording 2,104 new deaths in the review week. The number of total recovered cases reached 2,203,414, of which 4.0% were newly recovered cases during the review week. The total number of active cases stands at 227,619, indicating an increase of 59,424 cases in the review week. The increase in the number of active cases in the region during the review week is mainly attributable to South Africa.
- **South Africa accounted for 77.1% of the total cases reported in the region since the start of the pandemic and 70.2% of the new cases in the region during the week under review.** Mauritius has the lowest number of total cases in the region at 1,833.
- **The average case fatality rate (CFR) for the region stands at 2.8%. The highest CFR in the region was reported in Zimbabwe at 3.7% and the lowest in Mauritius at 1.0%.**

# Summary of COVID-19 tracking in Southern Africa: Situation for the week ending 27 June 2021

|                     | Date of first case | Cases       |                           |                           |               | Deaths       |                            |                            |                                  | Recovered       |                               |                               |                                  | Active       |                            |                            |                                  | Test        |                          |
|---------------------|--------------------|-------------|---------------------------|---------------------------|---------------|--------------|----------------------------|----------------------------|----------------------------------|-----------------|-------------------------------|-------------------------------|----------------------------------|--------------|----------------------------|----------------------------|----------------------------------|-------------|--------------------------|
|                     |                    | Total cases | New cases for the week of | New cases for the week of | Weekly change | Total deaths | New deaths for the week of | New deaths for the week of | Weekly change from Previous week | Total Recovered | New recovered for the week of | New recovered for the week of | Weekly change from Previous week | Active cases | New active for the week of | New active for the week of | Weekly change from Previous week | Total tests | Tests Per million People |
|                     |                    | 27 Jun.     | 20 Jun.                   | 20 Jun.                   | 20 Jun.       | 27 Jun.      | 20 Jun.                    | 20 Jun.                    | 20 Jun.                          | 27 Jun.         | 20 Jun.                       | 20 Jun.                       | 20 Jun.                          | 27 Jun.      | 20 Jun.                    | 20 Jun.                    | 20 Jun.                          | 27 Jun.     | 27 Jun.                  |
| Southern Africa     | 5-Mar-20           | 2,502,093   | 150,418                   | 109,970                   | 40,448        | 71,060       | 2,104                      | 1,504                      | 600                              | 2,203,414       | 88,890                        | 61,958                        | 26,932                           | 227,619      | 59,424                     | 46,508                     | 12,916                           | 19,688,031  | 92,352                   |
| Angola              | 27-Mar-20          | 38,556      | 878                       | 973                       | -95           | 889          | 30                         | 28                         | 2                                | 32,791          | 1,115                         | 1,394                         | -279                             | 4,876        | -267                       | -449                       | 182                              | 638,775     | 19,436                   |
| Botswana            | 16-Mar-20          | 67,492      | 4,245                     | 3,767                     | 478           | 1,095        | 155                        | 44                         | 111                              | 61,341          | 2,800                         | 2,924                         | -124                             | 5,056        | 1,290                      | 799                        | 491                              | 1,282,735   | 545,467                  |
| Eswatini            | 14-Mar-20          | 19,035      | 222                       | 77                        | 145           | 678          | 1                          | 1                          | 0                                | 18,095          | 78                            | 68                            | 10                               | 262          | 143                        | 8                          | 135                              | 236,397     | 203,762                  |
| Lesotho             | 13-Mar-20          | 11,239      | 158                       | 160                       | -2            | 329          | 0                          | 3                          | -3                               | 6,447           | 2                             | 2                             | 0                                | 4,463        | 156                        | 155                        | 1                                | 109,260     | 51,002                   |
| Madagascar          | 20-Mar-20          | 42,194      | 71                        | 190                       | -119          | 906          | 5                          | 14                         | -9                               | 40,569          | 119                           | 211                           | -92                              | 719          | -53                        | -35                        | -18                              | 212,900     | 7,688                    |
| Malawi              | 2-Apr-20           | 35,629      | 761                       | 383                       | 378           | 1,182        | 14                         | 9                          | 5                                | 33,031          | 160                           | 146                           | 14                               | 1,416        | 587                        | 228                        | 359                              | 264,810     | 13,843                   |
| Mauritius           | 18-Mar-20          | 1,833       | 132                       | 28                        | 104           | 18           | 0                          | 0                          | 0                                | 1,411           | 146                           | 18                            | 128                              | 404          | -14                        | 10                         | -24                              | 358,675     | 282,029                  |
| Mozambique          | 27-Mar-20          | 75,138      | 2,631                     | 969                       | 1,662         | 868          | 20                         | 7                          | 13                               | 71,081          | 1,032                         | 168                           | 864                              | 3,189        | 1,579                      | 794                        | 785                              | 590,310     | 18,887                   |
| Namibia             | 14-Mar-20          | 84,705      | 11,541                    | 8,075                     | 3,466         | 1,400        | 239                        | 166                        | 73                               | 63,932          | 4,683                         | 4,714                         | -31                              | 19,373       | 6,619                      | 3,195                      | 3,424                            | 517,325     | 203,599                  |
| São Tomé & Príncipe | 6-Apr-20           | 2,365       | 3                         | 4                         | -1            | 37           | 0                          | 0                          | 0                                | 2,318           | 4                             | 7                             | -3                               | 10           | -1                         | -3                         | 2                                | 14,270      | 65,113                   |
| South Africa        | 5-Mar-20           | 1,928,897   | 105,578                   | 76,237                    | 29,341        | 59,900       | 1,198                      | 937                        | 261                              | 1,709,999       | 62,496                        | 40,922                        | 21,574                           | 158,998      | 41,884                     | 34,378                     | 7,506                            | 12,968,748  | 218,665                  |
| Zambia              | 18-Mar-20          | 148,568     | 19,535                    | 17,287                    | 2,248         | 2,022        | 378                        | 255                        | 123                              | 124,582         | 15,622                        | 11,204                        | 4,418                            | 21,964       | 3,535                      | 5,828                      | -2,293                           | 1,847,107   | 100,474                  |
| Zimbabwe            | 25-Mar-20          | 46,442      | 4,663                     | 1,820                     | 2,843         | 1,736        | 64                         | 40                         | 24                               | 37,817          | 633                           | 180                           | 453                              | 6,889        | 3,966                      | 1,600                      | 2,366                            | 646,719     | 43,512                   |



.....: 7-day moving average

---

---

# **West Africa**

---

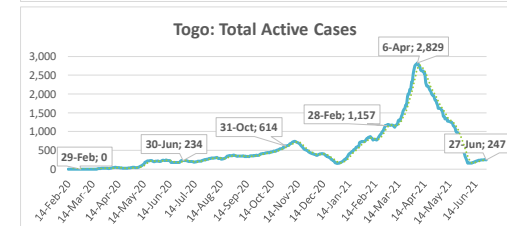
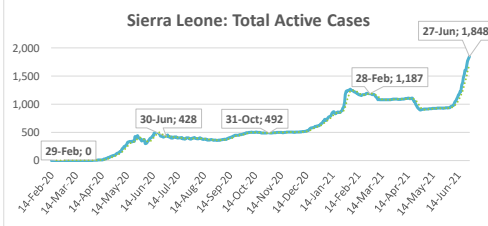
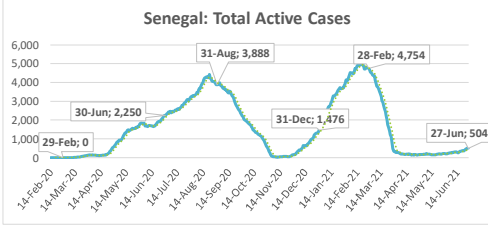
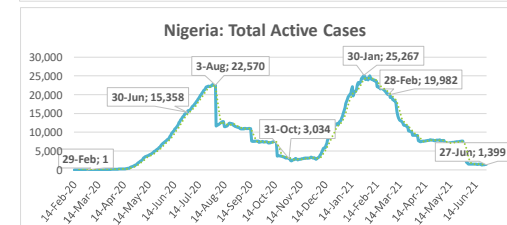
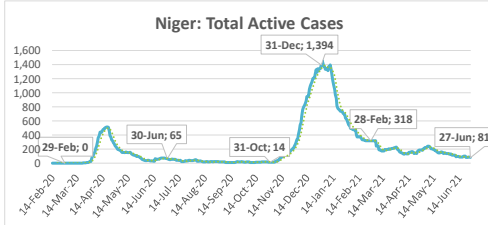
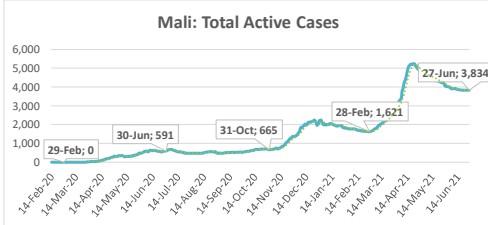
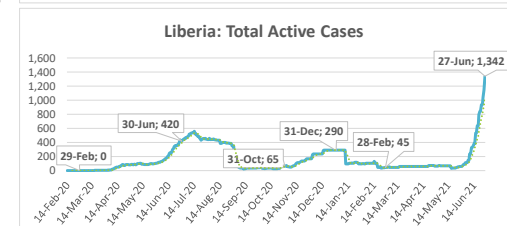
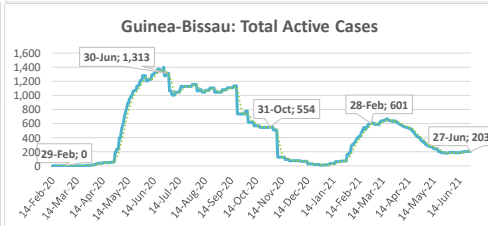
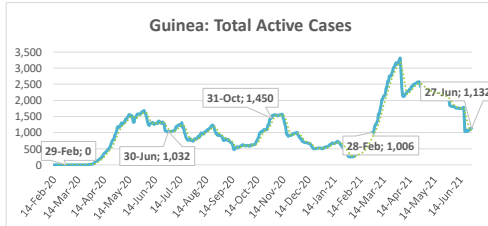
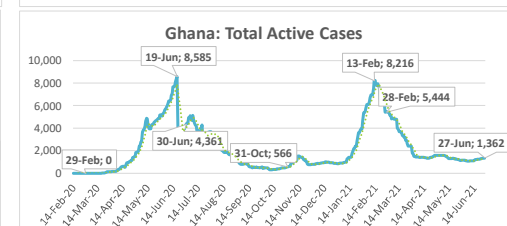
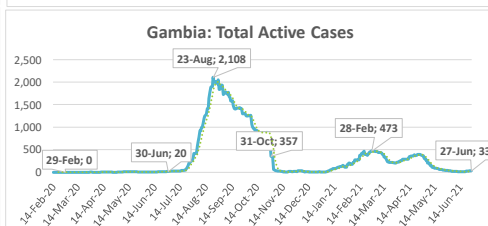
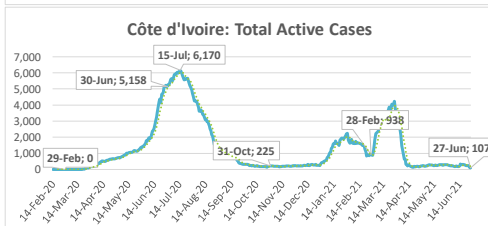
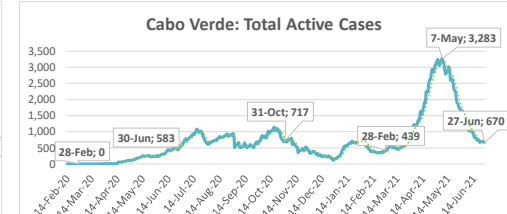
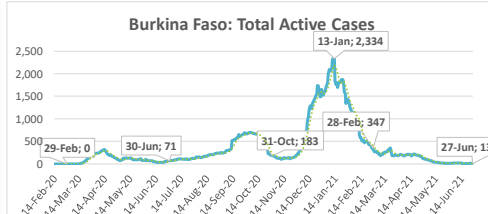
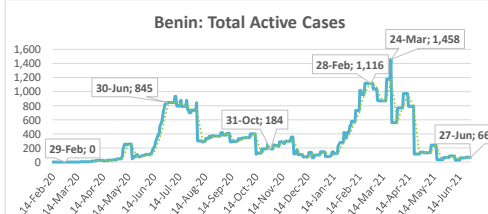
---

## **Highlights of the Covid-19 Situation in West Africa as of June 27, 2021**

- **As of Sunday, June 27, 2021, the number of total cases in the West Africa region reached 484,388.** The region reported 3,529 new cases in the review week, which is a 19.8% increase compared to the new cases reported in the preceding week. The total number of deaths reported reached 6,426, recording 57 new deaths in the review week. The number of total recovered cases reached 465,121, of which 0.5% were newly recovered cases during the review week. The total number of active cases stands at 12,841, indicating an increase of 939 cases in the review week. The increase in the number of active cases in the region during the review week is mainly attributable to Liberia.
- **Nigeria accounted for 34.6% of the total cases reported in the West region since the start of the pandemic, while Liberia accounted for 21.0% of the new cases in the region during the week under review.** Liberia has the lowest number of total cases in the region since the start of the pandemic at 3,736.
- **The average case fatality rate (CFR) for the region stands at 1.3%. The highest CFR in the region was reported in Mali at 3.6% and the lowest in Côte d'Ivoire at 0.6%.**

# Summary of COVID-19 tracking in West Africa: Situation for the week ending 27 June 2021

|               | Date of first case | Cases       |                           |                           |               | Deaths       |                            |                            |                                  | Recovered       |                               |                               |                                  | Active       |                            |                            |                                  | Test        |                          |
|---------------|--------------------|-------------|---------------------------|---------------------------|---------------|--------------|----------------------------|----------------------------|----------------------------------|-----------------|-------------------------------|-------------------------------|----------------------------------|--------------|----------------------------|----------------------------|----------------------------------|-------------|--------------------------|
|               |                    | Total cases | New cases for the week of | New cases for the week of | Weekly change | Total deaths | New deaths for the week of | New deaths for the week of | Weekly change from Previous week | Total Recovered | New recovered for the week of | New recovered for the week of | Weekly change from Previous week | Active cases | New active for the week of | New active for the week of | Weekly change from Previous week | Total tests | Tests Per million People |
|               |                    | 27 Jun.     | 20 Jun.                   | 20 Jun.                   | 20 Jun.       | 27 Jun.      | 20 Jun.                    | 20 Jun.                    | 20 Jun.                          | 27 Jun.         | 20 Jun.                       | 20 Jun.                       | 20 Jun.                          | 27 Jun.      | 20 Jun.                    | 20 Jun.                    | 20 Jun.                          | 27 Jun.     | 27 Jun.                  |
| West Africa   | 28-Feb-20          | 484,388     | 3,529                     | 2,946                     | 583           | 6,426        | 57                         | 29                         | 28                               | 465,121         | 2,533                         | 2,706                         | -173                             | 12,841       | 939                        | 211                        | 728                              | 7,551,101   | 19,011                   |
| Benin         | 16-Mar-20          | 8,170       | 30                        | 31                        | -1            | 104          | 1                          | 1                          | 0                                | 8,000           | 21                            | 0                             | 21                               | 66           | 8                          | 30                         | -22                              | 604,310     | 49,847                   |
| Burkina Faso  | 9-Mar-20           | 13,478      | 9                         | 10                        | -1            | 168          | 1                          | 0                          | -1                               | 13,297          | 4                             | 21                            | -17                              | 13           | 4                          | -11                        | 15                               | 195,862     | 9,370                    |
| Cabo Verde    | 20-Mar-20          | 32,372      | 370                       | 431                       | -61           | 286          | 3                          | 10                         | -7                               | 31,416          | 428                           | 672                           | -244                             | 670          | -61                        | -251                       | 190                              | 245,740     | 441,989                  |
| Côte d'Ivoire | 11-Mar-20          | 48,192      | 148                       | 382                       | -234          | 312          | 4                          | 2                          | -2                               | 47,773          | 328                           | 267                           | 61                               | 107          | -184                       | 113                        | -297                             | 703,614     | 26,674                   |
| Gambia, The   | 18-Mar-20          | 6,069       | 45                        | 16                        | -29           | 181          | 0                          | 1                          | -1                               | 5,855           | 28                            | 14                            | 14                               | 33           | 17                         | 1                          | 16                               | 82,460      | 34,121                   |
| Ghana         | 12-Mar-20          | 95,369      | 456                       | 420                       | -36           | 795          | 2                          | 4                          | -2                               | 93,212          | 331                           | 292                           | 39                               | 1,362        | 123                        | 124                        | -1                               | 1,259,852   | 40,545                   |
| Guinea        | 13-Mar-20          | 23,692      | 242                       | 52                        | 190           | 168          | 0                          | 1                          | -1                               | 22,392          | 142                           | 762                           | -620                             | 1,132        | 100                        | -711                       | 811                              | 467,493     | 35,597                   |
| Guinea-Bissau | 27-Mar-20          | 3,846       | 21                        | 22                        | -1            | 69           | 0                          | 0                          | 0                                | 3,574           | 16                            | 10                            | 6                                | 203          | 5                          | 12                         | -7                               | 72,428      | 36,803                   |
| Liberia       | 16-Mar-20          | 3,736       | 741                       | 460                       | 281           | 120          | 25                         | 2                          | 23                               | 2,274           | 169                           | 11                            | 158                              | 1,342        | 547                        | 447                        | 100                              | 117,221     | 23,177                   |
| Mali          | 25-Mar-20          | 14,417      | 36                        | 31                        | -5            | 525          | 1                          | 1                          | 0                                | 10,058          | 25                            | 74                            | -49                              | 3,834        | 10                         | -44                        | 54                               | 317,088     | 15,658                   |
| Niger         | 20-Mar-20          | 5,479       | 10                        | 23                        | -13           | 193          | 0                          | 1                          | -1                               | 5,205           | 27                            | 17                            | 10                               | 81           | -17                        | 5                          | -22                              | 117,372     | 4,849                    |
| Nigeria       | 28-Feb-20          | 167,467     | 261                       | 140                       | 121           | 2,119        | 2                          | 0                          | -2                               | 163,949         | 392                           | 94                            | 298                              | 1,399        | -133                       | 46                         | -179                             | 2,266,591   | 10,995                   |
| Senegal       | 2-Mar-20           | 42,904      | 500                       | 406                       | 94            | 1,164        | 6                          | 4                          | -2                               | 41,236          | 361                           | 339                           | 22                               | 504          | 133                        | 63                         | -70                              | 559,882     | 33,438                   |
| Sierra Leone  | 31-Mar-20          | 5,381       | 565                       | 428                       | 137           | 94           | 12                         | 0                          | -12                              | 3,439           | 175                           | 83                            | 92                               | 1,848        | 378                        | 345                        | 33                               | 181,875     | 22,800                   |
| Togo          | 6-Mar-20           | 13,816      | 95                        | 94                        | -1            | 128          | 0                          | 2                          | -2                               | 13,441          | 86                            | 50                            | 36                               | 247          | 9                          | 42                         | -33                              | 359,313     | 43,402                   |



.....: 7-day moving average