



AFRICAN DEVELOPMENT BANK GROUP

Weekly Data Flash on Covid-19 in Africa¹:

The situation as of Sunday, July 4, 2021

Statistics Department (ECST)

¹ This briefing note has been prepared by Roza Mamuye Bora, Senior Statistician; Anouar Chaouch, Statistician; Soumaila Karambiri, Statistical Assistant; Regis Hauhouot Stephane, Statistical Assistant and Desire Lakpa Guy, Statistical Assistant and under the supervision of Louis Kouakou, Division Manager ECST1.

Contents

	Page
Highlights of the Covid-19 Situation in Africa as of July 4, 2021	1
Data Annexes: Africa	4
Highlights of the Covid-19 Situation in Central Africa as of July 4, 2021	6
Data Annexes: Central Africa	8
Highlights of the Covid-19 Situation in East Africa as of July 4, 2021	9
Data Annexes: East Africa	11
Highlights of the Covid-19 Situation in North Africa as of July 4, 2021	12
Data Annexes: North Africa	14
Highlights of the Covid-19 Situation in Southern Africa as of July 4, 2021	15
Data Annexes: Southern Africa	17
Highlights of the Covid-19 Situation in West Africa as of July 4, 2021	18
Data Annexes: West Africa	20

Highlights of the Covid-19 Situation in Africa as of July 04, 2021²

Vaccinations: Status Update

- In the week ending July 4, 2021, around 269.6 million new Covid-19 vaccinations were administered globally, bringing the total given since the start of the pandemic to almost 3.2 billion. In terms of the geographical distribution, China accounts for 40.5% of the total number of Covid-19 vaccinations administered to date, followed by India at 11% and the USA at 10.3%.
- The number of African countries that have released data on rolling out Covid-19 vaccinations stands at 45, though the number of countries that have just started their vaccination roll-out could be higher. As of July 4, 2021, a total of 50,971,317 vaccinations had been administered in Africa, which represents 1.6% of total global vaccinations. Morocco accounts for 37.7% of the vaccinations carried out in Africa to date, followed by Egypt at 8.4%, Nigeria (6.7%) and South Africa (6.5%).

Covid-19 Testing in Africa

- As of Sunday, July 4, 2021, almost 53.9 million tests for Covid-19 had been administered in Africa, of which over 1.3 million were reported in the week under review. Ten countries collectively account for 70.1% of the tests conducted in Africa as of July 4, 2021: South Africa (25.0%), Morocco (12.8%), Egypt (5.6%), Ethiopia (5.4%), Nigeria (4.3%), Kenya (3.7%), Zambia (3.6%), Tunisia (3.3%), Cameroon (3.3%) and Rwanda (3.1%).
- The number of average tests per 1 million people in Africa as of July 4, 2021 stands at 40,241, which is an increase of 2.5% over the figure reported in the previous week. Botswana continues to lead on this indicator with 562,102 tests per 1 million people, followed by Cabo Verde (441,989), Gabon (401,937), Mauritius (282,029), South Africa (226,780) and Seychelles (218,654).

Confirmed, New and Active Global Covid-19 Cases

- Globally, the total number of confirmed Covid-19 cases since the start of the pandemic reached 183,738,382: the majority of which (30.6%) occurred in Asia, followed by Europe (26.1%), North America (22.1%), South America (18.1%) and Africa (3.1%). To date, 128,671,689 cases have recovered globally, representing 70.0% of confirmed global Covid-19 cases.
- The number of new cases reported globally in the review week amounted to 2,694,747, indicating an increase of 3.2% compared to the new cases recorded in the preceding week. An increase in the weekly number of global cases was recorded in the past two weeks, reversing the declining trend that was observed in the preceding four weeks.

² Tanzania has not released data on Covid-19 since May 08, 2020. Chad has not released new data for the review week.

- **The number of global deaths due to Covid-19 reached 3,976,163, of which 54,091 were recorded in the week ending July 4, 2021;** this was 5.7% lower than the number of deaths recorded in the previous week. The number of global active cases increased by 441,743 cases in the review week, to reach 51,090,530 as of July 4, 2021.
- **Africa accounted for 3.1% of the total global cases, 3.7% of deaths, 3.8% of recovered cases and 1.3% of active cases as of July 4, 2021, as detailed below.**

Confirmed, New and Active Covid-19 Cases in Africa

- **As of July 4, 2021, the total number of confirmed cases in Africa reached 5,665,391,** 63.5% of which were in five countries, namely South Africa (36.4%), Morocco (9.4%), Tunisia (7.8%), Egypt (5.0%) and Ethiopia (4.9%). The five countries with the lowest number of cases were Mauritius, São Tomé & Príncipe, Guinea-Bissau, Comoros and Liberia, with cases ranging between 1,858 in Mauritius and 4,520 in Liberia, collectively accounting for 0.3% of the confirmed cases in Africa. Considering population size, Seychelles, Cabo Verde, Tunisia, Namibia and South Africa are the five countries with the highest number of confirmed cases per million people; rates ranging from 160,236 in Seychelles to 34,347 in South Africa.
- **In the week under review, a total of 253,133 new cases were reported in Africa,** which is a 19.8% increase compared to the previous week. These new cases in Africa account for 9.4% of the weekly new cases recorded globally. Over the past six weeks, the number of new cases in Africa has been showing a steady increase, mainly reflecting the trend in South Africa. The Southern Africa region accounted for 71.2% of the weekly new cases in Africa, followed by North Africa (19.4%), East Africa (6.5%), West Africa (1.8%) and Central Africa (1.0%).
- **The total number of active cases in Africa increased by 75,105 cases in the review week to reach 645,871.** Currently, just six countries collectively account for 69.4% of the active cases in Africa, namely South Africa (29.9%), Tunisia (10.2%), Kenya (8.4%), Egypt (8.0%), Cameroon (6.9%) and Algeria (6.0%).
- **From a regional perspective, all the regions saw increases in active cases in the review week, the majority (42.2%) of the weekly increase in Africa being in the Southern Africa region followed by North Africa at 27.3%.**

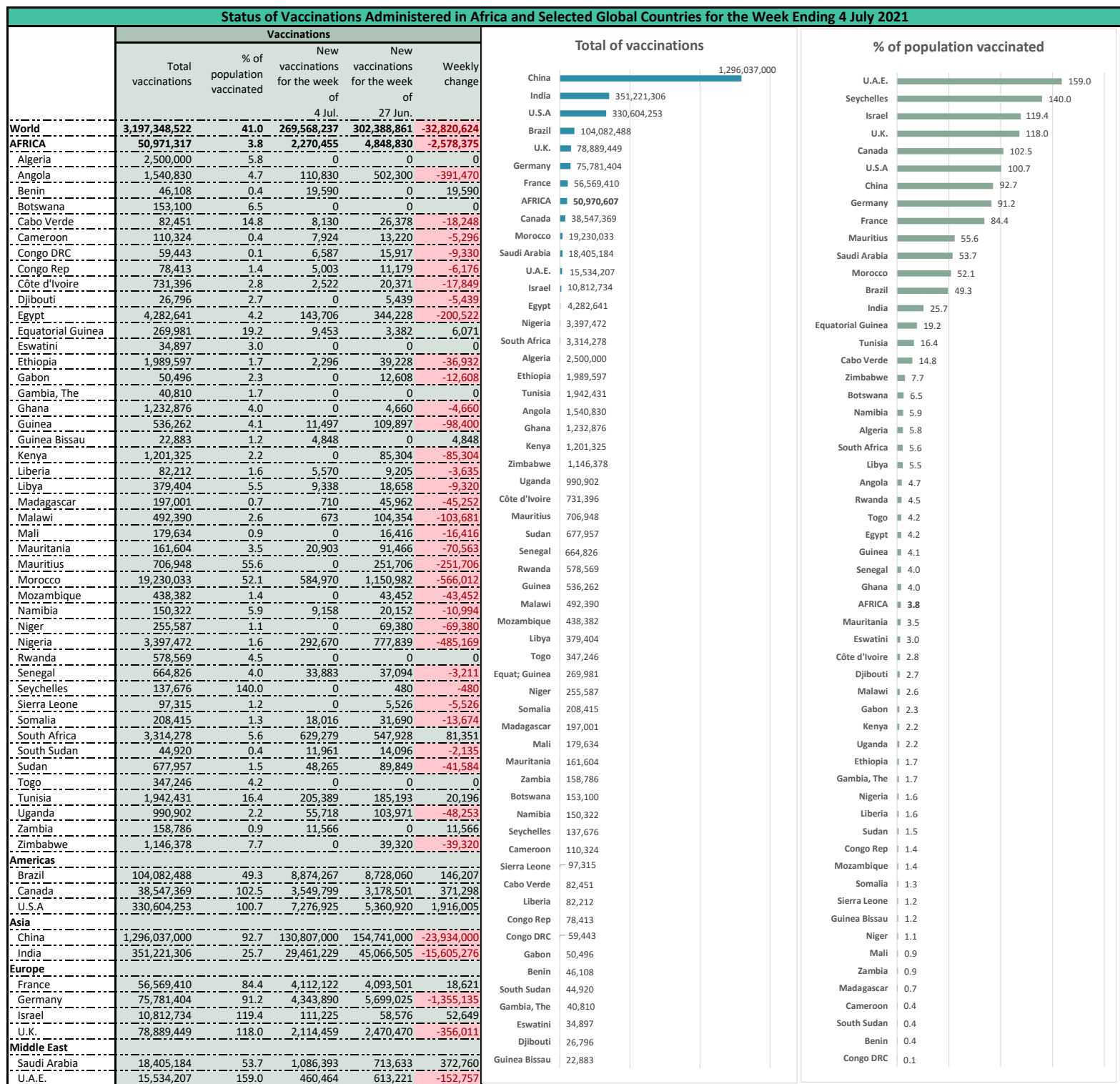
Deaths and the Case Fatality Rates in Africa

- **As of July 4, 2021, a total of 145,539 deaths had been reported in Africa since the start of the pandemic,** of which 50.8% were in Southern Africa, 33.3% in North Africa, 9.4% in East Africa, 4.5% in West Africa and 2.1% in Central Africa. The five countries with the highest number of reported deaths due to Covid-19 since the start of the pandemic are South Africa, Egypt, Tunisia, Morocco and Ethiopia, ranging from 61,840 in South Africa to 4,331 in Ethiopia. A total of 4,421 new deaths were reported in Africa in the week under review, which is an increase of 19.9% compared to the preceding week.

- **The case fatality rate (CFR), i.e. deaths per confirmed cases for Africa, stands at 2.6%, which is higher than the global CFR rate of 2.2%.** Regionally, West Africa has the lowest CFR at 1.3%, followed by Central Africa at 1.7%, East Africa at 2.0%, Southern Africa at 2.8% and North Africa at 3.0%. As of July 4, 2021, seventeen African countries recorded CFRs higher than the African average with the highest in Sudan at 7.5%, followed by Egypt (5.8%), Somalia (5.2%), Comoros (3.7%), Eswatini (3.6%), Mali (3.6%), Tunisia (3.5%), Niger (3.5%), Chad (3.5%), Zimbabwe (3.4%), Malawi (3.3%), South Africa (3.0%), The Gambia (3.0%), Liberia (2.9%), Lesotho (2.8%), Algeria (2.7%) and Senegal (2.7%).

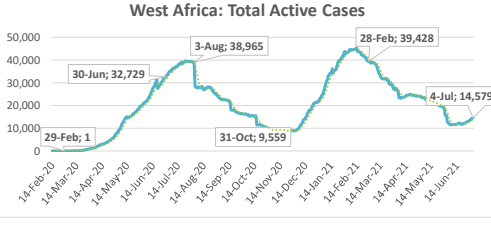
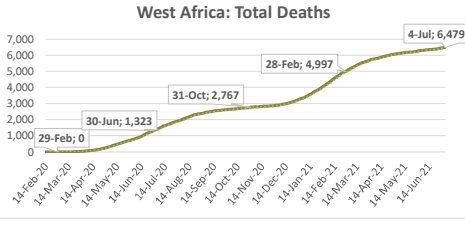
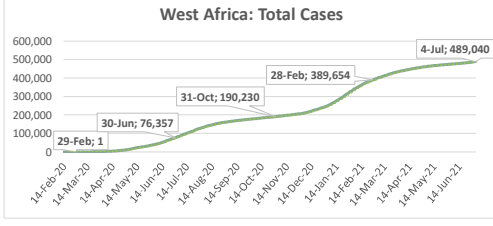
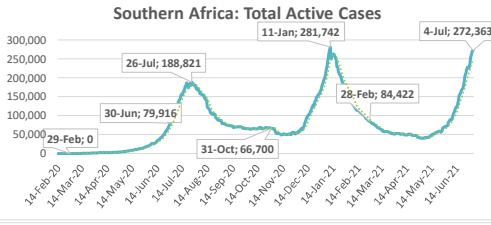
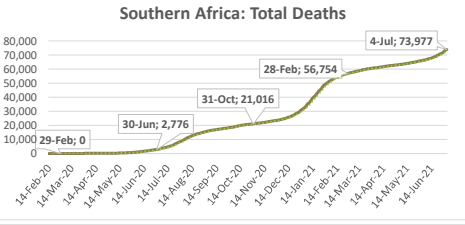
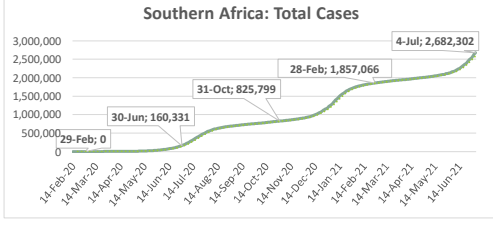
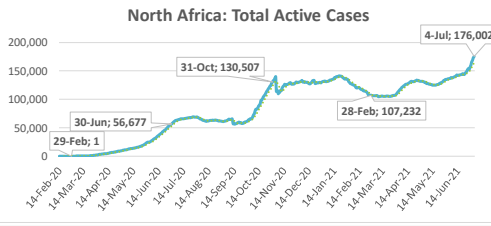
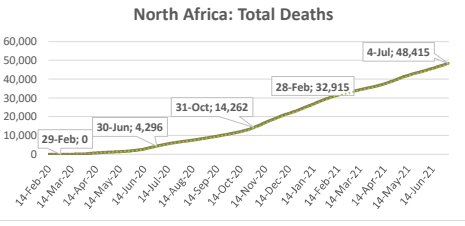
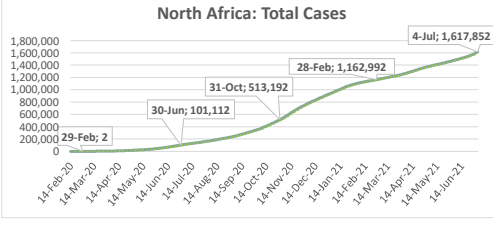
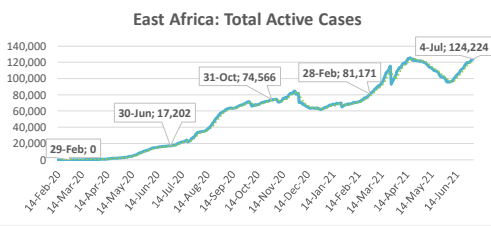
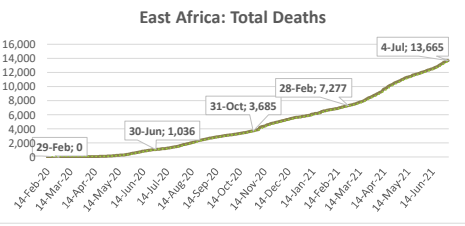
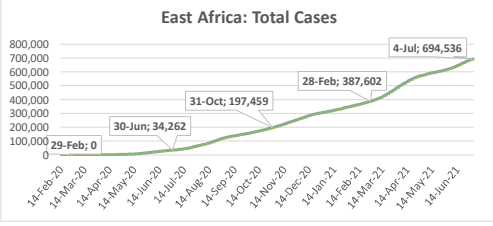
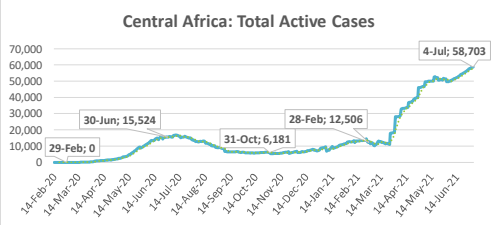
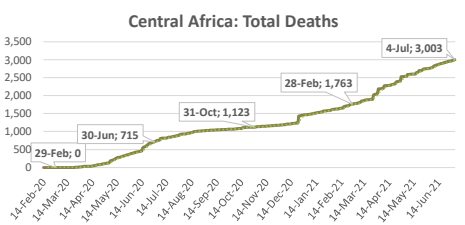
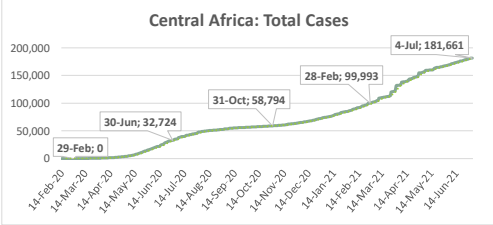
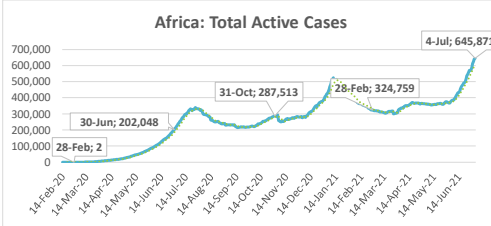
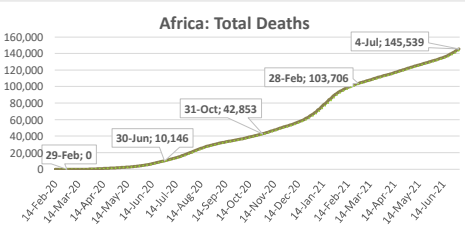
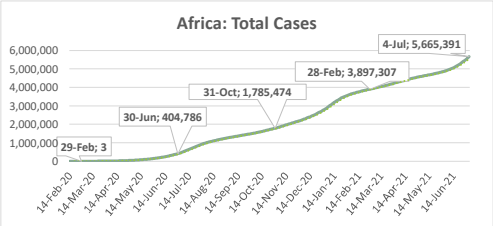
Recovery Rates in Africa

- **As of July 4, 2021, the number of recovered cases in Africa reached 4,873,981, which represents 86.0% of its total confirmed cases.** Regionally, the recovery levels stand at 95.7% for West Africa, 87.1% for Southern Africa, 86.1% for North Africa, 80.1% for East Africa, and 66.0% for Central Africa. In the week under review 173,607 newly recovered cases were reported.



Summary of COVID-19 tracking in Africa: Situation for the week ending 4 July 2021

	Date of first case	Cases				Deaths				Recovered				Active				Test	
		Total cases	New cases for the week of	New cases for the week of	Weekly change from Previous week	Total deaths	New deaths for the week of	New deaths for the week of	Weekly change from Previous week	Total Recovered	New recovered for the week of	New recovered for the week of	Weekly change from Previous week	Active cases	New active for the week of	New active for the week of	Weekly change from Previous week	Total tests	Tests Per million People
			4 Jul.	27 Jun.			4 Jul.	27 Jun.			4 Jul.	27 Jun.			4 Jul.	27 Jun.			
World	31-Dec-19	183,738,382	2,694,747	2,610,248	84,499	3,976,163	54,091	57,369	-3,278	128,671,689	2,198,913	2,250,316	-51,403	51,090,530	441,743	302,563	139,180	2,765,984,611	354,850
Africa	14-Feb-20	5,665,391	253,133	211,214	41,919	145,539	4,421	3,687	734	4,873,981	173,607	127,406	46,201	645,871	75,105	80,121	-5,016	53,875,286	40,241
Central Africa	6-Mar-20	181,661	2,638	2,979	-341	3,003	50	50	0	119,955	528	637	-109	58,703	2,060	2,292	-232	3,365,402	22,971
East Africa	13-Mar-20	694,536	16,439	18,893	-2,454	13,665	375	478	-103	556,647	11,466	10,116	1,350	124,224	4,598	8,299	-3,701	9,053,823	24,112
North Africa	14-Feb-20	1,617,852	49,195	35,395	13,800	48,415	1,026	998	28	1,393,435	26,204	25,230	974	176,002	21,965	9,167	12,798	13,381,911	64,824
Southern Africa	5-Mar-20	2,682,302	180,209	150,418	29,791	73,977	2,917	2,104	813	2,335,962	132,548	88,890	43,658	272,363	44,744	59,424	-14,680	20,406,869	95,724
West Africa	28-Feb-20	489,040	4,652	3,529	1,123	6,479	53	57	-4	467,982	2,861	2,533	328	14,579	1,738	939	799	7,667,281	19,303



.....: 7-day moving average

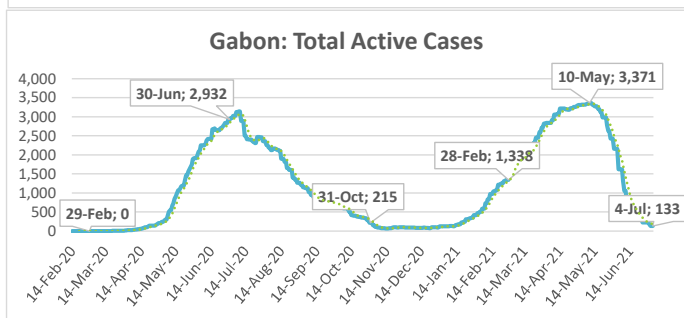
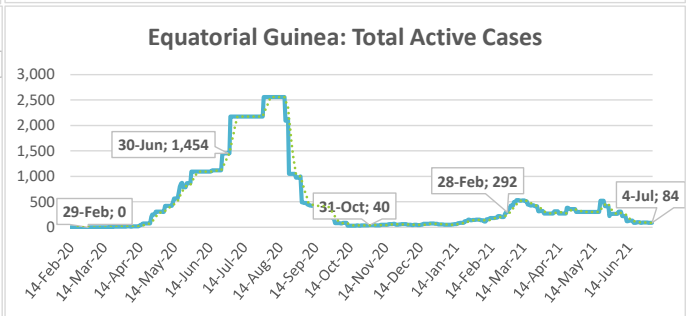
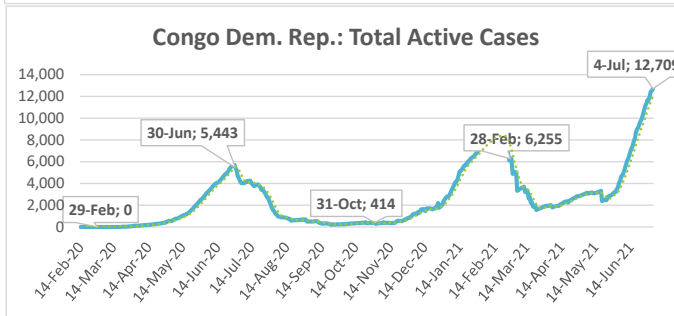
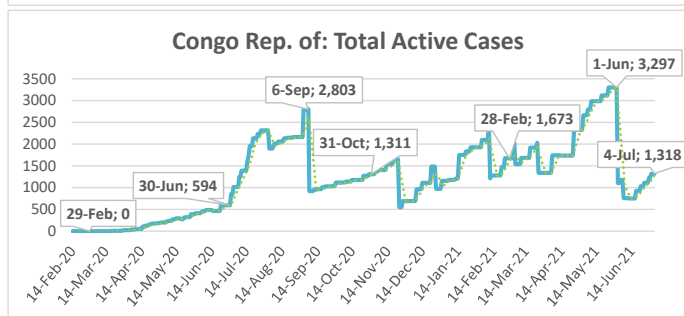
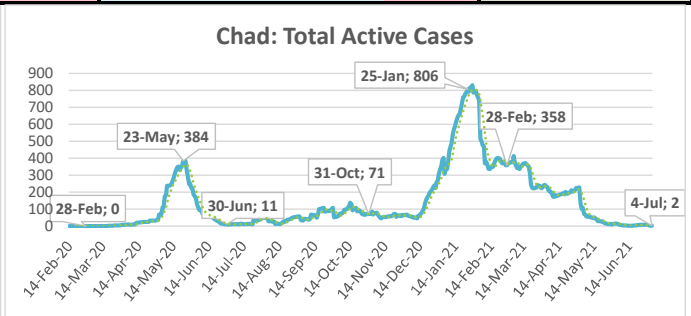
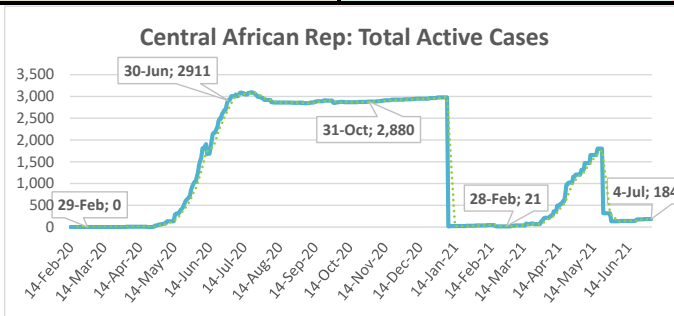
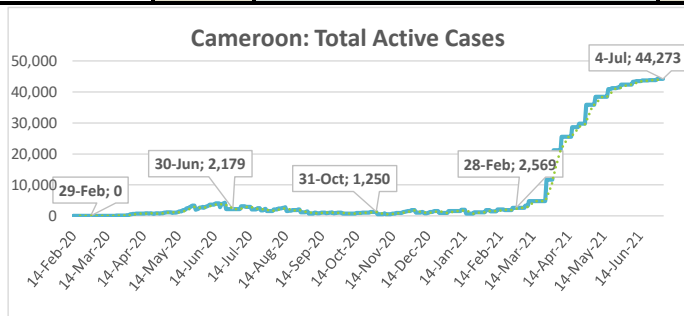
Central Africa

Highlights of the Covid-19 Situation in Central Africa as of July 4, 2021

- **As of Sunday, July 4, 2021, the number of reported total cases in the Central Africa region reached 181,661.** The region reported 2,638 new cases in the review week, which is a 11.4% decline compared to the number recorded in the preceding week. The total number of deaths reported since the start of the pandemic reached 3,003, recording 50 new deaths in the review week. The number of total recovered cases reached 119,955, of which 0.4% were newly recovered cases during the review week. The total number of active cases stands at 58,703, indicating an increase of 2,060 cases in the review week. The increase in the number of active cases in the region during the review week is mainly attributable to the Democratic Republic of Congo.
- **Cameroon accounted for 44.5% of the total cases reported in the region since the start of the pandemic, while the Democratic Republic of Congo accounted for 73.0% of the new cases during the week under review.** Chad has recorded the lowest number of total cases in the Central region since the onset of the pandemic at 4,951.
- **The average case fatality rate (CFR) for the region stands at 1.7%. The highest CFR in the region was reported in Chad at 3.5% and the lowest in Gabon at 0.6%.**

Summary of COVID-19 tracking in Central Africa: Situation for the week ending 4 July 2021

	Date of first case	Cases				Deaths				Recovered				Active				Test	
		Total cases	New cases for the week of	New cases for the week of	Weekly change	Total deaths	New deaths for the week of	New deaths for the week of	Weekly change from Previous week	Total Recovered	New recovered for the week of	New recovered for the week of	Weekly change from Previous week	Active cases	New active for the week of	New active for the week of	Weekly change from Previous week	Total tests	Tests Per million People
			4 Jul.	27 Jun.			4 Jul.	27 Jun.			4 Jul.	27 Jun.			4 Jul.	27 Jun.			
Central Africa	6-Mar-20	181,661	2,638	2,979	-341	3,003	50	50	0	119,955	528	637	-109	58,703	2,060	2,292	-232	3,365,402	22,971
Cameroon	6-Mar-20	80,858	371	159	212	1,324	4	7	-3	35,261	0	0	0	44,273	367	152	215	1,751,774	65,990
Central African Rep.	15-Mar-20	7,141	2	38	-36	98	0	0	0	6,859	0	0	0	184	2	38	-36	57,060	11,814
Chad	19-Mar-20	4,951	0	5	-5	174	0	0	0	4,775	6	1	5	2	-6	4	-10	132,674	8,077
Congo Rep. of	15-Mar-20	12,695	210	187	23	166	1	4	-3	11,211	0	0	0	1,318	209	183	26	162,989	29,537
Congo Dem. Rep.	10-Mar-20	42,181	1,927	2,445	-518	960	44	37	7	28,512	293	281	12	12,709	1,590	2,127	-537	208,837	2,332
Equatorial Guinea	14-Mar-20	8,759	36	25	11	122	1	1	0	8,553	43	21	22	84	-8	3	-11	157,464	112,235
Gabon	12-Mar-20	25,076	92	120	-28	159	0	1	-1	24,784	186	334	-148	133	-94	-215	121	894,604	401,937



.....: 7-day moving average

East Africa

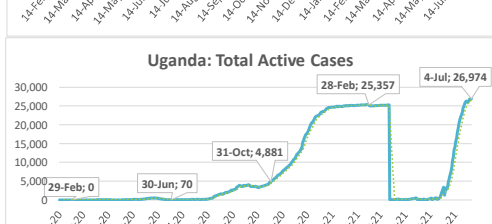
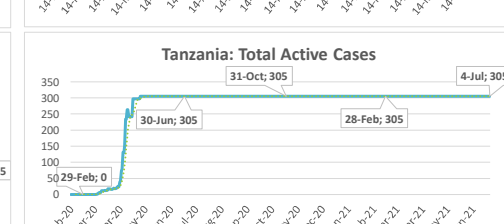
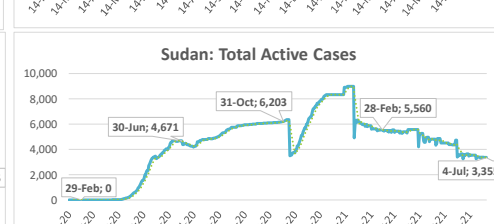
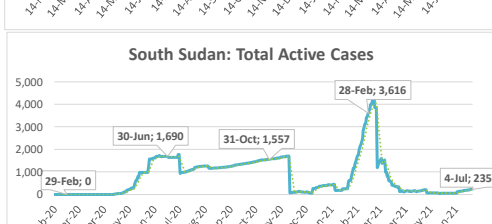
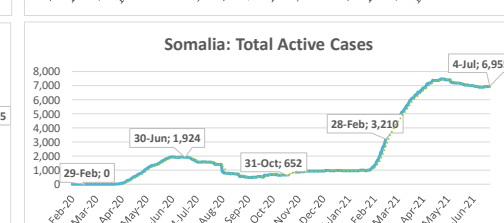
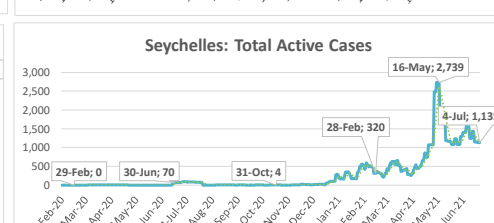
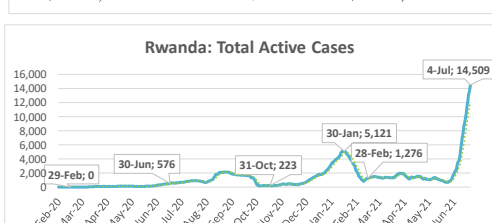
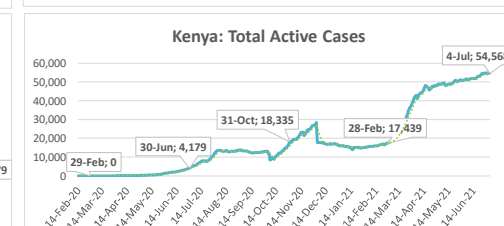
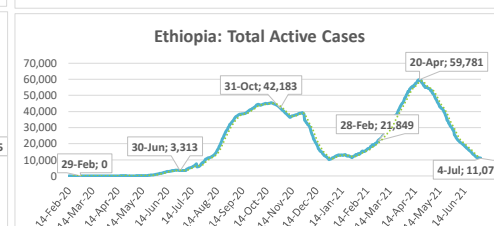
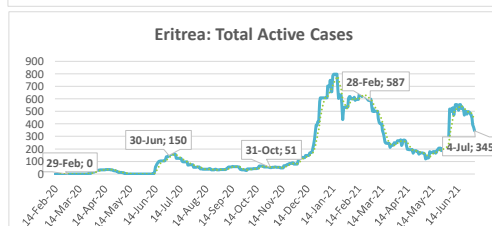
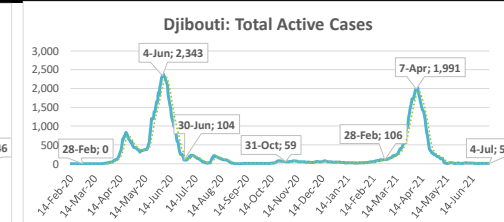
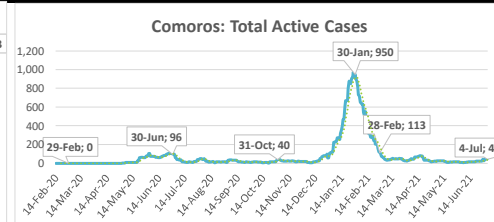
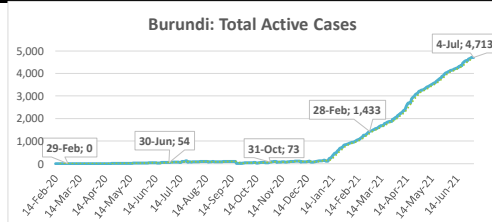
Highlights of the Covid-19 Situation in East Africa as of July 4, 2021

- **As of Sunday, July 4, 2021, the number of total cases in the East Africa region reached 694,536.** The region reported 16,439 new cases in the review week, which is a 13.0% decline compared to the preceding week. The total number of deaths reported reached 13,665, recording 375 new deaths in the review week. The number of total recovered cases reached 556,647, of which 2.1% were newly recovered cases during the review week. The total number of active cases stands at 124,224, indicating an increase of 4,598 cases in the review week. The increase in the number of active cases in the region during the review week is mainly attributable to Rwanda.
- **Ethiopia accounted for 39.8% of the total cases reported in the region since the start of the pandemic, while Rwanda accounted for 36.2% of the new cases in the region during the week under review.** Comoros has reported the lowest number of total cases in the region since the start of the pandemic at 3,958.¹
- **The average case fatality rate (CFR) for the region stands at 2.0%. The highest CFR in the region was reported in Sudan at 7.5% and the lowest in Burundi at 0.1%.**

¹ This precludes Tanzania, which has not released data since May 08, 2020.

Summary of COVID-19 tracking in East Africa: Situation for the week ending 4 July 2021

	Date of first case	Cases				Deaths				Recovered				Active				Test	
		Total cases	New cases for the week of	New cases for the week of	Weekly change	Total deaths	New deaths for the week of	New deaths for the week of	Weekly change from Previous week	Total Recovered	New recovered for the week of	New recovered for the week of	Weekly change from Previous week	Active cases	New active for the week of	New active for the week of	Weekly change from Previous week	Total tests	Tests Per million People
			4 Jul.	27 Jun.			4 Jul.	27 Jun.			4 Jul.	27 Jun.			4 Jul.	27 Jun.			
East Africa	13-Mar-20	694,536	16,439	18,893	-2,454	13,665	375	478	-103	556,647	11,466	10,116	1,350	124,224	4,598	8,299	-3,701	9,053,823	24,112
Burundi	31-Mar-20	5,494	146	227	-81	8	0	0	0	773	0	0	0	4,713	146	227	-81	345,742	29,076
Comoros	2-May-20	3,958	46	4	42	146	0	0	0	3,766	21	0	21	46	25	4	-21	6,227	7,161
Djibouti	18-Mar-20	11,605	4	14	-10	155	0	0	0	11,445	7	11	-4	5	-3	3	-6	175,568	177,700
Eritrea	21-Mar-20	6,088	308	418	-110	25	4	2	2	5,718	457	443	14	345	-153	-27	-126	23,693	6,681
Ethiopia	13-Mar-20	276,435	500	741	-241	4,331	17	31	-14	261,025	1,981	4,096	-2,115	11,079	-1,498	-3,386	1,888	2,885,486	25,099
Kenya	13-Mar-20	185,868	3,271	3,522	-251	3,675	80	139	-59	127,625	3,189	1,732	1,457	54,568	2	1,651	-1,649	1,981,951	36,859
Rwanda	14-Mar-20	42,585	5,958	5,814	144	470	50	38	12	27,606	516	386	130	14,509	5,392	5,390	-2	1,672,746	129,147
Seychelles	15-Mar-20	15,857	741	993	-252	71	8	8	0	14,651	1,024	1,122	-98	1,135	-291	-137	-154	21,504	218,654
Somalia	16-Mar-20	14,977	85	40	45	775	0	0	0	7,247	12	85	-73	6,955	73	-45	118	152,960	9,624
South Sudan	5-Apr-20	10,866	54	42	12	117	2	0	-2	10,514	0	0	0	235	52	42	10	174,045	15,548
Sudan	13-Mar-20	36,658	84	227	-143	2,760	6	17	-11	30,543	56	425	-369	3,355	22	-215	237	254,875	5,813
Tanzania	16-Mar-20	509	21	183	305	3,880	65
Uganda	21-Mar-20	83,636	5,242	6,851	-1,609	1,111	208	243	-35	55,551	4,203	1,816	2,387	26,974	831	4,792	-3,961	1,355,146	29,627



.....: 7-day moving average

North Africa

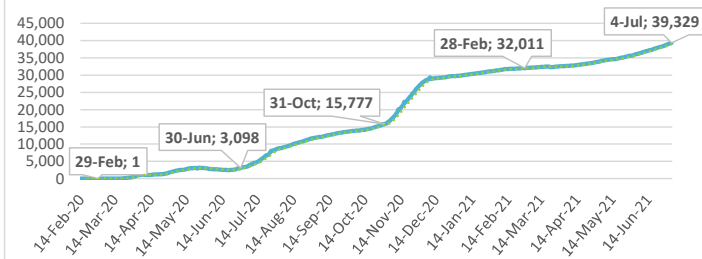
Highlights of the Covid-19 Situation in North Africa as of July 4, 2021

- **As of Sunday, July 4, 2021, the number of total cases in the North Africa region reached 1,617,852.** The region reported 49,195 new cases in the review week, which is a 39.0% increase compared to the preceding week. The total number of deaths reported reached 48,415, recording 1,026 new deaths in the review week. The number of total recovered cases reached 1,393,435, of which 1.9% were newly recovered cases during the review week. The total number of active cases stands at 176,002, indicating an increase of 21,965 cases in the review week. The increase in the number of active cases in the region during the review week is mainly attributable to Tunisia.
- **Morocco accounted for 33.0% of the total cases reported in the region since the start of the pandemic, while Tunisia accounted for 74.4% of the new cases in the region during the week under review.** Mauritania has reported the lowest number of total cases in the region since the start of the pandemic at 21,076.
- **The average case fatality rate (CFR) for the region currently stands at 3.0%. The highest CFR in the region was reported in Egypt at 5.8% and the lowest in Libya at 1.6%.**

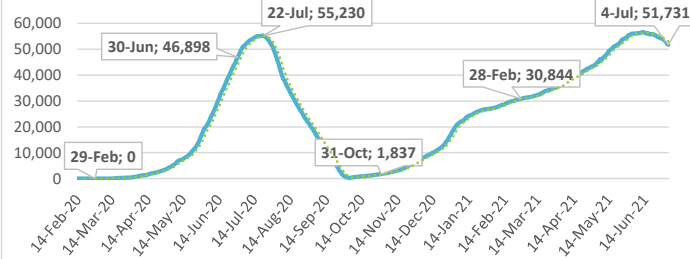
Summary of COVID-19 tracking in North Africa: Situation for the week ending 4 July 2021

	Date of first case	Cases				Deaths				Recovered				Active				Test	
		Total cases	New cases for the week of	New cases for the week of	Weekly change	Total deaths	New deaths for the week of	New deaths for the week of	Weekly change from Previous week	Total Recovered	New recovered for the week of	New recovered for the week of	Weekly change from Previous week	Active cases	New active for the week of	New active for the week of	Weekly change from Previous week	Total tests	Tests Per million People
			4 Jul.	27 Jun.			4 Jul.	27 Jun.			4 Jul.	27 Jun.			4 Jul.	27 Jun.			
North Africa	14-Feb-20	1,617,852	49,195	35,395	13,800	48,415	1,026	998	28	1,393,435	26,204	25,230	974	176,002	21,965	9,167	12,798	13,381,911	64,824
Algeria	26-Feb-20	141,471	3,006	2,644	362	3,755	62	62	0	98,387	2,052	1,764	288	39,329	892	818	74	230,861	5,265
Egypt	14-Feb-20	282,082	1,688	3,638	-1,950	16,264	172	263	-91	214,087	4,035	4,895	-860	51,731	-2,519	-1,520	-999	3,010,605	29,419
Libya	25-Mar-20	195,042	2,572	1,722	850	3,211	24	13	11	179,095	1,495	1,383	112	12,736	1,053	326	727	1,131,160	164,621
Mauritania	14-Mar-20	21,076	441	299	142	489	3	5	-2	19,934	266	255	11	653	172	39	133	313,555	67,436
Morocco	5-Mar-20	534,550	4,874	3,025	1,849	9,319	42	39	3	519,696	3,427	2,588	839	5,535	1,405	398	1,007	6,908,167	187,160
Tunisia	5-Mar-20	443,631	36,614	24,067	12,547	15,377	723	616	107	362,236	14,929	14,345	584	66,018	20,962	9,106	11,856	1,787,563	151,250

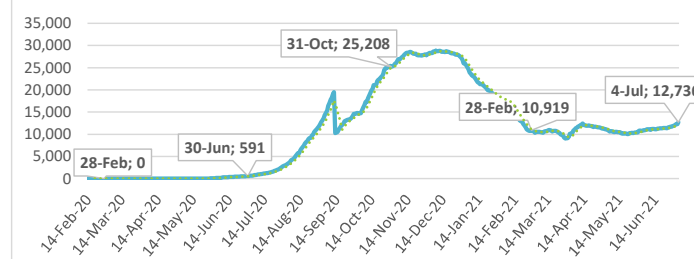
Algeria: Total Active Cases



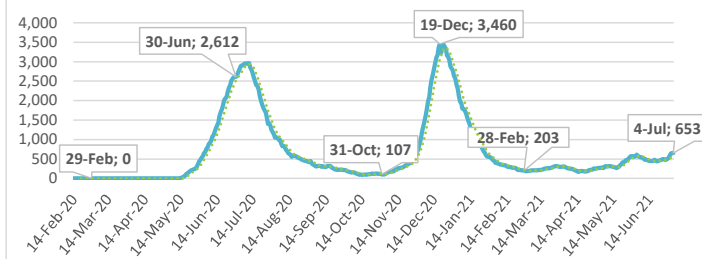
Egypt: Total Active Cases



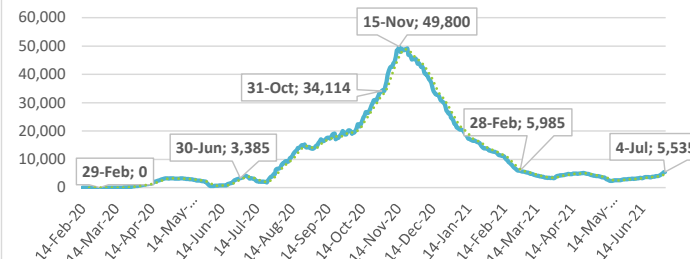
Libya: Total Active Cases



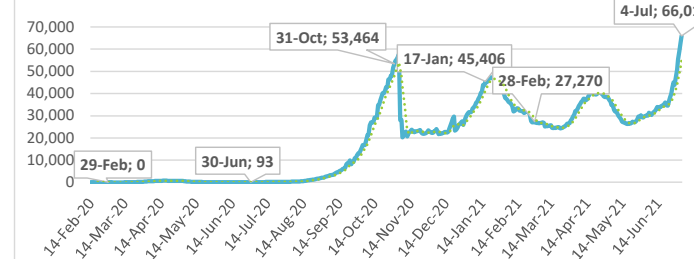
Mauritania: Total Active Cases



Morocco: Total Active Cases



Tunisia: Total Active Cases



.....: 7-day moving average

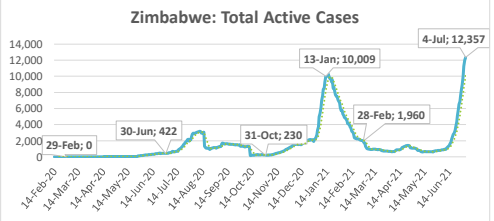
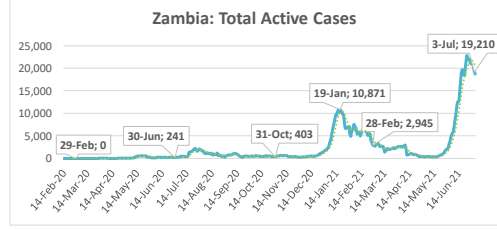
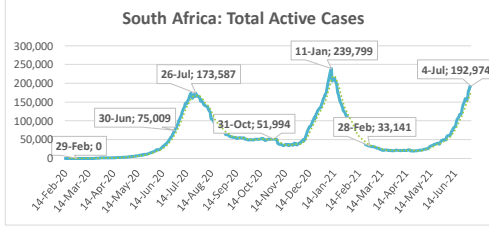
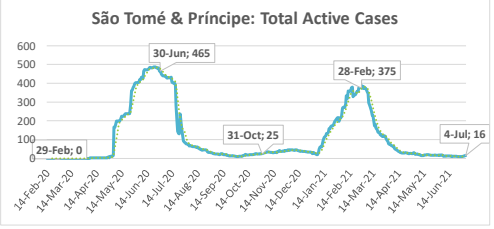
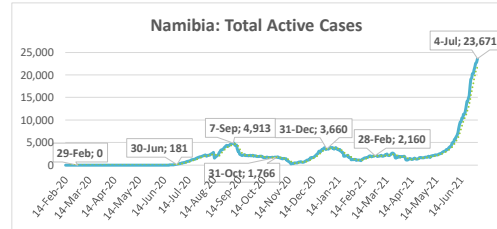
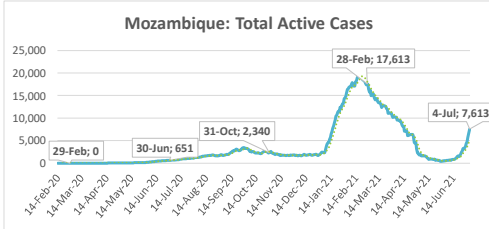
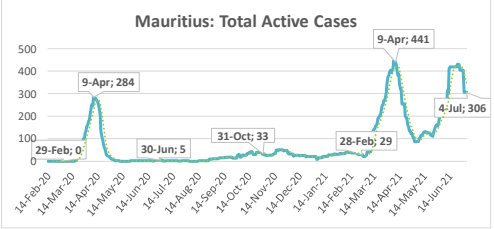
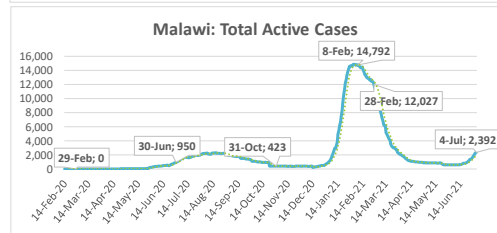
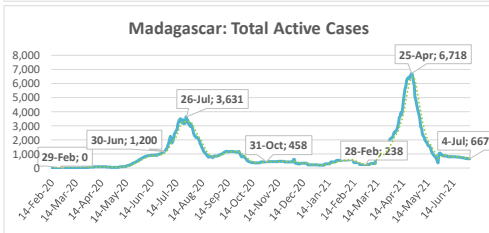
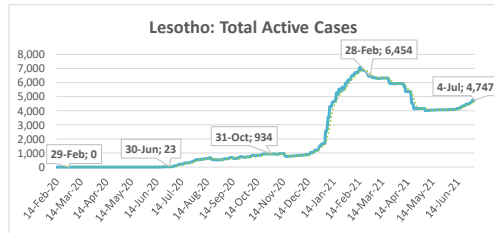
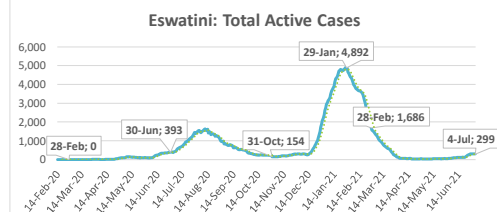
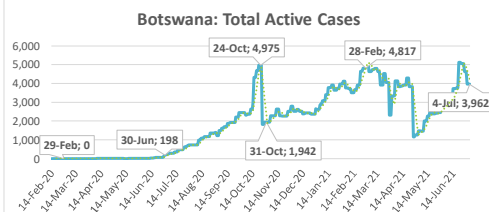
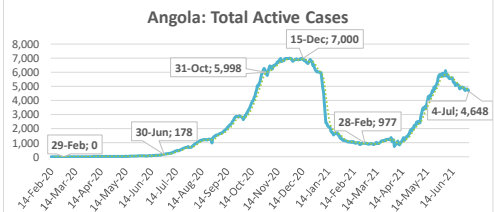
Southern Africa

Highlights of the Covid-19 Situation in Southern Africa as of July 4, 2021

- **As of Sunday, July 4, 2021, the number of total cases in the Southern Africa region reached 2,682,302.** The region reported 180,209 new cases in the review week, which is a 19.8% increase compared to the preceding week. The total number of deaths reported reached 73,977, recording 2,917 new deaths in the review week. The number of total recovered cases reached 2,335,962, of which 5.7% were newly recovered cases during the review week. The total number of active cases stands at 272,363, indicating an increase of 44,744 cases in the review week. The increase in the number of active cases in the region during the review week is mainly attributable to South Africa.
- **South Africa accounted for 76.9% of the total cases reported in the region since the start of the pandemic and 74.4% of the new cases in the region during the week under review.** Mauritius has the lowest number of total cases in the region at 1,858.
- **The average case fatality rate (CFR) for the region stands at 2.8%. The highest CFR in the region was reported in Eswatini at 3.6% and the lowest in Mauritius at 1.0%.**

Summary of COVID-19 tracking in Southern Africa: Situation for the week ending 4 July 2021

	Date of first case	Cases				Deaths				Recovered				Active				Test	
		Total cases	New cases for the week of	New cases for the week of	Weekly change	Total deaths	New deaths for the week of	New deaths for the week of	Weekly change from Previous week	Total Recovered	New recovered for the week of	New recovered for the week of	Weekly change from Previous week	Active cases	New active for the week of	New active for the week of	Weekly change from Previous week	Total tests	Tests Per million People
		4 Jul.	27 Jun.	27 Jun.	27 Jun.	4 Jul.	27 Jun.	27 Jun.	27 Jun.	4 Jul.	27 Jun.	27 Jun.	27 Jun.	4 Jul.	27 Jun.	27 Jun.	27 Jun.	4 Jul.	4 Jul.
Southern Africa	5-Mar-20	2,682,302	180,209	150,418	29,791	73,977	2,917	2,104	813	2,335,962	132,548	88,890	43,658	272,363	44,744	59,424	-14,680	20,406,869	95,724
Angola	27-Mar-20	39,230	674	878	-204	913	24	30	-6	33,669	878	1,115	-237	4,648	-228	-267	39	653,817	19,893
Botswana	16-Mar-20	71,443	3,951	4,245	-294	1,158	63	155	-92	66,323	4,982	2,800	2,182	3,962	-1,094	1,290	-2,384	1,321,854	562,102
Eswatini	14-Mar-20	19,084	49	222	-173	678	0	1	-1	18,107	12	78	-66	299	37	143	-106	236,397	203,762
Lesotho	13-May-20	11,568	329	158	171	329	0	0	0	6,492	45	2	43	4,747	284	156	128	115,657	53,989
Madagascar	20-Mar-20	42,311	117	71	46	922	16	5	11	40,722	153	119	34	667	-52	-53	1	215,256	7,773
Malawi	2-Apr-20	36,926	1,297	761	536	1,208	26	14	12	33,326	295	160	135	2,392	976	587	389	273,402	14,292
Mauritius	18-Mar-20	1,858	25	132	-107	18	0	0	0	1,534	123	146	-23	306	98	-14	-84	358,675	282,029
Mozambique	27-Mar-20	80,151	5,013	2,631	2,382	904	36	20	16	71,634	553	1,032	-479	7,613	4,424	1,579	2,845	611,476	19,564
Namibia	14-Mar-20	95,703	10,998	11,541	-543	1,649	249	239	10	70,383	6,451	4,683	1,768	23,671	4,298	6,619	-2,321	543,309	213,825
São Tomé & Príncipe	6-Apr-20	2,376	11	3	8	37	0	0	0	2,323	5	4	1	16	6	-1	7	14,270	65,113
South Africa	5-Mar-20	2,062,896	133,999	105,578	28,421	61,840	1,940	1,198	742	1,808,082	98,083	62,496	35,587	192,974	33,976	41,884	-7,908	13,450,014	226,780
Zambia	18-Mar-20	164,282	15,714	19,535	-3,821	2,443	421	378	43	143,128	18,546	15,622	2,924	18,711	-3,253	3,535	-6,788	1,913,525	104,087
Zimbabwe	25-Mar-20	54,474	8,032	4,663	3,369	1,878	142	64	78	40,239	2,422	633	1,789	12,357	5,468	3,966	1,502	699,217	47,044



.....: 7-day moving average

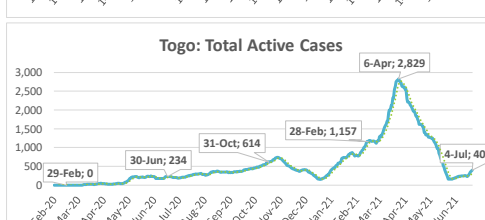
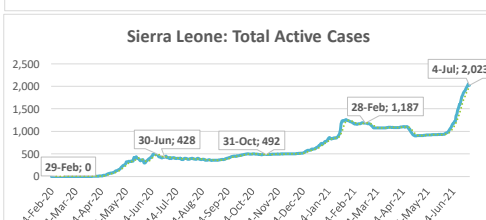
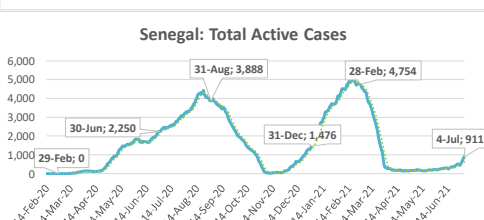
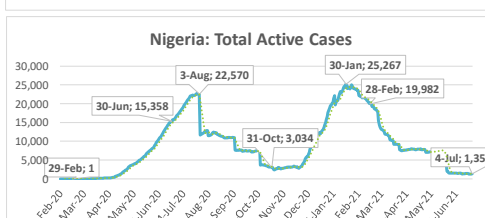
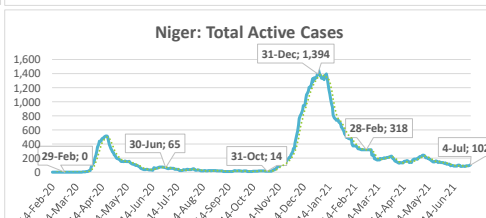
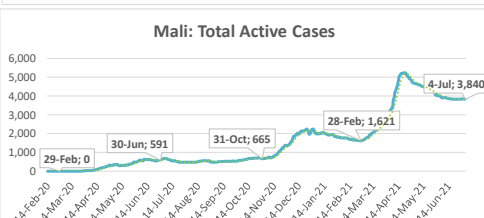
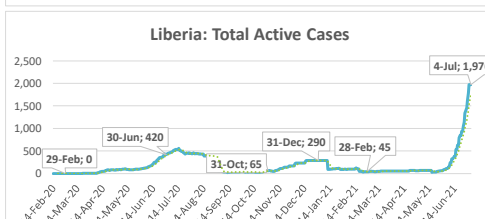
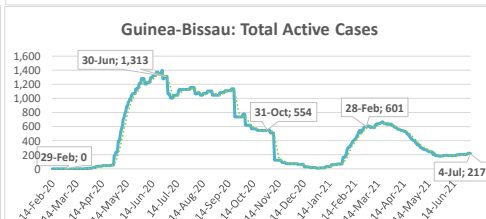
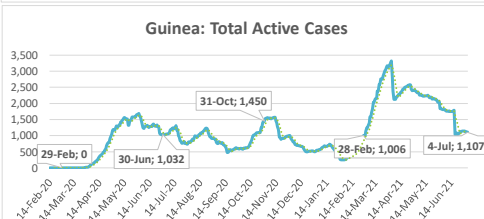
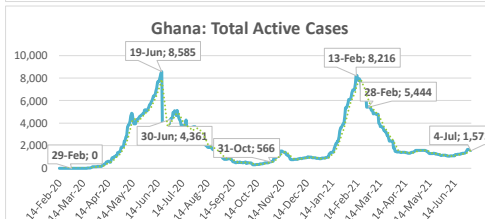
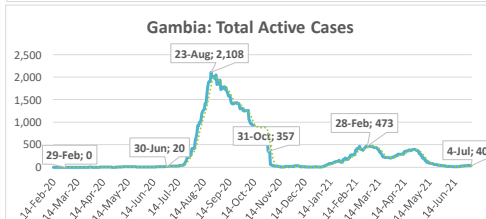
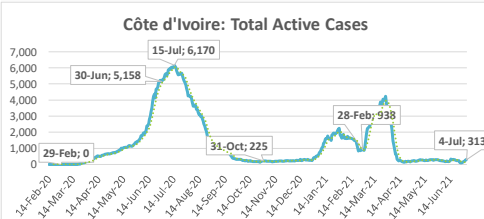
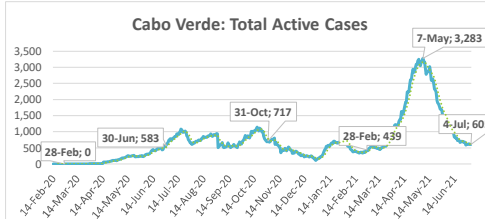
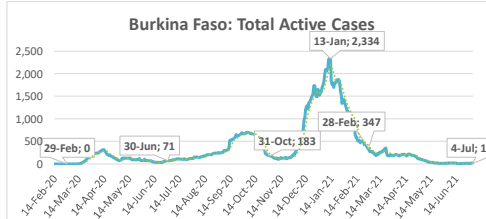
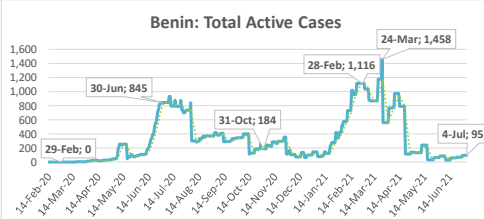
West Africa

Highlights of the Covid-19 Situation in West Africa as of July 4, 2021

- **As of Sunday, July 4, 2021, the number of total cases in the West Africa region reached 489,040.** The region reported 4,652 new cases in the review week, which is a 31.8% increase compared to the new cases reported in the preceding week. The total number of deaths reported reached 6,479, recording 53 new deaths in the review week. The number of total recovered cases reached 467,982, of which 0.6% were newly recovered cases during the review week. The total number of active cases stands at 14,579, indicating an increase of 1,738 cases in the review week. The increase in the number of active cases in the region during the review week is mainly attributable to Liberia and Senegal.
- **Nigeria accounted for 34.3% of the total cases reported in the West region since the start of the pandemic, while Ghana accounted for 20.4% of the new cases in the region during the week under review.** Guinea-Bissau has the lowest number of total cases in the region since the start of the pandemic at 3,881.
- **The average case fatality rate (CFR) for the region stands at 1.3%. The highest CFR in the region was reported in Mali at 3.6% and the lowest in Côte d'Ivoire at 0.6%.**

Summary of COVID-19 tracking in West Africa: Situation for the week ending 4 July 2021

	Date of first case	Cases				Deaths				Recovered				Active				Test	
		Total cases	New cases for the week of	New cases for the week of	Weekly change	Total deaths	New deaths for the week of	New deaths for the week of	Weekly change from Previous week	Total Recovered	New recovered for the week of	New recovered for the week of	Weekly change from Previous week	Active cases	New active for the week of	New active for the week of	Weekly change from Previous week	Total tests	Tests Per million People
			4 Jul.	27 Jun.			4 Jul.	27 Jun.			4 Jul.	27 Jun.			4 Jul.	27 Jun.			
West Africa	28-Feb-20	489,040	4,652	3,529	1,123	6,479	53	57	-4	467,982	2,861	2,533	328	14,579	1,738	939	799	7,667,281	19,303
Benin	16-Mar-20	8,199	29	30	-1	104	0	1	-1	8,000	0	21	-21	95	29	8	21	604,310	49,847
Burkina Faso	9-Mar-20	13,494	16	9	-7	168	0	1	-1	13,308	11	4	7	18	5	4	1	197,682	9,457
Cabo Verde	20-Mar-20	32,735	363	370	-7	288	2	3	-1	31,842	426	428	-2	605	-65	-61	-4	245,740	441,989
Côte d'Ivoire	11-Mar-20	48,564	372	148	224	315	3	4	-1	47,936	163	328	-165	313	206	-184	390	714,429	27,084
Gambia, The	18-Mar-20	6,079	10	45	-35	181	0	0	0	5,858	3	28	-25	40	7	17	-10	82,460	34,121
Ghana	12-Mar-20	96,317	948	456	492	796	1	2	-1	93,948	736	331	405	1,573	211	123	88	1,292,900	41,609
Guinea	13-Mar-20	23,807	115	242	-127	172	4	0	4	22,528	136	142	-6	1,107	-25	100	-125	470,111	35,797
Guinea-Bissau	27-Mar-20	3,881	35	21	14	69	0	0	0	3,595	21	16	5	217	14	5	9	73,770	37,485
Liberia	16-Mar-20	4,520	784	741	43	133	13	25	-12	2,411	137	169	-32	1,976	634	547	87	120,475	23,820
Mali	25-Mar-20	14,449	32	36	-4	527	2	1	1	10,082	24	25	-1	3,840	6	10	-4	322,812	15,941
Niger	20-Mar-20	5,506	27	10	17	194	1	0	1	5,210	5	27	-22	102	21	17	38	119,421	4,933
Nigeria	28-Feb-20	167,859	392	261	131	2,121	2	2	0	164,382	433	392	41	1,356	43	-133	90	2,300,266	11,159
Senegal	2-Mar-20	43,768	864	500	364	1,174	10	6	4	41,683	447	361	86	911	407	133	274	572,857	34,213
Sierra Leone	31-Mar-20	5,793	412	565	-153	106	12	12	0	3,664	225	175	50	2,023	175	378	-203	181,875	22,800
Togo	6-Mar-20	14,069	253	95	158	131	3	0	3	13,535	94	86	8	403	156	9	147	368,173	44,472



.....: 7-day moving average