



## AFRICAN DEVELOPMENT BANK GROUP

---

### Weekly Data Flash on Covid-19 in Africa<sup>1</sup>:

*The situation as of Sunday, July 11, 2021*

Statistics Department (ECST)

---

<sup>1</sup> This briefing note has been prepared by Roza Mamuye Bora, Senior Statistician; Anouar Chaouch, Statistician; Soumaila Karambiri, Statistical Assistant; Regis Hauhouot Stephane, Statistical Assistant and Desire Lakpa Guy, Statistical Assistant and under the supervision of Louis Kouakou, Division Manager ECST1.

# Contents

	Page
Highlights of the Covid-19 Situation in Africa as of July 11, 2021	1
Data Annexes: Africa	4
Highlights of the Covid-19 Situation in Central Africa as of July 11, 2021	6
Data Annexes: Central Africa	8
Highlights of the Covid-19 Situation in East Africa as of July 11, 2021	9
Data Annexes: East Africa	11
Highlights of the Covid-19 Situation in North Africa as of July 11, 2021	12
Data Annexes: North Africa	14
Highlights of the Covid-19 Situation in Southern Africa as of July 11, 2021	15
Data Annexes: Southern Africa	17
Highlights of the Covid-19 Situation in West Africa as of July 11, 2021	18
Data Annexes: West Africa	20

## Highlights of the Covid-19 Situation in Africa as of July 11, 2021<sup>2</sup>

### *Vaccinations: Status Update*

- In the week ending July 11, 2021, over 216.3 million new Covid-19 vaccinations were administered globally, bringing the total given since the start of the pandemic to more than 3.2 billion. In terms of the geographical distribution, China accounts for 40.3% of the total number of Covid-19 vaccinations administered to date, followed by India at 11.1% and the USA at 9.8%.
- The number of African countries that have released data on rolling out Covid-19 vaccinations stands at 45, though the number of countries that have just started their vaccination roll-out could be higher. As of July 11, 2021, a total of 54,454,968 vaccinations had been administered in Africa, which represents 1.6% of total global vaccinations. Morocco accounts for 37.7% of the vaccinations carried out in Africa to date, followed by Egypt at 8.4%, South Africa (7.8%) and Nigeria (7.0%).

### *Covid-19 Testing in Africa*

- As of Sunday, July 11, 2021, almost 55.5 million tests for Covid-19 had been administered in Africa, of which over 1.5 million were reported in the week under review. Ten countries collectively account for 69.7% of the tests conducted in Africa as of July 11, 2021: South Africa (25.1%), Morocco (12.7%), Egypt (5.5%), Ethiopia (5.3%), Nigeria (4.2%), Kenya (3.6%), Zambia (3.5%), Tunisia (3.5%), Cameroon (3.2%) and Rwanda (3.1%).
- The average number of tests per 1 million people in Africa as of July 11, 2021 stands at 41,422, which is an increase of 2.9% over the figure reported in the previous week. Botswana continues to lead on this indicator with 574,860 tests per 1 million people, followed by Cabo Verde (467,297), Gabon (410,565), Mauritius (282,029), South Africa (234,398) and Namibia (223,444).

### *Confirmed, New and Active Global Covid-19 Cases*

- Globally, the total number of confirmed Covid-19 cases since the start of the pandemic reached 186,755,770: the majority of which (30.7%) occurred in Asia, followed by Europe (26.1%), North America (21.9%), South America (18.1%) and Africa (3.2%). To date, 130,935,577 cases have recovered globally, representing 70.1% of confirmed global Covid-19 cases.
- The number of new cases reported globally in the review week amounted to 3,017,388, indicating an increase of 12.0% compared to the new cases recorded in the preceding week. An

---

<sup>2</sup> Tanzania has not released data on Covid-19 since May 08, 2020. Cameroon and Mauritius have released new data for the review week.

increase in the weekly number of global cases was recorded in the past three weeks, reversing the declining trend that was observed in the preceding four weeks.

- **The number of global deaths due to Covid-19 reached 4,029,739, of which 53,576 were recorded in the week ending July 11, 2021;** this was 1.0% lower than the number of deaths recorded in the previous week. The number of global active cases increased by 699,924 cases in the review week to reach 51,790,454 as of July 11, 2021.
- **Africa accounted for 3.2% of the total global cases, 3.8% of deaths, 3.9% of recovered cases and 1.3% of active cases as of July 11, 2021, as detailed below.**

### *Confirmed, New and Active Covid-19 Cases in Africa*

- **As of July 11, 2021, the total number of confirmed cases in Africa reached 5,949,740,** 63.8% of which were in five countries, namely South Africa (36.9%), Morocco (9.1%), Tunisia (8.4%), Egypt (4.8%) and Ethiopia (4.7%). The five countries with the lowest number of cases were Mauritius, São Tomé & Príncipe, Guinea-Bissau, Comoros and Chad, with cases ranging between 1,858 in Mauritius and 4,954 in Chad, collectively accounting for 0.3% of the confirmed cases in Africa. Considering population size, Seychelles, Cabo Verde, Tunisia, Namibia and South Africa are the five countries with the highest number of confirmed cases per million people; rates ranging from 168,524 in Seychelles to 36,548 in South Africa.
- **In the week under review, a total of 284,349 new cases were reported in Africa,** which is a 12.3% increase compared to the previous week. These new cases in Africa account for 9.4% of the weekly new cases recorded globally. Over the past six weeks, the number of new cases in Africa has been showing a steady increase, mainly reflecting the trend in South Africa. The Southern Africa region accounted for 64.8% of the weekly new cases in Africa, followed by North Africa (27.1%), East Africa (5.0%), West Africa (2.3%) and Central Africa (0.8%).
- **The total number of active cases in Africa increased by 11,781 cases in the review week to reach 657,652.** Currently, five countries collectively account for 65.4% of the active cases in Africa, namely South Africa (31.7%), Tunisia (13.4%), Egypt (7.3%), Cameroon (6.7%) and Algeria (6.2%).
- **From a regional perspective, all regions except East Africa recorded increases in active cases during the review week.**

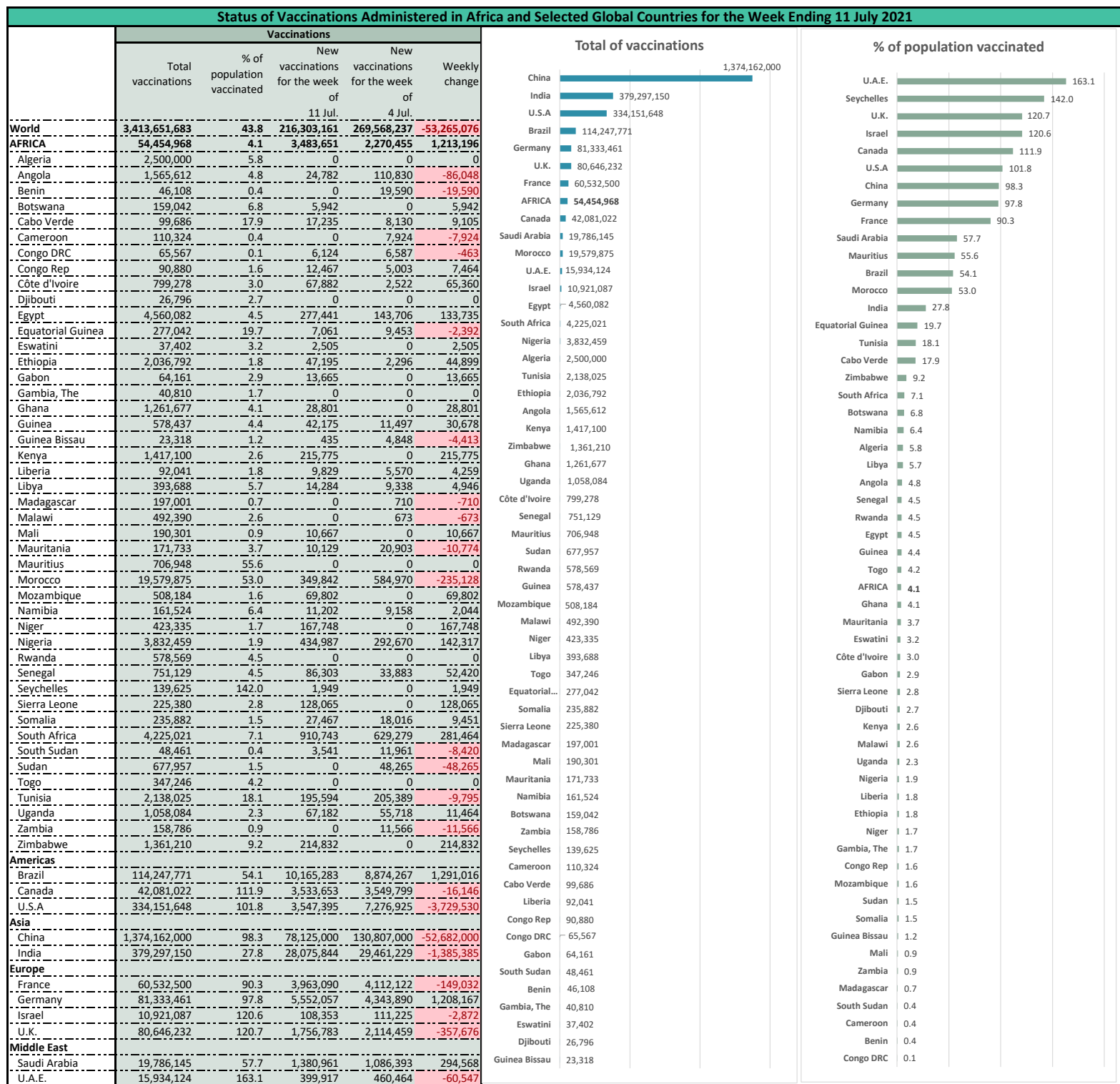
### *Deaths and the Case Fatality Rates in Africa*

- **As of July 11, 2021, a total of 151,775 deaths had been reported in Africa since the start of the pandemic,** of which 51.2% were in Southern Africa, 32.8% in North Africa, 9.8% in East Africa, 4.3% in West Africa and 2.0% in Central Africa. The five countries with the highest number of reported deaths due to Covid-19 since the start of the pandemic are South Africa, Egypt, Tunisia, Morocco and Ethiopia, ranging from 64,289 in South Africa to 4,343 in Ethiopia. A total of 6,236 new deaths were reported in Africa in the week under review, which is an increase of 41.1% compared to the preceding week.

- **The case fatality rate (CFR), i.e. deaths per confirmed cases for Africa, stands at 2.6%, which is higher than the global CFR rate of 2.2%.** Regionally, West Africa has the lowest CFR at 1.3%, followed by Central Africa at 1.6%, East Africa at 2.1%, Southern Africa at 2.7% and North Africa at 2.9%. As of July 11, 2021, fifteen African countries recorded CFRs higher than the African average with the highest in Sudan at 7.5%, followed by Egypt (5.8%), Somalia (5.2%), Comoros (3.7%), Mali (3.7%), Eswatini (3.5%), Niger (3.5%), Chad (3.5%), Tunisia (3.3%), Zimbabwe (3.2%), Malawi (3.2%), South Africa (2.9%), The Gambia (2.9%), Liberia (2.8%) and Lesotho (2.8%).

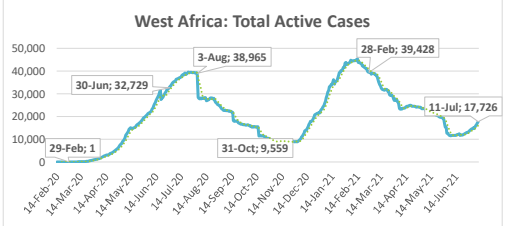
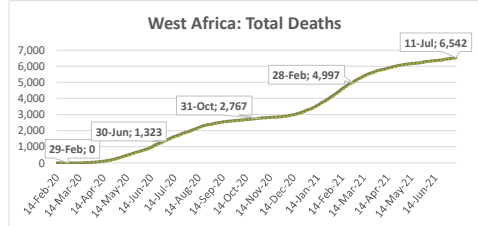
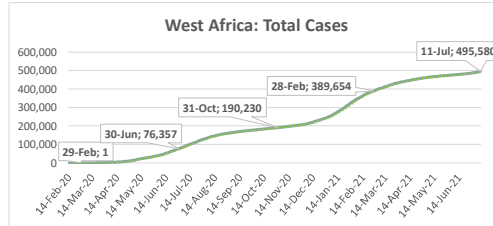
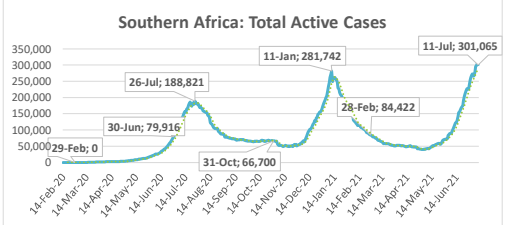
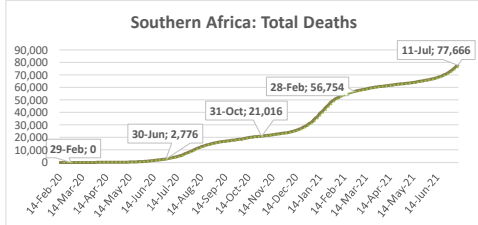
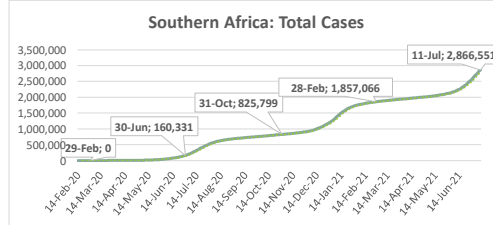
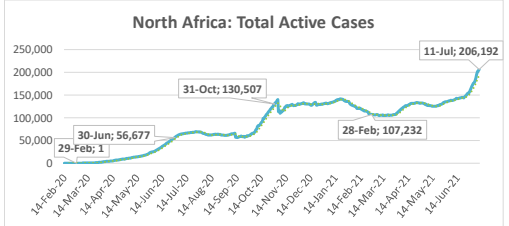
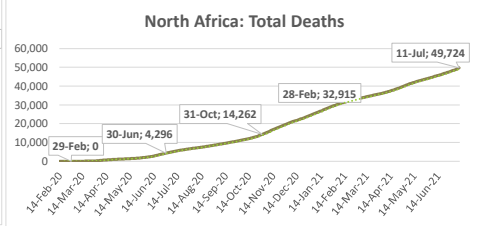
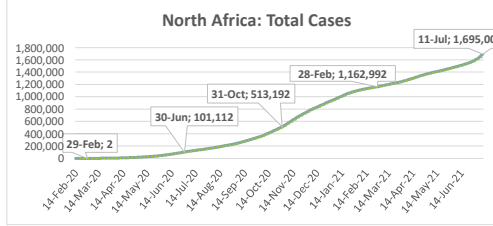
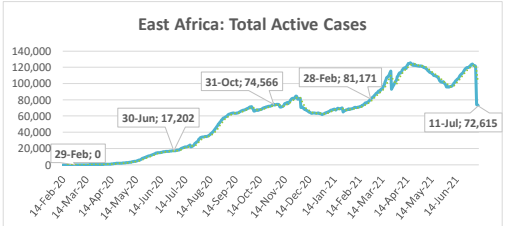
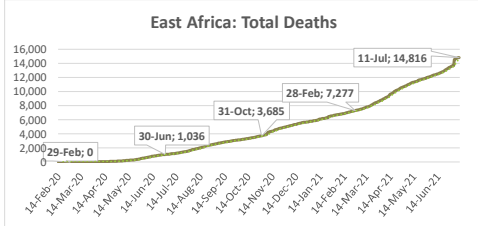
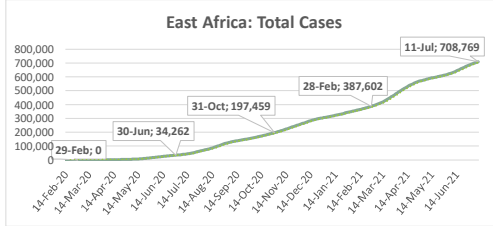
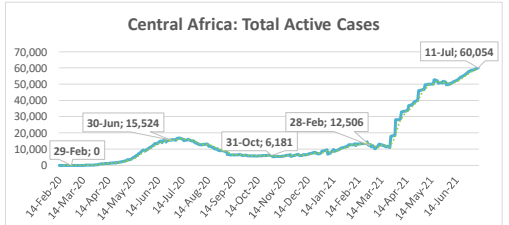
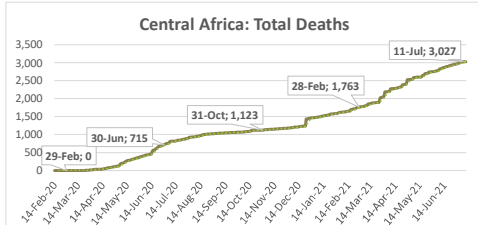
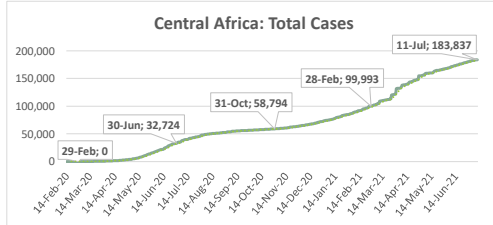
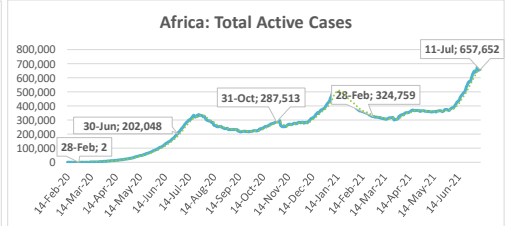
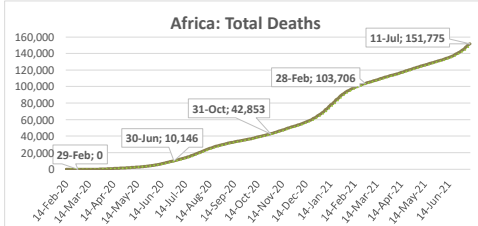
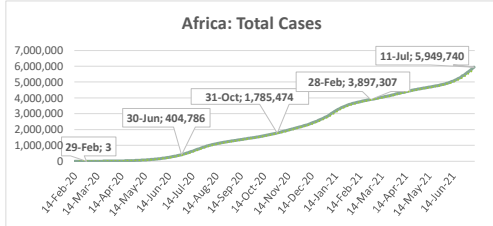
### ***Recovery Rates in Africa***

- **As of July 11, 2021, the number of recovered cases in Africa reached 5,140,313, representing 86.4% of its total confirmed cases.** Regionally, the recovery levels stand at 95.1% for West Africa, 87.7% for East Africa, 86.8% for Southern Africa, 84.9% for North Africa, and 65.7% for Central Africa. In the week under review, 266,332 newly recovered cases were reported.



# Summary of COVID-19 tracking in Africa: Situation for the week ending 11 July 2021

	Date of first case	Cases				Deaths				Recovered				Active				Test	
		Total cases	New cases for the week of	New cases for the week of	Weekly change from Previous week	Total deaths	New deaths for the week of	New deaths for the week of	Weekly change from Previous week	Total Recovered	New recovered for the week of	New recovered for the week of	Weekly change from Previous week	Active cases	New active for the week of	New active for the week of	Weekly change from Previous week	Total tests	Tests Per million People
			11 Jul.	4 Jul.			11 Jul.	4 Jul.			11 Jul.	4 Jul.			11 Jul.	4 Jul.			
World	31-Dec-19	186,755,770	3,017,388	2,694,747	322,641	4,029,739	53,576	54,091	-515	130,935,577	2,263,888	2,198,913	64,975	51,790,454	699,924	441,743	258,181	2,825,154,361	362,441
Africa	14-Feb-20	5,949,740	284,349	253,133	31,216	151,775	6,236	4,421	1,815	5,140,313	266,332	173,607	92,725	657,652	11,781	75,105	-63,324	55,456,282	41,422
Central Africa	6-Mar-20	183,837	2,176	2,638	-462	3,027	24	50	-26	120,756	801	528	273	60,054	1,351	2,060	-709	3,431,150	23,419
East Africa	13-Mar-20	708,769	14,233	16,439	-2,206	14,816	1,151	375	776	621,338	64,691	11,466	53,225	72,615	-51,609	4,598	-56,207	9,228,491	24,577
North Africa	14-Feb-20	1,695,003	77,151	49,195	27,956	49,724	1,309	1,026	283	1,439,087	45,652	26,204	19,448	206,192	30,190	21,965	8,225	13,767,052	66,689
Southern Africa	5-Mar-20	2,866,551	184,249	180,209	4,040	77,666	3,689	2,917	772	2,487,820	151,858	132,548	19,310	301,065	28,702	44,744	-16,042	21,204,827	99,467
West Africa	28-Feb-20	495,580	6,540	4,652	1,888	6,542	63	53	10	471,312	3,330	2,861	469	17,726	3,147	1,738	1,409	7,824,762	19,700



.....: 7-day moving average

---

---

# Central Africa

---

---



## Highlights of the Covid-19 Situation in Central Africa as of July 11, 2021

- **As of Sunday, July 11, 2021, the number of reported total cases in the Central Africa region reached 183,837.** The region reported 2,176 new cases in the review week, which is a 17.5%<sup>1</sup> decline compared to the number recorded in the preceding week. The total number of deaths reported since the start of the pandemic reached 3,027, recording 24 new deaths in the review week. The number of total recovered cases reached 120,756, of which 0.7% were newly recovered cases during the review week. The total number of active cases stands at 60,054, indicating an increase of 1,351 cases in the review week. The increase in the number of active cases in the region during the review week is mainly attributable to the Democratic Republic of Congo.
- **Cameroon accounted for 44.0% of the total cases reported in the region since the start of the pandemic, while the Democratic Republic of Congo accounted for 90.0% of the new cases during the week under review.** Chad has recorded the lowest number of total cases in the Central region since the onset of the pandemic at 4,954.
- **The average case fatality rate (CFR) for the region stands at 1.6%. The highest CFR in the region was reported in Chad at 3.5% and the lowest in Gabon at 0.6%.**

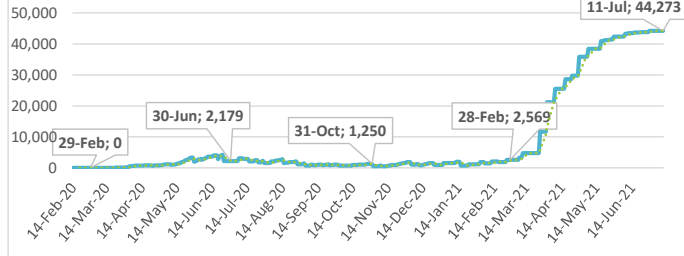
---

<sup>1</sup> The decline in the number of weekly cases could be partially explained by Cameroon not releasing data for this week.

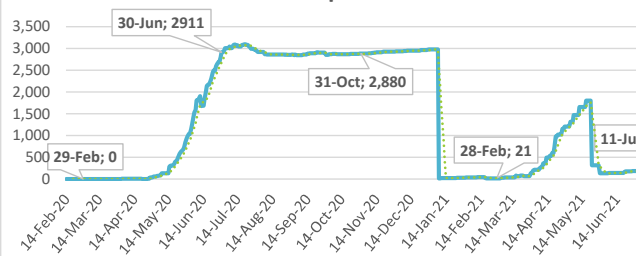
# Summary of COVID-19 tracking in Central Africa: Situation for the week ending 11 July 2021

	Date of first case	Cases				Deaths				Recovered				Active				Test	
		Total cases	New cases for the week of	New cases for the week of	Weekly change	Total deaths	New deaths for the week of	New deaths for the week of	Weekly change from Previous week	Total Recovered	New recovered for the week of	New recovered for the week of	Weekly change from Previous week	Active cases	New active for the week of	New active for the week of	Weekly change from Previous week	Total tests	Tests Per million People
			11 Jul.	4 Jul.			11 Jul.	4 Jul.			11 Jul.	4 Jul.			11 Jul.	4 Jul.			
Central Africa	6-Mar-20	183,837	2,176	2,638	-462	3,027	24	50	-26	120,756	801	528	273	60,054	1,351	2,060	-709	3,431,150	23,419
Cameroon	6-Mar-20	80,858	0	371	-371	1,324	0	4	-4	35,261	0	0	0	44,273	0	367	-367	1,765,899	66,523
Central African Rep.	15-Mar-20	7,142	1	2	-1	98	0	0	0	6,859	0	0	0	185	1	2	-1	57,825	11,973
Chad	19-Mar-20	4,954	3	0	3	174	0	0	0	4,777	2	6	-4	3	1	-6	7	136,776	8,327
Congo Rep. of	15-Mar-20	12,790	95	210	-115	167	1	1	0	11,759	548	0	548	864	-454	209	-663	165,174	29,933
Congo Dem. Rep.	10-Mar-20	44,139	1,958	1,927	31	980	20	44	-24	28,630	118	293	-175	14,529	1,820	1,590	230	228,446	2,551
Equatorial Guinea	14-Mar-20	8,790	31	36	-5	122	0	1	-1	8,572	19	43	-24	96	12	-8	20	163,221	116,338
Gabon	12-Mar-20	25,164	88	92	-4	162	3	0	3	24,898	114	186	-72	104	-29	-94	65	913,809	410,565

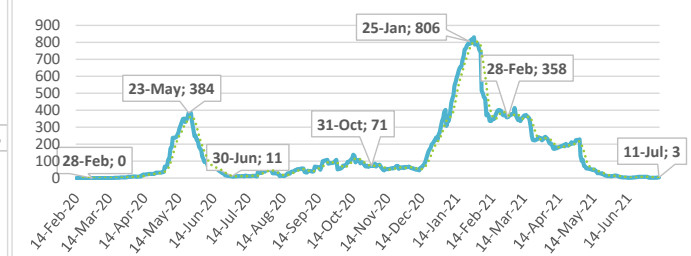
Cameroon: Total Active Cases



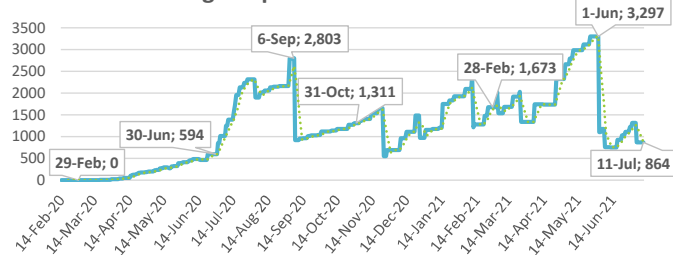
Central African Rep: Total Active Cases



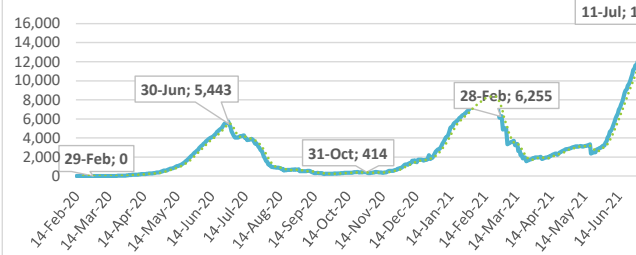
Chad: Total Active Cases



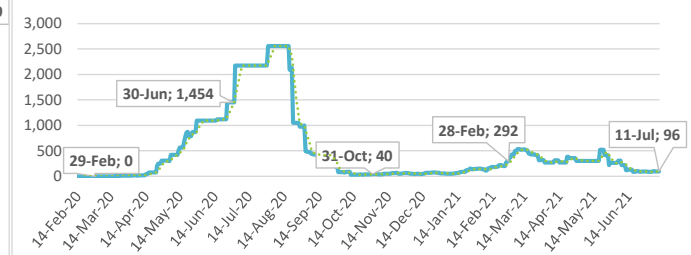
Congo Rep. of: Total Active Cases



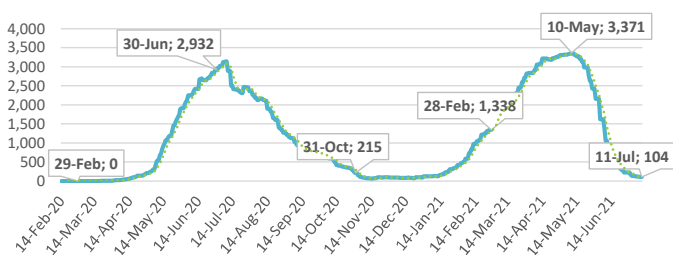
Congo Dem. Rep.: Total Active Cases



Equatorial Guinea: Total Active Cases



Gabon: Total Active Cases



.....: 7-day moving average

---

---

# **East Africa**

---

---

## Highlights of the Covid-19 Situation in East Africa as of July 11, 2021

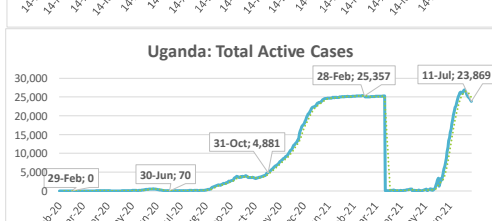
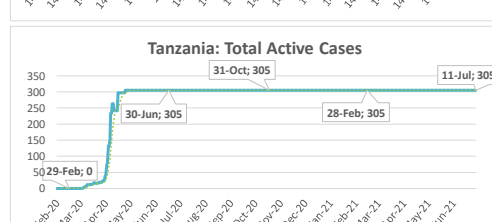
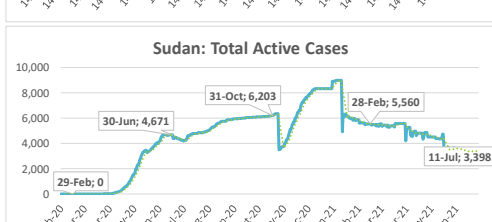
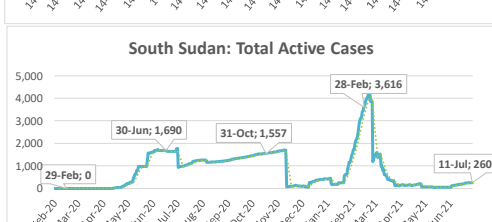
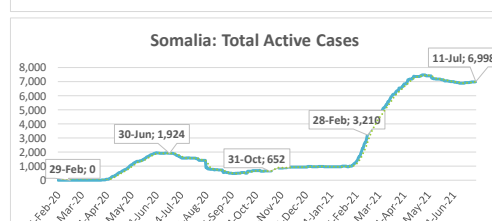
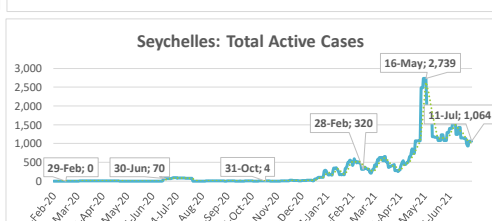
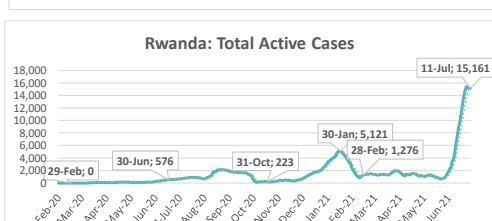
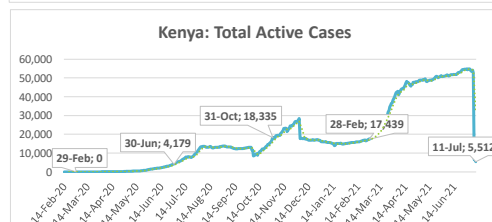
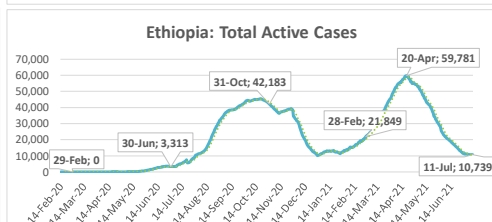
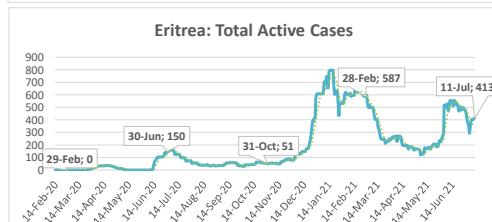
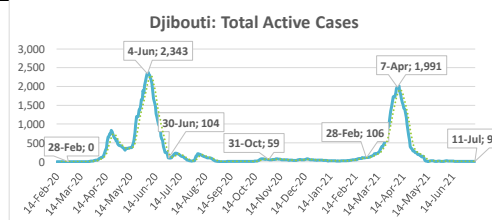
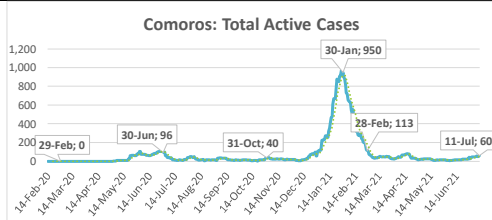
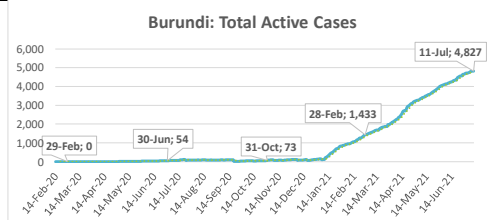
- **As of Sunday, July 11, 2021, the number of total cases in the East Africa region reached 708,769.** The region reported 14,233 new cases in the review week, which is a 13.4% decline compared to the preceding week. The total number of deaths reported reached 14,816, recording 1,151 new deaths in the review week. The number of total recovered cases reached 621,338, of which 10.4% were newly recovered cases during the review week. The total number of active cases stands at 72,615, indicating a decline of 51,609 cases in the review week. The decline in the number of active cases in the region during the review week is mainly attributable to Kenya.
- **Ethiopia accounted for 39.1% of the total cases reported in the region since the start of the pandemic, while Rwanda accounted for 39.8% of the new cases in the region during the week under review.** Comoros has reported the lowest number of total cases in the region since the start of the pandemic at 3,996.<sup>1</sup>
- **The average case fatality rate (CFR) for the region stands at 2.1%. The highest CFR in the region was reported in Sudan at 7.5% and the lowest in Burundi at 0.1%.**

---

<sup>1</sup> This precludes Tanzania, which has not released data since May 08, 2020.

# Summary of COVID-19 tracking in East Africa: Situation for the week ending 11 July 2021

	Date of first case	Cases				Deaths				Recovered				Active				Test	
		Total cases	New cases for the week of	New cases for the week of	Weekly change	Total deaths	New deaths for the week of	New deaths for the week of	Weekly change from Previous week	Total Recovered	New recovered for the week of	New recovered for the week of	Weekly change from Previous week	Active cases	New active for the week of	New active for the week of	Weekly change from Previous week	Total tests	Tests Per million People
			11 Jul.	4 Jul.			11 Jul.	4 Jul.			11 Jul.	4 Jul.			11 Jul.	4 Jul.			
East Africa	13-Mar-20	708,769	14,233	16,439	-2,206	14,816	1,151	375	776	621,338	64,691	11,466	53,225	72,615	51,609	4,598	-56,207	9,228,491	24,577
Burundi	31-Mar-20	5,608	114	146	-32	8	0	0	0	773	0	0	0	4,827	114	146	-32	377,245	31,726
Comoros	2-May-20	3,996	38	46	-8	146	0	0	0	3,790	24	21	3	60	14	25	-11	6,227	7,161
Djibouti	18-Mar-20	11,615	10	4	6	155	0	0	0	11,451	6	7	-1	9	4	-3	7	179,638	181,820
Eritrea	21-Mar-20	6,284	196	308	-112	29	4	4	0	5,842	124	457	-333	413	68	-153	221	23,693	6,681
Ethiopia	13-Mar-20	277,071	636	500	136	4,343	12	17	-5	261,989	964	1,981	-1,017	10,739	-340	-1,498	1,158	2,920,624	25,405
Kenya	13-Mar-20	188,754	2,886	3,271	-385	3,722	47	80	-33	179,520	51,895	3,189	48,706	5,512	49,056	2	-49,058	2,015,659	37,486
Rwanda	14-Mar-20	48,244	5,659	5,958	-299	560	90	50	40	32,523	4,917	516	4,401	15,161	652	5,392	-4,740	1,723,762	133,086
Seychelles	15-Mar-20	16,679	822	741	81	74	3	8	-5	15,541	890	1,024	-134	1,064	-71	-291	220	21,504	218,654
Somalia	16-Mar-20	15,036	59	85	-26	777	2	0	2	7,261	14	12	2	6,998	43	73	-30	157,783	9,928
South Sudan	5-Apr-20	10,891	25	54	-29	117	0	2	-2	10,514	0	0	0	260	25	52	-27	174,045	15,548
Sudan	13-Mar-20	36,805	147	84	63	2,760	0	6	-6	30,647	104	56	48	3,398	43	22	21	234,414	5,346
Tanzania	16-Mar-20	509	...	...	...	21	...	...	...	183	...	...	...	305	...	...	...	3,880	65
Uganda	21-Mar-20	87,277	3,641	5,242	-1,601	2,104	993	208	785	61,304	5,753	4,203	1,550	23,869	-3,105	831	-3,936	1,390,017	30,389



..... 7-day moving average

---

---

# **North Africa**

---

---

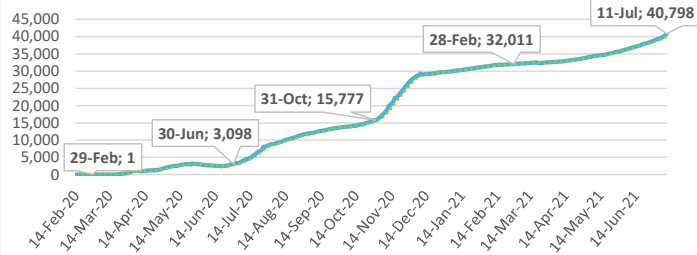
## **Highlights of the Covid-19 Situation in North Africa as of July 11, 2021**

- **As of Sunday, July 11, 2021, the number of total cases in the North Africa region reached 1,695,003.** The region reported 77,151 new cases in the review week, which is a 56.8% increase compared to the preceding week. The total number of deaths reported reached 49,724, recording 1,309 new deaths in the review week. The number of total recovered cases reached 1,439,087, of which 3.2% were newly recovered cases during the review week. The total number of active cases stands at 206,192, indicating an increase of 30,190 cases in the review week. The increase in the number of active cases in the region during the review week is mainly attributable to Tunisia.
- **Morocco accounted for 32.0% of the total cases reported in the region since the start of the pandemic, while Tunisia accounted for 70.0% of the new cases in the region during the week under review.** Mauritania has reported the lowest number of total cases in the region since the start of the pandemic at 21,672.
- **The average case fatality rate (CFR) for the region currently stands at 2.9%. The highest CFR in the region was reported in Egypt at 5.8% and the lowest in Libya at 1.6%.**

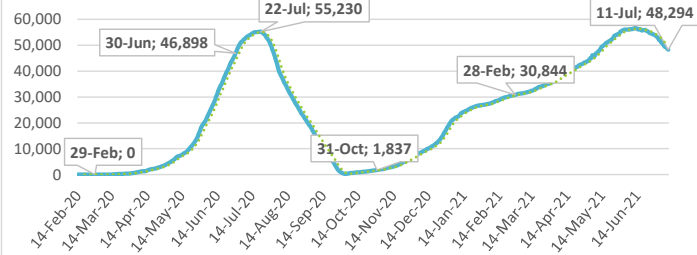
### Summary of COVID-19 tracking in North Africa: Situation for the week ending 11 July 2021

	Date of first case	Cases				Deaths				Recovered				Active				Test	
		Total cases	New cases for the week of	New cases for the week of	Weekly change	Total deaths	New deaths for the week of	New deaths for the week of	Weekly change from Previous week	Total Recovered	New recovered for the week of	New recovered for the week of	Weekly change from Previous week	Active cases	New active for the week of	New active for the week of	Weekly change from Previous week	Total tests	Tests Per million People
			11 Jul.	4 Jul.			11 Jul.	4 Jul.			11 Jul.	4 Jul.			11 Jul.	4 Jul.			
North Africa	14-Feb-20	1,695,003	77,151	49,195	27,956	49,724	1,309	1,026	283	1,439,087	45,652	26,204	19,448	206,192	30,190	21,965	8,225	13,767,052	66,689
Algeria	26-Feb-20	146,064	4,593	3,006	1,587	3,836	81	62	19	101,430	3,043	2,052	991	40,798	1,469	892	577	230,861	5,265
Egypt	14-Feb-20	283,102	1,020	1,688	-668	16,396	132	172	-40	218,412	4,325	4,035	290	48,294	-3,437	-2,519	-918	3,068,679	29,987
Libya	25-Mar-20	204,090	9,048	2,572	6,476	3,240	29	24	5	180,860	1,765	1,495	270	19,990	7,254	1,053	6,201	1,160,903	168,950
Mauritania	14-Mar-20	21,672	596	441	155	495	6	3	3	20,254	320	266	54	923	270	172	98	325,324	69,967
Morocco	5-Mar-20	542,462	7,912	4,874	3,038	9,369	50	42	8	524,826	5,130	3,427	1,703	8,267	2,732	1,405	1,327	7,039,204	190,710
Tunisia	5-Mar-20	497,613	53,982	36,614	17,368	16,388	1,011	723	288	393,305	31,069	14,929	16,140	87,920	21,902	20,962	940	1,942,081	164,324

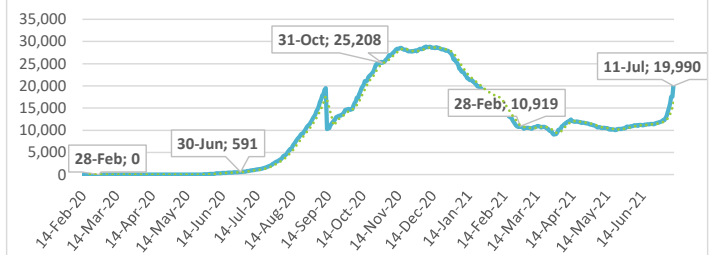
Algeria: Total Active Cases



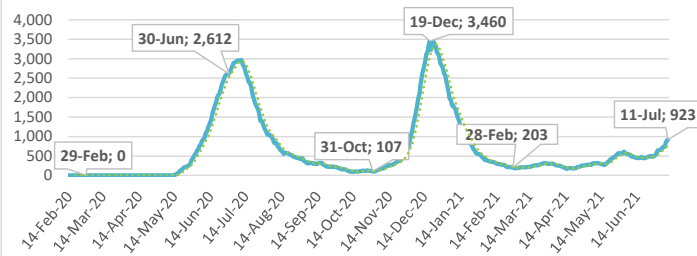
Egypt: Total Active Cases



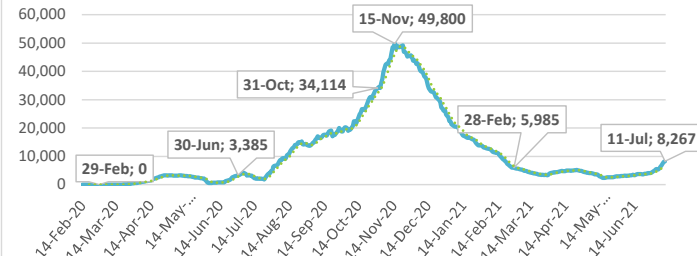
Libya: Total Active Cases



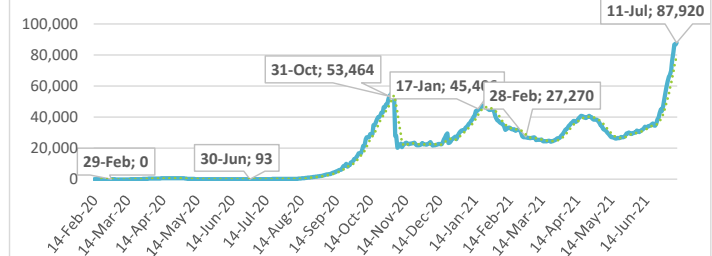
Mauritania: Total Active Cases



Morocco: Total Active Cases



Tunisia: Total Active Cases



.....: 7-day moving average



---

---

# **Southern Africa**

---

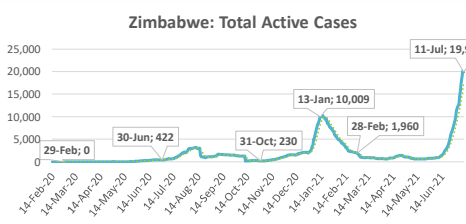
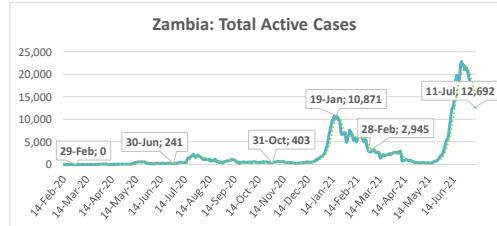
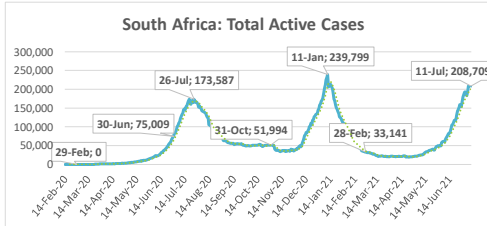
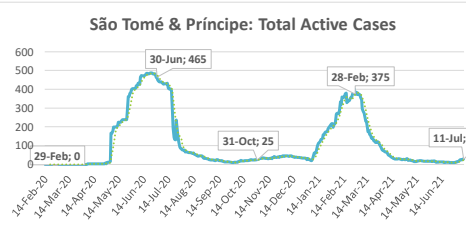
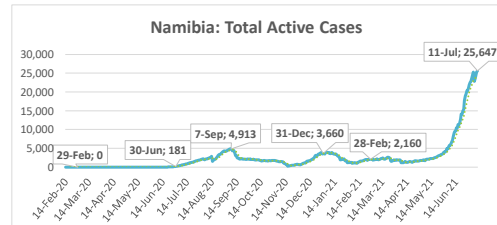
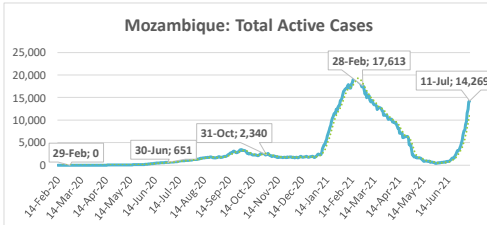
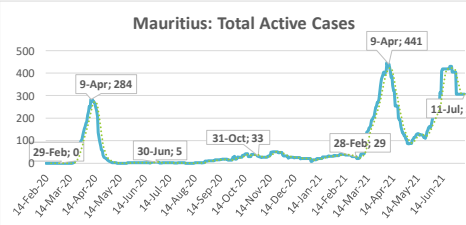
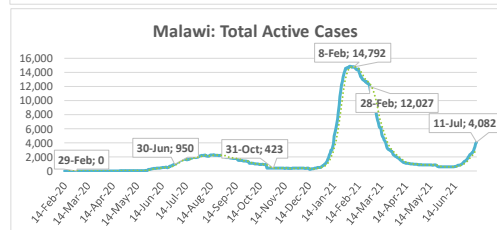
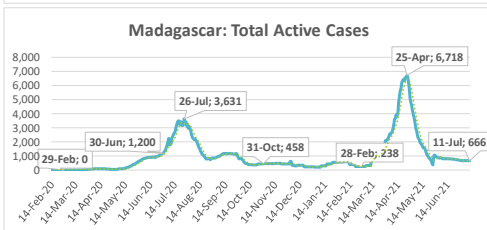
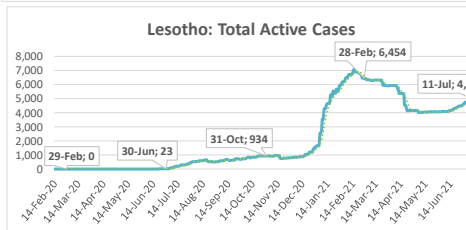
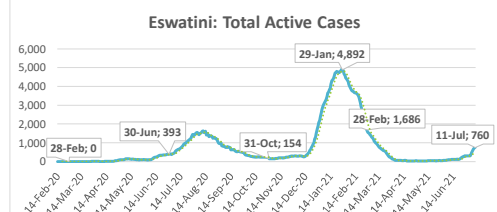
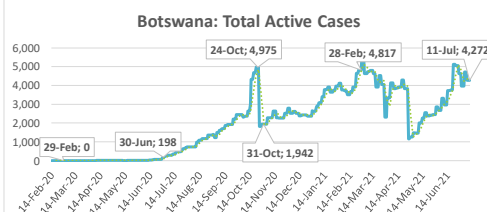
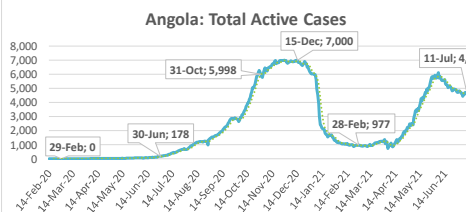
---

## **Highlights of the Covid-19 Situation in Southern Africa as of July 11, 2021**

- **As of Sunday, July 11, 2021, the number of total cases in the Southern Africa region reached 2,866,551.** The region reported 184,249 new cases in the review week, which is a 2.2% increase compared to the preceding week. The total number of deaths reported reached 77,666, recording 3,689 new deaths in the review week. The total number of recovered cases reached 2,487,820, of which 6.1% were newly recovered cases during the review week. The total number of active cases stands at 301,065, indicating an increase of 28,702 cases in the review week. Over 50% of the increase in the number of active cases in the region during the review week is attributable to South Africa, followed by Zimbabwe and Mozambique together accounting for the remaining half.
- **South Africa accounted for 76.6% of the total cases reported in the region since the start of the pandemic and 72.0% of the new cases in the region during the week under review.** Mauritius has the lowest number of total cases in the region at 1,858.
- **The average case fatality rate (CFR) for the region stands at 2.7%. The highest CFR in the region was reported in Eswatini at 3.5% and the lowest in Mauritius at 1.0%.**

# Summary of COVID-19 tracking in Southern Africa: Situation for the week ending 11 July 2021

	Date of first case	Cases				Deaths				Recovered				Active				Test	
		Total cases	New cases for the week of	New cases for the week of	Weekly change	Total deaths	New deaths for the week of	New deaths for the week of	Weekly change from Previous week	Total Recovered	New recovered for the week of	New recovered for the week of	Weekly change from Previous week	Active cases	New active for the week of	New active for the week of	Weekly change from Previous week	Total tests	Tests Per million People
		11 Jul.	4 Jul.	4 Jul.	4 Jul.	11 Jul.	4 Jul.	4 Jul.	4 Jul.	11 Jul.	4 Jul.	4 Jul.	4 Jul.	11 Jul.	4 Jul.	4 Jul.	4 Jul.	11 Jul.	11 Jul.
Southern Africa	5-Mar-20	2,866,551	184,249	180,209	4,040	77,666	3,689	2,917	772	2,487,820	151,858	132,548	19,310	301,065	28,702	44,744	-16,042	21,204,827	99,467
Angola	27-Mar-20	39,958	728	674	54	935	22	24	-2	34,327	658	878	-220	4,696	48	-228	276	669,500	20,370
Botswana	16-Mar-20	75,388	3,945	3,951	-6	1,202	44	63	-19	69,914	3,591	4,982	-1,391	4,272	310	-1,094	1,404	1,351,857	574,860
Eswatini	14-Mar-20	19,918	834	49	785	692	14	0	14	18,466	359	12	347	760	461	37	424	241,425	208,096
Lesotho	13-May-20	11,903	335	329	6	335	6	0	6	6,593	101	45	56	4,975	228	284	-56	120,073	56,050
Madagascar	20-Mar-20	42,392	81	117	-36	928	6	16	-10	40,798	76	153	-77	666	-1	-52	51	217,306	7,848
Malawi	2-Apr-20	39,186	2,260	1,297	963	1,250	42	26	16	33,854	528	295	233	4,082	1,690	976	714	284,517	14,873
Mauritius	18-Mar-20	1,858	0	25	-25	18	0	0	0	1,534	0	123	-123	306	0	-98	98	358,675	282,029
Mozambique	27-Mar-20	88,868	8,717	5,013	3,704	982	78	36	42	73,617	1,983	553	1,430	14,269	6,656	4,424	2,232	638,774	20,437
Namibia	14-Mar-20	105,595	9,892	10,998	-1,106	1,991	342	249	93	77,957	7,574	6,451	1,123	25,647	1,976	4,298	-2,322	567,751	223,444
São Tomé & Príncipe	6-Apr-20	2,392	16	11	5	37	0	0	0	2,327	4	5	-1	28	12	6	6	14,270	65,113
South Africa	5-Mar-20	2,195,599	132,703	133,999	-1,296	64,289	2,449	1,940	509	1,922,601	114,519	98,083	16,436	208,709	15,735	33,976	-18,241	13,901,847	234,398
Zambia	18-Mar-20	175,725	11,447	15,714	-4,267	2,822	379	421	-42	160,215	17,087	18,546	-1,459	12,692	-6,019	3,253	-2,766	1,963,318	106,795
Zimbabwe	25-Mar-20	67,765	13,291	8,032	5,259	2,185	307	142	165	45,617	5,378	2,422	2,956	19,963	7,606	5,468	2,138	875,514	58,906



.....: 7-day moving average

---

---

# **West Africa**

---

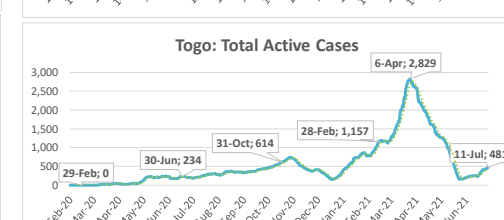
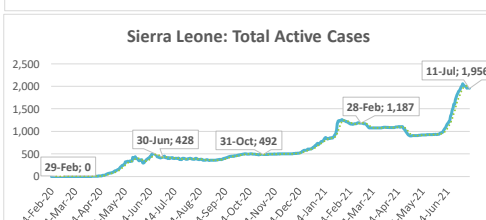
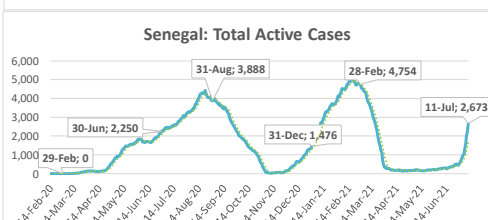
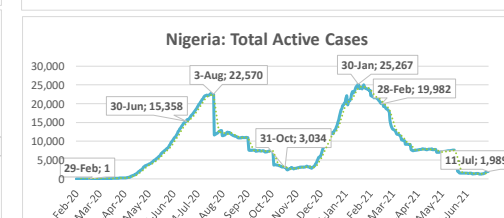
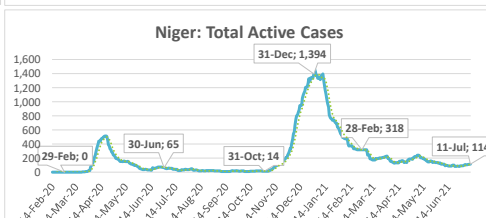
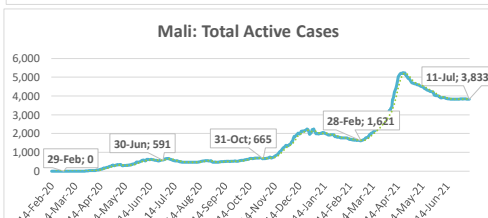
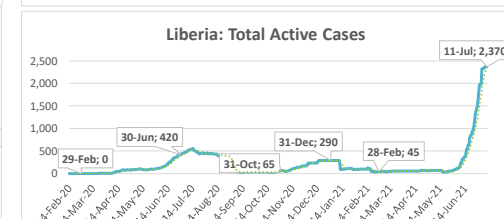
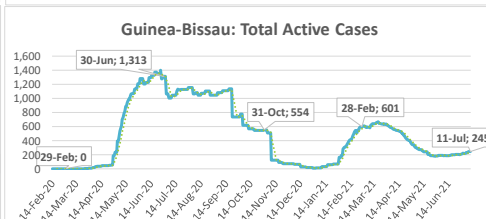
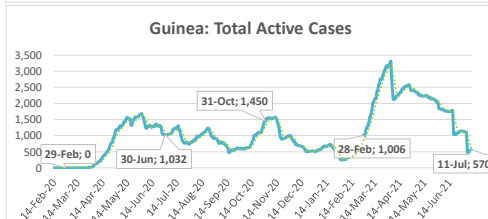
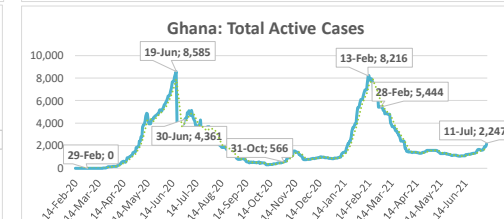
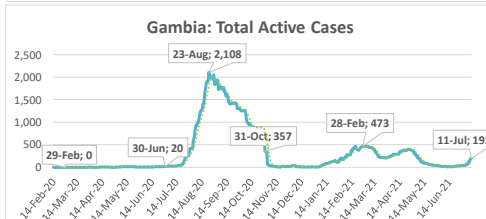
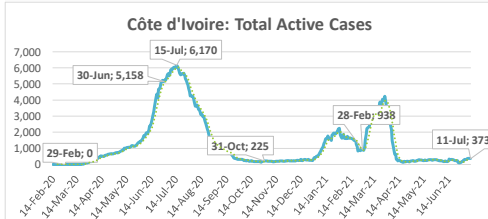
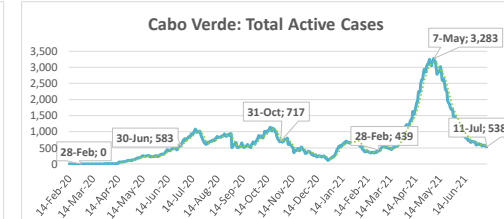
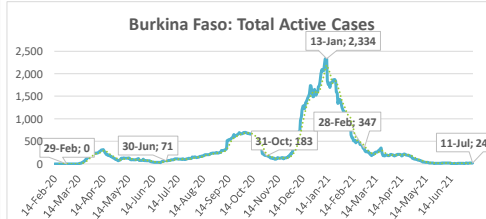
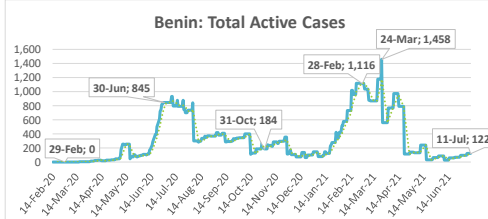
---

## **Highlights of the Covid-19 Situation in West Africa as of July 11, 2021**

- **As of Sunday, July 11, 2021, the number of total cases in the West Africa region reached 495,580.** The region reported 6,540 new cases in the review week, which is a 40.6% increase compared to the new cases reported in the preceding week. The total number of deaths reported reached 6,542, recording 63 new deaths in the review week. The number of total recovered cases reached 471,312, of which 0.7% were newly recovered cases during the review week. The total number of active cases stands at 17,726, indicating an increase of 3,147 cases in the review week. The increase in the number of active cases in the region during the review week is mainly attributable to Senegal.
- **Nigeria accounted for 34.0% of the total cases reported in the West region since the start of the pandemic, while Senegal accounted for 36.8% of the new cases in the region during the week under review.** Guinea-Bissau has the lowest number of total cases in the region since the start of the pandemic at 3,947.
- **The average case fatality rate (CFR) for the region stands at 1.3%. The highest CFR in the region was reported in Mali at 3.7% and the lowest in Côte d'Ivoire and Guinea at 0.7%.**

# Summary of COVID-19 tracking in West Africa: Situation for the week ending 11 July 2021

	Date of first case	Cases				Deaths				Recovered				Active				Test	
		Total cases	New cases for the week of	New cases for the week of	Weekly change	Total deaths	New deaths for the week of	New deaths for the week of	Weekly change from Previous week	Total Recovered	New recovered for the week of	New recovered for the week of	Weekly change from Previous week	Active cases	New active for the week of	New active for the week of	Weekly change from Previous week	Total tests	Tests Per million People
		11 Jul.	4 Jul.			11 Jul.	4 Jul.			11 Jul.	4 Jul.			11 Jul.	4 Jul.				
West Africa	28-Feb-20	495,580	6,540	4,652	1,888	6,542	63	53	10	471,312	3,330	2,861	469	17,726	3,147	1,738	1,409	7,824,762	19,700
Benin	16-Mar-20	8,227	28	29	-1	105	1	0	-1	8,000	0	0	0	122	27	29	-2	604,310	49,847
Burkina Faso	9-Mar-20	13,509	15	16	-1	168	0	0	0	13,317	9	11	-2	24	6	5	1	199,639	9,551
Cabo Verde	20-Mar-20	33,006	271	363	-92	289	1	2	-1	32,179	337	426	-89	538	-67	-65	-2	259,811	467,297
Côte d'Ivoire	11-Mar-20	48,776	212	372	-160	318	3	3	0	48,085	149	163	-14	373	60	206	-146	730,536	27,695
Gambia, The	18-Mar-20	6,282	203	10	193	185	4	0	4	5,906	48	3	45	191	151	7	144	85,841	35,520
Ghana	12-Mar-20	97,585	1,268	948	320	801	5	1	4	94,537	589	736	-147	2,247	674	211	463	1,327,990	42,738
Guinea	13-Mar-20	24,117	310	115	195	177	5	4	1	23,370	842	136	706	570	-537	-25	-512	476,392	36,275
Guinea-Bissau	27-Mar-20	3,947	66	35	31	70	1	0	1	3,632	37	21	16	245	28	14	14	75,548	38,388
Liberia	16-Mar-20	5,102	582	784	-202	144	11	13	-2	2,588	177	137	40	2,370	394	634	-240	125,256	24,766
Mali	25-Mar-20	14,463	14	32	-18	528	1	2	-1	10,102	20	24	-4	3,833	-7	6	-13	327,651	16,180
Niger	20-Mar-20	5,538	32	27	5	194	0	1	-1	5,230	20	5	15	114	12	21	-9	122,471	5,059
Nigeria	28-Feb-20	168,552	693	392	301	2,124	3	2	1	164,439	57	433	-376	1,989	633	-43	676	2,331,734	11,311
Senegal	2-Mar-20	46,175	2,407	864	1,543	1,194	20	10	10	42,308	625	447	178	2,673	1,762	407	1,355	588,364	35,139
Sierra Leone	31-Mar-20	6,031	238	412	-174	112	6	12	-6	3,963	299	225	74	1,956	-67	175	-242	192,370	24,116
Togo	6-Mar-20	14,270	201	253	-52	133	2	3	-1	13,656	121	94	27	481	78	156	-78	376,849	45,520



.....: 7-day moving average