



AFRICAN DEVELOPMENT BANK GROUP

Weekly Data Flash on Covid-19 in Africa¹:

The situation as of Sunday, August 29, 2021

Statistics Department (ECST)

¹ This briefing note has been prepared by Roza Mamuye Bora, Senior Statistician; Anouar Chaouch, Statistician; Soumaila Karambiri, Statistical Assistant; Regis Hauhouot Stephane, Statistical Assistant and Desire Lakpa Guy, Statistical Assistant; and Robert Maate, Chief Statistician under the supervision of Louis Kouakou, Division Manager ECST.1

Contents

	Page
Highlights of the Covid-19 Situation in Africa as of August 29, 2021	1
Data Annexes: Africa	4
Highlights of the Covid-19 Situation in Central Africa as of August 29, 2021	6
Data Annexes: Central Africa	8
Highlights of the Covid-19 Situation in East Africa as of August 29, 2021	9
Data Annexes: East Africa	11
Highlights of the Covid-19 Situation in North Africa as of August 29, 2021	12
Data Annexes: North Africa	14
Highlights of the Covid-19 Situation in Southern Africa as of August 29, 2021	15
Data Annexes: Southern Africa	17
Highlights of the Covid-19 Situation in West Africa as of August 29, 2021	18
Data Annexes: West Africa	20

Highlights of the Covid-19 Situation in Africa as of August 29, 2021²

Vaccinations: Status Update

- **In the week ending August 29, 2021, over 274.9 million new Covid-19 vaccinations were administered globally, leading to an accumulated total of 5.2 billion since the start of the program.** In terms of the geographical distribution, China accounts for 38.9% of the total number of Covid-19 vaccinations administered to date, followed by India at 12.0% and the USA at 7.1%.
- **The number of African countries that have released data on rolling out Covid-19 vaccinations stands at 51.** As of August 29, 2021, a total of 98,660,117 vaccinations had been administered in Africa, which represents 1.9% of total global vaccinations. Morocco accounts for 33.0% of the vaccinations carried out in Africa to date, followed by South Africa (12.2%) and Egypt (8.1%).

Covid-19 Testing in Africa

- **As of Sunday, August 29, 2021, more than 65.7 million tests for Covid-19 had been administered in Africa.** Ten countries collectively account for 69.5% of the tests conducted in Africa as of August 29, 2021 namely, South Africa (24.9%), Morocco (13.6%), Ethiopia (4.9%), Egypt (4.7%), Nigeria (4.1%), Tunisia (3.9%), Rwanda (3.7%), Kenya (3.6%), Zambia (3.4%) and Cameroon (2.7%).
- **The average number of tests per 1 million people in Africa as of August 29, 2021 stands at 49,110.** Botswana continues to lead on this indicator with 692,905 tests per 1 million people, followed by Gabon (484,736), Cabo Verde (467,297), Mauritius (282,029), South Africa (276,418) and Eswatini (271,316).

Confirmed, New and Active Global Covid-19 Cases

- **Globally, the total number of confirmed Covid-19 cases since the start of the pandemic reached 216,363,490:** the majority of which (32.1%) occurred in Asia, followed by Europe (25.4%), North America (21.9%), South America (17.0%) and Africa (3.6%). To date, 193,292,626 cases have recovered globally, representing 89.3% of confirmed global Covid-19 cases.
- **The number of new cases reported globally in the review week amounted to 4,563,892,** indicating a decline of 1.9% compared to the new cases recorded in the preceding week.
- **The number of global deaths due to Covid-19 reached 4,500,597, of which 69,826 were recorded in the week ending August 29, 2021;** this was 0.6% higher than the number of deaths recorded in the previous week. The number of global active cases increased by 470,925 cases in the week under review making a total of 8,570,267 as of August 29, 2021.

² Tanzania has not released new data on Covid-19 for the past three weeks.

- **Africa accounted for 3.6% of the total global cases, 4.3% of deaths, 3.5% of recovered cases and 3.7% of active cases as of August 29, 2021, as detailed below.**

Confirmed, New and Active Covid-19 Cases in Africa

- **As of August 29, 2021, the total number of confirmed cases in Africa reached 7,744,572,** 66.9% of which were in six countries, namely South Africa (35.7%), Morocco (11.0%), Tunisia (8.5%), Ethiopia (4.0%), Libya (3.9%) and Egypt (3.7%). The five countries with the lowest number of cases were São Tomé & Príncipe, Comoros, Chad, Liberia, and Guinea-Bissau, with cases ranging between 2,590 in São Tomé & Príncipe and 5,766 in Guinea-Bissau, collectively accounting for 0.3% of the confirmed cases in Africa. Considering population size, Seychelles, Botswana, Cabo Verde, Tunisia and Namibia are the five countries with the highest number of confirmed cases per million people with rates ranging from 199,661 in Seychelles to 48,077 in Namibia.
- **In the week under review, a total of 215,551 new cases were reported in Africa,** which is an 18.4% decline compared to the previous week. These new cases in Africa account for 4.7% of the weekly new cases recorded globally. The Southern Africa region accounted for 44.1% of the weekly new cases in Africa, followed by North Africa (36.8%), East Africa (10.8%), West Africa (7.4%) and Central Africa (1.0%).
- **The total number of active cases in Africa declined by 22,395 cases to 688,994 in the week under review.** Currently, six countries collectively account for 62.6% of the active cases in Africa, namely South Africa (22.8%), Libya (12.1%), Morocco (8.8%), Algeria (8.3%), Rwanda (5.8%) and Egypt (4.8%).
- **From a regional perspective, Southern Africa, North Africa and West Africa recorded declines in active cases during the review week.**

Deaths and the Case Fatality Rates in Africa

- **As of August 29, 2021, a total of 194,830 deaths had been reported in Africa since the start of the pandemic,** of which 52.8% were in Southern Africa, 32.1% in North Africa, 9.2% in East Africa, 4.3% in West Africa and 1.6% in Central Africa. The five countries with the highest number of reported deaths due to Covid-19 since the start of the pandemic are South Africa, Tunisia, Egypt, Morocco and Algeria, ranging from 81,595 in South Africa to 5,209 in Ethiopia. A total of 5,679 new deaths were reported in Africa in the week under review, which is an increase of 2.1% compared to the preceding week.
- **The case fatality rate (CFR), i.e. deaths per confirmed cases for Africa, stands at 2.5%, which is higher than the global CFR rate of 2.1%.** Regionally, West Africa has the lowest CFR at 1.4%, followed by Central Africa at 1.6%, East Africa at 2.1%, North Africa at 2.7% and Southern Africa at 2.8%. As of August 29, 2021, Sixteen African countries recorded CFRs higher than the African average with the highest in Sudan at 7.5%, followed by Egypt (5.8%), Somalia (5.6%), Liberia (4.4%) Comoros (3.6%), Mali (3.6%), Malawi (3.6%), Chad (3.5%), Tunisia

(3.5%), Zimbabwe (3.5%), Niger (3.4%), The Gambia (3.3%), South Africa (3.0%), Lesotho (2.8%), Namibia (2.7%) and Algeria (2.7%).

Recovery Rates in Africa

- **As of August 29, 2021, the number of recovered cases in Africa reached 6,860,748, representing 88.6% of its total confirmed cases.** Regionally, the recovery rates stand at 91.2% for Southern Africa, 90.8% for West Africa, 86.0% for North Africa, 83.9% for East Africa, and 83.7% for Central Africa. In the week under review, 232,267 newly recovered cases were reported.

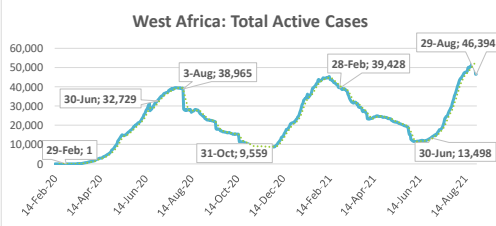
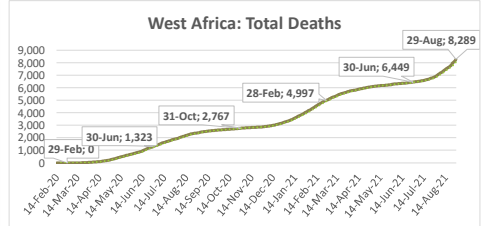
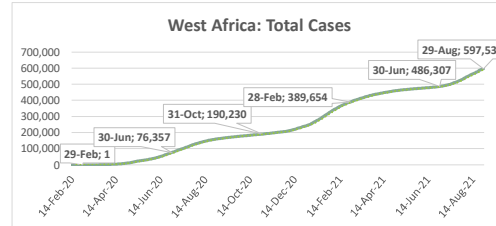
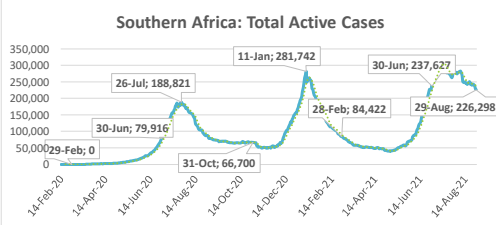
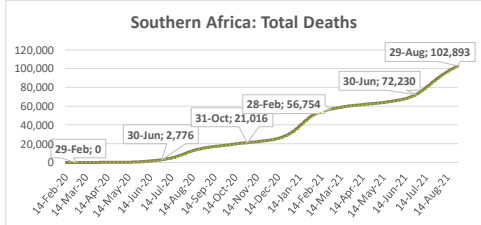
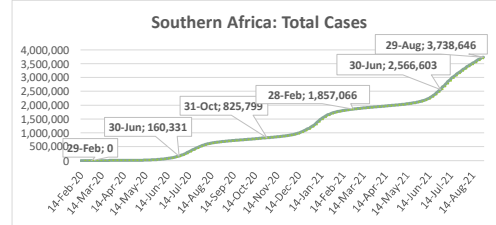
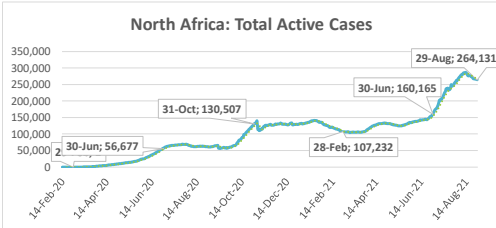
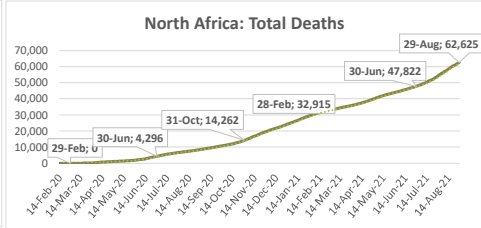
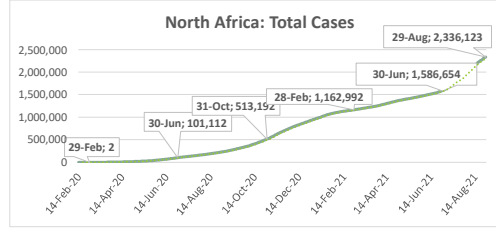
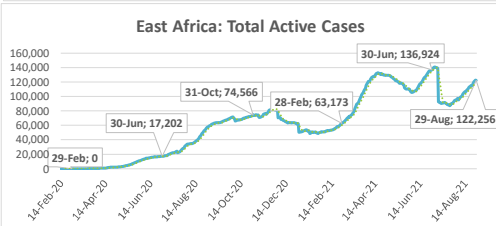
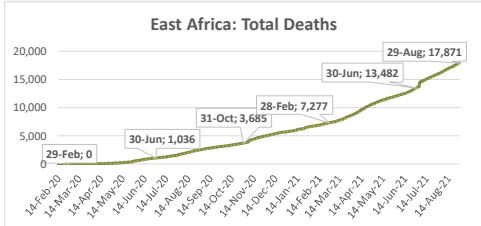
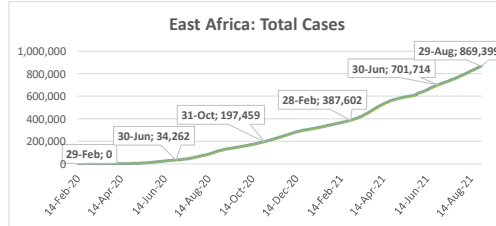
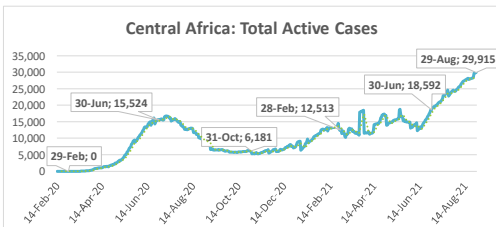
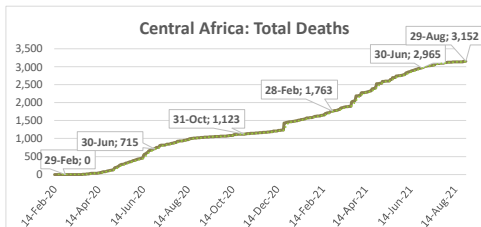
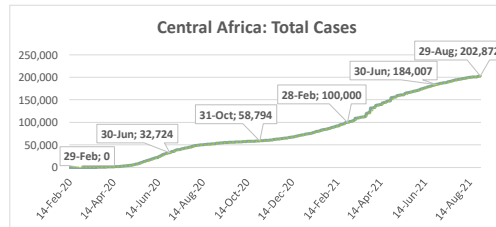
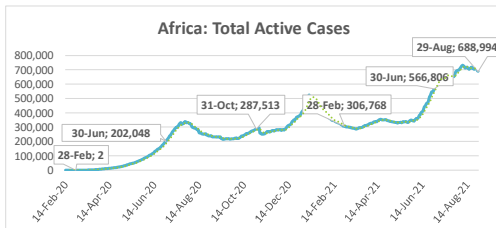
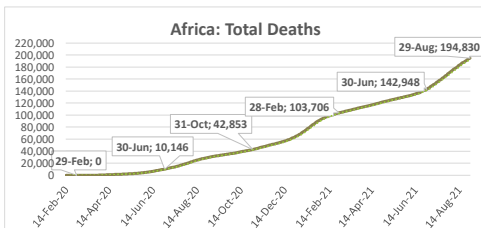
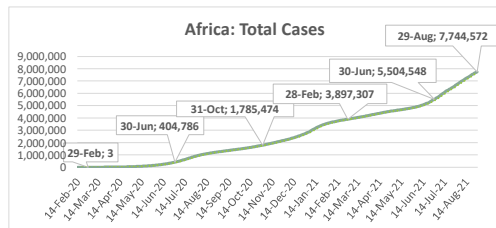
Status of Vaccinations Administered in Africa and Selected Global Countries for the Week Ending 29 August 2021					
	Vaccinations				
	Total vaccinations	% of population vaccinated	New vaccinations for the week of	New vaccinations for the week of	Weekly change
			29 Aug.	22 Aug.	
World	5,228,873,133	67.1	274,921,966	243,298,242	31,623,724
AFRICA	98,660,117	7.4	8,554,285	8,521,583	32,702
Algeria	4,146,091	9.6	0	0	0
Angola	1,841,568	5.6	87,495	58,485	29,010
Benin	117,984	1.0	21,405	26,256	-4,851
Botswana	434,644	18.5	26,621	16,663	9,958
Burkina Faso	53,814	0.3	0	15,409	-15,409
Cabo Verde	262,164	47.2	0	57,384	-57,384
Cameroon	418,130	1.6	5,606	44,244	-38,638
Central African Rep	82,083	1.7	0	3,398	-3,398
Chad	33,525	0.2	0	3,739	-3,739
Comoros	175,038	20.1	0	27,521	-27,521
Congo DRC	87,910	0.1	996	670	326
Congo Rep	290,287	5.3	16,497	17,802	-1,305
Côte d'Ivoire	1,297,822	4.9	33,764	69,298	-35,534
Djibouti	58,245	5.9	4,016	1,165	2,851
Egypt	8,004,586	7.8	1,527,051	726,986	800,065
Equatorial Guinea	345,719	24.6	16,490	6,782	9,708
Eswatini	239,519	20.6	58,229	0	58,229
Ethiopia	2,394,866	2.1	61,070	31,300	29,770
Gabon	130,798	5.9	3,041	7,130	-4,089
Gambia, The	321,385	13.3	0	277,828	-277,828
Ghana	1,271,393	4.1	0	0	0
Guinea	1,091,909	8.3	111,904	32,813	79,091
Guinea Bissau	31,090	1.6	619	0	619
Kenya	2,742,199	5.1	346,135	362,787	-16,652
Lesotho	71,597	3.3	34,960	0	34,960
Liberia	113,680	2.2	4,095	14,162	-10,067
Libya	1,022,882	14.9	132,925	125,724	7,201
Madagascar	197,001	0.7	0	0	0
Malawi	888,030	4.6	39,239	163,161	-123,922
Mali	259,719	1.3	0	0	0
Mauritania	254,155	5.5	819	10,710	-9,891
Mauritius	1,496,498	117.7	199,408	0	199,408
Morocco	32,541,843	88.2	2,405,288	2,506,496	-101,208
Mozambique	1,960,320	6.3	96,091	477,903	-381,812
Namibia	305,086	12.0	36,530	16,054	20,476
Niger	490,549	2.0	4,595	60,471	-55,876
Nigeria	3,967,013	1.9	0	0	0
Rwanda	1,712,551	13.3	323,765	545,603	-221,838
Sao Tome	32,114	14.7	0	7	-7
Senegal	1,712,551	10.2	229,239	123,217	106,022
Seychelles	143,490	145.9	0	2,055	-2,055
Sierra Leone	225,380	2.8	0	0	0
Somalia	282,522	1.8	2,653	0	2,653
South Africa	12,021,608	20.3	1,494,245	1,140,234	354,011
South Sudan	56,989	0.5	0	0	0
Sudan	829,682	1.9	1,721	4,080	-2,359
Togo	535,518	6.5	0	60,742	-60,742
Tunisia	5,646,781	47.8	755,556	815,547	-59,991
Uganda	1,327,068	2.9	92,016	79,787	12,229
Zambia	571,356	3.1	23,089	27,984	-4,895
Zimbabwe	4,110,354	27.7	357,112	559,986	-202,874
Americas					
Brazil	189,061,012	89.6	12,444,460	13,163,950	-719,490
Canada	53,122,384	141.3	742,938	878,586	-135,648
U.S.A	368,863,734	112.4	6,205,963	6,224,106	-18,143
Asia					
China	2,032,934,000	145.4	97,065,000	82,030,000	15,035,000
India	625,864,766	45.8	44,375,389	37,643,087	6,732,302
Europe					
France	86,168,690	128.5	3,046,512	2,564,496	482,016
Germany	101,167,083	121.7	1,826,139	2,077,063	-250,924
Israel	13,415,759	148.2	613,248	592,621	20,627
U.K.	90,641,097	135.6	1,309,397	1,452,057	-142,660
Middle East					
Saudi Arabia	36,428,467	106.3	2,330,241	2,136,125	194,116
U.A.E.	18,060,832	184.9	377,349	307,355	69,994

Total of vaccinations

% of population vaccinated

Summary of COVID-19 tracking in Africa: Situation for the week ending 29 August 2021

	Date of first case	Cases				Deaths				Recovered				Active				Test	
		Total cases	New cases for the week of	New cases for the week of	Weekly change from Previous week	Total deaths	New deaths for the week of	New deaths for the week of	Weekly change from Previous week	Total Recovered	New recovered for the week of	New recovered for the week of	Weekly change from Previous week	Active cases	New active for the week of	New active for the week of	Weekly change from Previous week	Total tests	Tests Per million People
		29 Aug.	22 Aug.	22 Aug.	22 Aug.	29 Aug.	22 Aug.	22 Aug.	22 Aug.	29 Aug.	22 Aug.	22 Aug.	22 Aug.	29 Aug.	22 Aug.	22 Aug.	22 Aug.	29 Aug.	29 Aug.
		31-Dec-19	4,563,892	4,653,333	-89,441	4,500,597	69,826	69,435	391	193,292,626	4,023,141	3,808,421	214,720	18,570,267	470,925	775,477	-304,552	3,295,580,697	422,792
World	14-Feb-20	7,744,572	215,359	264,199	-48,840	194,830	5,679	5,563	116	6,860,748	232,075	233,497	-1,422	688,994	-22,395	2,120	-24,515	65,749,153	49,110
Africa	6-Mar-20	202,872	2,059	980	1,079	3,152	21	3	18	169,805	189	643	-454	29,915	1,849	334	1,515	3,733,286	25,481
Central Africa	13-Mar-20	869,399	23,064	21,763	1,301	17,871	471	399	72	729,272	15,352	13,087	2,265	122,256	7,241	8,277	-1,036	10,877,037	28,967
East Africa	14-Feb-20	2,336,123	79,266	88,794	-9,528	62,625	1,897	1,927	-30	2,009,367	85,600	96,867	-11,267	264,131	-8,231	-10,000	1,769	16,738,588	81,084
North Africa	5-Mar-20	3,738,646	94,965	113,913	-18,948	102,893	2,782	2,957	-175	3,409,455	111,351	110,323	1,028	226,298	-19,168	633	-19,801	25,340,718	118,868
Southern Africa	28-Feb-20	597,532	16,005	15,738	267	8,289	508	285	223	542,849	19,583	12,577	7,006	46,394	-4,086	2,876	-6,962	9,059,524	22,808
West Africa																			



.....: 7-day moving average

Central Africa

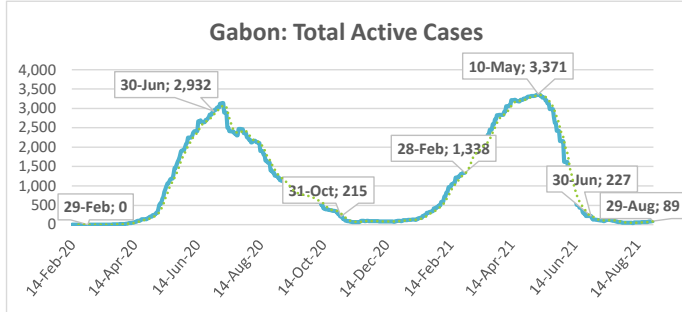
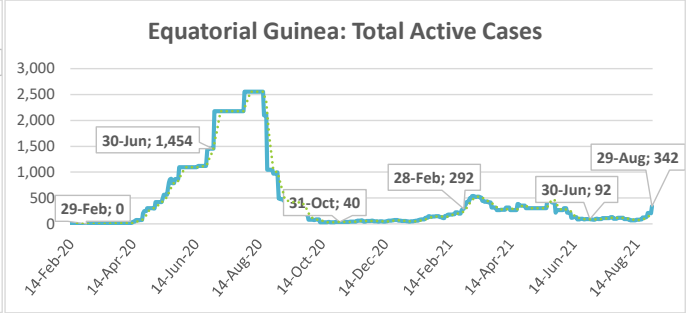
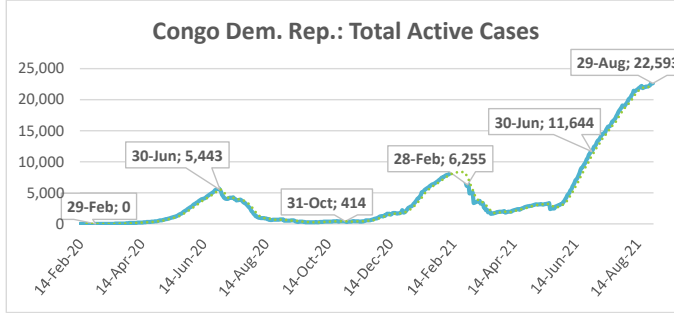
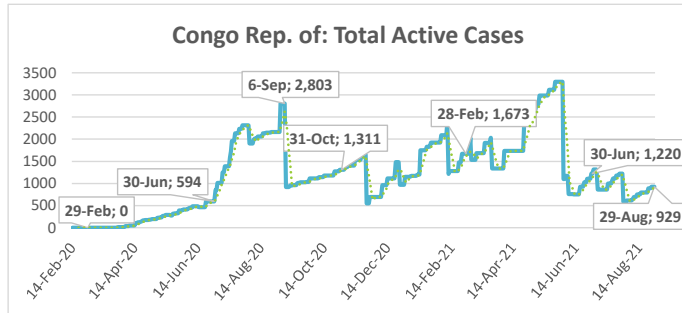
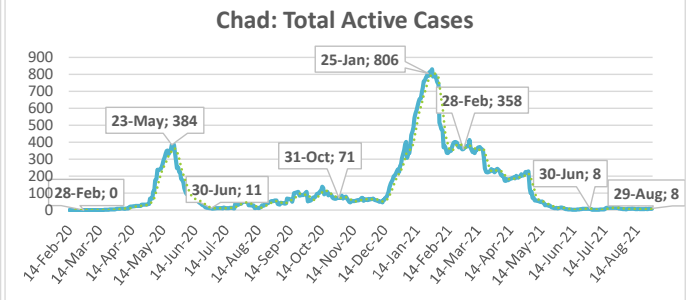
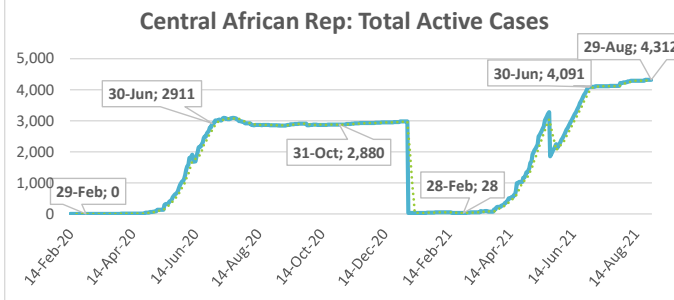
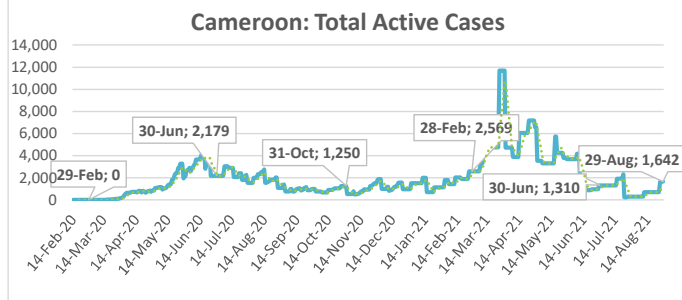
Highlights of the Covid-19 Situation in Central Africa as of August 29, 2021

- **As of Sunday, August 29, 2021, the number of reported total cases in the Central Africa region reached 202,872.** The region reported 2,059 new cases in the week under review, which is two times¹ higher compared to the number recorded in the preceding week. The total number of deaths reported since the start of the pandemic reached 3,152, recording 21 new deaths in the review week. The number of total recovered cases reached 169,805, of which 0.1% were newly recovered cases during the review week. The total number of active cases stands at 29,915, indicating an increase of 1,849 cases in the review week. The increase in the number of active cases in the region during the review week is largely attributed to Cameroon and the Democratic Republic of Congo to a lesser extent.
- **Cameroon accounted for 41.1% of the total cases reported in the region since the start of the pandemic and 47.2% of the new cases during the week under review.** Chad has recorded the lowest number of total cases in the Central region since the onset of the pandemic at 4,991.
- **The average case fatality rate (CFR) for the region stands at 1.6%. The highest CFR in the region was reported in Chad at 3.5% and the lowest in Gabon at 0.6%.**

¹ The increase in the number of weekly cases could be partially explained by Cameroon and Central African Republic releasing data for two weeks.

Summary of COVID-19 tracking in Central Africa: Situation for the week ending 29 August 2021

	Date of first case	Cases				Deaths				Recovered				Active				Test	
		Total cases	New cases for the week of	New cases for the week of	Weekly change	Total deaths	New deaths for the week of	New deaths for the week of	Weekly change from Previous week	Total Recovered	New recovered for the week of	New recovered for the week of	Weekly change from Previous week	Active cases	New active for the week of	New active for the week of	Weekly change from Previous week	Total tests	Tests Per million People
			29 Aug.	22 Aug.			29 Aug.	22 Aug.			29 Aug.	22 Aug.			29 Aug.	22 Aug.			
Central Africa	6-Mar-20	202,872	2,059	980	1,079	3,152	21	3	18	169,805	189	643	-454	29,915	1,849	334	1,515	3,733,286	25,481
Cameroon	6-Mar-20	83,425	971	0	971	1,350	12	0	12	80,433	0	0	0	1,642	959	0	959	1,765,899	66,523
Central African Rep.	15-Mar-20	11,270	19	0	19	99	0	0	0	6,859	0	0	0	4,312	19	0	19	60,228	12,470
Chad	19-Mar-20	4,991	6	3	3	174	0	0	0	4,809	4	3	1	8	2	0	2	138,673	8,442
Congo Rep. of	15-Mar-20	13,533	135	42	93	183	4	0	4	12,421	0	0	0	929	131	42	89	188,207	34,107
Congo Dem. Rep.	10-Mar-20	54,508	499	755	-256	1,057	4	3	1	30,858	0	511	-511	22,593	495	241	254	306,299	3,420
Equatorial Guinea	14-Mar-20	9,326	277	77	200	124	1	0	1	8,860	57	35	22	342	219	42	177	195,087	139,051
Gabon	12-Mar-20	25,819	152	103	49	165	0	0	0	25,565	128	94	34	89	24	9	15	1,078,893	484,736



.....: 7-day moving average

East Africa

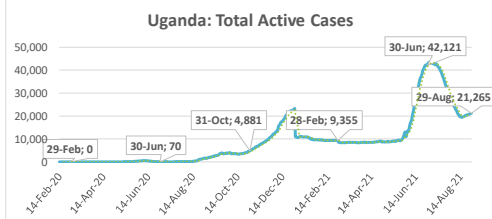
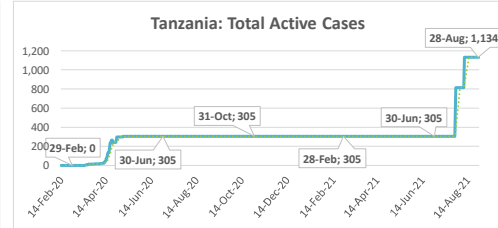
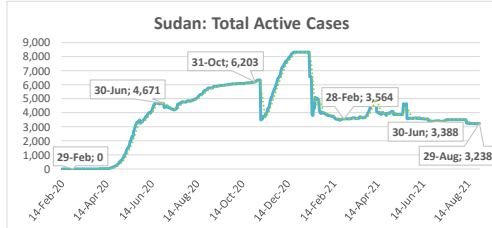
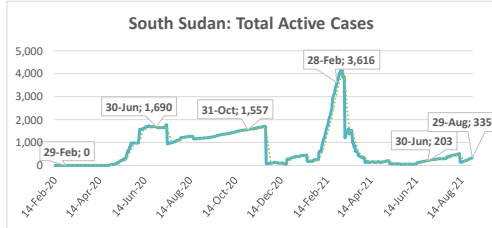
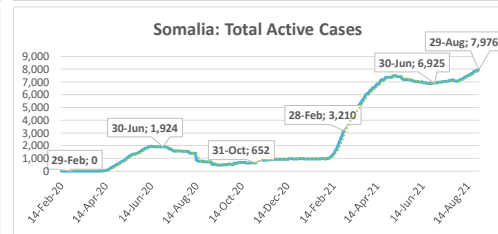
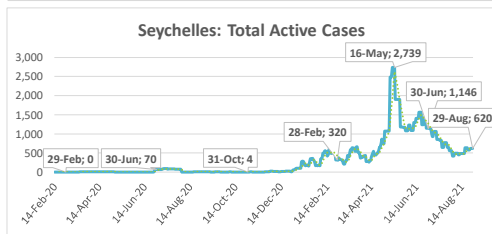
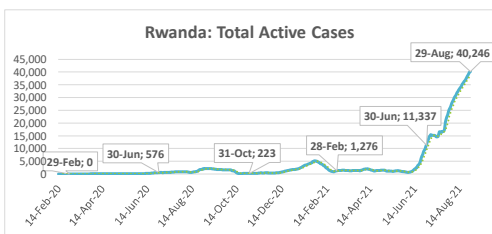
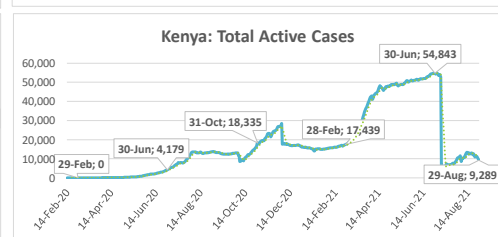
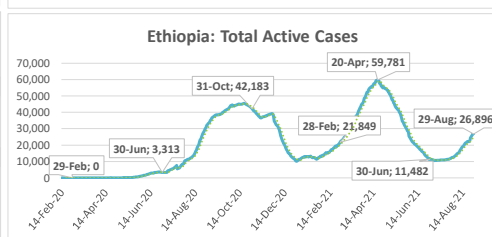
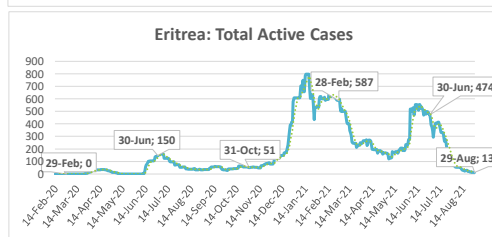
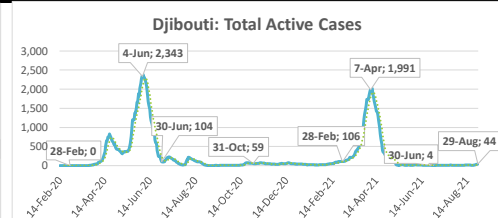
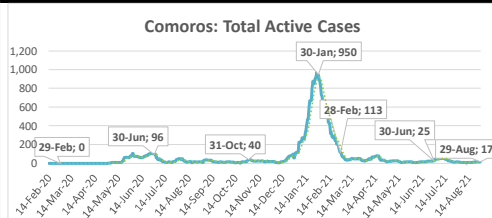
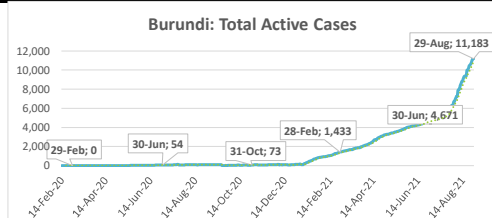
Highlights of the Covid-19 Situation in East Africa as of August 29, 2021

- **As of Sunday, August 29, 2021, the number of total cases in the East Africa region reached 869,399.** The region reported 23,256 new cases in the week under review, which is 6.6% higher compared to the preceding week. The total number of deaths reported reached 17,871, recording 471 new deaths during the review week. The number of total recovered cases reached 729,272, of which 2.1% were newly recovered cases during the review week. The total number of active cases stands at 122,256, indicating an increase of 7,241 cases in the review week. The increase in the number of active cases in the region during the review week is mainly attributable to Ethiopia and Rwanda.
- **Ethiopia accounted for 35.2% of the total cases reported in the region since the start of the pandemic and 44.3% of the new cases in the region during the week under review.** Comoros has reported the lowest number of total cases in the region since the start of the pandemic at 4,062.¹
- **The average case fatality rate (CFR) for the region stands at 2.1%. The highest CFR in the region was reported in Sudan at 7.5% and the lowest in Burundi at 0.3%.**

¹ This precludes Tanzania, which has not released new data in the past three weeks after resuming reporting in July 2021.

Summary of COVID-19 tracking in East Africa: Situation for the week ending 29 August 2021

	Date of first case	Cases				Deaths				Recovered				Active				Test	
		Total cases	New cases for the week of	New cases for the week of	Weekly change	Total deaths	New deaths for the week of	New deaths for the week of	Weekly change from Previous week	Total Recovered	New recovered for the week of	New recovered for the week of	Weekly change from Previous week	Active cases	active for the week of	New active for the week of	Weekly change from Previous week	Total tests	Tests Per million People
		29 Aug.	22 Aug.	22 Aug.	22 Aug.	29 Aug.	22 Aug.	22 Aug.	22 Aug.	29 Aug.	22 Aug.	22 Aug.	22 Aug.	29 Aug.	22 Aug.	22 Aug.	22 Aug.	29 Aug.	29 Aug.
East Africa	13-Mar-20	869,399	23,064	21,763	1,301	17,871	471	399	72	729,272	15,352	13,087	2,265	122,256	7,241	8,277	-1,036	10,877,037	28,967
Burundi	31-Mar-20	11,994	1,011	1,128	-117	38	0	0	0	773	0	0	0	11,183	1,011	1,128	-117	377,245	31,726
Comoros	2-May-20	4,062	12	12	0	147	0	0	0	3,898	10	6	4	17	2	6	-4	6,227	7,161
Djibouti	18-Mar-20	11,741	45	14	31	157	0	1	-1	11,540	13	20	-7	44	32	-7	-39	205,913	208,414
Eritrea	21-Mar-20	6,640	17	22	-5	37	0	0	0	6,590	25	29	-4	13	-8	-7	-1	23,693	6,681
Ethiopia	13-Mar-20	306,117	10,313	6,530	3,783	4,644	83	83	0	274,577	5,445	3,761	1,684	26,896	4,785	2,686	2,099	3,225,641	28,058
Kenya	13-Mar-20	234,952	5,943	8,282	-2,339	4,710	213	157	56	220,953	8,917	8,114	803	9,289	3,187	11	-3,198	2,363,524	43,955
Rwanda	14-Mar-20	86,613	3,590	3,321	269	1,079	58	62	-4	45,288	66	147	-81	40,246	3,466	3,112	354	2,426,222	187,321
Seychelles	15-Mar-20	19,777	387	495	-108	104	3	3	0	19,053	403	336	67	620	-19	156	-175	21,504	218,654
Somalia	16-Mar-20	17,302	515	468	47	963	45	35	10	8,363	286	130	156	7,976	184	303	-119	198,186	12,470
South Sudan	5-Apr-20	11,403	93	138	-45	120	0	0	0	10,948	0	31	-31	335	93	107	-14	212,924	19,022
Sudan	13-Mar-20	37,699	79	77	2	2,831	9	9	0	31,630	57	73	-16	3,238	13	-5	18	238,579	5,444
Tanzania	16-Mar-20	1,367	---	---	---	50	---	---	---	183	---	---	---	1,134	---	---	---	3,880	65
Uganda	21-Mar-20	119,732	1,059	1,276	-217	2,991	60	49	11	95,476	130	440	-310	21,265	869	787	82	1,573,499	34,400



.....: 7-day moving average

North Africa

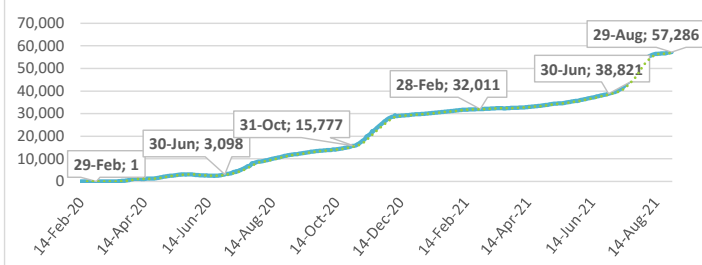
Highlights of the Covid-19 Situation in North Africa as of August 29, 2021

- **As of Sunday, August 29, 2021, the number of total cases in the North Africa region reached 2,336,123.** The region reported 79,266 new cases in the review week, which is a 10.7% decline compared to the preceding week. The total number of deaths reported reached 62,625, recording 1,897 new deaths in the review week. The number of total recovered cases reached 2,009,367, of which 4.3% were newly recovered cases during the week under review. The total number of active cases stands at 264,131, indicating a decline of 8,231 cases in the review week. The decline in the number of active cases in the region during the review week is mainly attributable to Morocco.
- **Morocco accounted for 36.5% of the total cases reported in the region since the start of the pandemic. The country accounted for 53.5% of the new cases in the region during the week under review.** Mauritania has reported the lowest number of total cases in the region since the start of the pandemic at 33,309.
- **The average case fatality rate (CFR) for the region currently stands at 2.7%. The highest CFR in the region was recorded in Egypt at 5.8% and the lowest in Libya at 1.4%.**

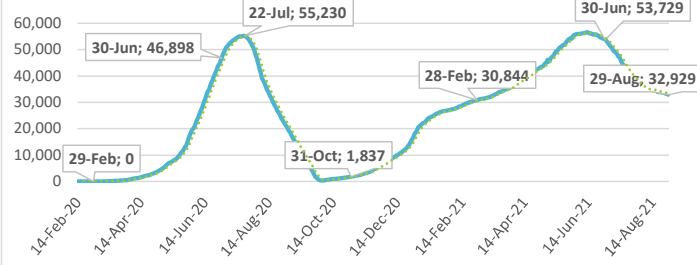
Summary of COVID-19 tracking in North Africa: Situation for the week ending 29 August 2021

	Date of first case	Cases				Deaths				Recovered				Active				Test	
		Total cases	New cases for the week of	New cases for the week of	Weekly change	Total deaths	New deaths for the week of	New deaths for the week of	Weekly change from Previous week	Total Recovered	New recovered for the week of	New recovered for the week of	Weekly change from Previous week	Active cases	New active for the week of	New active for the week of	Weekly change from Previous week	Total tests	Tests Per million People
			29 Aug.	22 Aug.			29 Aug.	22 Aug.			29 Aug.	22 Aug.			29 Aug.	22 Aug.			
North Africa	14-Feb-20	2,336,123	79,266	88,794	-9,528	62,625	1,897	1,927	-30	2,009,367	85,600	96,867	-11,267	264,131	-8,231	-10,000	1,769	16,738,588	81,084
Algeria	26-Feb-20	195,162	3,579	4,325	-746	5,209	205	210	-5	132,667	2,717	3,924	-1,207	57,286	657	191	466	230,861	5,265
Egypt	14-Feb-20	287,899	1,547	994	553	16,721	50	52	-2	238,249	2,385	1,750	635	32,929	-888	-808	-80	3,068,679	29,987
Libya	25-Mar-20	305,793	10,539	13,324	-2,785	4,184	133	147	-14	218,534	5,334	7,724	-2,390	83,075	5,072	5,453	-381	1,510,454	219,821
Mauritania	14-Mar-20	33,309	1,487	1,701	-214	705	32	33	-1	29,987	1,820	2,179	-359	2,617	-365	-511	146	441,518	94,957
Morocco	5-Mar-20	853,373	42,424	51,493	-9,069	12,437	645	775	-130	780,434	55,889	57,315	-1,426	60,502	-14,110	-6,597	-7,513	8,915,626	241,547
Tunisia	5-Mar-20	660,587	19,690	16,957	2,733	23,369	832	710	122	609,496	17,455	23,975	-6,520	27,722	1,403	-7,728	9,131	2,571,450	217,576

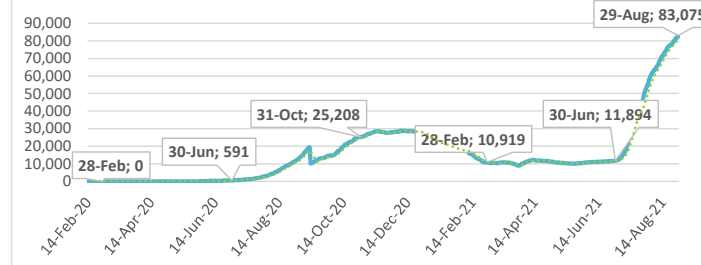
Algeria: Total Active Cases



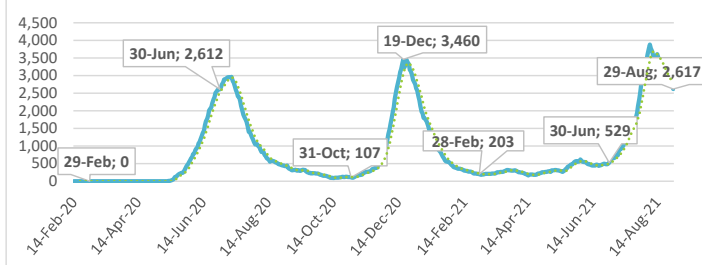
Egypt: Total Active Cases



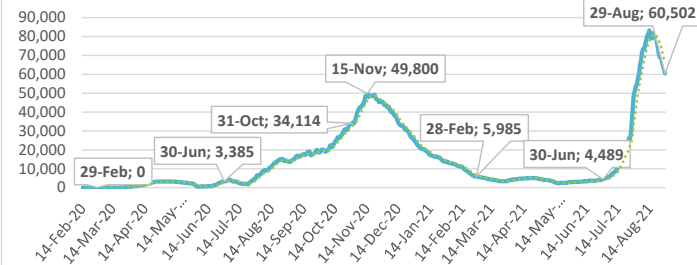
Libya: Total Active Cases



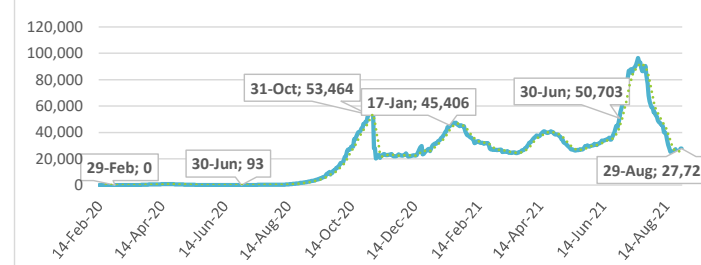
Mauritania: Total Active Cases



Morocco: Total Active Cases



Tunisia: Total Active Cases



.....: 7-day moving average

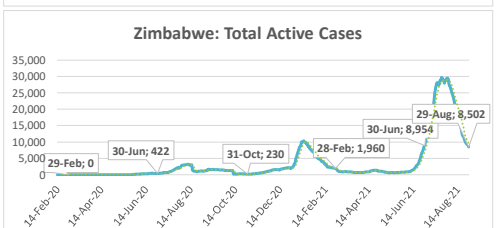
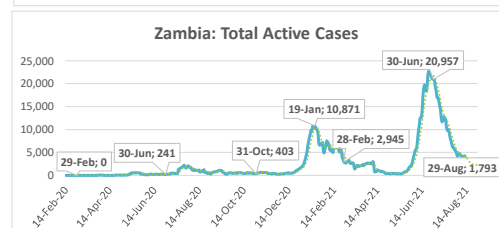
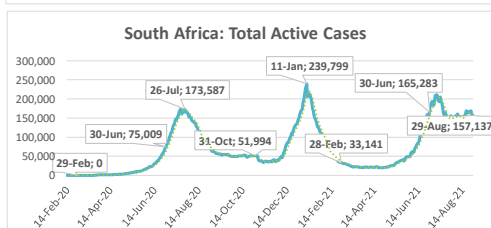
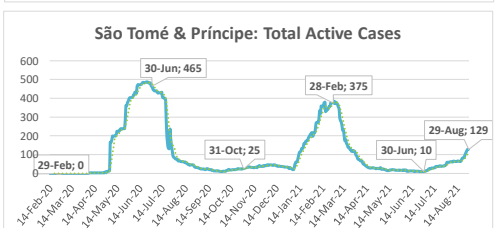
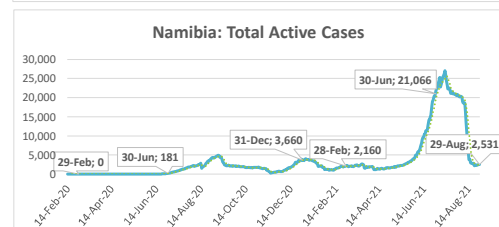
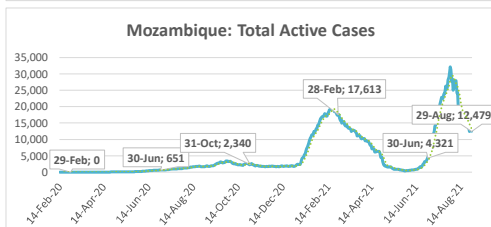
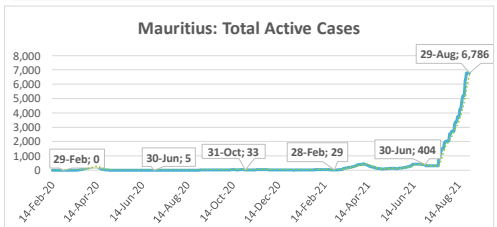
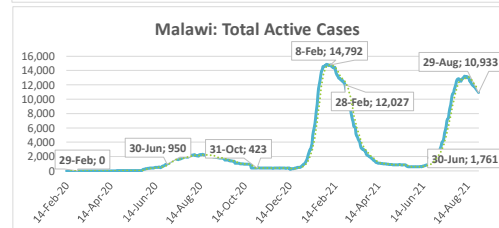
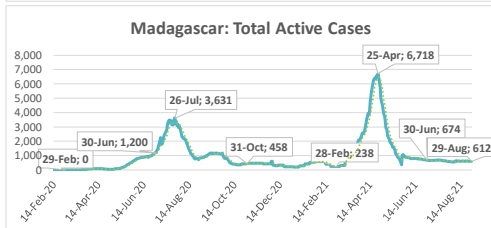
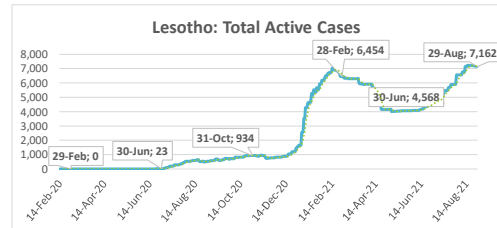
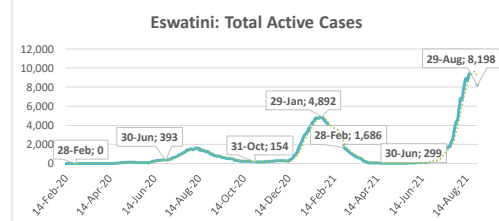
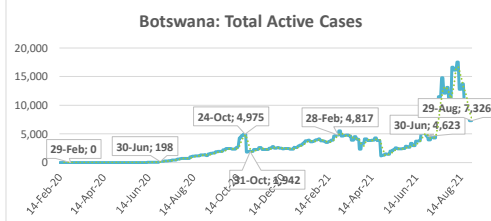
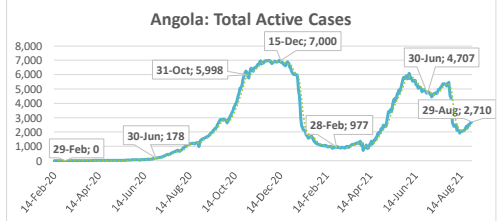
Southern Africa

Highlights of the Covid-19 Situation in Southern Africa as of August 29, 2021

- **As of Sunday, August 29, 2021, the number of total cases in the Southern Africa region reached 3,738,646.** The region reported 94,965 new cases in the week under review, which is a 16.6% decline compared to the preceding week. The total number of deaths reported reached 102,893, recording 2,782 new deaths in the review week. The total number of recovered cases reached 3,409,455, of which 3.3% were newly recovered cases during the review week. The total number of active cases stands at 226,298, indicating a decline of 19,168 cases in the review week. Over 50% of the decline in the number of active cases in the region during the review week is attributable to South Africa, followed by Zimbabwe, Botswana and Mozambique in descending order.
- **South Africa accounted for 74.0% of the total cases reported in the region since the start of the pandemic and 77.9% of the new cases in the region during the week under review.** São Tomé & Príncipe has the lowest number of total cases reported in the region at 2,590.
- **The average case fatality rate (CFR) for the region stands at 2.8%. The highest CFR in the region was reported in Malawi at 3.6% and the lowest in Mauritius at 0.3%.**

Summary of COVID-19 tracking in Southern Africa: Situation for the week ending 29 August 2021

	Date of first case	Cases				Deaths				Recovered				Active				Test	
		Total cases	New cases for the week of	New cases for the week of	Weekly change	Total deaths	New deaths for the week of	New deaths for the week of	Weekly change from Previous week	Total Recovered	New recovered for the week of	New recovered for the week of	Weekly change from Previous week	Active cases	New active for the week of	New active for the week of	Weekly change from Previous week	Total tests	Tests Per million People
		29 Aug.	22 Aug.	22 Aug.	22 Aug.	29 Aug.	22 Aug.	22 Aug.	22 Aug.	29 Aug.	22 Aug.	22 Aug.	22 Aug.	29 Aug.	22 Aug.	22 Aug.	22 Aug.	29 Aug.	29 Aug.
Southern Africa	5-Mar-20	3,738,646	94,965	113,913	-18,948	102,893	2,782	2,957	-175	3,409,455	111,351	110,323	1,028	226,298	-19,168	633	-19,801	25,340,718	118,868
Angola	27-Mar-20	47,168	1,223	1,328	-105	1,201	48	53	-5	43,257	873	902	-29	2,710	302	373	-71	830,836	25,279
Botswana	16-Mar-20	153,793	7,332	9,703	-2,371	2,213	132	108	24	144,254	9,994	12,273	-2,279	7,326	-2,794	2,678	-116	1,629,455	692,905
Eswatini	14-Mar-20	42,828	2,373	4,447	-2,074	1,081	77	70	7	33,549	3,839	3,287	552	8,198	-1,543	1,090	-2,633	314,771	271,316
Lesotho	13-May-20	14,395	24	128	-104	403	3	3	0	6,830	67	52	15	7,162	-46	73	-119	146,630	68,447
Madagascar	20-Mar-20	42,862	17	34	-17	955	1	2	-1	41,295	21	25	-4	612	-5	7	-12	241,052	8,705
Malawi	2-Apr-20	60,345	874	1,388	-514	2,161	87	106	-19	47,251	1,699	2,532	-833	10,933	-912	-1,250	338	384,283	20,088
Mauritius	18-Mar-20	8,667	1,597	1,463	-134	27	5	1	-4	1,854	0	0	0	6,786	1,592	1,462	-130	358,675	282,029
Mozambique	27-Mar-20	145,863	3,079	4,035	-956	1,851	51	84	-33	131,533	5,492	7,591	-2,099	12,479	-2,464	-3,640	1,176	846,662	27,088
Namibia	14-Mar-20	124,716	1,135	1,112	-23	3,372	30	65	-35	118,813	728	2,698	-1,970	2,531	377	-1,651	2,028	657,045	258,587
São Tomé & Príncipe	6-Apr-20	2,590	66	36	-30	37	0	0	0	2,424	21	18	3	129	45	18	-27	14,689	67,024
South Africa	5-Mar-20	2,764,931	73,958	85,387	-11,429	81,595	2,174	2,280	-106	2,526,199	81,790	68,776	13,014	157,137	-10,006	14,331	-24,337	16,393,971	276,418
Zambia	18-Mar-20	206,051	1,502	2,288	-786	3,596	22	45	-23	200,662	2,103	2,682	-579	1,793	-623	-439	-184	2,263,831	123,142
Zimbabwe	25-Mar-20	124,437	1,785	2,564	-779	4,401	152	140	12	111,534	4,724	9,487	-4,763	8,502	-3,091	-7,063	3,972	1,258,818	84,695



.....: 7-day moving average

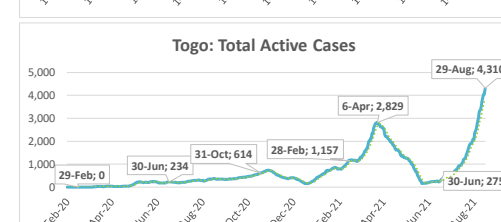
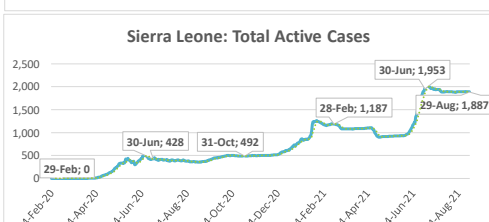
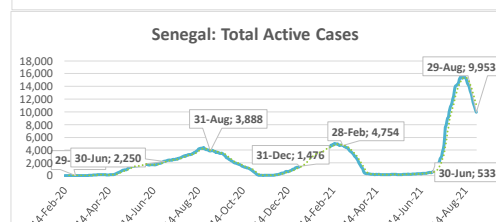
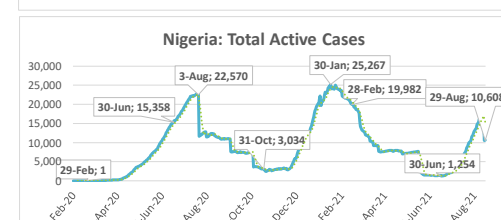
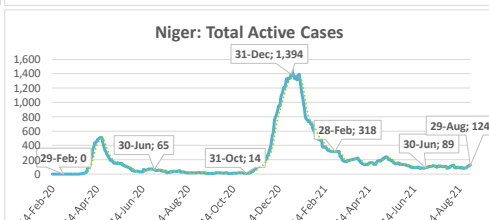
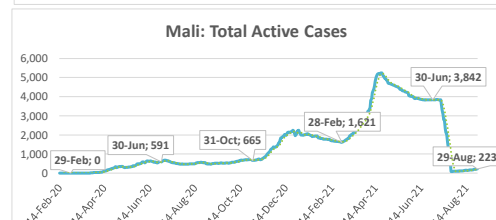
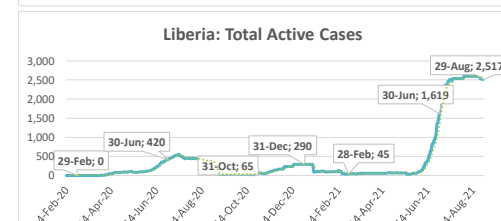
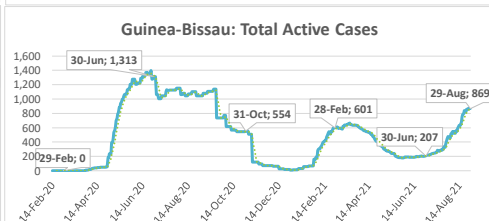
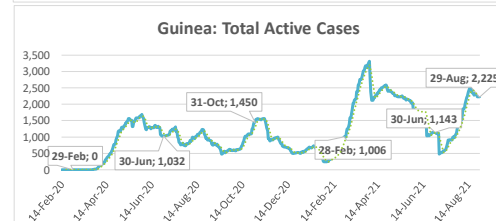
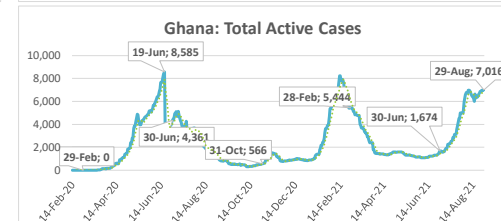
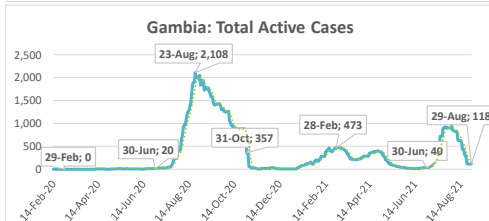
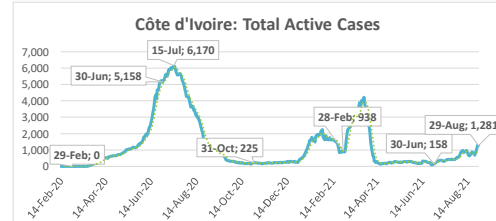
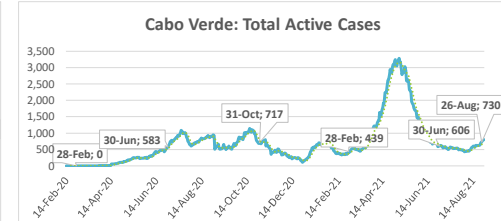
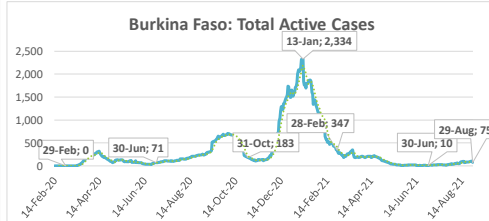
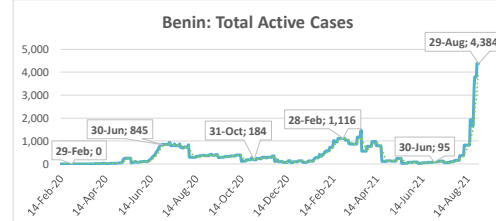
West Africa

Highlights of the Covid-19 Situation in West Africa as of August 29, 2021

- **As of Sunday, August 29, 2021, the number of total cases in the West Africa region reached 597,532.** The region reported 16,005 new cases in the week under review, which is a 1.7% increase compared to the new cases reported in the preceding week. The total number of deaths reported reached 8,289 of which 508 were new deaths in the review week. The number of total recovered cases reached 542,849, of which 3.6% were newly recovered cases during the review week. The total number of active cases stands at 46,394, indicating a decline of 4,086 cases in the review week. The decline in the number of active cases in the region during the review week is mainly attributable to Nigeria and Senegal.
- **Nigeria accounted for 32.0% of the total cases reported in the West region since the start of the pandemic and 27.0% of the new cases in the region during the week under review.** Liberia has the lowest number of total cases in the region since the start of the pandemic at 5,538.
- **The average case fatality rate (CFR) for the region stands at 1.4%. The highest CFR in the region was reported in Liberia at 4.4% and the lowest in Côte d'Ivoire and Togo at 0.8%.**

Summary of COVID-19 tracking in West Africa: Situation for the week ending 29 August 2021

	Date of first case	Cases				Deaths				Recovered				Active				Test	
		Total cases	New cases for the week of	New cases for the week of	Weekly change	Total deaths	New deaths for the week of	New deaths for the week of	Weekly change from Previous week	Total Recovered	New recovered for the week of	New recovered for the week of	Weekly change from Previous week	Active cases	New active for the week of	New active for the week of	Weekly change from Previous week	Total tests	Tests Per million People
		29 Aug.	22 Aug.	22 Aug.		29 Aug.	22 Aug.	22 Aug.		29 Aug.	22 Aug.	22 Aug.		29 Aug.	22 Aug.	22 Aug.			
West Africa	28-Feb-20	597,532	16,005	15,738	267	8,289	508	285	223	542,849	19,583	12,577	7,006	46,394	-4,086	2,876	-6,962	9,059,524	22,808
Benin	16-Mar-20	13,366	3,183	1,118	2,065	128	9	6	3	8,854	452	266	186	4,384	2,722	846	1,876	604,310	49,847
Burkina Faso	9-Mar-20	13,762	49	38	11	171	0	1	-1	13,516	55	50	5	75	-6	-13	7	211,697	10,127
Cabo Verde	20-Mar-20	35,227	489	341	148	309	6	3	3	34,114	308	312	-4	804	175	26	149	259,811	467,297
Côte d'Ivoire	11-Mar-20	55,108	1,463	1,443	20	430	35	36	-1	53,397	992	1,309	-317	1,281	436	98	338	888,751	33,693
Gambia, The	18-Mar-20	9,626	187	244	-57	314	18	25	-7	9,194	329	564	-235	118	-160	-345	185	101,817	42,131
Ghana	12-Mar-20	117,636	3,052	3,874	-822	1,008	40	46	-6	109,612	2,643	3,401	-758	7,016	369	427	-58	1,598,732	51,451
Guinea	13-Mar-20	29,209	407	782	-375	326	12	27	-15	26,658	446	915	-469	2,225	-51	-160	109	534,667	40,712
Guinea-Bissau	26-Mar-20	5,766	248	395	-147	117	14	13	1	4,780	188	193	-5	869	46	189	-143	91,371	46,428
Liberia	16-Mar-20	5,538	79	0	79	245	97	0	97	2,776	61	0	61	2,517	-79	0	-79	128,246	25,357
Mali	25-Mar-20	14,857	100	62	38	539	3	1	2	14,095	42	37	5	223	55	24	31	380,416	18,785
Niger	20-Mar-20	5,839	69	46	23	198	2	0	2	5,517	27	45	-18	124	40	1	39	142,455	5,885
Nigeria	28-Feb-20	191,345	4,322	4,520	-198	2,454	186	49	137	178,283	9,828	1,323	8,505	10,608	-5,692	3,148	-8,840	2,727,834	13,233
Senegal	2-Mar-20	72,709	782	1,248	-466	1,749	78	71	7	61,007	3,613	3,517	96	9,953	-2,909	-2,340	-569	736,309	43,975
Sierra Leone	31-Mar-20	6,363	8	13	-5	121	0	0	0	4,355	13	14	-1	1,887	-5	-1	-4	192,370	24,116
Togo	6-Mar-20	21,181	1,567	1,614	-47	180	8	7	1	16,691	586	631	-45	4,310	973	976	-3	460,738	55,653



.....: 7-day moving average