



## AFRICAN DEVELOPMENT BANK GROUP

---

### Weekly Data Flash on Covid-19 in Africa<sup>1</sup>:

*The situation as of Sunday, September 5, 2021*

Statistics Department (ECST)

---

<sup>1</sup> This briefing note has been prepared by Roza Mamuye Bora, Senior Statistician; Anouar Chaouch, Statistician; Soumaila Karambiri, Statistical Assistant; Regis Hauhouot Stephane, Statistical Assistant and Desire Lakpa Guy, Statistical Assistant; and Robert Maate, Chief Statistician under the supervision of Louis Kouakou, Division Manager ECST.1

# Contents

	Page
Highlights of the Covid-19 Situation in Africa as of September 5, 2021	1
Data Annexes: Africa	4
Highlights of the Covid-19 Situation in Central Africa as of September 5, 2021	6
Data Annexes: Central Africa	8
Highlights of the Covid-19 Situation in East Africa as of September 5, 2021	9
Data Annexes: East Africa	11
Highlights of the Covid-19 Situation in North Africa as of September 5, 2021	12
Data Annexes: North Africa	14
Highlights of the Covid-19 Situation in Southern Africa as of September 5, 2021	15
Data Annexes: Southern Africa	17
Highlights of the Covid-19 Situation in West Africa as of September 5, 2021	18
Data Annexes: West Africa	20

## Highlights of the Covid-19 Situation in Africa for the Week Ending September 5, 2021 <sup>2</sup>

### *Vaccinations: Status Update*

- **In the week ending September 5, 2021, over 255.1 million new Covid-19 vaccinations were administered globally, leading to an accumulated total of almost 5.5 billion since the start of the program.** In terms of the geographical distribution, China accounts for 38.3% of the total number of Covid-19 vaccinations administered to date, followed by India at 12.5% and the USA at 6.8%.
- **The number of African countries that have released data on rolling out Covid-19 vaccinations stands at 51.** As of September 5, 2021, a total of 107,320,898 vaccinations had been administered in Africa, which represents 2.0% of total global vaccinations. Morocco accounts for 32.3% of the vaccinations carried out in Africa to date, followed by South Africa (12.5%) and Egypt (8.8%).

### *Covid-19 Testing in Africa*

- **As of Sunday, September 5, 2021, almost 68.2 million tests for Covid-19 had been administered in Africa, of which over 2.4 million were reported this week.** Ten countries collectively account for 69.5% of the tests conducted in Africa as of September 5, 2021 namely, South Africa (24.6%), Morocco (13.4%), Egypt (5.3%), Ethiopia (4.9%), Nigeria (4.1%), Tunisia (3.9%), Rwanda (3.7%), Kenya (3.5%), Zambia (3.4%) and Cameroon (2.8%).
- **The average number of tests per 1 million people in Africa as of September 5, 2021 stands at 50,923, which is an increase of 3.7% over the figure reported in the previous week.** Botswana continues to lead on this indicator with 700,716 tests per 1 million people, followed by Cabo Verde (579,541), Gabon (495,239), Mauritius (282,777), South Africa (282,416) and Eswatini (278,447).

### *Confirmed, New and Active Global Covid-19 Cases*

- **Globally, the total number of confirmed Covid-19 cases since the start of the pandemic reached 220,642,491, of which 89.3% have recovered.** The majority of cases (32.2%) occurred in Asia, followed by Europe (25.3%), North America (22.1%), South America (16.7%) and Africa (3.6%).
- **The number of new cases reported globally in the review week amounted to 4,279,001, indicating a decline of 6.2% compared to the new cases recorded in the preceding week.**
- **The number of global deaths due to Covid-19 reached 4,578,049, of which 77,452 were recorded in the week ending September 5, 2021; this was 10.9% higher than the number of**

---

<sup>2</sup> Tanzania has not released new data on Covid-19 for the past three weeks.

deaths recorded in the previous week. The number of global active cases increased by 360,497 cases in the week under review making a total of 18,930,764 as of September 5, 2021.

- **Africa accounted for 3.6% of the total global cases, 4.4% of deaths, 3.6% of recovered cases and 3.3% of active cases as of September 5, 2021, as detailed below.**

### *Confirmed, New and Active Covid-19 Cases in Africa*

- **As of September 5, 2021, the total number of confirmed cases in Africa reached 7,914,377<sup>2</sup>, 66.9% of which were in six countries, namely South Africa (35.6%), Morocco (11.2%), Tunisia (8.5%), Libya (4.0%), Ethiopia (4.0%) and Egypt (3.7%). The five countries with the lowest number of cases were São Tomé & Príncipe, Comoros, Chad, Liberia, and Guinea-Bissau, with cases ranging between 2,683 in São Tomé & Príncipe and 5,882 in Guinea-Bissau, collectively accounting for 0.3% of the confirmed cases in Africa. Considering population size, Seychelles, Botswana, Cabo Verde, Tunisia and Namibia are the five countries with the highest number of confirmed cases per million people with rates ranging from 203,343 in Seychelles to 48,405 in Namibia.**
- **In the week under review, a total of 169,805 new cases were reported in Africa, which is an 21.1% decline compared to the previous week. These new cases in Africa account for 4.0% of the weekly new cases recorded globally. The Southern Africa region accounted for 42.2% of the weekly new cases in Africa, followed by North Africa (35.1%), East Africa (11.8%), West Africa (9.5%) and Central Africa (1.4%).**
- **The total number of active cases in Africa declined by 55,877 cases to 633,117 in the week under review. Currently, six countries collectively account for 64.0% of the active cases in Africa, namely South Africa (22.4%), Libya (13.2%), Algeria (9.1%), Morocco (7.5%), Rwanda (6.8%) and Egypt (4.9%).**
- **From a regional perspective, Southern Africa, North Africa and West Africa recorded declines in active cases in the last two weeks.**

### *Deaths and the Case Fatality Rates in Africa*

- **As of September 5, 2021, a total of 199,265 deaths had been reported in Africa since the start of the pandemic, of which 52.8% were in Southern Africa, 32.2% in North Africa, 9.1% in East Africa, 4.3% in West Africa and 1.6% in Central Africa. The five countries with the highest number of reported deaths due to Covid-19 since the start of the pandemic are South Africa, Tunisia, Egypt, Morocco and Algeria, ranging from 83,419 in South Africa to 5,420 in Algeria. A total of 4,435 new deaths were reported in Africa in the week under review, which is a decline of 21.9% compared to the preceding week.**
- **The case fatality rate (CFR), i.e. deaths per confirmed cases for Africa, stands at 2.5%, which is higher than the global CFR rate of 2.1%. Regionally, West Africa has the lowest**

---

<sup>2</sup> Tanzania has not released new data on Covid-19 for the past four weeks after briefly resuming in July, 2021.

CFR at 1.4%, followed by Central Africa at 1.5%, East Africa at 2.0%, North Africa at 2.7% and Southern Africa at 2.8%. As of September 5, 2021, Eighteen African countries recorded CFRs higher than the African average with the highest in Sudan at 7.5%, followed by Egypt (5.8%), Somalia (5.6%), Liberia (4.3%), Comoros (3.6%), Mali (3.6%), Malawi (3.6%), Zimbabwe (3.6%), Chad (3.5%), Tunisia (3.5%), Niger (3.4%), The Gambia (3.3%), South Africa (3.0%), Lesotho (2.8%), Namibia (2.7%), Algeria (2.7%), Angola (2.6%) and Eswatini (2.6%).

### *Recovery Rates in Africa*

- **As of September 5, 2021, the number of recovered cases in Africa reached 7,081,995, representing 89.5% of its total confirmed cases.** Regionally, the recovery rates stand at 92.0% for Southern Africa, 91.6% for West Africa, 87.5% for North Africa, 84.1% for East Africa, and 82.9% for Central Africa. In the week under review, 221,247 newly recovered cases were reported.

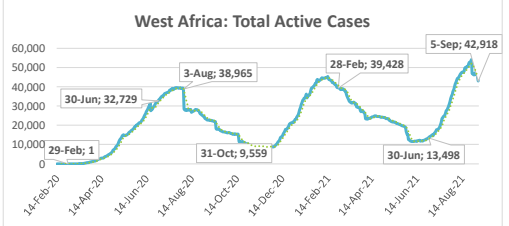
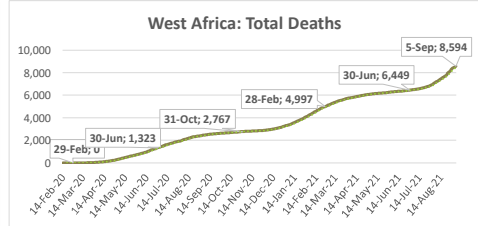
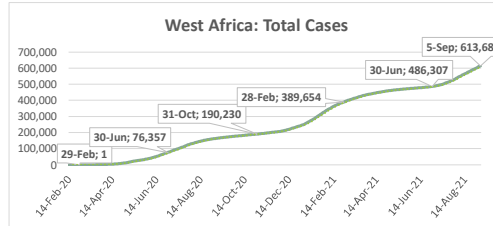
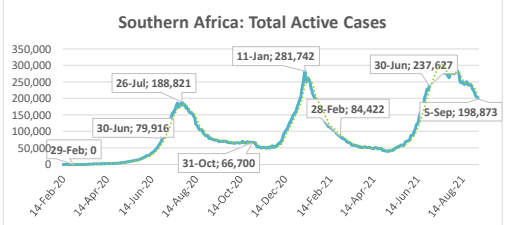
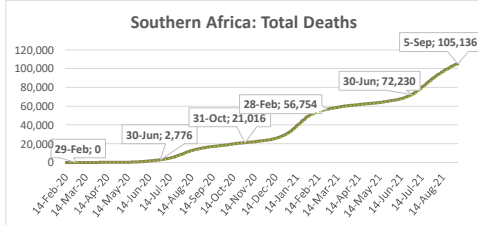
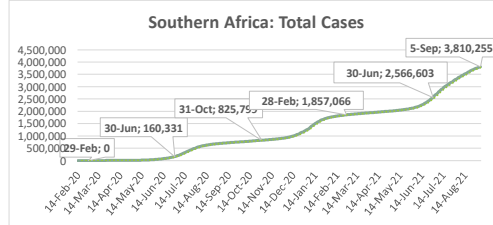
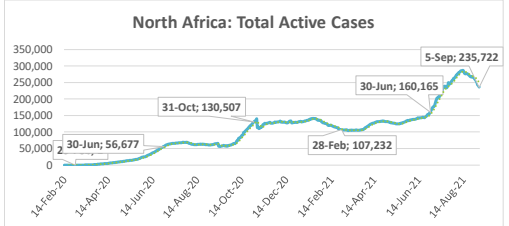
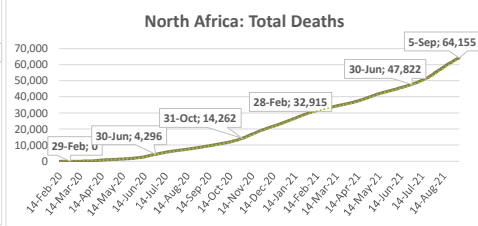
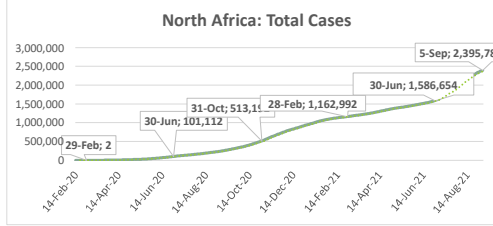
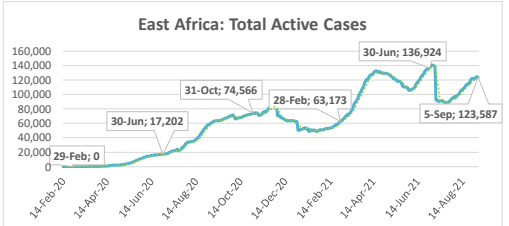
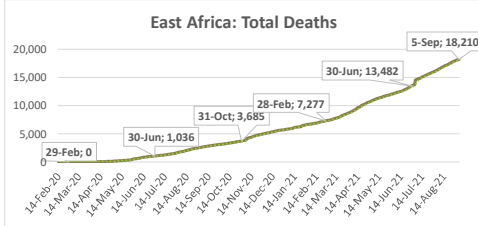
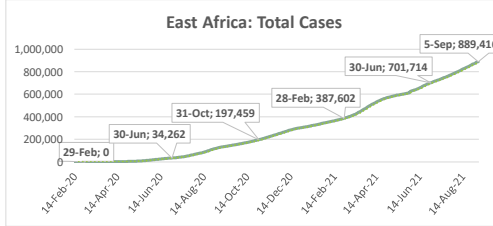
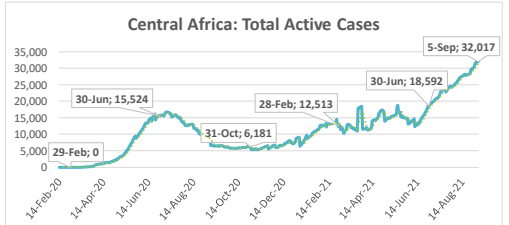
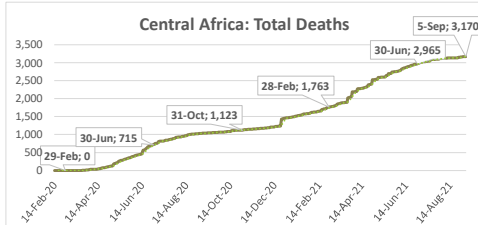
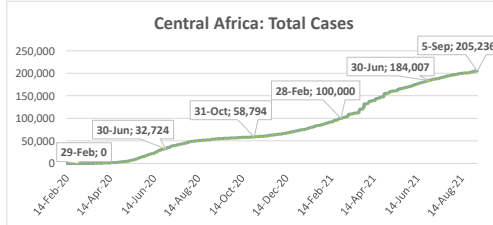
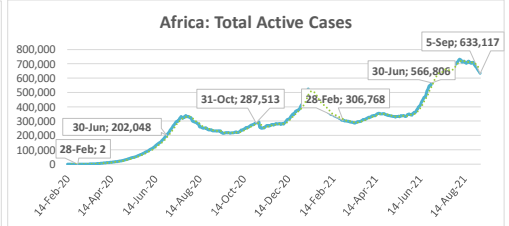
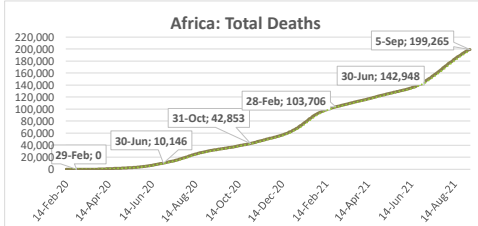
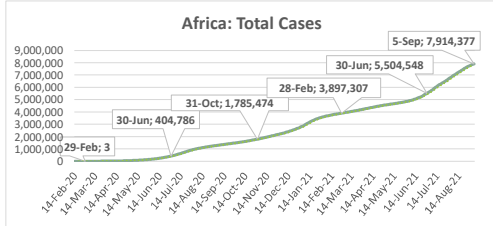
Status of Vaccinations Administered in Africa and Selected Global Countries for the Week Ending 5 September 2021					
	Vaccinations				
	Total vaccinations	% of population vaccinated	New vaccinations for the week of	New vaccinations for the week of	Weekly change
			5 Sep.	29 Aug.	
World	5,484,004,300	70.4	255,131,167	274,921,966	-19,790,799
AFRICA	107,320,898	8.0	8,633,437	8,581,629	51,808
Algeria	4,146,091	9.6	0	0	0
Angola	2,086,325	6.3	244,757	87,495	157,262
Benin	152,699	1.3	34,715	21,405	13,310
Botswana	528,003	22.5	93,359	26,621	66,738
Burkina Faso	108,799	0.5	31,140	23,845	7,295
Cabo Verde	309,001	55.6	46,837	0	46,837
Cameroon	428,255	1.6	10,125	5,606	4,519
Central African Rep	82,083	1.7	0	0	0
Chad	40,329	0.2	3,305	3,499	-194
Comoros	175,038	20.1	0	0	0
Congo DRC	97,818	0.1	9,908	996	8,912
Congo Rep	290,287	5.3	0	16,497	-16,497
Côte d'Ivoire	1,370,123	5.2	72,301	33,764	38,537
Djibouti	60,141	6.1	1,896	4,016	-2,120
Egypt	9,391,465	9.2	1,386,879	1,527,051	-140,172
Equatorial Guinea	358,505	25.6	12,786	16,490	-3,704
Eswatini	239,519	20.6	0	58,229	-58,229
Ethiopia	2,455,791	2.1	60,925	61,070	-145
Gabon	130,798	5.9	0	3,041	-3,041
Gambia, The	351,281	14.5	29,896	0	29,896
Ghana	1,271,393	4.1	0	0	0
Guinea	1,199,686	9.1	107,777	111,904	-4,127
Guinea Bissau	31,090	1.6	0	619	-619
Kenya	2,854,662	5.3	112,463	346,135	-233,672
Lesotho	71,597	3.3	0	34,960	-34,960
Liberia	113,680	2.2	0	4,095	-4,095
Libya	1,130,485	16.5	107,603	132,925	-25,322
Madagascar	197,001	0.7	0	0	0
Malawi	943,766	4.9	55,736	39,239	16,497
Mali	317,060	1.6	57,341	0	57,341
Mauritania	565,434	12.2	311,279	819	310,460
Mauritius	1,564,974	123.1	68,476	199,408	-130,932
Morocco	34,640,535	93.8	2,098,692	2,405,288	-306,596
Mozambique	2,297,842	7.4	337,522	96,091	241,431
Namibia	329,062	13.0	23,976	36,530	-12,554
Niger	491,738	2.0	1,189	4,595	-3,406
Nigeria	4,432,282	2.2	465,269	0	465,269
Rwanda	2,174,283	16.8	450,721	323,765	126,956
Sao Tome	34,468	15.7	2,354	0	2,354
Senegal	1,732,362	10.3	19,811	229,239	-209,428
Seychelles	143,490	145.9	0	0	0
Sierra Leone	225,380	2.8	0	0	0
Somalia	295,107	1.9	12,585	2,653	9,932
South Africa	13,454,823	22.7	1,433,215	1,494,245	-61,030
South Sudan	57,150	0.5	161	0	161
Sudan	829,682	1.9	0	1,721	-1,721
Togo	535,518	6.5	0	0	0
Tunisia	6,195,570	52.4	548,789	755,556	-206,767
Uganda	1,395,318	3.1	68,250	92,016	-23,766
Zambia	592,863	3.2	21,507	23,089	-1,582
Zimbabwe	4,400,246	29.6	289,892	357,112	-67,220
Americas					
Brazil	200,714,744	95.1	11,653,732	12,444,460	-790,728
Canada	53,811,309	143.2	688,925	742,938	-54,013
U.S.A	374,488,924	114.1	5,625,190	6,205,963	-580,773
Asia					
China	2,100,387,000	150.3	67,453,000	97,065,000	-29,612,000
India	687,404,646	50.3	61,539,880	44,375,389	17,164,491
Europe					
France	88,828,626	132.5	2,659,936	3,046,512	-386,576
Germany	102,437,852	123.2	1,270,769	1,826,139	-555,370
Israel	14,148,244	156.3	732,485	613,248	119,237
U.K.	91,623,530	137.1	982,433	1,309,397	-326,964
Middle East					
Saudi Arabia	38,069,314	111.1	1,640,847	2,330,241	-689,394
U.A.E.	18,410,508	188.4	349,676	377,349	-27,673

Total of vaccinations

% of population vaccinated

# Summary of COVID-19 tracking in Africa: Situation for the week ending 5 September 2021

	Date of first case	Cases				Deaths				Recovered				Active				Test	
		Total cases	New cases for the week of	New cases for the week of	Weekly change from Previous week	Total deaths	New deaths for the week of	New deaths for the week of	Weekly change from Previous week	Total Recovered	New recovered for the week of	New recovered for the week of	Weekly change from Previous week	Active cases	New active for the week of	New active for the week of	Weekly change from Previous week	Total tests	Tests Per million People
5 Sep.	29 Aug.	5 Sep.	29 Aug.	5 Sep.	29 Aug.	5 Sep.	29 Aug.												
World	31-Dec-19	220,642,491	4,279,001	4,563,892	-284,891	4,578,049	77,452	69,826	7,626	197,133,678	3,841,052	4,023,141	-182,089	18,930,764	360,497	470,925	-110,428	3,394,759,936	435,516
Africa	14-Feb-20	7,914,377	169,805	215,339	-45,534	199,265	4,435	5,679	-1,244	7,081,995	221,247	232,055	-10,808	633,117	-55,877	-22,395	-33,482	68,177,469	50,923
Central Africa	6-Mar-20	205,236	2,364	2,059	305	1,170	18	21	-3	170,049	244	189	55	32,017	2,102	1,849	253	3,943,601	26,917
East Africa	13-Mar-20	889,416	20,017	23,044	-3,027	18,210	339	471	-132	747,619	18,347	15,332	3,015	123,587	1,331	7,241	-5,910	11,310,794	30,123
North Africa	14-Feb-20	2,395,785	59,662	79,266	-19,604	64,155	1,530	1,897	-367	2,095,908	86,541	85,600	941	235,722	-28,409	-8,231	-20,178	17,665,314	85,573
Southern Africa	5-Mar-20	3,810,255	71,609	94,965	-23,356	105,136	2,243	2,782	-539	3,506,246	96,791	111,351	-14,560	198,873	-27,425	-19,168	-8,257	25,935,126	121,656
West Africa	28-Feb-20	613,685	16,153	16,005	148	8,594	305	508	-203	562,173	19,324	19,583	-259	42,918	-3,476	-4,086	610	9,322,634	23,471



.....: 7-day moving average

---

---

# Central Africa

---

---

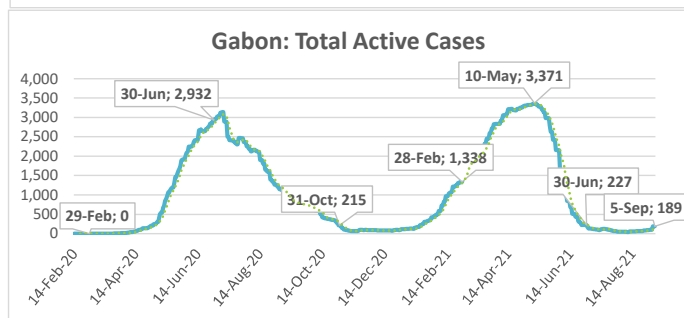
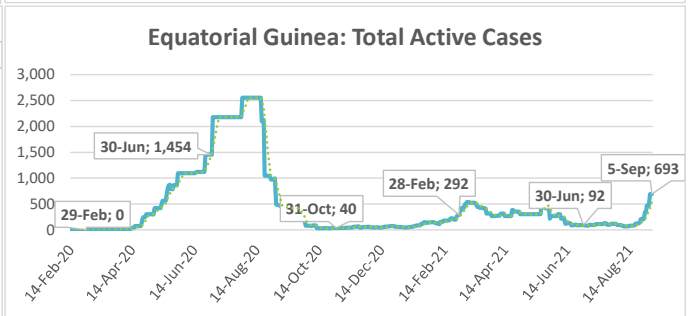
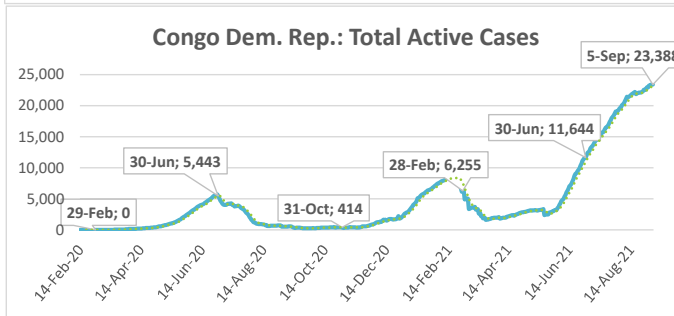
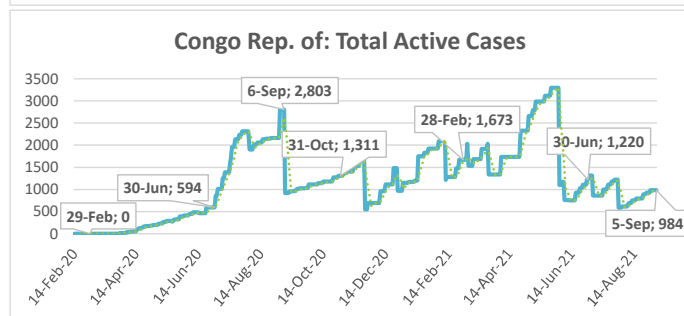
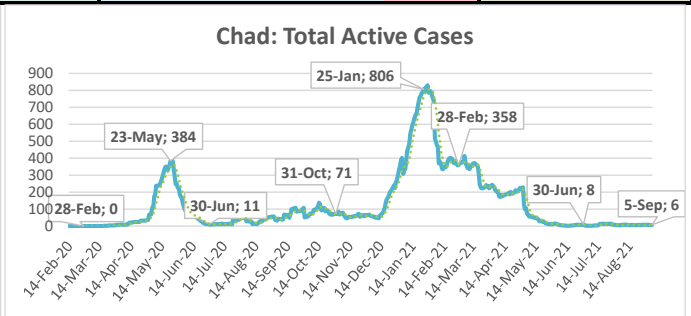
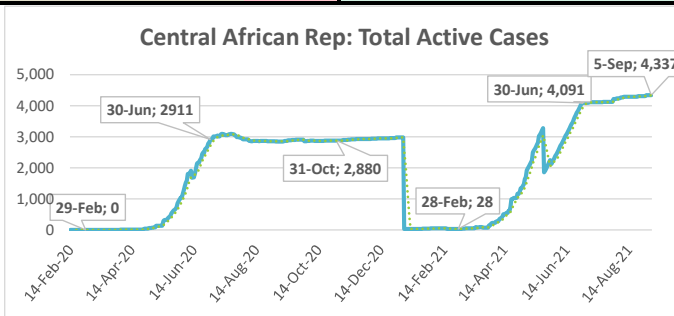
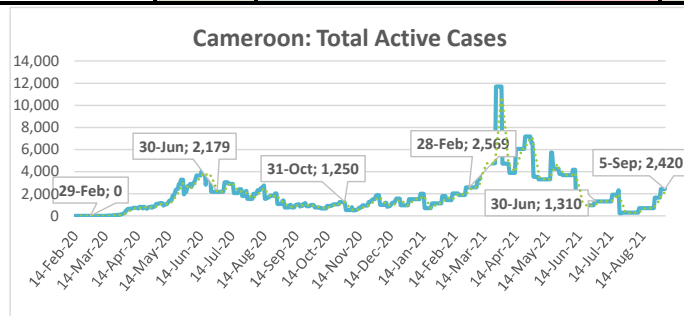


## **Highlights of the Covid-19 Situation in Central Africa for the Week Ending September 5, 2021**

- **As of Sunday, September 5, 2021, the number of reported total cases in the Central Africa region reached 205,236.** The region reported 2,364 new cases during the week, which is 14.8% higher compared to the number recorded in the preceding week. The total number of deaths reported since the start of the pandemic reached 3,170, recording 21 new deaths in the review week. The number of total recovered cases reached 170,049, of which 0.1% were newly recovered cases during the week. The total number of active cases stands at 32,017, indicating an increase of 2,102 cases in the week. The weekly increase in the number of active cases in the region is largely attributed to the Democratic Republic of Congo and Cameroon.
- **Cameroon accounted for 41.0% of the total cases reported in the region since the start of the pandemic, while the Democratic Republic of Congo accounted for 33.8% of the new cases during the week.** Chad has recorded the lowest number of total cases in the Central region since the onset of the pandemic at 4,996.
- **The average case fatality rate (CFR) for the region stands at 1.5%. The highest CFR in the region was reported in Chad at 3.5% and the lowest in Gabon at 0.6%.**

# Summary of COVID-19 tracking in Central Africa: Situation for the week ending 5 September 2021

	Date of first case	Cases				Deaths				Recovered				Active				Test	
		Total cases	New cases for the week of	New cases for the week of	Weekly change	Total deaths	New deaths for the week of	New deaths for the week of	Weekly change from Previous week	Total Recovered	New recovered for the week of	New recovered for the week of	Weekly change from Previous week	Active cases	New active for the week of	New active for the week of	Weekly change from Previous week	Total tests	Tests Per million People
			5 Sep.	29 Aug.			5 Sep.	29 Aug.			5 Sep.	29 Aug.			5 Sep.	29 Aug.			
Central Africa	6-Mar-20	205,236	2,364	2,059	305	3,170	18	21	-3	170,049	244	189	55	32,017	2,102	1,849	253	3,943,601	26,917
Cameroon	6-Mar-20	84,210	785	971	-186	1,357	7	12	-5	80,433	0	0	0	2,420	778	959	-181	1,899,523	71,556
Central African Rep.	15-Mar-20	11,296	26	19	7	100	1	0	1	6,859	0	0	0	4,337	25	19	6	64,001	13,251
Chad	19-Mar-20	4,996	5	6	-1	174	0	0	0	4,816	7	4	3	6	-2	2	-4	140,246	8,538
Congo Rep. of	15-Mar-20	13,588	55	135	-80	183	0	4	-4	12,421	0	0	0	984	55	131	-76	211,720	38,368
Congo Dem. Rep.	10-Mar-20	55,307	799	499	300	1,061	4	4	0	30,858	0	0	0	23,388	795	495	300	325,877	3,639
Equatorial Guinea	14-Mar-20	9,760	434	277	157	128	4	1	3	8,939	79	57	22	693	351	219	132	199,963	142,527
Gabon	12-Mar-20	26,079	260	152	108	167	2	0	2	25,723	158	128	30	189	100	24	76	1,102,271	495,239



.....: 7-day moving average

---

---

# **East Africa**

---

---

## **Highlights of the Covid-19 Situation in East Africa for the Week Ending September 5, 2021**

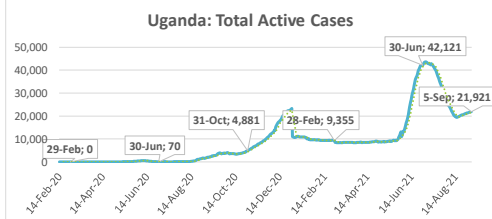
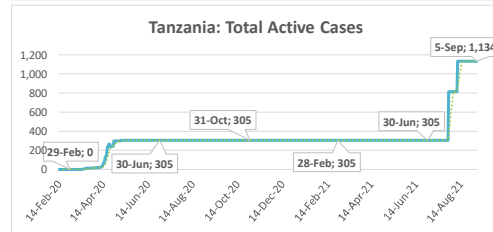
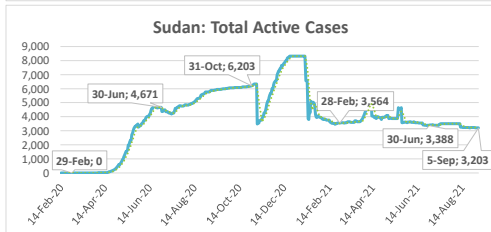
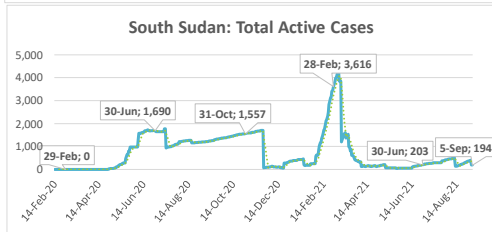
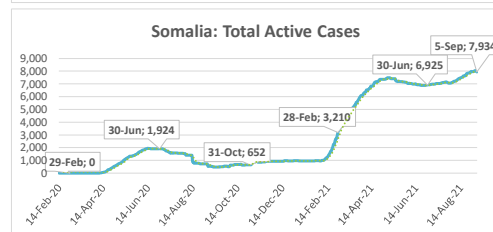
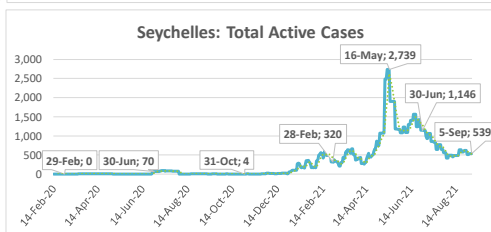
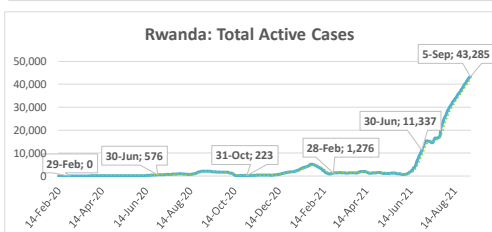
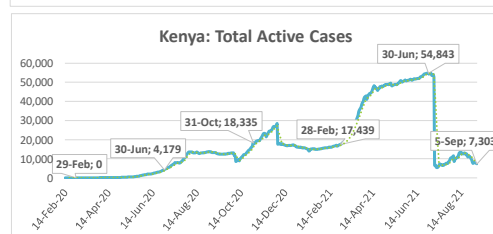
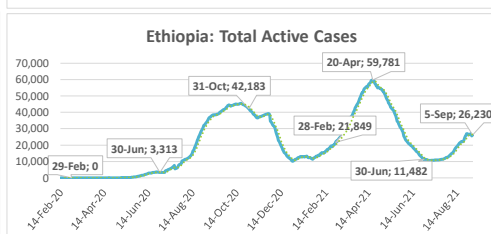
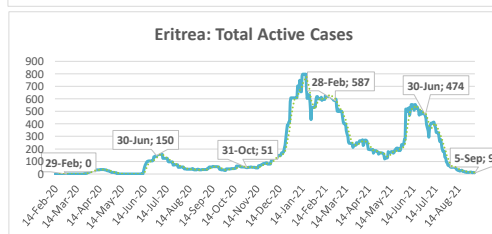
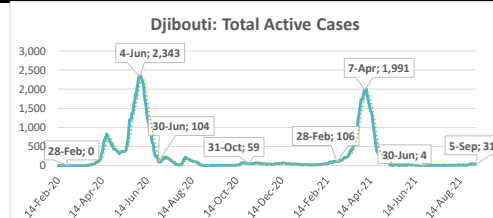
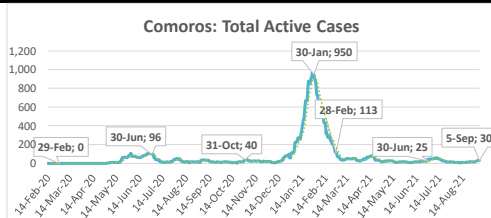
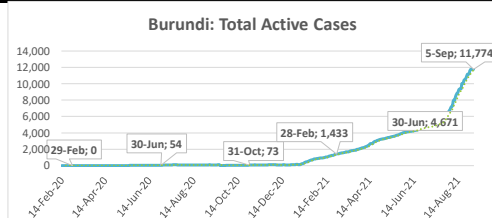
- **As of Sunday, September 5, 2021, the number of total cases in the East Africa region reached 889,416.** The region reported 20,017 new cases in the week, which is 13.1% lower compared to the preceding week. The total number of deaths reported reached 18,210, recording 339 new deaths during the week. The number of total recovered cases reached 747,619, of which 2.5% were newly recovered cases during the week. The total number of active cases stands at 123,587, indicating an increase of 1,331 cases in the week. The weekly increase in the number of active cases in the region is mainly attributable to Rwanda offsetting the decline recorded in Kenya.
- **Ethiopia accounted for 35.4% of the total cases reported in the region since the start of the pandemic and 44.3% of the new cases in the region during the week.** Comoros has reported the lowest number of total cases in the region since the start of the pandemic at 4,086.<sup>1</sup>
- **The average case fatality rate (CFR) for the region stands at 2.0%. The highest CFR in the region was reported in Sudan at 7.5% and the lowest in Burundi at 0.3%.**

---

<sup>1</sup> This precludes Tanzania, which has not released new data in the past four weeks after resuming reporting in July 2021.

# Summary of COVID-19 tracking in East Africa: Situation for the week ending 5 September 2021

	Date of first case	Cases				Deaths				Recovered				Active				Test	
		Total cases	New cases for the week of	New cases for the week of	Weekly change	Total deaths	New deaths for the week of	New deaths for the week of	Weekly change from Previous week	Total Recovered	New recovered for the week of	New recovered for the week of	Weekly change from Previous week	Active cases	New active for the week of	New active for the week of	Weekly change from Previous week	Total tests	Tests Per million People
			5 Sep.	29 Aug.			5 Sep.	29 Aug.			5 Sep.	29 Aug.			5 Sep.	29 Aug.			
East Africa	13-Mar-20	889,416	20,017	23,044	-3,027	18,210	339	471	-132	747,619	18,347	15,332	3,015	123,587	1,331	7,241	-5,910	11,310,794	30,123
Burundi	31-Mar-20	12,585	591	1,011	-420	38	0	0	0	773	0	0	0	11,774	591	1,011	-420	534,714	44,969
Comoros	2-May-20	4,086	24	12	12	147	0	0	0	3,909	11	10	1	30	13	2	11	6,227	7,161
Djibouti	18-Mar-20	11,777	36	45	-9	157	0	0	0	11,589	49	13	36	31	-13	32	-45	208,663	211,197
Eritrea	21-Mar-20	6,648	8	17	-9	38	1	0	1	6,601	11	25	-14	9	-4	-8	4	23,693	6,681
Ethiopia	13-Mar-20	314,984	8,867	10,313	-1,446	4,763	119	83	36	283,991	9,414	5,445	3,969	26,230	-666	4,785	-5,451	3,277,931	28,513
Kenya	13-Mar-20	240,172	5,220	5,943	-723	4,786	76	213	-137	228,083	7,130	8,917	-1,787	7,303	-1,986	3,187	1,201	2,411,720	44,851
Rwanda	14-Mar-20	89,768	3,155	3,590	-435	1,124	45	58	-13	45,359	71	66	5	43,285	3,039	3,466	-427	2,510,348	193,816
Seychelles	15-Mar-20	20,230	453	387	66	103	-1	3	-4	19,588	535	403	132	539	-81	-19	-62	21,504	218,654
Somalia	16-Mar-20	17,832	530	515	15	1,002	39	45	-6	8,896	533	286	247	7,934	-42	184	-226	204,749	12,883
South Sudan	5-Apr-20	11,500	97	93	4	120	0	0	0	11,186	238	0	238	194	-141	93	234	216,108	19,306
Sudan	13-Mar-20	37,886	187	59	128	2,837	6	9	-3	31,846	216	37	179	3,203	-35	13	-48	294,629	6,719
Tanzania	16-Mar-20	1,367	...	...	...	50	...	...	...	183	...	...	...	1,134	...	...	...	3,880	65
Uganda	21-Mar-20	120,581	849	1,059	-210	3,045	54	60	-6	95,615	139	130	9	21,921	656	869	-213	1,596,628	34,906



.....: 7-day moving average

---

---

# North Africa

---

---

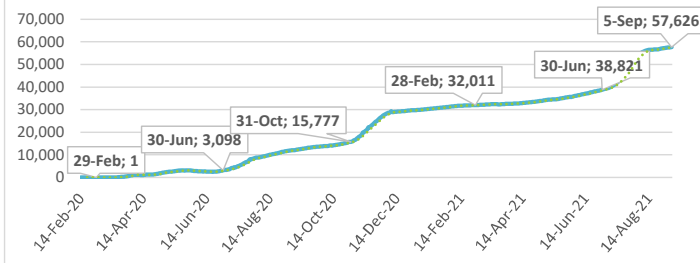
## **Highlights of the Covid-19 Situation in North Africa for the Week Ending September 5, 2021**

- **As of Sunday, September 5, 2021, the number of total cases in the North Africa region reached 2,395,785.** The region reported 59,662 new cases in the week, which is a 24.7% decline compared to the preceding week. The total number of deaths reported reached 64,155, recording 1,530 new deaths during the week. The number of total recovered cases reached 2,095,908, of which 4.1% were newly recovered cases during the week. The total number of active cases stands at 235,722, indicating a decline of 28,409 cases in the week. The weekly decline in the number of active cases in the region is mainly attributable to Tunisia and Morocco.
- **Morocco accounted for 36.9% of the total cases reported in the region since the start of the pandemic and 51.5% of the new cases in the region during the week.** Mauritania has reported the lowest number of total cases in the region since the start of the pandemic which have accumulated to a total of 34,204.
- **The average case fatality rate (CFR) for the region currently stands at 2.7%. The highest CFR in the region was recorded in Egypt at 5.8% and the lowest in Libya at 1.4%.**

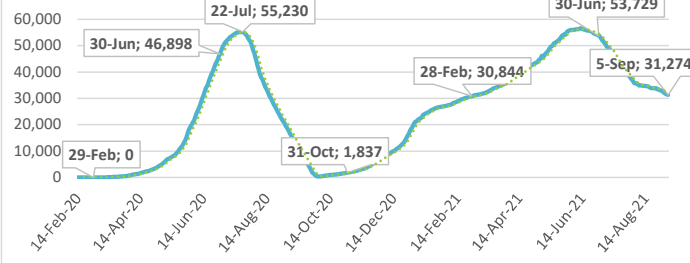
### Summary of COVID-19 tracking in North Africa: Situation for the week ending 5 September 2021

	Date of first case	Cases				Deaths				Recovered				Active				Test	
		Total cases	New cases for the week of	New cases for the week of	Weekly change	Total deaths	New deaths for the week of	New deaths for the week of	Weekly change from Previous week	Total Recovered	New recovered for the week of	New recovered for the week of	Weekly change from Previous week	Active cases	New active for the week of	New active for the week of	Weekly change from Previous week	Total tests	Tests Per million People
			5 Sep.	29 Aug.			5 Sep.	29 Aug.			5 Sep.	29 Aug.			5 Sep.	29 Aug.			
North Africa	14-Feb-20	2,395,785	59,662	79,266	-19,604	64,155	1,530	1,897	-367	2,095,908	86,541	85,600	941	235,722	-28,409	-8,231	-20,178	17,665,314	85,573
Algeria	26-Feb-20	198,004	2,842	3,579	-737	5,420	211	205	6	134,958	2,291	2,717	-426	57,626	340	657	-317	230,861	5,265
Egypt	14-Feb-20	290,027	2,128	1,547	581	16,789	68	50	18	241,964	3,715	2,385	1,330	31,274	-1,655	-888	-767	3,618,796	35,362
Libya	25-Mar-20	315,418	9,625	10,539	-914	4,323	139	133	6	227,293	8,759	5,334	3,425	83,802	727	5,072	-4,345	1,550,418	225,637
Mauritania	14-Mar-20	34,204	895	1,487	-592	733	28	32	-4	31,568	1,581	1,820	-239	1,903	-714	-365	-349	450,576	96,905
Morocco	5-Mar-20	884,085	30,712	42,424	-11,712	13,073	636	645	-9	823,330	42,896	55,889	-12,993	47,682	-12,820	-14,110	1,290	9,162,249	248,228
Tunisia	5-Mar-20	674,047	13,460	19,690	-6,230	23,817	448	832	-384	636,795	27,299	17,455	9,844	13,435	-14,287	1,403	-15,690	2,652,414	224,427

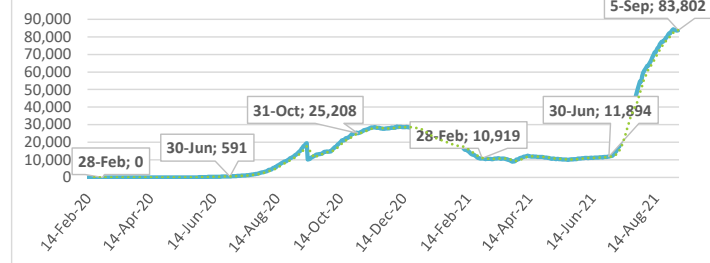
Algeria: Total Active Cases



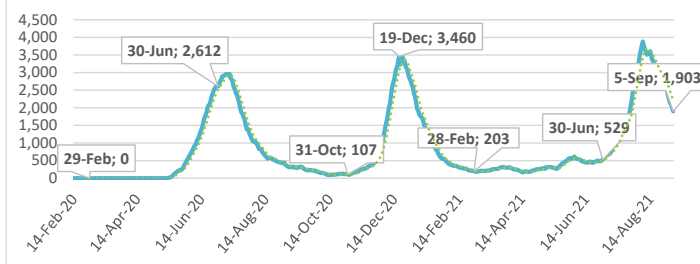
Egypt: Total Active Cases



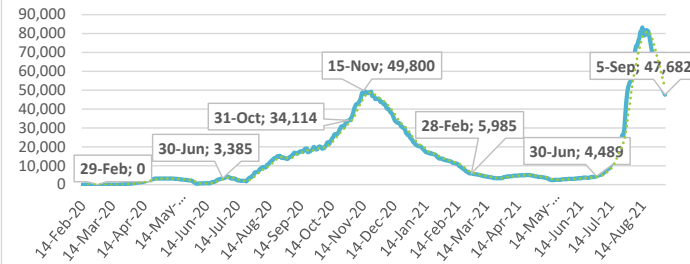
Libya: Total Active Cases



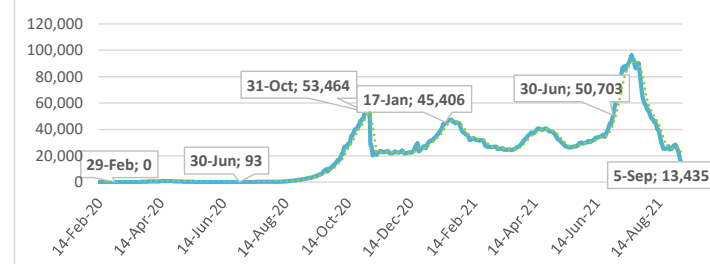
Mauritania: Total Active Cases



Morocco: Total Active Cases



Tunisia: Total Active Cases



.....: 7-day moving average



---

---

# **Southern Africa**

---

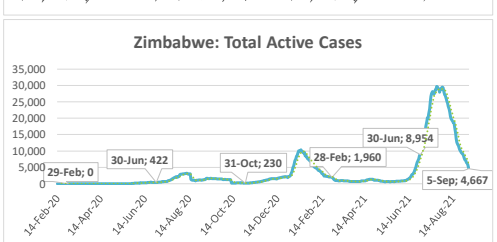
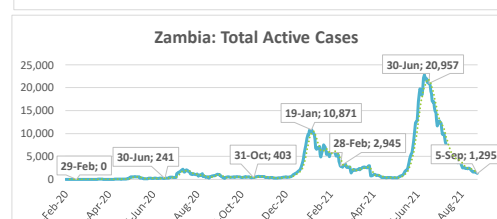
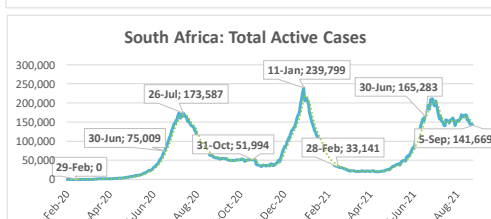
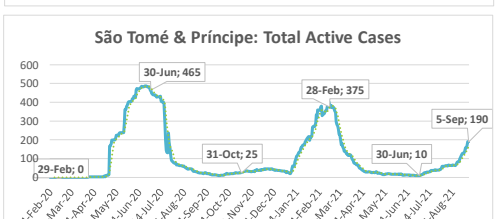
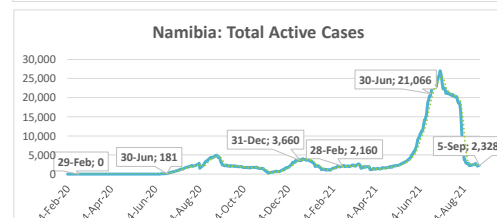
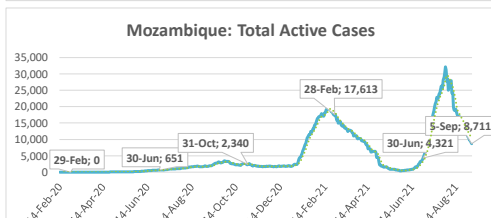
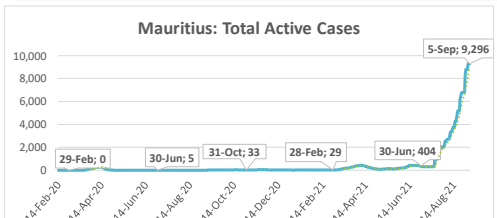
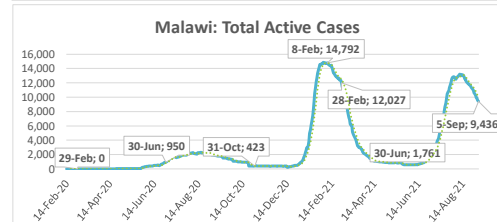
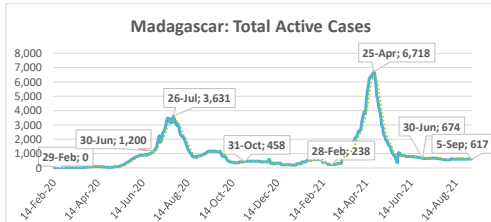
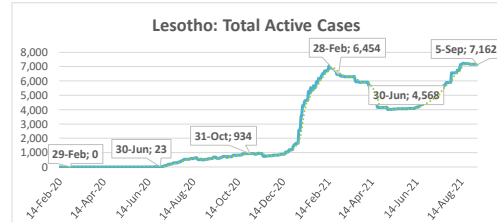
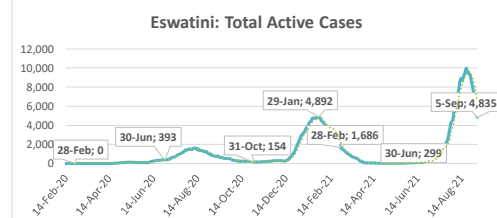
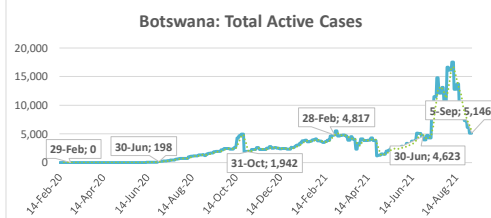
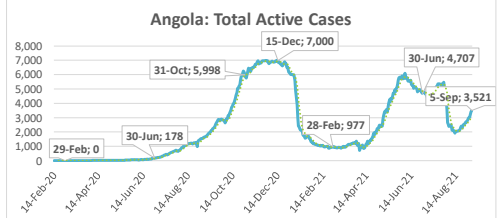
---

## **Highlights of the Covid-19 Situation in Southern Africa for the Week Ending September 5, 2021**

- **As of Sunday, September 5, 2021, the number of total cases in the Southern Africa region reached 3,810,255.** The region reported 71,609 new cases in the week, which is a 24.6% decline compared to the preceding week. The total number of deaths reported reached 105,136, recording 2,243 new deaths during week. The total number of recovered cases reached 3,506,246, of which 2.8% were newly recovered cases during the week. The total number of active cases stands at 198,873, indicating a decline of -27,425 cases in the week. Over 50% of the weekly decline in the number of active cases in the region is attributable to South Africa, followed by Zimbabwe, Mozambique, Eswatini and Botswana together accounting for the balance.
- **South Africa accounted for 74.0% of the total cases reported in the region since the start of the pandemic and 76.8% of the new cases in the region during the week.** São Tomé & Príncipe has the lowest number of total cases reported in the region at 2,683.
- **The average case fatality rate (CFR) for the region stands at 2.8%. The highest CFR in the region was reported in Malawi and Zimbabwe at 3.6% and the lowest in Mauritius at 0.3%.**

# Summary of COVID-19 tracking in Southern Africa: Situation for the week ending 5 September 2021

	Date of first case	Cases				Deaths				Recovered				Active				Test	
		Total cases	New cases for the week of	New cases for the week of	Weekly change	Total deaths	New deaths for the week of	New deaths for the week of	Weekly change from Previous week	Total Recovered	New recovered for the week of	New recovered for the week of	Weekly change from Previous week	Active cases	New active for the week of	New active for the week of	Weekly change from Previous week	Total tests	Tests Per million People
			5 Sep.	29 Aug.			5 Sep.	29 Aug.			5 Sep.	29 Aug.			5 Sep.	29 Aug.			
Southern Africa	5-Mar-20	3,810,255	71,609	94,965	-23,356	105,136	2,243	2,782	-539	3,506,246	96,791	111,351	-14,560	198,873	-27,425	-19,168	-8,257	25,935,126	121,656
Angola	27-Mar-20	48,656	1,488	1,223	265	1,270	69	48	21	43,865	608	873	-265	3,521	811	302	509	924,815	28,139
Botswana	16-Mar-20	159,317	5,524	7,332	-1,808	2,276	63	132	-69	151,895	7,641	9,994	-2,359	5,146	-2,180	-2,794	614	1,647,822	700,716
Eswatini	14-Mar-20	44,176	1,348	2,373	-1,025	1,145	64	77	-13	38,196	4,647	3,839	808	4,835	-3,363	-1,543	-1,820	323,044	278,447
Lesotho	13-May-20	14,395	0	24	-24	403	0	3	-3	6,830	0	67	-67	7,162	0	-46	46	146,630	68,447
Madagascar	20-Mar-20	42,884	22	17	5	957	2	1	1	41,310	15	21	-6	617	5	-5	10	246,268	8,893
Malawi	2-Apr-20	60,821	476	874	-398	2,210	49	87	-38	49,175	1,924	1,699	225	9,436	-1,497	-912	-585	391,003	20,439
Mauritius	18-Mar-20	11,181	2,514	1,597	917	31	4	5	-1	1,854	0	0	0	9,296	2,510	1,592	918	359,627	282,777
Mozambique	27-Mar-20	147,923	2,060	3,079	-1,019	1,878	27	51	-24	137,334	5,801	5,492	309	8,711	-3,768	-2,464	-1,304	863,962	27,642
Namibia	14-Mar-20	125,610	894	1,135	-241	3,412	40	30	10	119,870	1,057	728	329	2,328	-203	377	-580	667,466	262,688
São Tomé & Príncipe	6-Apr-20	2,683	93	66	27	37	0	0	0	2,456	32	21	11	190	61	45	16	17,621	80,403
South Africa	5-Mar-20	2,819,945	55,014	73,958	-18,944	83,419	1,824	2,174	-350	2,594,857	68,658	81,790	-13,132	141,669	-15,468	-10,006	-5,462	16,749,709	282,416
Zambia	18-Mar-20	207,114	1,063	1,502	-439	3,616	20	22	-2	202,203	1,541	2,103	-562	1,295	-498	-623	125	2,308,893	125,593
Zimbabwe	25-Mar-20	125,550	1,113	1,785	-672	4,482	81	152	-71	116,401	4,867	4,724	143	4,667	-3,835	-3,091	-744	1,288,266	86,676



.....: 7-day moving average

---

---

# **West Africa**

---

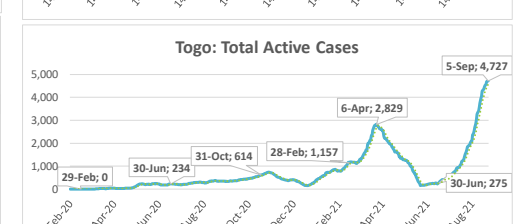
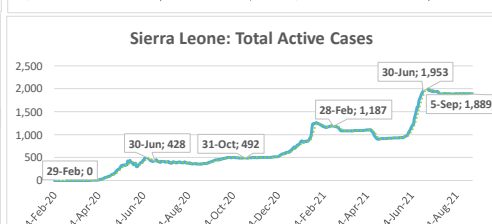
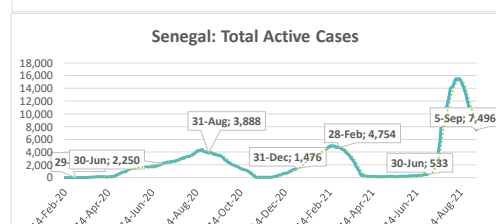
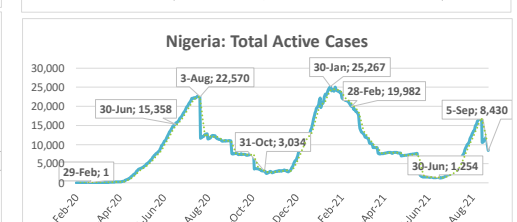
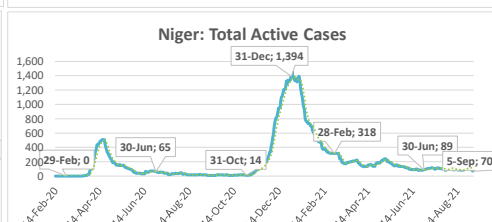
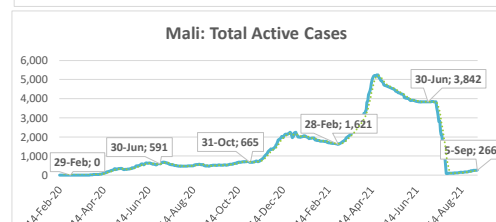
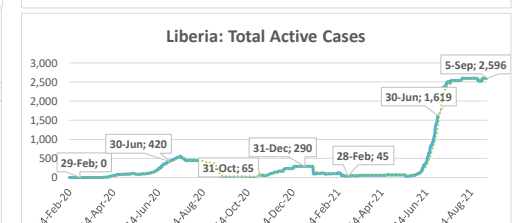
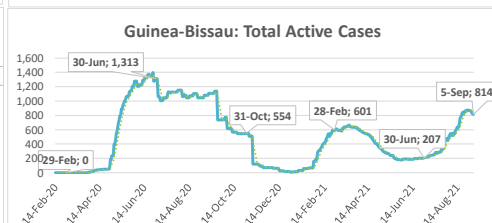
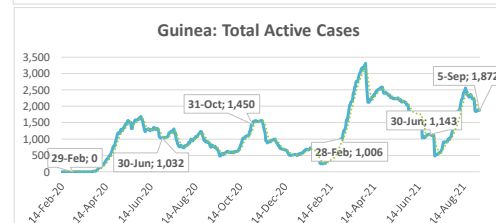
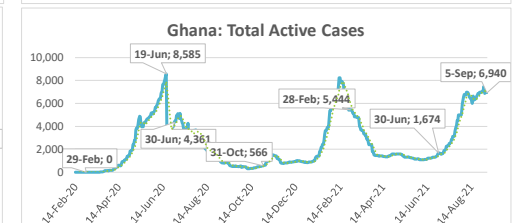
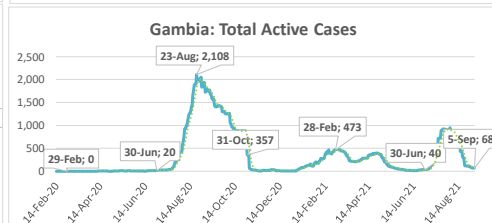
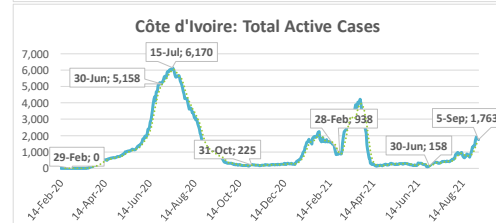
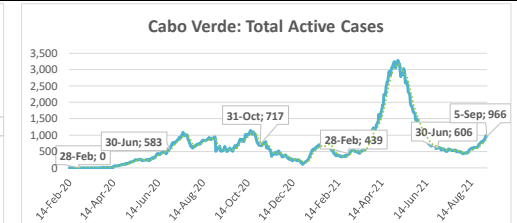
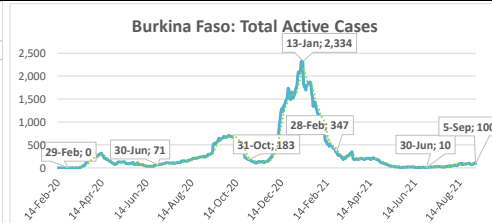
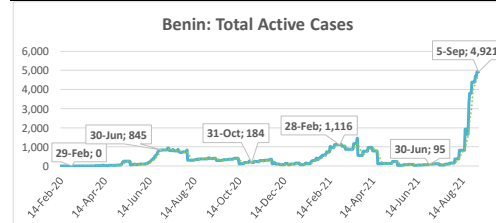
---

## **Highlights of the Covid-19 Situation in West Africa for the Week Ending September 5, 2021**

- **As of Sunday, September 5, 2021, the number of total cases in the West Africa region reached 613,685.** The region reported 16,153 new cases during the week, which is a 0.9% increase compared to the new cases reported in the preceding week. The total number of deaths reported reached 8,594 of which 305 were new deaths in the week. The number of total recovered cases reached 562,173, of which 3.4% were newly recovered cases during the week. The total number of active cases stands at 42,918, indicating a decline of 3,476 cases in the week. The weekly decline in the number of active cases in the region is mainly attributable to Senegal and Nigeria.
- **Nigeria accounted for 31.9% of the total cases reported in the West region since the start of the pandemic and 25.8% of the new cases in the region during the week.** Liberia has the lowest number of total cases in the region since the start of the pandemic which have accumulated to a total of 5,727.
- **The average case fatality rate (CFR) for the region stands at 1.4%. The highest CFR in the region was reported in Liberia at 4.3% and the lowest in Benin and Côte d'Ivoire at 0.8%.**

# Summary of COVID-19 tracking in West Africa: Situation for the week ending 5 September 2021

	Date of first case	Cases				Deaths				Recovered				Active				Test	
		Total cases	New cases for the week of	New cases for the week of	Weekly change	Total deaths	New deaths for the week of	New deaths for the week of	Weekly change from Previous week	Total Recovered	New recovered for the week of	New recovered for the week of	Weekly change from Previous week	Active cases	New active for the week of	New active for the week of	Weekly change from Previous week	Total tests	Tests Per million People
			5 Sep.	29 Aug.		5 Sep.	29 Aug.			5 Sep.	29 Aug.			5 Sep.	29 Aug.				
West Africa	28-Feb-20	613,685	16,153	16,005	148	8,594	305	508	-203	562,173	19,324	19,583	-259	42,918	3,476	4,086	610	9,322,634	23,471
Benin	16-Mar-20	16,946	3,580	3,183	397	135	7	9	-2	11,890	3,036	452	2,584	4,921	537	2,722	-2,185	604,310	49,847
Burkina Faso	9-Mar-20	13,841	79	49	30	171	0	0	0	13,570	54	55	-1	100	25	-6	31	212,533	10,167
Cabo Verde	20-Mar-20	35,928	701	489	212	315	6	6	0	34,647	533	308	225	966	162	175	-13	322,217	579,541
Côte d'Ivoire	11-Mar-20	56,855	1,747	1,463	284	467	37	35	2	54,625	1,228	992	236	1,763	482	436	46	923,288	35,002
Gambia, The	18-Mar-20	9,736	110	187	-77	323	9	18	-9	9,345	151	329	-178	68	-50	-160	110	105,983	43,855
Ghana	12-Mar-20	120,452	2,816	3,052	-236	1,052	44	40	-4	112,460	2,848	2,643	205	6,940	-76	369	-445	1,634,485	52,602
Guinea	13-Mar-20	29,842	633	407	226	352	26	12	14	27,618	960	446	514	1,872	-353	-51	-302	541,912	41,264
Guinea-Bissau	26-Mar-20	5,902	136	248	-112	121	4	14	-10	4,967	187	188	-1	814	-55	46	-101	93,300	47,409
Liberia	16-Mar-20	5,727	189	79	110	245	0	97	-97	2,886	110	61	49	2,596	79	-79	158	128,246	25,357
Mali	25-Mar-20	14,939	82	100	-18	542	3	3	0	14,131	36	42	-6	266	43	55	-12	389,692	19,243
Niger	20-Mar-20	5,882	43	69	-26	199	1	2	-1	5,613	96	27	69	70	-54	40	-94	146,107	6,036
Nigeria	28-Feb-20	195,511	4,166	4,322	-156	2,552	98	186	-88	184,529	6,246	9,828	-3,582	8,430	-2,178	-5,692	3,514	2,779,725	13,485
Senegal	2-Mar-20	73,188	479	782	-303	1,803	54	78	-24	63,889	2,882	3,613	-731	7,496	-2,457	-2,909	452	752,759	44,957
Sierra Leone	31-Mar-20	6,374	11	8	3	121	0	0	0	4,364	9	13	-4	1,889	2	-5	7	213,727	26,793
Togo	6-Mar-20	22,562	1,381	1,567	-186	196	16	8	8	17,639	948	586	362	4,727	417	973	-556	474,350	57,297



.....: 7-day moving average