



AFRICAN DEVELOPMENT BANK GROUP

Weekly Data Flash on Covid-19 in Africa¹:

The situation as of Sunday, September 12, 2021

Statistics Department (ECST)

¹ This briefing note has been prepared by Roza Mamuye Bora, Senior Statistician; Anouar Chaouch, Statistician; Soumaila Karambiri, Statistical Assistant; Regis Hauhouot Stephane, Statistical Assistant and Desire Lakpa Guy, Statistical Assistant; and Robert Maate, Chief Statistician under the supervision of Louis Kouakou, Division Manager ECST.1

Contents

	Page
Highlights of the Covid-19 Situation in Africa as of September 12, 2021	1
Data Annexes: Africa	4
Highlights of the Covid-19 Situation in Central Africa as of September 12, 2021	6
Data Annexes: Central Africa	8
Highlights of the Covid-19 Situation in East Africa as of September 12, 2021	9
Data Annexes: East Africa	11
Highlights of the Covid-19 Situation in North Africa as of September 12, 2021	12
Data Annexes: North Africa	14
Highlights of the Covid-19 Situation in Southern Africa as of September 12, 2021	15
Data Annexes: Southern Africa	17
Highlights of the Covid-19 Situation in West Africa as of September 12, 2021	18
Data Annexes: West Africa	20

Highlights of the Covid-19 Situation in Africa for the Week Ending September 12, 2021 ²

Vaccinations: Status Update

- In the week ending September 12, 2021, over 235.7 million new Covid-19 vaccinations were administered globally, leading to an accumulated total of more than 5.7 billion since the start of the program. In terms of the geographical distribution, China accounts for 37.5% of the total number of Covid-19 vaccinations administered to date, followed by India at 13.0% and the USA at 6.6%.
- The number of African countries that have released data on rolling out Covid-19 vaccinations stands at 51. As of September 12, 2021, a total of 119,328,027 vaccinations had been administered in Africa, which represents 2.1% of total global vaccinations. Morocco accounts for 30.4% of the vaccinations carried out in Africa to date, followed by South Africa (12.3%) and Egypt (9.0%).

Covid-19 Testing in Africa

- As of Sunday, September 12, 2021, over 69.5 million tests for Covid-19 had been administered in Africa, of which over 1.3 million were reported this week. Ten countries collectively account for 69.5% of the tests conducted in Africa as of September 12, 2021 namely, South Africa (24.5%), Morocco (13.4%), Egypt (5.3%), Ethiopia (4.8%), Nigeria (4.1%), Tunisia (3.9%), Rwanda (3.7%), Kenya (3.5%), Zambia (3.4%) and Cameroon (2.8%).
- The average number of tests per 1 million people in Africa as of September 12, 2021 stands at 51,947, which is an increase of 2.0% compared to last week. Botswana continues to lead on this indicator with 710,897 tests per 1 million people, followed by Cabo Verde (597,097), Gabon (505,803), South Africa (287,871), Eswatini (284,661) and Mauritius (282,777).

Confirmed, New and Active Global Covid-19 Cases

- Globally, the total number of confirmed Covid-19 cases since the start of the pandemic reached 224,624,271, of which 89.6% have recovered. The majority of cases (32.3%) occurred in Asia, followed by Europe (25.2%), North America (22.3%), South America (16.5%) and Africa (3.6%).
- The number of new cases reported globally in the review week amounted to 3,981,780, indicating a decline of 6.9% compared to the new cases recorded in the preceding week.
- The number of global deaths due to Covid-19 reached 4,630,377, of which 52,328 were recorded in the week ending September 12, 2021; this was 32.4% lower than the number of

² Tanzania has not released new data on Covid-19 for the past four weeks after briefly resuming in July 2021. Cameroon, Lesotho and Liberia have not released new data for this week

deaths recorded in the previous week. The number of global active cases declined by 134,420 cases in the week under review making a total of 18,796,344 as of September 12, 2021.

- **Africa accounted for 3.6% of the total global cases, 4.4% of deaths, 3.6% of recovered cases and 3.0% of active cases as of September 12, 2021, as detailed below.**

Confirmed, New and Active Covid-19 Cases in Africa

- **As of September 12, 2021, the total number of confirmed cases in Africa reached 8,044,725,** 70.0% of which were in seven countries, namely South Africa (35.5%), Morocco (11.2%), Tunisia (8.5%), Libya (4.0%), Ethiopia (4.0%), Egypt (3.6%) and Kenya (3.0%). The five countries with the lowest total number of reported cases were São Tomé & Príncipe, Comoros, Chad, Liberia, and Niger, with cases ranging between 2,816 in São Tomé & Príncipe and 5,919 in Niger, collectively accounting for 0.3% of the confirmed cases in Africa. Considering population size, Seychelles, Botswana, Cabo Verde, Tunisia and Namibia are the five countries with the highest number of confirmed cases per million people with rates ranging from 207,851 in Seychelles to 48,650 in Namibia.
- **In the week under review, a total of 130,348 new cases were reported in Africa,** which is a 23.2% decline compared to the previous week. These new cases in Africa account for 3.3% of the weekly new cases recorded globally. The Southern Africa region accounted for 39.1% of the weekly new cases in Africa, followed by North Africa (35.1%), East Africa (13.9%), West Africa (10.3%) and Central Africa (1.7%).
- **The total number of active cases in Africa declined by 68,970 cases to 564,147 in the week under review.** Currently, six countries collectively account for 62.8% of the active cases in Africa, namely South Africa (18.8%), Libya (14.5%), Algeria (10.3%), Rwanda (8.2%), Morocco (5.9%) and Egypt (5.2%).
- **From a regional perspective, Southern Africa, North Africa and West Africa recorded declines in active cases in the last three weeks.**

Deaths and the Case Fatality Rates in Africa

- **As of September 12, 2021, a total of 202,878 deaths had been reported in Africa since the start of the pandemic,** of which 52.7% were in Southern Africa, 32.2% in North Africa, 9.2% in East Africa, 4.3% in West Africa and 1.6% in Central Africa. The five countries with the highest number of reported deaths due to Covid-19 since the start of the pandemic are South Africa, Tunisia, Egypt, Morocco and Algeria, ranging from 84,877 in South Africa to 5,578 in Algeria. A total of 3,612 new deaths were reported in Africa in the week under review, which is a decline of 18.6% compared to the preceding week.
- **The case fatality rate (CFR), i.e. deaths per confirmed cases for Africa, stands at 2.5%, which is higher than the global CFR rate of 2.1%.** Regionally, West Africa has the lowest CFR at 1.4%, followed by Central Africa at 1.5%, East Africa at 2.1%, North Africa at 2.7% and Southern Africa at 2.8%. As of September 12, 2021, Eighteen African countries recorded CFRs

higher than the African average with the highest in Sudan at 7.5%, followed by Egypt (5.8%), Somalia (5.6%), Liberia (4.3%), Malawi (3.7%), Comoros (3.6%), Mali (3.6%), Zimbabwe (3.6%), Chad (3.5%), Tunisia (3.5%), Niger (3.4%), The Gambia (3.3%), South Africa (3.0%), Lesotho (2.8%), Algeria (2.8%), Namibia (2.7%), Angola (2.7%) and Eswatini (2.6%).

Recovery Rates in Africa

As of September 12, 2021, the number of recovered cases in Africa reached 7,277,700, representing 90.5% of its total confirmed cases. Regionally, the recovery rates stand at 93.2% for Southern Africa, 92.0% for West Africa, 88.9% for North Africa, 83.8% for East Africa, and 82.1% for Central Africa. In the week under review, 195,706 newly recovered cases were reported.

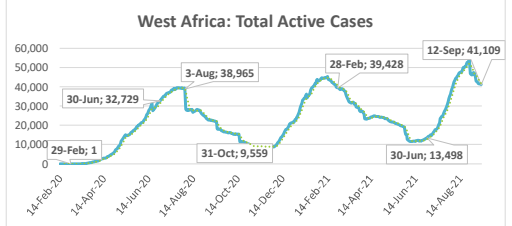
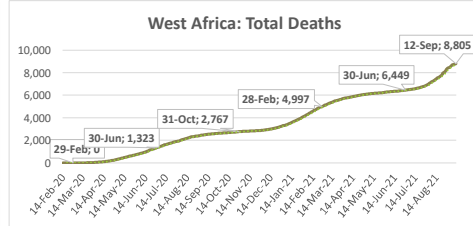
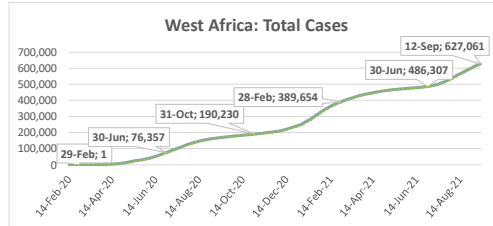
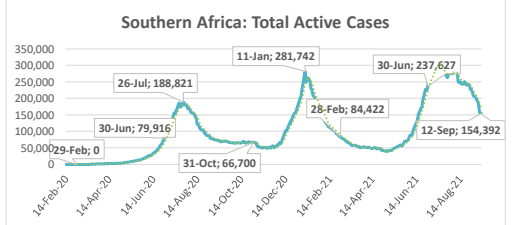
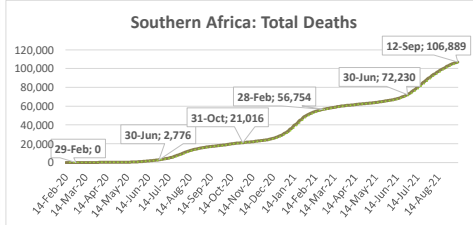
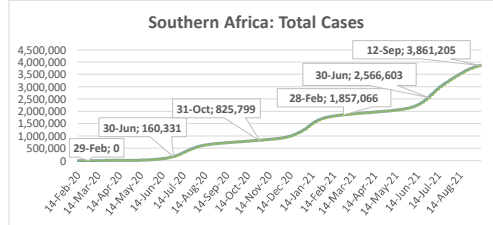
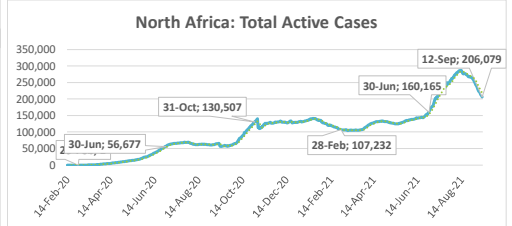
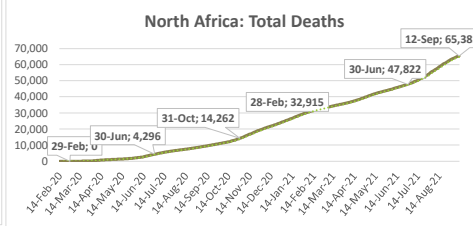
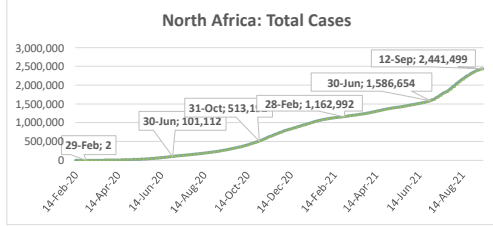
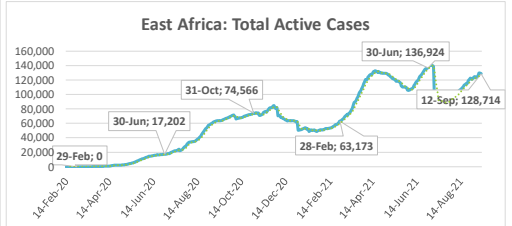
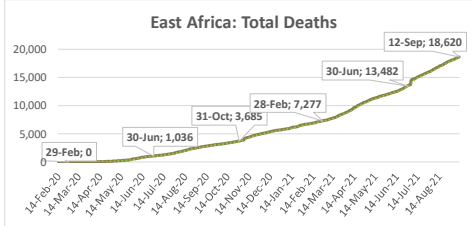
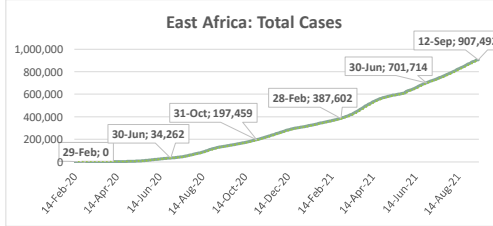
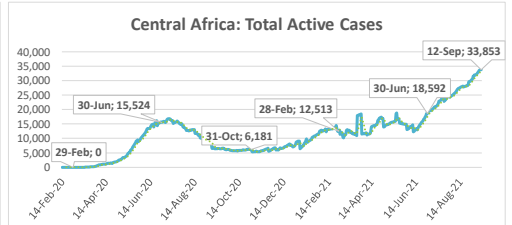
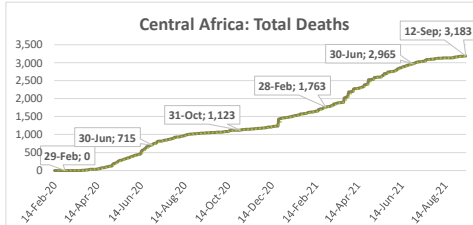
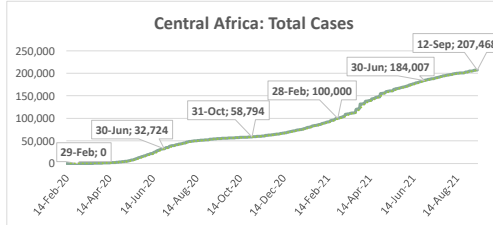
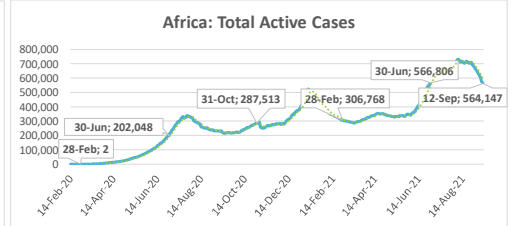
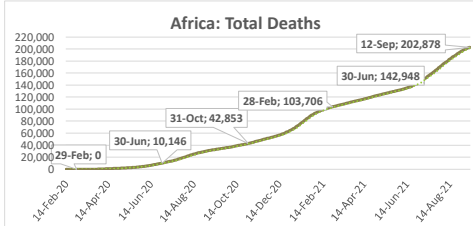
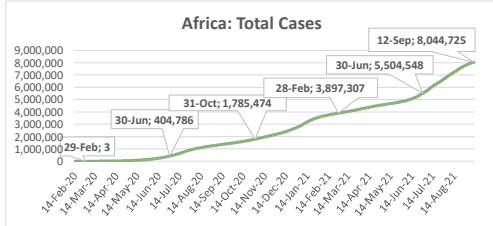
Status of Vaccinations Administered in Africa and Selected Global Countries for the Week Ending 12 September 2021					
	Vaccinations				
	Total vaccinations	% of population vaccinated	New vaccinations for the week of	New vaccinations for the week of	Weekly change
			12 Sep.	5 Sep.	
World	5,719,763,624	73.4	235,759,324	255,131,167	-19,371,843
AFRICA	119,359,850	8.9	12,069,930	8,633,437	3,436,493
Algeria	8,000,000	18.6	3,853,909	0	3,853,909
Angola	2,086,325	6.3	0	244,757	-244,757
Benin	174,074	1.4	21,375	34,715	-13,340
Botswana	573,691	24.4	45,688	93,359	-47,671
Burkina Faso	108,799	0.5	0	31,140	-31,140
Cabo Verde	309,001	55.6	0	46,837	-46,837
Cameroon	435,676	1.6	7,421	10,125	-2,704
Central African Rep	102,591	2.1	20,508	0	20,508
Chad	60,431	0.4	20,102	3,305	16,797
Comoros	175,038	20.1	0	0	0
Congo DRC	111,142	0.1	13,324	9,908	3,416
Congo Rep	309,575	5.6	19,288	0	19,288
Côte d'Ivoire	1,506,289	5.7	136,166	72,301	63,865
Djibouti	64,721	6.6	4,580	1,896	2,684
Egypt	10,769,834	10.5	1,378,369	1,386,879	-8,510
Equatorial Guinea	366,836	26.1	8,331	12,786	-4,455
Eswatini	208,541	18.0	0	0	0
Ethiopia	2,754,008	2.4	298,217	60,925	237,292
Gabon	146,464	6.6	15,666	0	15,666
Gambia, The	351,281	14.5	0	29,896	-29,896
Ghana	1,271,393	4.1	0	0	0
Guinea	1,333,682	10.2	133,996	107,777	26,219
Guinea Bissau	31,090	1.6	0	0	0
Kenya	3,031,728	5.6	177,066	112,463	64,603
Lesotho	71,597	3.3	0	0	0
Liberia	113,680	2.2	0	0	0
Libya	1,274,076	18.5	143,591	107,603	35,988
Madagascar	197,001	0.7	0	0	0
Malawi	969,645	5.1	25,879	55,736	-29,857
Mali	344,151	1.7	27,091	57,341	-30,250
Mauritania	565,434	12.2	0	311,279	-311,279
Mauritius	1,591,414	125.1	26,440	68,476	-42,036
Morocco	36,271,200	98.3	1,630,665	2,098,692	-468,027
Mozambique	2,297,842	7.4	0	337,522	-337,522
Namibia	352,962	13.9	23,900	23,976	-76
Niger	491,738	2.0	0	1,189	-1,189
Nigeria	5,176,869	2.5	744,587	465,269	279,318
Rwanda	2,644,449	20.4	470,166	450,721	19,445
Sao Tome	38,979	17.8	4,511	2,354	2,157
Senegal	1,744,098	10.4	11,736	19,811	-8,075
Seychelles	145,620	148.1	2,130	0	2,130
Sierra Leone	225,380	2.8	0	0	0
Somalia	310,005	2.0	14,898	12,585	2,313
South Africa	14,690,586	24.8	1,235,763	1,433,215	-197,452
South Sudan	59,865	0.5	2,715	161	2,554
Sudan	1,129,054	2.6	299,372	0	299,372
Togo	651,941	7.9	116,423	0	116,423
Tunisia	6,789,808	57.5	594,238	548,789	45,449
Uganda	1,593,947	3.5	198,629	68,250	130,379
Zambia	649,919	3.5	57,056	21,507	35,549
Zimbabwe	4,686,380	31.5	286,134	289,892	-3,758
Americas					
Brazil	210,275,382	99.6	9,560,638	11,653,732	-2,093,094
Canada	54,399,723	144.7	588,414	688,925	-100,511
U.S.A	380,241,903	115.8	5,752,979	5,625,190	127,789
Asia					
China	2,142,580,000	153.3	42,193,000	67,453,000	-25,260,000
India	743,721,747	54.4	56,317,101	61,539,880	-5,222,779
Europe					
France	90,854,758	135.5	2,026,132	2,659,936	-633,804
Germany	103,981,687	125.1	1,543,835	1,270,769	273,066
Israel	14,423,811	159.3	275,567	732,485	-456,918
U.K.	92,414,463	138.3	790,933	982,433	-191,500
Middle East					
Saudi Arabia	39,606,175	115.6	1,536,861	1,640,847	-103,986
U.A.E.	18,942,543	193.9	532,035	349,676	182,359

Total of vaccinations

% of population vaccinated

Summary of COVID-19 tracking in Africa: Situation for the week ending 12 September 2021

	Date of first case	Cases				Deaths				Recovered				Active				Test	
		Total cases	New cases for the week of	New cases for the week of	Weekly change from Previous week	Total deaths	New deaths for the week of	New deaths for the week of	Weekly change from Previous week	Total Recovered	New recovered for the week of	New recovered for the week of	Weekly change from Previous week	Active cases	New active for the week of	New active for the week of	Weekly change from Previous week	Total tests	Tests Per million People
		12 Sep.	5 Sep.	12 Sep.	5 Sep.	12 Sep.	5 Sep.	12 Sep.	5 Sep.	12 Sep.	5 Sep.	12 Sep.	5 Sep.	12 Sep.	5 Sep.	12 Sep.	5 Sep.	12 Sep.	5 Sep.
		12 Sep.	5 Sep.	12 Sep.	5 Sep.	12 Sep.	5 Sep.	12 Sep.	5 Sep.	12 Sep.	5 Sep.	12 Sep.	5 Sep.	12 Sep.	5 Sep.	12 Sep.	5 Sep.	12 Sep.	5 Sep.
World	31-Dec-19	224,624,271	3,981,780	4,279,001	-297,221	4,630,377	52,328	77,452	-25,124	201,197,550	4,063,872	3,841,052	-222,820	18,796,344	134,420	360,497	-494,917	3,394,759,936	435,516
Africa	14-Feb-20	8,044,725	130,368	169,785	-39,417	202,878	3,612	4,436	-824	7,277,700	195,726	221,226	-25,500	564,147	-68,970	-55,877	-13,093	69,547,561	51,947
Central Africa	6-Mar-20	207,468	2,232	2,364	-132	3,183	13	18	-5	170,432	383	244	139	33,853	1,836	2,102	-266	3,989,830	27,233
East Africa	13-Mar-20	907,492	18,096	19,997	-1,901	18,620	409	340	69	760,158	12,560	18,326	-5,766	128,714	5,127	1,331	-3,796	11,563,352	30,795
North Africa	14-Feb-20	2,441,499	45,714	59,662	-13,948	65,381	1,226	1,530	-304	2,170,039	74,131	86,541	-12,410	206,079	-29,643	-28,409	-1,234	18,048,588	87,430
Southern Africa	5-Mar-20	3,861,205	50,950	71,609	-20,659	106,889	1,753	2,243	-490	3,599,924	93,678	96,791	-3,113	154,392	-44,481	-27,425	-17,056	26,408,282	123,875
West Africa	28-Feb-20	627,061	13,376	16,153	-2,777	8,805	211	305	-94	577,147	14,974	19,324	-4,350	41,109	-1,809	-3,476	1,667	9,537,509	24,012



.....: 7-day moving average

Central Africa

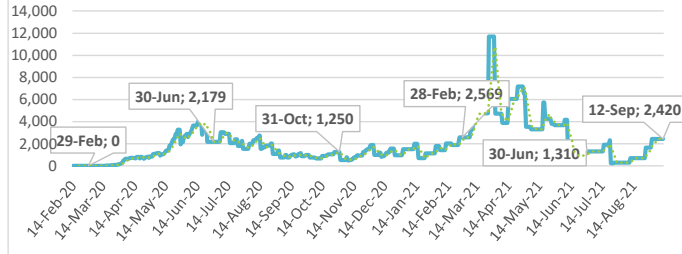
Highlights of the Covid-19 Situation in Central Africa for the Week Ending September 12, 2021

- **As of Sunday, September 12, 2021, the number of reported total cases in the Central Africa region reached 207,468.** The region reported 2,232 new cases during the week, which is 5.6% lower compared to the preceding week. The total number of deaths reported since the start of the pandemic reached 3,183, recording 13 new deaths in the review week. The number of total recovered cases reached 170,432, of which 0.2% were newly recovered cases during the week. The total number of active cases stands at 33,853, indicating an increase of 1,836 cases during the week. The weekly increase in the number of active cases in the region is largely attributed to the Democratic Republic of Congo, Equatorial Guinea and Gabon.
- **Cameroon accounted for 40.6% of the total cases reported in the region since the start of the pandemic, while the Democratic Republic of Congo accounted for 35.3% of the new cases during the week.** Chad has recorded the lowest number of total cases in the Central region since the start of the pandemic at 5,016.
- **The average case fatality rate (CFR) for the region stands at 1.5%. The highest CFR in the region was reported in Chad at 3.5% and the lowest in Gabon at 0.6%.**

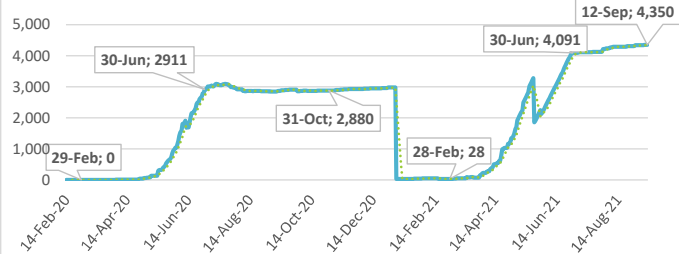
Summary of COVID-19 tracking in Central Africa: Situation for the week ending 12 September 2021

	Date of first case	Cases				Deaths				Recovered				Active				Test	
		Total cases	New cases for the week of	New cases for the week of	Weekly change	Total deaths	New deaths for the week of	New deaths for the week of	Weekly change from Previous week	Total Recovered	New recovered for the week of	New recovered for the week of	Weekly change from Previous week	Active cases	New active for the week of	New active for the week of	Weekly change from Previous week	Total tests	Tests Per million People
			12 Sep.	5 Sep.			12 Sep.	5 Sep.			12 Sep.	5 Sep.			12 Sep.	5 Sep.			
Central Africa	6-Mar-20	207,468	2,232	2,364	-132	3,183	13	18	-5	170,432	383	244	139	33,853	1,836	2,102	-266	3,989,830	27,233
Cameroon	6-Mar-20	84,210	0	785	-785	1,357	0	7	-7	80,433	0	0	0	2,420	0	778	-778	1,899,523	71,556
Central African Rep.	15-Mar-20	11,309	13	26	-13	100	0	1	-1	6,859	0	0	0	4,350	13	25	-12	64,103	13,272
Chad	19-Mar-20	5,016	20	5	15	174	0	0	0	4,816	0	7	-7	26	20	-2	22	141,798	8,633
Congo Rep. of	15-Mar-20	13,701	113	55	58	183	0	0	0	12,421	0	0	0	1,097	113	55	58	216,908	39,309
Congo Dem. Rep.	10-Mar-20	56,096	789	799	-10	1,068	7	4	3	30,858	0	0	0	24,170	782	795	-13	335,442	3,745
Equatorial Guinea	14-Mar-20	10,498	738	434	304	131	3	4	-1	9,152	213	79	134	1,215	522	351	171	206,274	147,025
Gabon	12-Mar-20	26,638	559	260	299	170	3	2	1	25,893	170	158	12	575	386	100	286	1,125,782	505,803

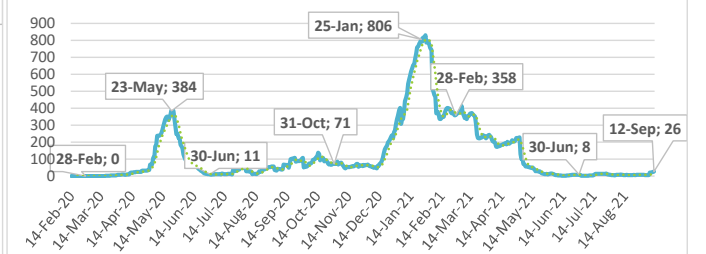
Cameroon: Total Active Cases



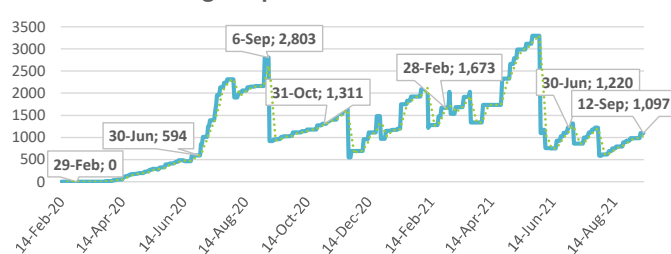
Central African Rep: Total Active Cases



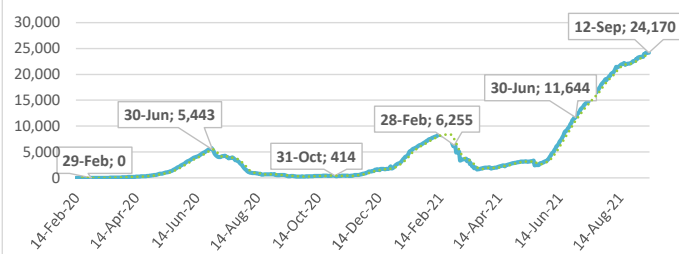
Chad: Total Active Cases



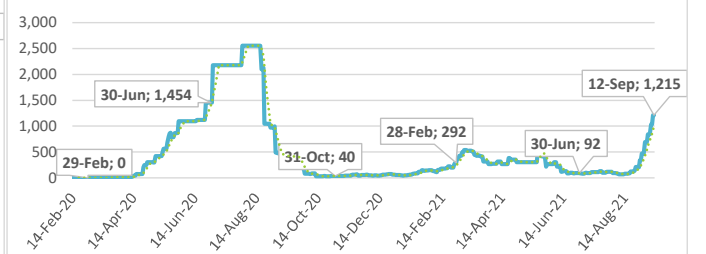
Congo Rep. of: Total Active Cases



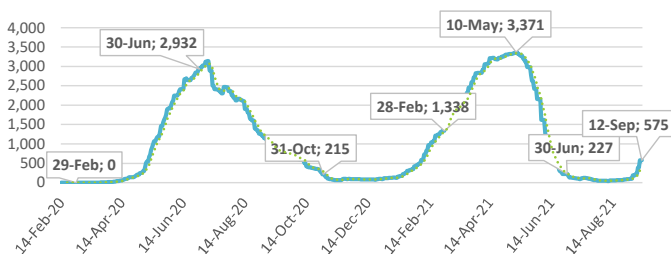
Congo Dem. Rep.: Total Active Cases



Equatorial Guinea: Total Active Cases



Gabon: Total Active Cases



.....: 7-day moving average

East Africa

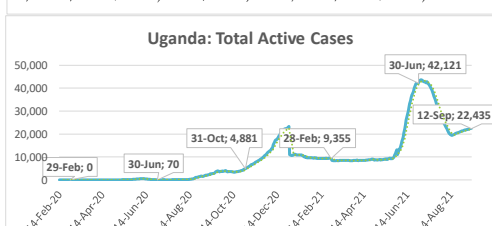
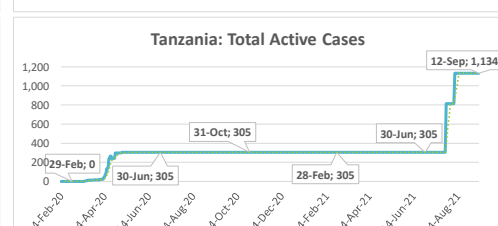
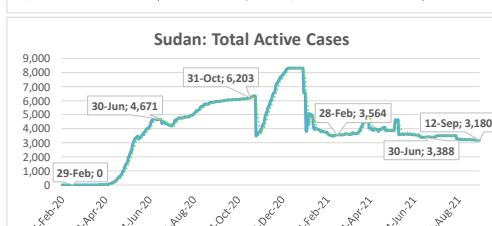
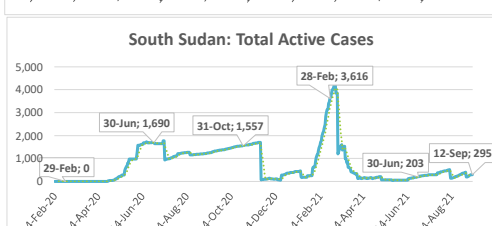
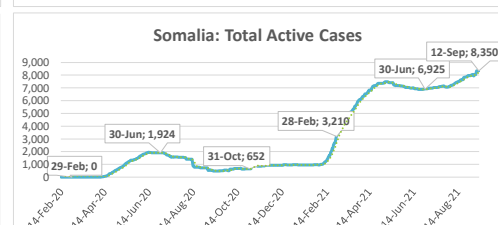
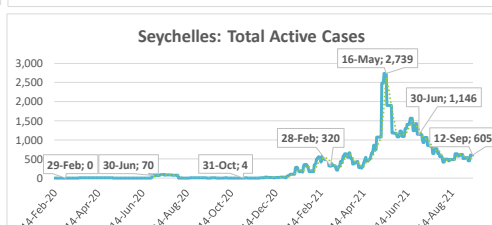
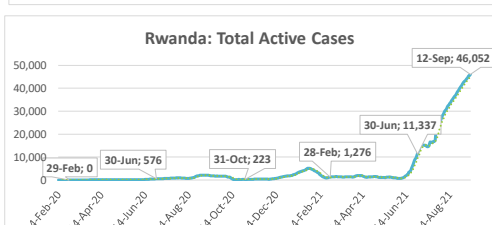
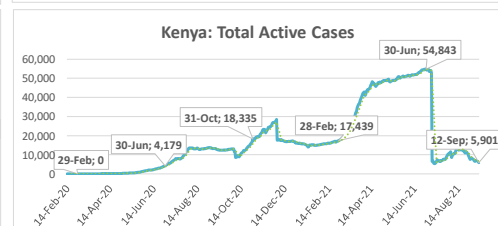
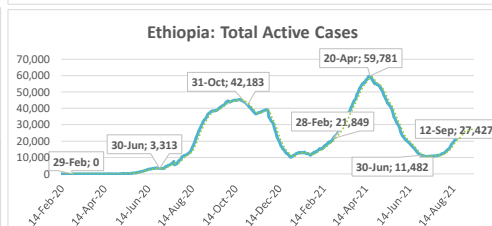
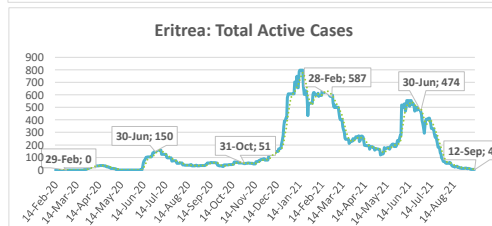
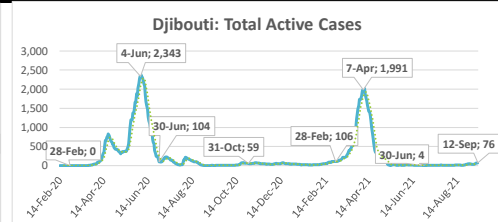
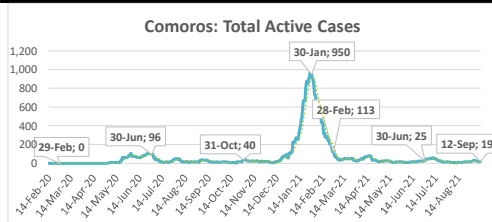
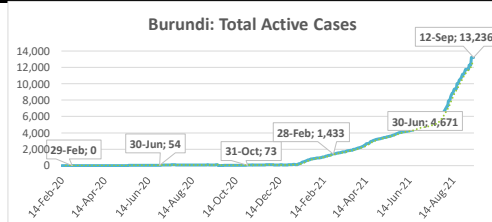
Highlights of the Covid-19 Situation in East Africa for the Week Ending September 12, 2021

- **As of Sunday, September 12, 2021, the number of total cases in the East Africa region reached 907,492.** The region reported 18,076 new cases in the week, which is 9.7% lower compared to the preceding week. The total number of deaths reported reached 18,620, recording 409 new deaths during the week. The number of total recovered cases reached 760,158, of which 1.6% were newly recovered cases during the week. The total number of active cases stands at 128,714, indicating an increase of 5,127 cases in the week. The weekly increase in the number of active cases in the region is mainly attributable to Rwanda, Burundi and Ethiopia.
- **Ethiopia accounted for 35.6% of the total cases reported in the region since the start of the pandemic and 44.9% of the new cases in the region during the week.** Comoros has reported the lowest number of total cases in the region since the start of the pandemic at 4,097.¹
- **The average case fatality rate (CFR) for the region stands at 2.1%. The highest CFR in the region was reported in Sudan at 7.5% and the lowest in Burundi at 0.3%.**

¹ This precludes Tanzania, which has not released new data in the past four weeks after resuming reporting in July 2021.

Summary of COVID-19 tracking in East Africa: Situation for the week ending 12 September 2021

	Date of first case	Cases				Deaths				Recovered				Active				Test	
		Total cases	New cases for the week of	New cases for the week of	Weekly change	Total deaths	New deaths for the week of	New deaths for the week of	Weekly change from Previous week	Total Recovered	New recovered for the week of	New recovered for the week of	Weekly change from Previous week	Active cases	New active for the week of	New active for the week of	Weekly change from Previous week	Total tests	Tests Per million People
		12 Sep.	5 Sep.	12 Sep.	5 Sep.	12 Sep.	5 Sep.	12 Sep.	5 Sep.	12 Sep.	5 Sep.	12 Sep.	5 Sep.	12 Sep.	5 Sep.	12 Sep.	5 Sep.	12 Sep.	5 Sep.
East Africa	13-Mar-20	907,492	18,096	19,997	-1,901	18,620	409	340	69	760,158	12,560	18,326	-5,766	128,714	5,127	1,331	3,796	11,563,352	30,795
Burundi	31-Mar-20	14,047	1,462	591	871	38	0	0	0	773	0	0	0	13,236	1,462	591	871	574,648	48,327
Comoros	2-May-20	4,097	11	24	-13	147	0	0	0	3,931	22	11	11	19	-11	13	-24	6,227	7,161
Djibouti	18-Mar-20	11,860	83	36	47	157	0	0	0	11,627	38	49	-11	76	45	-13	58	211,639	214,210
Eritrea	21-Mar-20	6,655	7	8	-1	40	2	1	1	6,611	10	11	-1	4	-5	-4	-1	23,693	6,681
Ethiopia	13-Mar-20	323,104	8,120	8,867	-747	4,929	166	119	47	290,748	6,757	9,414	-2,657	27,427	1,197	-666	1,863	3,325,376	28,925
Kenya	13-Mar-20	243,725	3,553	5,220	-1,667	4,906	120	76	44	232,918	4,835	7,130	-2,295	5,901	-1,402	-1,986	584	2,454,663	45,650
Rwanda	14-Mar-20	92,620	2,852	3,155	-303	1,172	48	45	-3	45,396	37	71	-34	46,052	2,767	3,039	-272	2,593,862	200,264
Seychelles	15-Mar-20	20,593	363	453	-90	106	2	0	2	19,882	295	534	-239	605	66	-81	147	21,504	218,654
Somalia	16-Mar-20	18,373	541	530	11	1,023	21	39	-18	9,000	104	533	-429	8,350	416	-42	458	211,088	13,282
South Sudan	5-Apr-20	11,610	110	97	13	120	0	0	0	11,195	9	238	-229	295	101	-141	242	219,648	19,622
Sudan	13-Mar-20	37,931	65	167	-102	2,837	0	6	-6	31,914	88	196	-108	3,180	-23	-35	12	294,629	6,719
Tanzania	16-Mar-20	1,367	50	183	1,134	3,880	65
Uganda	21-Mar-20	121,510	929	849	80	3,095	50	54	-4	95,980	365	139	226	22,435	514	656	-142	1,622,495	35,471



.....: 7-day moving average

North Africa

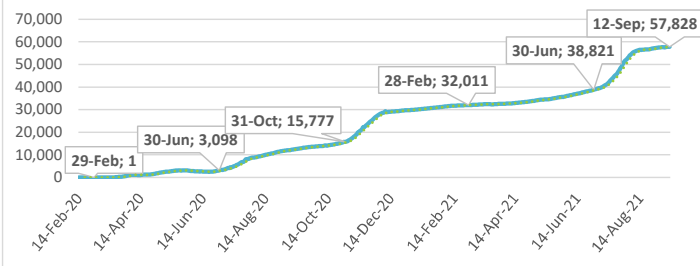
Highlights of the Covid-19 Situation in North Africa for the Week Ending September 12, 2021

- **As of Sunday, September 12, 2021, the number of total cases in the North Africa region reached 2,441,499.** The region reported 45,714 new cases in the week, which is a 23.4% decline compared to the preceding week. The total number of deaths reported reached 65,381, recording 1,226 new deaths during the week. The number of total recovered cases reached 2,170,039, of which 3.4% were newly recovered cases during the week. The total number of active cases stands at 206,079, indicating a decline of 29,643 cases during the week. The weekly decline in the number of active cases in the region is mainly attributable to Morocco and Tunisia. All countries in the region, except Algeria, recorded decline in their active cases.
- **Morocco accounted for 37.1% of the total cases reported in the region since the start of the pandemic and 45.0% of the new cases in the region during the week.** Mauritania has reported the lowest number of total cases in the region since the start of the pandemic which have accumulated to a total of 34,878.
- **The average case fatality rate (CFR) for the region currently stands at 2.7%. The highest CFR in the region was recorded in Egypt at 5.8% and the lowest in Libya at 1.4%.**

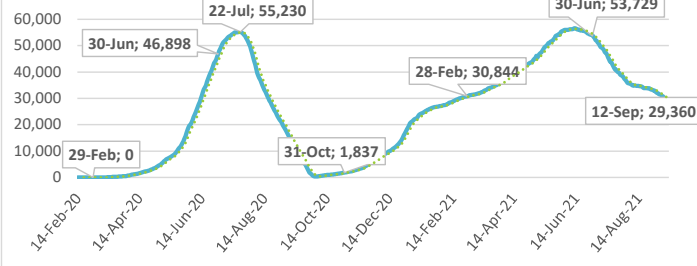
Summary of COVID-19 tracking in North Africa: Situation for the week ending 12 September 2021

	Date of first case	Cases				Deaths				Recovered				Active				Test	
		Total cases	New cases for the week of	New cases for the week of	Weekly change	Total deaths	New deaths for the week of	New deaths for the week of	Weekly change from Previous week	Total Recovered	New recovered for the week of	New recovered for the week of	Weekly change from Previous week	Active cases	New active for the week of	New active for the week of	Weekly change from Previous week	Total tests	Tests Per million People
			12 Sep.	5 Sep.			12 Sep.	5 Sep.			12 Sep.	5 Sep.			12 Sep.	5 Sep.			
North Africa	14-Feb-20	2,441,499	45,714	59,662	-13,948	65,381	1,226	1,530	-304	2,170,039	74,131	86,541	-12,410	206,079	-29,643	-28,409	-1,234	18,048,588	87,430
Algeria	26-Feb-20	200,068	2,064	2,842	-778	5,578	158	211	-53	136,662	1,704	2,291	-587	57,828	202	340	-138	230,861	5,265
Egypt	14-Feb-20	292,957	2,930	2,128	802	16,871	82	68	14	246,726	4,762	3,715	1,047	29,360	-1,914	-1,655	-259	3,687,555	36,034
Libya	25-Mar-20	323,930	8,512	9,625	-1,113	4,427	104	139	-35	237,665	10,372	8,759	1,613	81,838	-1,964	727	-2,691	1,587,094	230,975
Mauritania	14-Mar-20	34,878	674	895	-221	754	21	28	-7	32,872	1,304	1,581	-277	1,252	-651	-714	63	458,254	98,556
Morocco	5-Mar-20	904,647	20,562	30,712	-10,150	13,546	473	636	-163	857,655	34,325	42,896	-8,571	33,446	-14,236	-12,820	-1,416	9,354,009	253,424
Tunisia	5-Mar-20	685,019	10,972	13,460	-2,488	24,205	388	448	-60	658,459	21,664	27,299	-5,635	2,355	-11,080	-14,287	3,207	2,730,815	231,060

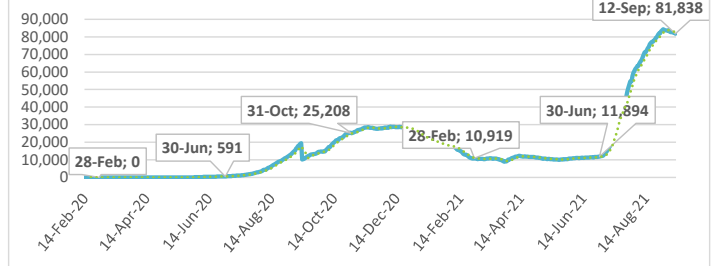
Algeria: Total Active Cases



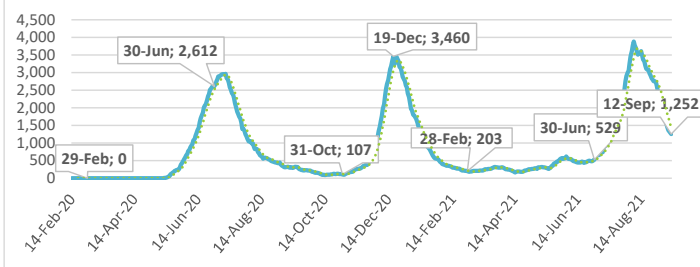
Egypt: Total Active Cases



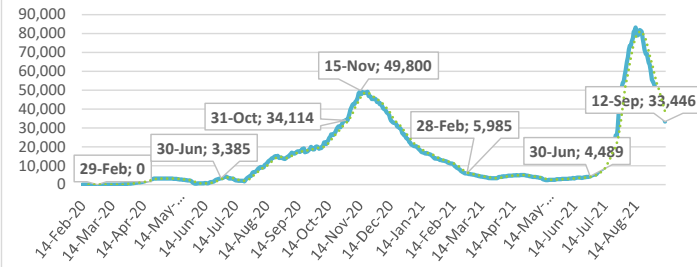
Libya: Total Active Cases



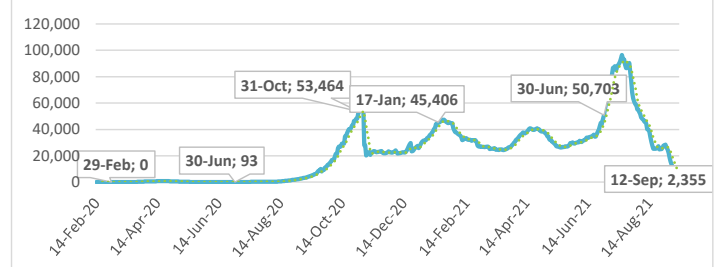
Mauritania: Total Active Cases



Morocco: Total Active Cases



Tunisia: Total Active Cases



.....: 7-day moving average

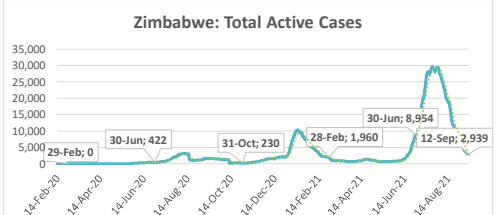
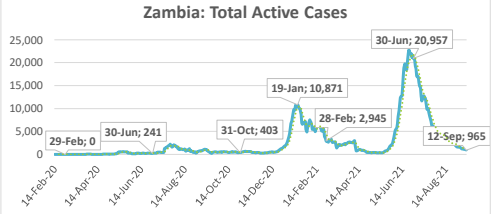
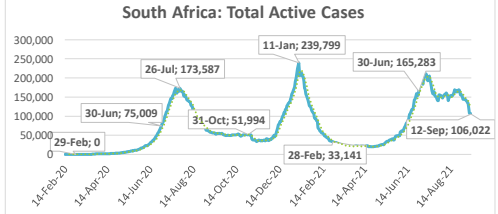
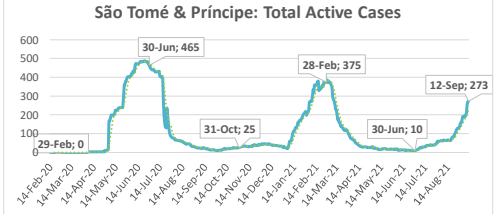
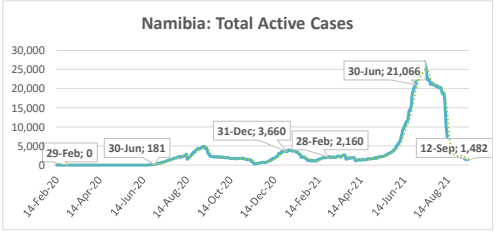
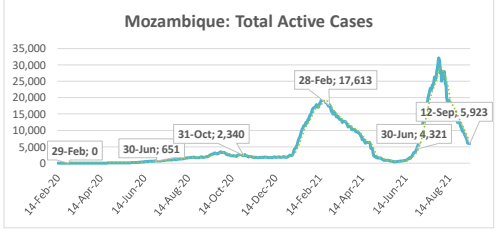
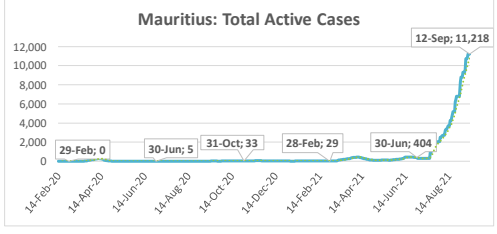
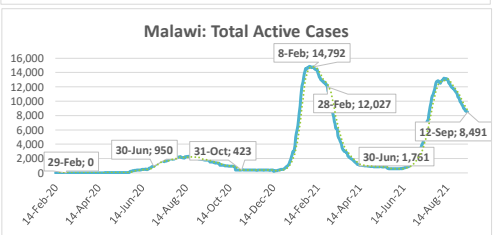
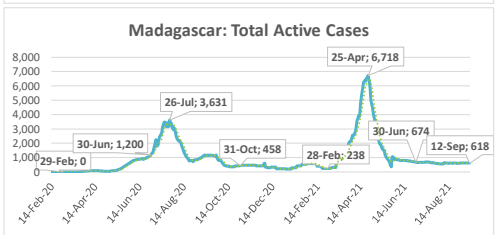
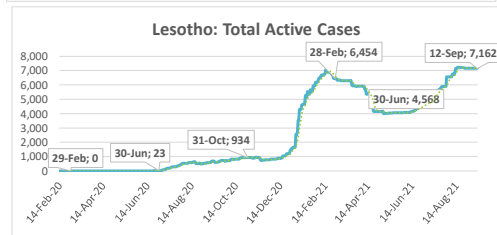
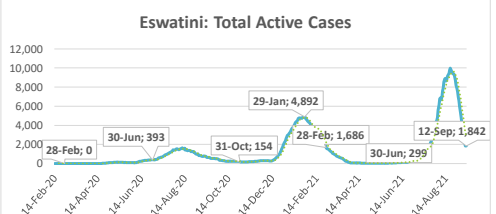
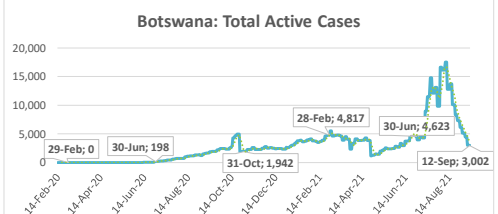
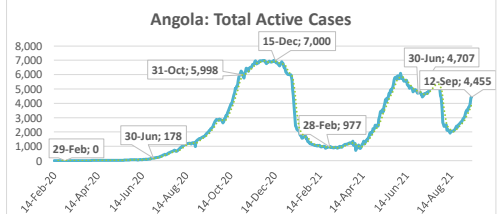
Southern Africa

Highlights of the Covid-19 Situation in Southern Africa for the Week Ending September 12, 2021

- **As of Sunday, September 12, 2021, the number of total cases in the Southern Africa region reached 3,861,205.** The region reported 50,950 new cases in the week, which is a 28.8% decline compared to the preceding week. The total number of deaths reported reached 106,889, recording 1,753 new deaths during week. The total number of recovered cases reached 3,599,924, of which 2.6% were newly recovered cases during the week. The total number of active cases stands at 154,392, indicating a decline of 44,481 cases in the week. Around 80% of the weekly decline in the number of active cases in the region is attributable to South Africa. All countries in the region, except Mauritius, Angola and São Tomé & Príncipe, recorded increases in active cases of varying degrees.
- **South Africa accounted for 74.0% of the total cases reported in the region since the start of the pandemic and 75.1% of the new cases in the region during the week.** São Tomé & Príncipe has the lowest number of total cases reported in the region at 2,816.
- **The average case fatality rate (CFR) for the region stands at 2.8%. The highest CFR in the region was reported in Malawi at 3.7% and the lowest in Mauritius at 0.3%.**

Summary of COVID-19 tracking in Southern Africa: Situation for the week ending 12 September 2021

	Date of first case	Cases				Deaths				Recovered				Active				Test	
		Total cases	New cases for the week of	New cases for the week of	Weekly change	Total deaths	New deaths for the week of	New deaths for the week of	Weekly change from Previous week	Total Recovered	New recovered for the week of	New recovered for the week of	Weekly change from Previous week	Active cases	New active for the week of	New active for the week of	Weekly change from Previous week	Total tests	Tests Per million People
		12 Sep.	5 Sep.	12 Sep.	5 Sep.	12 Sep.	5 Sep.	12 Sep.	5 Sep.	12 Sep.	5 Sep.	12 Sep.	5 Sep.	12 Sep.	5 Sep.	12 Sep.	5 Sep.	12 Sep.	5 Sep.
Southern Africa	5-Mar-20	3,861,205	50,950	71,609	-20,659	106,889	1,753	2,243	-490	3,599,924	93,678	96,791	-3,113	154,392	-44,481	-27,425	-17,056	26,408,282	123,875
Angola	27-Mar-20	50,446	1,790	1,488	-302	1,339	69	69	0	44,652	787	608	179	4,455	934	811	-123	939,774	28,594
Botswana	16-Mar-20	163,665	4,348	5,524	-1,176	2,325	49	63	-14	158,338	6,443	7,641	-1,198	3,002	-2,144	-2,180	-36	1,671,764	710,897
Eswatini	14-Mar-20	44,863	687	1,348	-661	1,172	27	64	-37	41,849	3,653	4,647	-994	1,842	-2,993	-3,363	-370	330,254	284,661
Lesotho	13-May-20	14,395	0	0	0	403	0	0	0	6,830	0	0	0	7,162	0	0	0	146,630	68,447
Madagascar	20-Mar-20	42,894	10	22	-12	958	1	2	-1	41,318	8	15	-7	618	1	5	-4	249,081	8,995
Malawi	2-Apr-20	61,113	292	476	-184	2,238	28	49	-21	50,384	1,209	1,924	-715	8,491	-945	-1,497	-552	396,422	20,723
Mauritius	18-Mar-20	13,114	1,933	2,514	-581	42	11	4	-7	1,854	0	0	0	11,218	1,922	2,510	-588	359,627	282,777
Mozambique	27-Mar-20	149,207	1,284	2,060	-776	1,892	14	27	-13	141,392	4,058	5,801	-1,743	5,923	-2,788	-3,768	-980	877,405	28,072
Namibia	14-Mar-20	126,290	680	894	-214	3,435	23	40	-17	121,373	1,503	1,057	446	1,482	-846	-203	-643	677,226	266,529
São Tomé & Príncipe	6-Apr-20	2,816	133	93	-40	39	2	0	-2	2,504	48	32	16	273	83	61	-22	18,212	83,099
South Africa	5-Mar-20	2,858,195	38,250	55,014	-16,764	84,877	1,458	1,824	-366	2,667,296	72,439	68,658	3,781	106,022	-35,647	-15,468	-20,179	17,073,236	287,871
Zambia	18-Mar-20	207,938	824	1,063	-239	3,631	15	20	-5	203,342	1,139	1,541	-402	965	-330	-498	-168	2,352,542	127,967
Zimbabwe	25-Mar-20	126,269	719	1,113	-394	4,538	56	81	-25	118,792	2,391	4,867	-2,476	2,939	-1,728	-3,835	-2,107	1,316,109	88,550



.....: 7-day moving average

West Africa

Highlights of the Covid-19 Situation in West Africa for the Week Ending September 12, 2021

- **As of Sunday, September 12, 2021, the number of total cases in the West Africa region reached 627,061.** The region reported 13,376 new cases during the week, which is a 17.2% decline compared to the new cases reported in the preceding week. The total number of deaths reported reached 8,805, of which 211 were new deaths in the week. The number of total recovered cases reached 577,147, of which 2.6% were newly recovered cases during the week. The total number of active cases stands at 41,109, indicating a decline of 1,809 cases in the week. The weekly decline in the number of active cases in the region is mainly attributable to Senegal and Ghana.
- **Nigeria accounted for 31.8% of the total cases reported in the West region since the start of the pandemic and 27.2% of the new cases in the region during the week.** Liberia has the lowest number of total cases in the region since the start of the pandemic which have accumulated to a total of 5,727.
- **The average case fatality rate (CFR) for the region stands at 1.4%. The highest CFR in the region was reported in Liberia at 4.3% and the lowest in Benin at 0.7%.**

Summary of COVID-19 tracking in West Africa: Situation for the week ending 12 September 2021

	Date of first case	Cases				Deaths				Recovered				Active				Test	
		Total cases	New cases for the week of	New cases for the week of	Weekly change	Total deaths	New deaths for the week of	New deaths for the week of	Weekly change from Previous week	Total Recovered	New recovered for the week of	New recovered for the week of	Weekly change from Previous week	Active cases	New active for the week of	New active for the week of	Weekly change from Previous week	Total tests	Tests Per million People
		12 Sep.	5 Sep.	12 Sep.	5 Sep.	12 Sep.	5 Sep.	12 Sep.	5 Sep.	12 Sep.	5 Sep.	12 Sep.	5 Sep.	12 Sep.	5 Sep.	12 Sep.	5 Sep.	12 Sep.	5 Sep.
West Africa	28-Feb-20	627,061	13,376	16,153	-2,777	8,805	211	305	-94	577,147	14,974	19,324	-4,350	41,109	-1,809	-3,476	1,667	9,537,509	24,012
Benin	16-Mar-20	19,841	2,895	3,580	-685	141	6	7	-1	13,756	1,866	3,036	-1,170	5,944	1,023	537	486	604,310	49,847
Burkina Faso	9-Mar-20	13,942	101	79	22	171	0	0	0	13,606	36	54	-18	165	65	25	40	214,358	10,255
Cabo Verde	20-Mar-20	36,588	660	701	-41	320	5	6	-1	35,212	565	533	32	1,056	90	162	-72	331,978	597,097
Côte d'Ivoire	11-Mar-20	58,009	1,154	1,747	-593	515	48	37	11	55,925	1,300	1,228	72	1,569	-194	482	-676	944,072	35,790
Gambia, The	18-Mar-20	9,848	112	110	2	328	5	9	-4	9,457	112	151	-39	63	-5	-50	45	105,983	43,855
Ghana	12-Mar-20	123,521	3,069	2,816	253	1,096	44	44	0	117,070	4,610	2,848	1,762	5,355	-1,585	-76	-1,509	1,668,839	53,707
Guinea	13-Mar-20	30,029	187	633	-446	367	15	26	-11	28,038	420	960	-540	1,624	-248	-353	105	545,224	41,516
Guinea-Bissau	26-Mar-20	6,022	120	136	-16	125	4	4	0	5,144	177	187	-10	753	-61	-55	-6	94,915	48,229
Liberia	16-Mar-20	5,727	0	189	-189	245	0	0	0	2,886	0	110	-110	2,596	0	79	-79	128,246	25,357
Mali	25-Mar-20	14,983	44	82	-38	543	1	3	-2	14,173	42	36	6	267	-1	43	-42	399,236	19,715
Niger	20-Mar-20	5,919	37	43	-6	199	0	1	-1	5,651	38	96	-58	69	-1	-54	53	148,667	6,142
Nigeria	28-Feb-20	199,151	3,640	4,166	-526	2,598	46	98	-52	186,418	1,889	6,246	-4,357	10,135	1,705	-2,178	3,883	2,884,034	13,991
Senegal	27-Mar-20	73,478	290	479	-189	1,831	28	54	-26	66,925	3,036	2,882	154	4,722	-2,774	-2,457	-317	768,044	45,870
Sierra Leone	31-Mar-20	6,385	11	11	0	121	0	0	0	4,374	10	9	1	1,890	1	2	-1	213,727	26,793
Togo	6-Mar-20	23,618	1,056	1,381	-325	205	9	16	-7	18,512	873	948	-75	4,901	174	417	-243	485,876	58,690

