



AFRICAN DEVELOPMENT BANK GROUP

Weekly Data Flash on Covid-19 in Africa¹:

The situation as of Sunday, April 04, 2021

Statistics Department (ECST)

¹ This briefing note has been prepared by Roza Mamuye Bora, Senior Statistician; Anouar Chaouch, Statistician; Soumaila Karambiri, Statistical Assistant; Regis Hauhouot Stephane, Statistical Assistant and Desire Lakpa Guy, Statistical Assistant and under the supervision of Louis Kouakou, Division Manager ECST1.

For more information on Covid-19, please visit the Bank's Africa Information Highway
<https://africacovid.opendataforafrica.org/>.

Contents

	Page
Highlights of the Covid-19 Situation in Africa as of April 4, 2021	1
Data Annexes: Africa	4
Highlights of the Covid-19 Situation in Central Africa as of April 4, 2021	6
Data Annexes: Central Africa	8
Highlights of the Covid-19 Situation in East Africa as of April 4, 2021	9
Data Annexes: East Africa	11
Highlights of the Covid-19 Situation in North Africa as of April 4, 2021	12
Data Annexes: North Africa	14
Highlights of the Covid-19 Situation in Southern Africa as of April 4, 2021	15
Data Annexes: Southern Africa	17
Highlights of the Covid-19 Situation in West Africa as of April 4, 2021	18
Data Annexes: West Africa	20

Highlights of the Covid-19 Situation in Africa as of April 4, 2021²

Vaccinations: Status Update

- **Over 112.3 million new Covid-19 vaccinations were administered globally in the week ending April 4, 2021, bringing the total given since the start of the pandemic to 658,955,807.** In terms of the geographical distribution, the USA accounted for 25.0% of the total number of Covid-19 vaccinations administered to date, followed by China at 20.7% and India at 11.5%.
- **The number of African countries rolling out Covid-19 vaccinations is gradually increasing; to date 24 countries have reported data on the number of vaccinations they have given, though the number of countries that have just started their vaccination roll-out could be higher.** As of April 4, 2021, 11,819,624 vaccinations had been administered in Africa, which represents 1.8% of total global vaccinations. Morocco accounts for 69.7% of the vaccinations carried out in Africa to date. In respect of vaccines proportionate to population size, Seychelles, taking second place globally after Israel, has achieved more than 100% coverage.

Covid-19 Testing in Africa

- **As of Sunday, April 4, 2021, more than 40.9 million tests for Covid-19 had been administered in Africa, of which over 1.0 million were reported in the week under review.** The majority (24.4%) of the total tests as of April 4, 2021 were conducted in South Africa, followed by Morocco (14.7%), Egypt (6.1%), Ethiopia (5.8%), Nigeria (4.3%), Kenya (3.7%), Zambia (3.1%), Cameroon (2.9%), Rwanda (2.9%) and Tunisia (2.8%). These ten countries collectively account for 70.7% of the tests conducted to date in Africa.
- **The number of average tests per 1 million people in Africa as of April 4, 2021 stands at 30,573, which is an increase of 2.5% over the figure reported in the previous week.** Botswana is the best performer on this indicator with 396,591 tests per 1 million people, followed by Gabon (289,850), Mauritius (282,029), Cabo Verde (273,934), Seychelles (218,654), South Africa (168,377) and Morocco (163,094).

Confirmed, New and Active Global Covid-19 Cases

- **Globally, the total number of confirmed Covid-19 cases since the start of the pandemic reached 131,212,775:** the majority of which (30.7%) occurred in Europe, followed by North America (27.4%), Asia (22.3%), South America (16.4%) and Africa (3.3%). To date, 82,272,197 cases have recovered globally, representing 62.7% of confirmed global Covid-19 cases.
- **The number of new cases reported globally in the review week amounted to 4,095,931, indicating a 3.5% increase compared to the new cases recorded in the preceding week.**

² Tanzania has not released data on Covid-19 since May 08, 2020. Liberia has not released new data for the past two weeks. The Republic of Congo has not released new data for the week under review.

- **The number of global deaths due to Coronavirus reached 2,852,463, of which 68,953 were recorded in the week ending April 4, 2021;** this represents an increase of 0.7% over the previous week. The number of global active cases showed an increment of 1,674,277 cases in the review week, to reach 46,088,115 as of April 4, 2021.
- **Africa accounted for 3.3% of the total global cases, 4.0% of deaths, 4.6% of recovered cases and 0.7% of active cases as of April 4, 2021, as detailed below.**

Confirmed, New and Active Covid-19 Cases in Africa

- **As of April 4, 2021, the total number of confirmed cases in Africa reached 4,270,919,** 77.6% of which were in nine countries, namely South Africa (36.3%), Morocco (11.7%), Tunisia (6.1%), Ethiopia (5.0%), Egypt (4.8%), Nigeria (3.8%), Libya (3.8%), Kenya (3.3%) and Algeria (2.8%). The five countries with the lowest number of cases were Mauritius, Liberia, São Tomé & Príncipe, Burundi and Eritrea, with cases ranging between 1,112 in Mauritius and 3,334 in Eritrea, collectively accounting for 0.3% of the confirmed cases in Africa. Considering population size, Seychelles, Cabo Verde, South Africa, Libya and Tunisia are the five countries with the highest number of confirmed cases per million people; rates ranging from 44,227 in Seychelles to 22,235 in Tunisia. The average cases per million, for Africa, stands at 3,265, which is much lower than the global average of 23,288.
- **In the week under review, a total of 85,827 new cases were reported in Africa,** which is a 9.2% increase compared to the previous week. These new cases in Africa account for 2.1% of the weekly new cases recorded globally. The East Africa region accounted for 32.3% of the weekly new cases in Africa, followed by North Africa (28.3%), Southern Africa (17.7%), Central Africa (13.4%) and West Africa (8.3%).
- **The total number of active cases in Africa increased by 30,646 cases in the review week to reach 334,933.** Currently, just seven countries account for 70.7% of the active cases in Africa, namely Ethiopia (50,258), Kenya (42,581), Egypt (36,583), Algeria (32,621), Tunisia (32,044), South Africa (21,614) and Cameroon (21,225).
- **From a regional perspective, North Africa accounts for 34.7% of active cases in Africa, followed by East Africa (33.3%), Southern Africa (15.7%), Central Africa (8.4%) and West Africa (7.9%).**

Deaths and the Case Fatality Rates in Africa

- **As of April 4, 2021, a total of 113,853 deaths had been reported in Africa since the start of the pandemic,** of which 53.4% were in Southern Africa, 31.9% in North Africa, 7.8% in East Africa, 5.1% in West Africa and 1.9% in Central Africa. The five countries with the highest number of reported deaths due to Covid-19 since the start of the pandemic are South Africa, Egypt, Tunisia, Morocco and Algeria, ranging from 52,987 in South Africa to 3,105 in Algeria. A total of 1,940 new deaths were reported in Africa in the week under review, which is a decline of 3.5% compared to the preceding week.

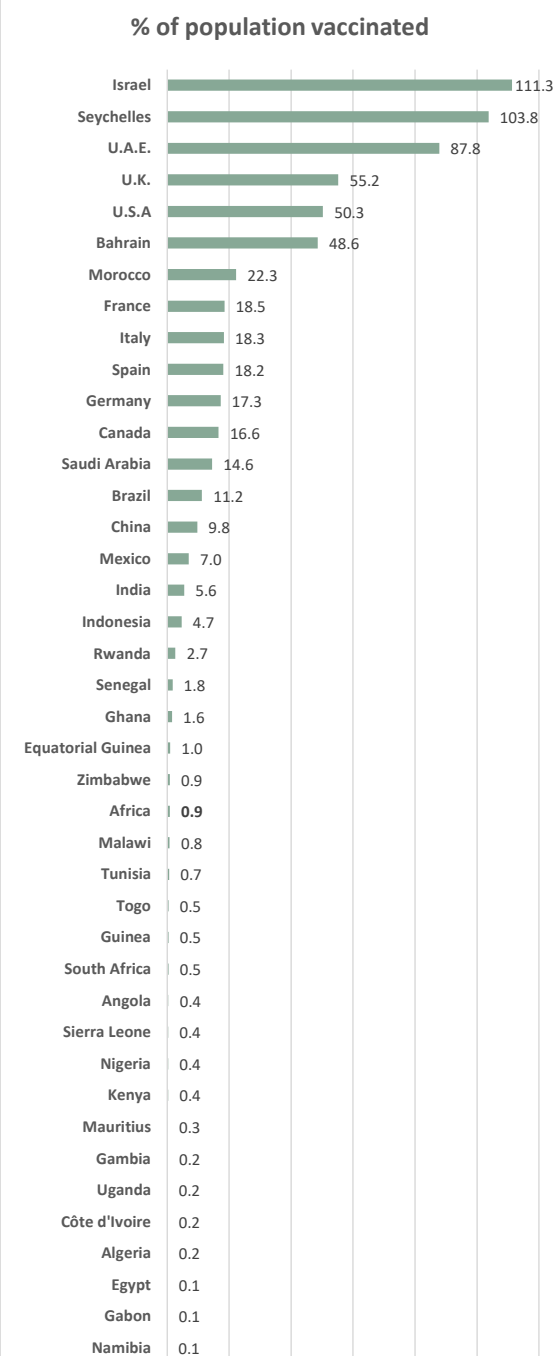
- **The case fatality rate (CFR), i.e. deaths per confirmed cases for Africa, stands at 2.7%, which is higher than the global CFR rate of 2.2%.** Regionally, West Africa has the lowest CFR at 1.3%, followed by Central Africa at 1.7% and East Africa at 1.8%, while North Africa at 2.9% and Southern Africa at 3.1% recorded higher CFRs than the African average. As of April 4, 2021, sixteen African countries, namely Sudan (6.5%), Egypt (5.9%), Somalia (4.7%), Liberia (4.2%), Zimbabwe (4.1%), Comoros (3.9%), Eswatini (3.8%), Mali (3.7%), Niger (3.7%), Chad (3.6%), Tunisia (3.4%), South Africa (3.4%), Malawi (3.3%), The Gambia (3.0%), Lesotho (2.9%) and Senegal (2.7%) consistently recorded CRFs higher than or equal to the average for Africa.

Recovery Rates in Africa

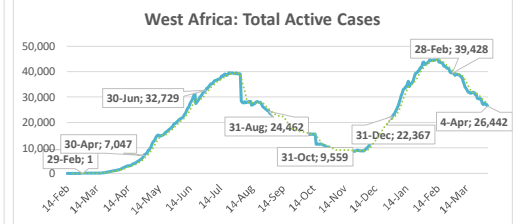
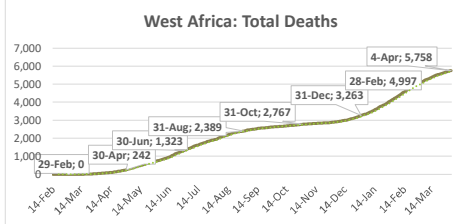
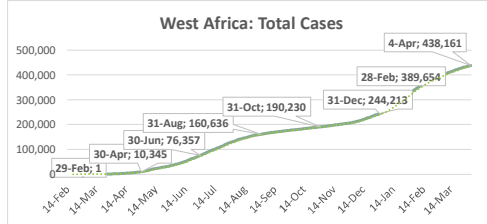
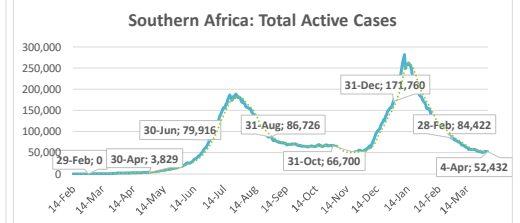
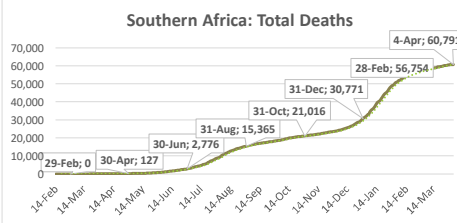
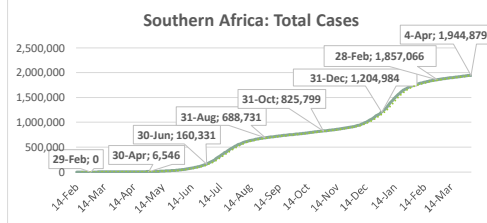
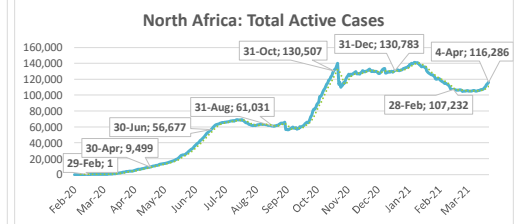
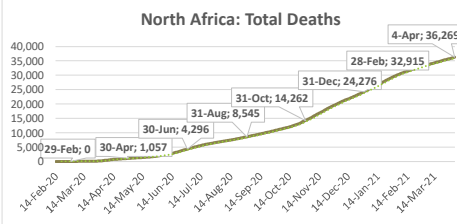
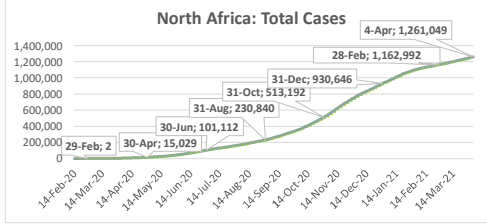
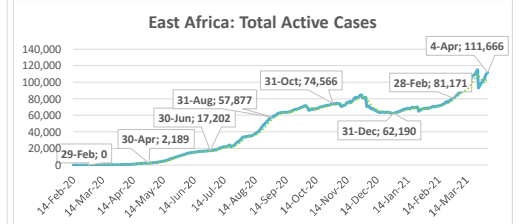
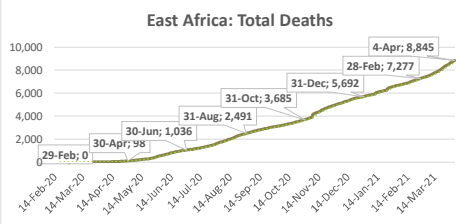
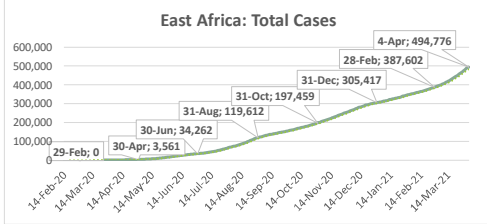
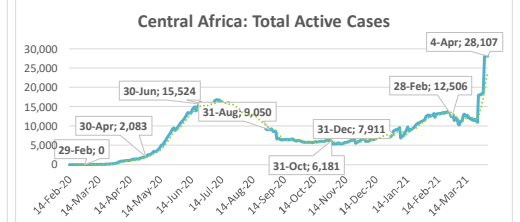
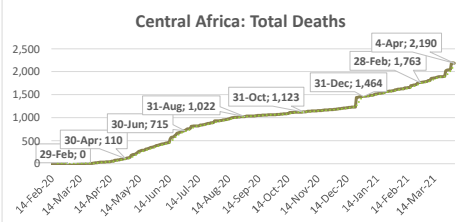
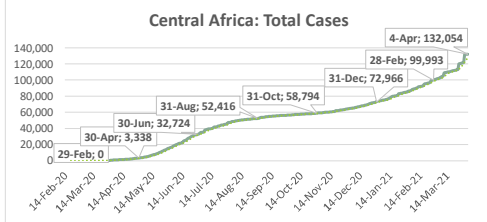
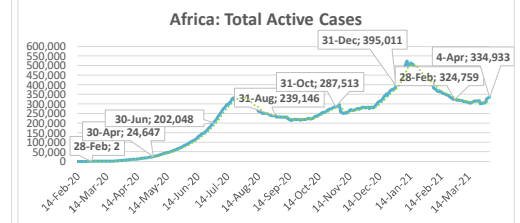
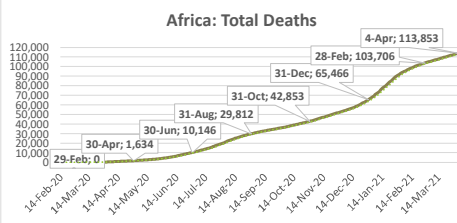
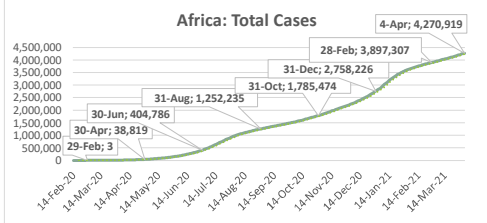
- **As of April 4, 2021, the number of recovered cases in Africa reached 3,822,133, which is 89.5% of its total confirmed cases.** Regionally, the recovery rates were 94.2% for Southern Africa, 92.7% for West Africa, 87.9% for North Africa, 77.1% for Central Africa, and 75.6% for East Africa. In the week under review 53,241 newly recovered cases were reported.

Summary of COVID-19 vaccinations tracking in the Word: Situation for the week ending 04 April 2021

	Vaccinations				
	Total vaccinations	% of population vaccinated	New vaccinations for the week of	New vaccinations for the week of	Weekly change
			04 Apr.	28 Mar.	
World	658,955,807	8.5	112,334,386	88,549,063	23,785,323
Africa	11,819,624	0.9	1,710,618	1,936,893	-226,275
Algeria	75,000	0.2	0	0	0
Angola	140,451	0.4	64,445	34,374	30,071
Côte d'Ivoire	48,187	0.2	14,792	9,224	5,568
Egypt	148,987	0.1	147,672	0	147,672
Equatorial Guinea	14,080	1.0	1,925	5,590	-3,665
Gabon	2,433	0.1	2,416	17	2,399
Gambia	5,345	0.2	1,954	3,391	-1,437
Ghana	500,000	1.6	0	42,156	-42,156
Guinea	63,253	0.5	20,175	17,366	2,809
Kenya	196,435	0.4	106,095	70,340	35,755
Malawi	159,574	0.8	157,074	2,500	154,574
Mauritius	3,843	0.3	0	0	0
Morocco	8,240,870	22.3	606,395	946,927	-340,532
Namibia	2,094	0.1	1,213	881	332
Nigeria	818,865	0.4	305,239	513,626	-208,387
Rwanda	348,926	2.7	297	15,274	-14,977
Senegal	302,857	1.8	71,134	72,555	-1,421
Seychelles	102,080	103.8	5,557	6,373	-816
Sierra Leone	31,899	0.4	27,893	4,006	23,887
South Africa	269,102	0.5	37,497	48,622	-11,125
Togo	42,092	0.5	0	42,092	-42,092
Tunisia	80,140	0.7	35,829	41,756	-5,927
Uganda	90,196	0.2	43,532	29,121	14,411
Zimbabwe	132,915	0.9	59,484	30,702	28,782
Americas					
Brazil	23,679,963	11.2	4,425,187	3,789,031	636,156
Canada	6,234,433	16.6	1,144,185	1,147,485	-3,300
Mexico	8,987,190	7.0	2,262,401	1,265,775	996,626
U.S.A	165,053,746	50.3	21,591,055	18,981,279	2,609,776
Asia					
China	136,677,000	9.8	34,260,000	27,467,000	6,793,000
India	75,979,651	5.6	15,709,869	15,665,941	43,928
Indonesia	12,649,124	4.7	2,151,276	2,617,967	-466,691
Europe					
France	12,422,460	18.5	2,028,217	1,820,692	207,525
Germany	14,381,068	17.3	2,010,649	1,890,483	120,166
Israel	10,075,724	111.3	144,499	219,909	-75,410
Italy	11,038,465	18.3	1,723,396	1,506,949	216,447
Spain	8,548,598	18.2	1,481,227	1,074,008	407,219
U.K.	36,904,755	55.2	3,225,987	3,819,026	-593,039
Middle East					
Bahrain	797,924	48.6	73,923	83,897	-9,974
Saudi Arabia	4,994,576	14.6	878,577	935,003	-56,426
U.A.E.	8,578,979	87.8	497,228	782,983	-285,755



Summary of COVID-19 tracking in Africa: Situation for the week ending 04 April 2021																			
	Date of first case	Cases				Deaths				Recovered				Active				Test	
		Total cases	New cases for the week of	New cases for the week of	Weekly change from Previous week	Total deaths	New deaths for the week of	New deaths for the week of	Weekly change from Previous week	Total Recovered	New recovered for the week of	New recovered for the week of	Weekly change from Previous week	Active cases	New active for the week of	New active for the week of	Weekly change from Previous week	Total tests	Tests Per million People
World	31-Dec	131,212,775	4,095,931	3,956,936	138,995	2,852,463	68,953	68,470	483	82,272,197	2,352,701	2,291,710	60,991	46,088,115	1,674,277	1,596,756	77,521	1,870,519,180	239,970
Africa	14-Feb	4,270,919	85,827	78,577	7,250	113,853	1,940	2,010	-70	3,822,133	53,241	87,518	-34,277	334,933	30,646	-10,951	41,597	40,931,881	30,573
Central Africa	6-Mar	132,054	11,501	8,860	2,641	2,190	156	146	10	101,757	1,264	2,168	-904	28,107	10,081	6,546	3,535	2,342,068	15,986
East Africa	13-Mar	494,776	27,695	26,090	1,605	8,845	390	380	10	374,265	12,554	36,823	-24,269	111,666	14,751	-11,113	25,864	6,799,188	18,107
North Africa	14-Feb	1,261,049	24,319	18,534	5,785	36,269	708	641	67	1,108,494	14,314	16,826	-2,512	116,286	9,297	1,067	8,230	10,979,893	53,188
Southern Africa	5-Mar	1,944,879	15,178	16,328	-1,150	60,791	569	732	-163	1,831,656	15,140	20,507	-5,367	52,432	-531	-4,911	4,380	14,823,920	69,536
West Africa	28-Feb	438,161	7,134	8,765	-1,631	5,758	117	111	6	405,961	9,969	11,194	-1,225	26,442	-2,952	-2,540	-412	5,986,812	15,072



.....: 7-day moving average

Central Africa

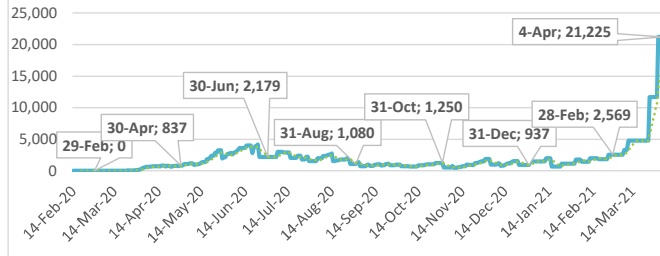
Highlights of the Covid-19 Situation in Central Africa as of April 4, 2021

- **As of Sunday, April 4, 2021, the number of total cases in the Central Africa region reached 132,054.** The region reported 11,501 new cases in the review week, which is a 29.8% increase compared to the preceding week. The total number of deaths reported reached 2,190, recording 156 new deaths in the review week. The number of total recovered cases reached 101,757, of which 1,264 were newly recovered cases during the review week. The total number of active cases stands at 28,107, which is an increase of 10,081 cases in the review week. The increase in active cases is mainly accountable to Cameroon.
- **Cameroon accounted for 43.4% of the total cases and 84.1% of the new cases reported in the region during the week under review.** Chad has the lowest number of total cases in the Central region at 4,595.
- **The average case fatality rate (CFR) for the region stands at 1.7%. The highest CFR in the region was reported in Chad at 3.6% and the lowest in Gabon at 0.6%.**

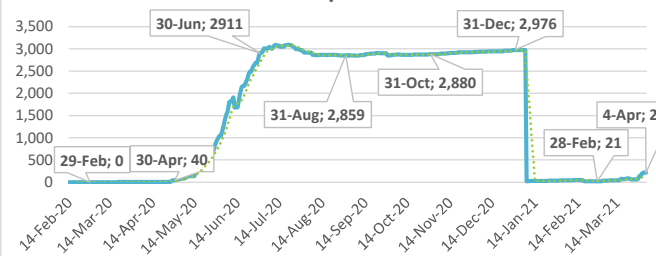
Summary of COVID-19 tracking in Central Africa: Situation for the week ending 04 April 2021

	Date of first case	Cases				Deaths				Recovered				Active				Test	
		Total cases	New cases for the week of	New cases for the week of	Weekly change	Total deaths	New deaths for the week of	New deaths for the week of	Weekly change from Previous week	Total Recovered	New recovered for the week of	New recovered for the week of	Weekly change from Previous week	Active cases	New active for the week of	New active for the week of	Weekly change from Previous week	Total tests	Tests Per million People
			04 Apr.	28 Mar.			04 Apr.	28 Mar.			04 Apr.	28 Mar.			04 Apr.	28 Mar.			
Central Africa	6-Mar	132,054	11,501	8,860	2,641	2,190	156	146	10	101,757	1,264	2,168	-904	28,107	10,081	6,546	3,535	2,342,068	15,986
Cameroon	6-Mar	57,337	9,668	7,047	2,621	851	130	120	10	35,261	0	0	0	21,225	9,538	6,927	2,611	1,187,367	44,729
Central African Rep.	15-Mar	5,245	157	1	156	72	8	0	8	4,957	0	19	-19	216	149	-18	167	40,845	8,457
Chad	19-Mar	4,595	89	86	3	165	3	5	-2	4,199	90	92	-2	231	-4	-11	7	109,750	6,682
Congo Rep. of	15-Mar	9,681	0	117	-117	135	0	1	-1	8,208	0	694	-694	1,338	0	-578	578	104,857	19,002
Congo Dem. Rep.	10-Mar	28,325	395	377	18	745	6	13	-7	25,587	189	506	-317	1,993	200	-142	342	142,125	1,587
Equatorial Guinea	14-Mar	7,008	106	166	-60	103	1	2	-1	6,635	149	278	-129	270	-44	-114	70	111,994	79,826
Gabon	12-Mar	19,863	1,086	1,066	20	119	8	5	3	16,910	836	579	257	2,834	242	482	-240	645,130	289,850

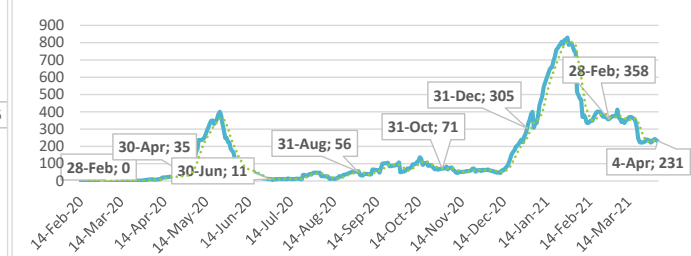
Cameroon: Total Active Cases



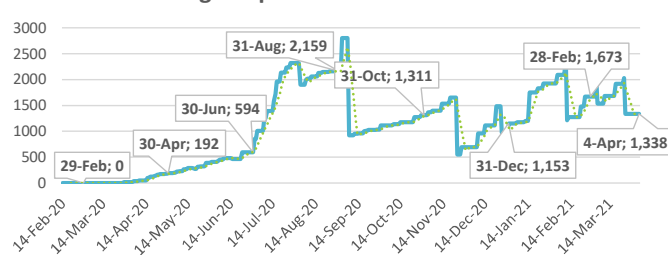
Central African Rep: Total Active Cases



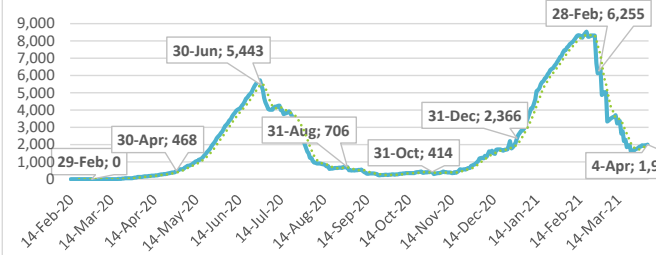
Chad: Total Active Cases



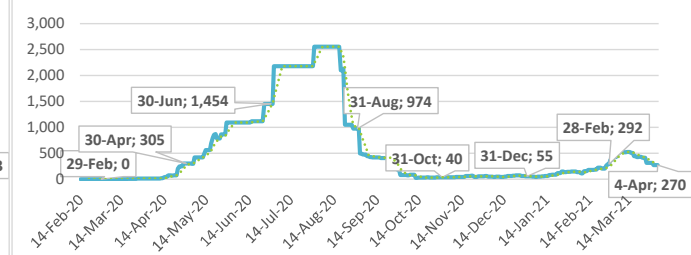
Congo Rep. of: Total Active Cases



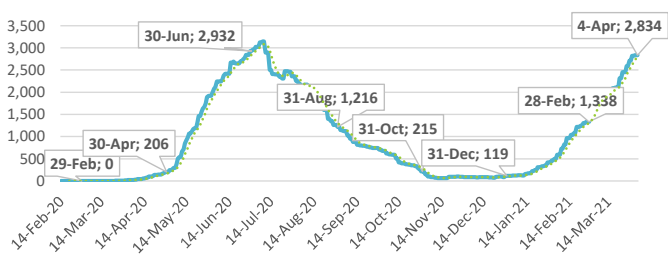
Congo Dem. Rep.: Total Active Cases



Equatorial Guinea: Total Active Cases



Gabon: Total Active Cases



.....: 7-day moving average

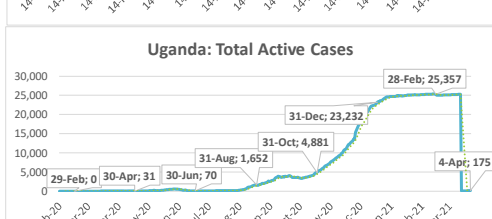
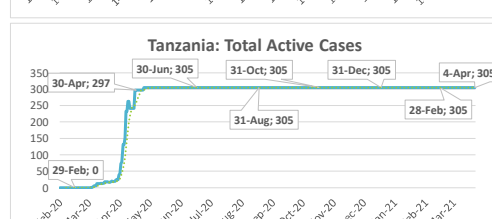
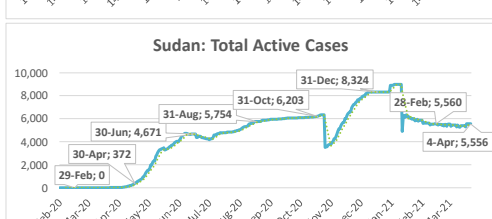
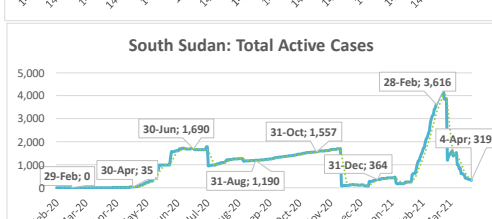
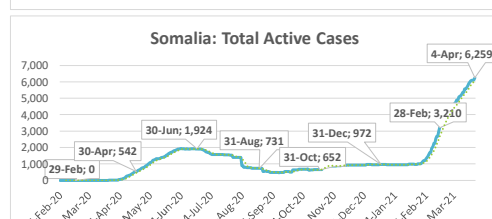
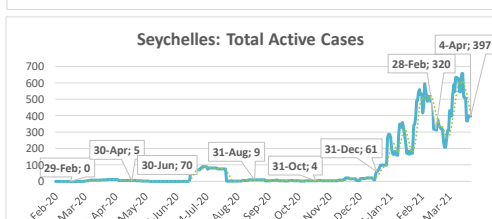
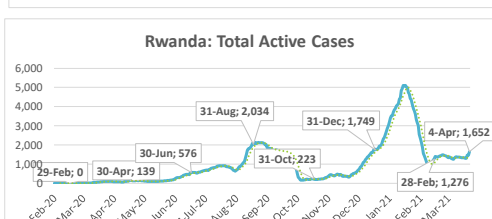
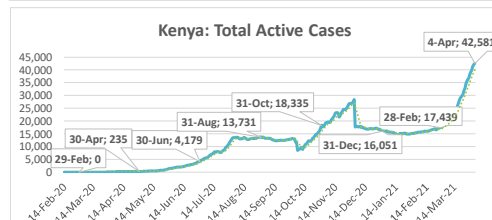
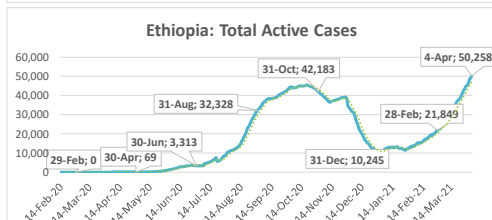
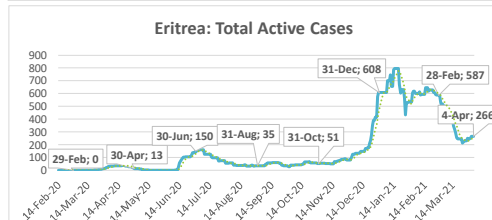
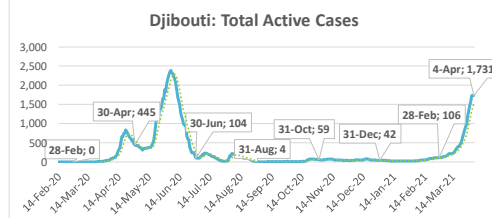
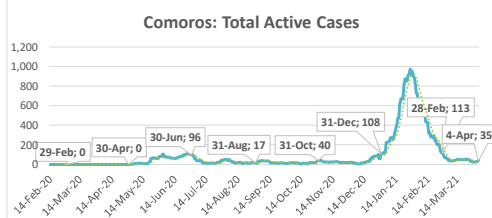
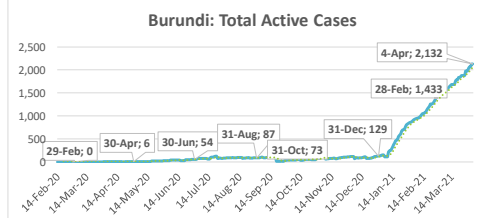
East Africa

Highlights of the Covid-19 Situation in East Africa as of April 4, 2021

- **As of Sunday, April 4, 2021, the number of total cases in the East Africa region reached 494,776.** The region reported 27,695 new cases in the review week, which is a 6.2% increase compared to the preceding week. The total number of deaths reported reached 8,845, recording 390 new deaths in the review week. The number of total recovered cases reached 374,265, of which 12,554 were newly recovered cases during the review week. The total number of active cases stands at 111,666, which is an increase of 14,751 cases in the review week. The increase in the number of active cases in the region during the review week is mainly attributable to Ethiopia and Kenya.
- **Ethiopia accounted for 43.5% of the total cases and 52.8% of the new cases in the Eastern region during the week under review.** Burundi has reported the lowest number of total cases in the region since the start of the pandemic at 2,911.
- **The average case fatality rate (CFR) for the region stands at 1.8%. The highest CFR in the region was reported in Sudan at 6.5% and the lowest in Burundi at 0.2%.**

Summary of COVID-19 tracking in East Africa: Situation for the week ending 04 April 2021

	Date of first case	Cases				Deaths				Recovered				Active				Test	
		Total cases	New cases for the week of	New cases for the week of	Weekly change	Total deaths	New deaths for the week of	New deaths for the week of	Weekly change from Previous week	Total Recovered	New recovered for the week of	New recovered for the week of	Weekly change from Previous week	Active cases	New active for the week of	New active for the week of	Weekly change from Previous week	Total tests	Tests Per million People
		04 Apr.	28 Mar.	28 Mar.	1,605	04 Apr.	28 Mar.	28 Mar.	10	04 Apr.	28 Mar.	28 Mar.	-24,269	04 Apr.	28 Mar.	28 Mar.	25,864	6,799,188	18,107
East Africa	13-Mar	494,776	27,695	26,090	1,605	8,845	390	380	10	374,265	12,554	36,823	-24,269	111,666	14,751	-11,113	25,864	6,799,188	18,107
Burundi	31-Mar	2,911	154	144	10	6	0	0	0	773	0	0	0	2,132	154	144	10	116,794	9,822
Comoros	2-May	3,719	29	24	5	146	0	0	0	3,538	28	37	-9	35	1	-13	14	6,227	7,161
Djibouti	18-Mar	8,509	1,148	773	375	72	5	3	-2	6,706	426	197	229	1,731	717	573	144	131,911	133,513
Eritrea	21-Mar	3,334	126	90	36	10	1	2	-1	3,058	88	105	-17	266	37	-17	54	23,693	6,681
Ethiopia	13-Mar	215,189	14,626	13,198	1,428	2,963	162	142	20	161,968	7,645	6,871	774	50,258	6,819	6,185	634	2,389,558	20,785
Kenya	13-Mar	138,988	8,774	9,304	-530	2,224	107	106	-1	94,183	2,429	2,132	297	42,581	6,238	7,066	-828	1,517,637	28,224
Rwanda	14-Mar	22,482	1,063	591	472	311	10	11	-1	20,519	734	605	129	1,652	319	-25	344	1,177,519	90,913
Seychelles	15-Mar	4,290	206	314	-108	24	4	4	0	3,869	321	426	-105	397	-119	-116	-3	21,504	218,654
Somalia	16-Mar	11,783	806	892	-86	557	61	67	-6	4,967	248	221	27	6,259	497	604	-107	93,987	5,914
South Sudan	5-Apr	10,267	169	219	-50	113	5	2	-3	9,835	381	675	-294	319	-217	-458	241	134,987	12,059
Sudan	13-Mar	31,833	426	418	8	2,063	35	42	-7	24,214	224	265	-41	5,556	167	111	56	232,965	5,313
Tanzania	16-Mar	509	21	183	305	3,880	65
Uganda	21-Mar	40,962	168	123	45	335	0	1	-1	40,452	30	25,289	-25,259	175	138	-25,167	25,305	948,526	20,737



.....: 7-day moving average

North Africa

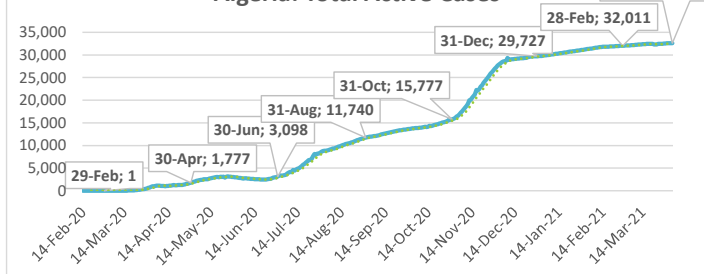
Highlights of the Covid-19 Situation in North Africa as of April 4, 2021

- **As of Sunday, April 4, 2021, the number of total cases in the North Africa region reached 1,261,049.** The region reported 24,319 new cases in the review week, which is a 31.2% increase compared to the preceding week. The total number of deaths reported reached 36,269, recording 708 new deaths in the review week. The number of total recovered cases reached 1,108,494, of which 14,314 were newly recovered cases during the review week. The total number of active cases stands at 116,286, which is an increase of 9,297 cases in the review week. The increase in the number of active cases in the region during the review week is mainly attributable to Tunisia.
- **Morocco accounted for 39.5% of the total cases, while Tunisia accounted for 39.0% of the new cases in the region during the week under review.** Mauritania has the lowest number of total cases in the region since the start of the pandemic at 17,927.
- **The average case fatality rate (CFR) for the region currently stands at 2.9%. The highest CFR in the region was reported in Egypt at 5.9% and the lowest in Libya at 1.7%.**

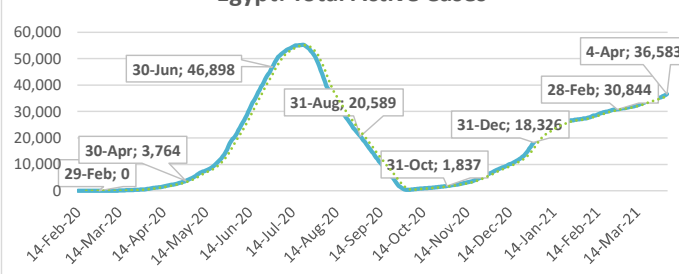
Summary of COVID-19 tracking in North Africa: Situation for the week ending 04 April 2021

	Date of first case	Cases				Deaths				Recovered				Active				Test	
		Total cases	New cases for the week of	New cases for the week of	Weekly change	Total deaths	New deaths for the week of	New deaths for the week of	Weekly change from Previous week	Total Recovered	New recovered for the week of	New recovered for the week of	Weekly change from Previous week	Active cases	New active for the week of	New active for the week of	Weekly change from Previous week	Total tests	Tests Per million People
			04 Apr.	28 Mar.			04 Apr.	28 Mar.			04 Apr.	28 Mar.			04 Apr.	28 Mar.			
North Africa	14-Feb	1,261,049	24,319	18,534	5,785	36,269	708	641	67	1,108,494	14,314	16,826	-2,512	116,286	9,297	1,067	8,230	10,979,893	53,188
Algeria	26-Feb	117,622	786	679	107	3,105	25	23	2	81,896	580	657	-77	32,621	181	-1	182	230,861	5,265
Egypt	14-Feb	204,965	4,915	4,632	283	12,163	281	284	-3	156,219	3,044	3,241	-197	36,583	1,590	1,107	483	2,507,491	24,503
Libya	25-Mar	162,294	5,445	5,244	201	2,737	119	112	7	149,238	4,274	6,652	-2,378	10,319	1,052	-1,520	2,572	877,855	127,757
Mauritania	14-Mar	17,927	156	170	-14	449	1	2	-1	17,185	177	115	62	293	-22	53	-75	210,137	45,194
Morocco	5-Mar	498,197	3,538	2,950	588	8,850	52	31	21	484,921	2,569	3,100	-531	4,426	917	-181	1,098	6,019,897	163,094
Tunisia	5-Mar	260,044	9,479	4,859	4,620	8,965	230	189	41	219,035	3,670	3,061	609	32,044	5,579	1,609	3,970	1,133,652	95,921

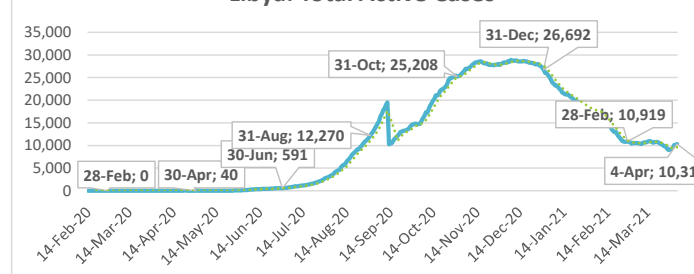
Algeria: Total Active Cases



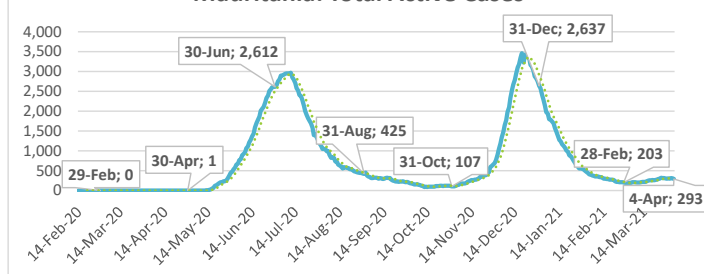
Egypt: Total Active Cases



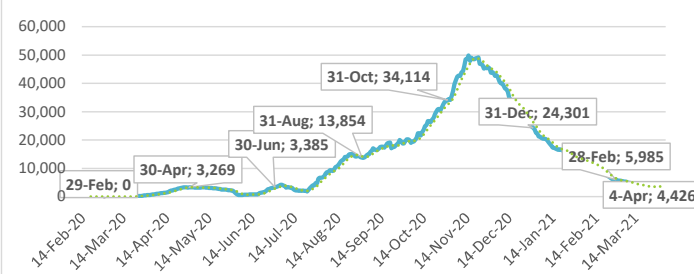
Libya: Total Active Cases



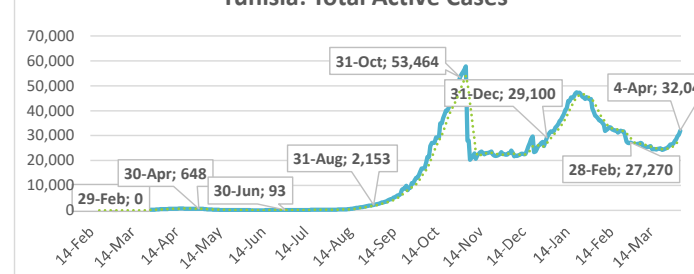
Mauritania: Total Active Cases



Morocco: Total Active Cases



Tunisia: Total Active Cases



.....: 7-day moving average

Southern Africa

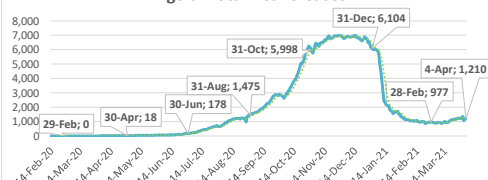
Highlights of the Covid-19 Situation in Southern Africa as of April 4, 2021

- **As of Sunday, April 4, 2021, the number of total cases in the Southern Africa region reached 1,944,879.** The region reported 15,178 new cases in the review week, which is a 7.0% decline compared to the preceding week. The total number of deaths reported reached 60,791, recording 569 new deaths in the review week. The number of total recovered cases reached 1,831,656, of which 15,140 were newly recovered cases during the review week. The total number of active cases stands at 52,432, which is a decline of 531 cases in the review week. The decline in the number of active cases in the region during the review week is mainly attributable to Mozambique, Malawi and Botswana.
- **South Africa accounted for 79.8% of the total cases and 43.0% of the new cases in the region during the week under review.** Mauritius has the lowest number of total cases in the region at 1,112.
- **The average case fatality rate (CFR) for the region stands at 3.1%. The highest CFR in the region was reported in Zimbabwe at 4.1% and the lowest in Mauritius and Mozambique at 1.1%.**

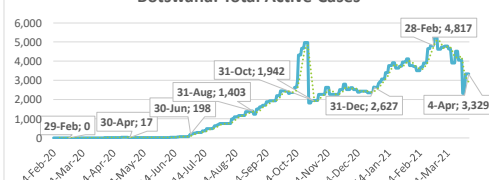
Summary of COVID-19 tracking in Southern Africa: Situation for the week ending 04 April 2021

	Date of first case	Cases				Deaths				Recovered				Active				Test	
		Total cases	New cases for the week of	New cases for the week of	Weekly change	Total deaths	New deaths for the week of	New deaths for the week of	Weekly change from Previous week	Total Recovered	New recovered for the week of	New recovered for the week of	Weekly change from Previous week	Active cases	New active for the week of	New active for the week of	Weekly change from Previous week	Total tests	Tests Per million People
		04 Apr.	28 Mar.	28 Mar.	28 Mar.	04 Apr.	28 Mar.	28 Mar.	28 Mar.	04 Apr.	28 Mar.	28 Mar.	28 Mar.	04 Apr.	28 Mar.	28 Mar.	28 Mar.	04 Apr.	28 Mar.
Southern Africa	5-Mar	1,944,879	15,178	16,328	-1,150	60,791	569	732	-163	1,831,656	15,140	20,507	-5,367	52,432	-531	-4,911	4,380	14,823,920	69,536
Angola	27-Mar	22,631	568	330	238	542	9	6	3	20,879	590	216	374	1,210	-31	108	-139	425,882	12,958
Botswana	16-Mar	40,878	2,412	2,373	-561	591	85	48	37	36,958	3,055	2,775	280	3,329	-728	150	-878	932,633	396,591
Eswatini	14-Mar	17,352	31	35	-4	668	1	2	-1	16,616	198	374	-176	68	-168	-341	173	177,293	152,817
Lesotho	13-May	10,707	21	151	-130	315	0	6	-6	4,471	33	516	-483	5,921	-12	-371	359	68,712	32,075
Madagascar	20-Mar	25,572	1,987	1,101	886	454	67	36	31	22,559	923	640	283	2,559	997	425	572	146,973	5,308
Malawi	2-Apr	33,661	180	244	-64	1,123	9	18	-9	30,686	1,075	975	100	1,852	-904	-749	-155	220,384	11,520
Mauritius	18-Mar	1,112	179	128	51	12	2	0	-2	707	66	49	17	393	111	79	32	358,675	282,029
Mozambique	27-Mar	68,119	922	985	-63	782	18	18	0	57,124	1,849	2,592	-743	10,213	-945	-1,625	680	487,021	15,582
Namibia	14-Mar	44,790	1,158	1,155	3	537	28	17	11	42,346	948	2,048	-1,100	1,907	182	-910	1,092	352,232	138,625
São Tomé & Príncipe	6-Apr	2,240	28	67	-39	35	1	0	1	2,131	73	89	-16	74	-46	-22	-24	13,396	61,125
South Africa	5-Mar	1,551,964	6,533	7,579	-1,046	52,987	324	552	-228	1,477,363	5,464	8,810	-3,346	21,614	745	-1,783	2,528	9,986,203	168,377
Zambia	18-Mar	88,930	1,058	1,423	-365	1,220	20	21	-1	85,068	721	1,089	-368	2,642	317	313	4	1,268,099	68,979
Zimbabwe	25-Mar	36,923	101	157	-56	1,525	5	8	-3	34,748	145	334	-189	650	-49	-185	136	386,417	25,999

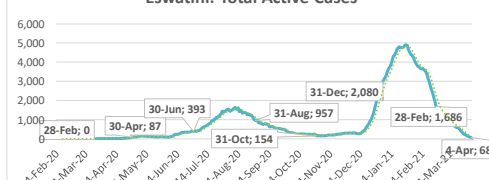
Angola: Total Active Cases



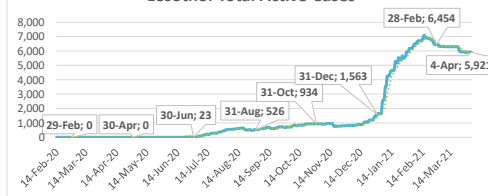
Botswana: Total Active Cases



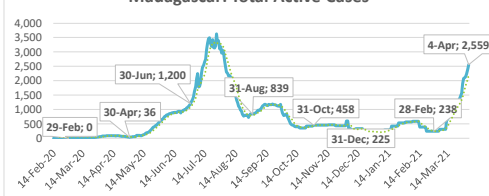
Eswatini: Total Active Cases



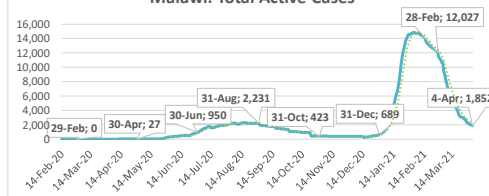
Lesotho: Total Active Cases



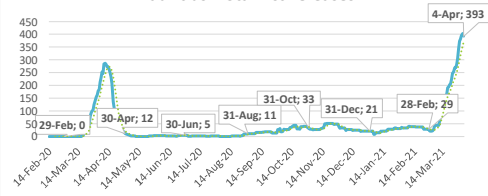
Madagascar: Total Active Cases



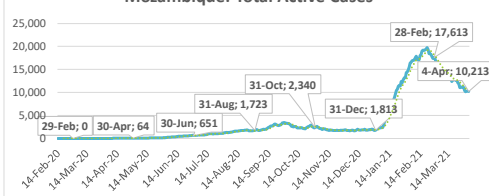
Malawi: Total Active Cases



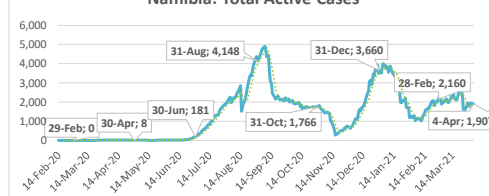
Mauritius: Total Active Cases



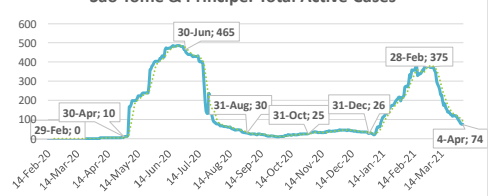
Mozambique: Total Active Cases



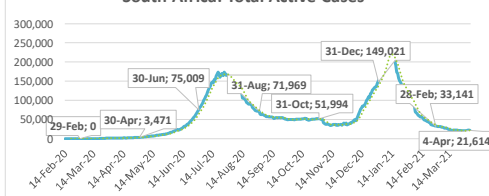
Namibia: Total Active Cases



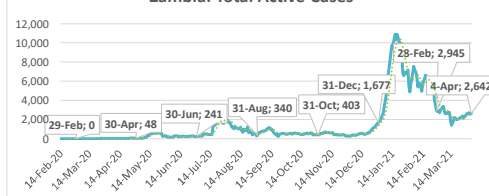
São Tomé & Príncipe: Total Active Cases



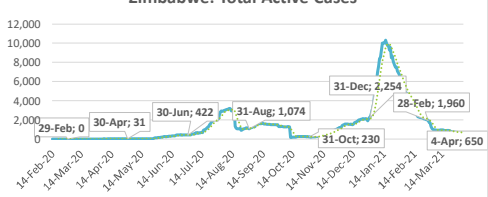
South Africa: Total Active Cases



Zambia: Total Active Cases



Zimbabwe: Total Active Cases



.....: 7-day moving average

West Africa

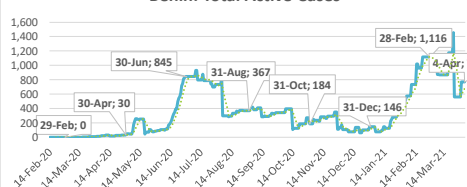
Highlights of the Covid-19 Situation in West Africa as of April 5, 2021

- **As of Sunday, April 4, 2021, the number of total cases in the West Africa region reached 438,161.** The region reported 7,134 new cases in the review week, which is an 18.6% decline compared to the new cases reported in the preceding week. The total number of deaths reported reached 5,758, recording 117 new deaths in the review week. The number of total recovered cases reached 405,961, of which 9,969 were newly recovered cases during the review week. The total number of active cases stands at 26,442, which is a decline of 2,952 cases in the review week. The decline in the number of active cases in the region during the review week is mainly attributable to Côte d'Ivoire and Nigeria.
- **Nigeria accounted for 37.2% of the total cases, while Côte d'Ivoire accounted for 22.0% of the new cases in the region during the week under review.** Liberia has the lowest number of total cases in the region at 2,042.
- **The average case fatality rate (CFR) for the region stands at 1.3%. The highest CFR in the region was reported in Liberia at 4.2% and the lowest in Côte d'Ivoire and Guinea at 0.6%.**

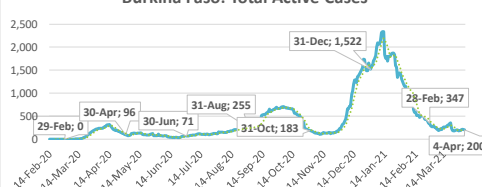
Summary of COVID-19 tracking in West Africa: Situation for the week ending 04 April 2021

	Date of first case	Cases				Deaths				Recovered				Active				Test	
		Total cases	New cases for the week of	New cases for the week of	Weekly change	Total deaths	New deaths for the week of	New deaths for the week of	Weekly change from Previous week	Total Recovered	New recovered for the week of	New recovered for the week of	Weekly change from Previous week	Active cases	New active for the week of	New active for the week of	Weekly change from Previous week	Total tests	Tests Per million People
		04 Apr.	28 Mar.	28 Mar.		04 Apr.	28 Mar.	28 Mar.		04 Apr.	28 Mar.	28 Mar.		04 Apr.	28 Mar.	28 Mar.			
West Africa	28-Feb	438,161	7,134	8,765	-1,631	5,758	117	111	6	405,961	9,969	11,194	-1,225	26,442	2,952	2,540	-412	5,986,812	15,072
Benin	16-Mar	7,313	213	282	-69	93	3	0	3	6,452	0	900	-900	768	210	-618	828	548,484	45,243
Burkina Faso	9-Mar	12,817	125	157	-32	150	5	0	5	12,467	117	312	-195	200	3	-155	158	172,575	8,256
Cabo Verde	20-Mar	17,871	746	634	112	173	8	6	2	16,480	405	323	82	1,218	333	305	28	152,304	273,934
Côte d'Ivoire	11-Mar	44,749	1,569	2,870	-1,301	255	18	17	1	42,071	3,352	2,324	1,028	2,423	-1,801	529	-2,330	536,109	20,324
Gambia, The	18-Mar	5,505	104	146	-42	166	3	2	1	5,086	56	155	-99	253	45	-11	56	55,801	23,090
Ghana	12-Mar	90,782	495	605	-110	748	8	15	-7	88,585	1,448	1,376	72	1,449	-961	-786	-175	1,007,513	32,424
Guinea	13-Mar	20,405	735	793	-58	130	10	9	1	17,458	1,033	416	617	2,817	-308	368	-676	409,771	31,202
Guinea-Bissau	27-Mar	3,662	28	66	-38	66	5	6	-1	3,012	72	70	2	584	-49	-10	-39	59,313	30,139
Liberia	16-Mar	2,042	0	0	0	85	0	0	0	1,899	0	0	0	58	0	0	0	79,684	15,755
Mali	25-Mar	10,580	709	541	168	392	13	11	2	6,959	174	157	17	3,229	522	373	149	238,212	11,763
Niger	20-Mar	5,041	54	69	-15	188	3	0	3	4,698	112	48	64	155	61	21	-82	91,550	3,782
Nigeria	28-Feb	163,195	602	856	-254	2,058	10	18	-8	151,998	1,690	2,409	-719	9,139	-1,098	-1,571	-473	1,767,694	8,575
Senegal	2-Mar	39,024	504	687	-183	1,063	26	24	2	37,684	931	2,186	-1,255	277	-453	-1,523	1,070	444,933	26,573
Sierra Leone	31-Mar	3,988	18	22	-4	79	0	0	0	2,824	23	11	12	1,085	-5	11	-16	140,903	17,664
Togo	6-Mar	11,187	1,232	1,037	195	112	5	3	2	8,288	556	507	49	2,787	671	527	144	281,966	34,059

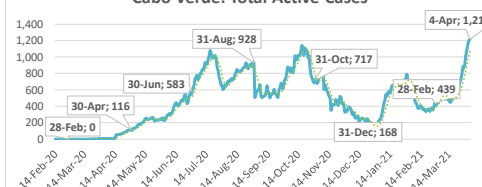
Benin: Total Active Cases



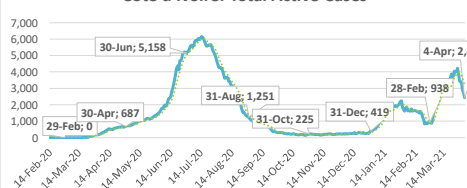
Burkina Faso: Total Active Cases



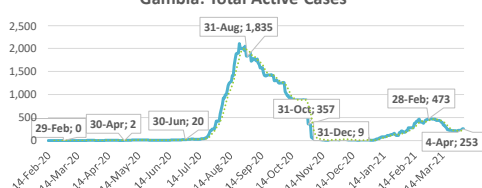
Cabo Verde: Total Active Cases



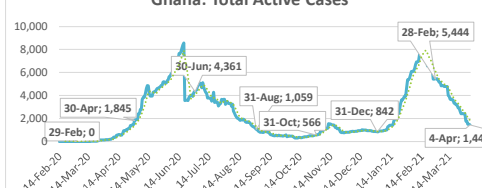
Côte d'Ivoire: Total Active Cases



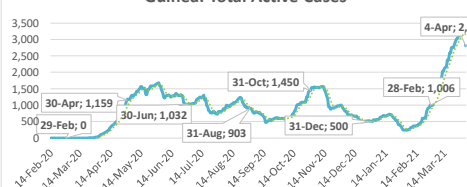
Gambia: Total Active Cases



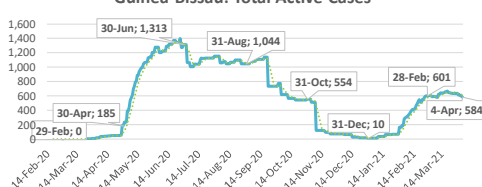
Ghana: Total Active Cases



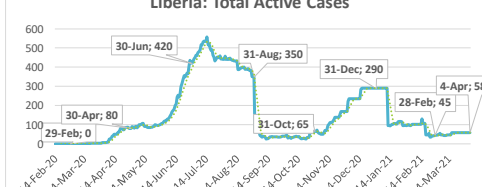
Guinea: Total Active Cases



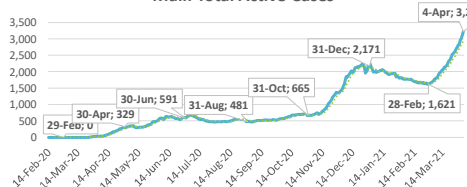
Guinea-Bissau: Total Active Cases



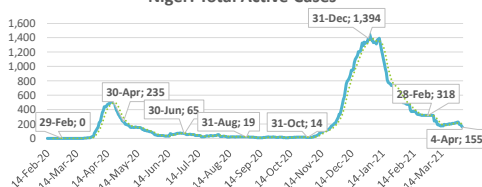
Liberia: Total Active Cases



Mali: Total Active Cases



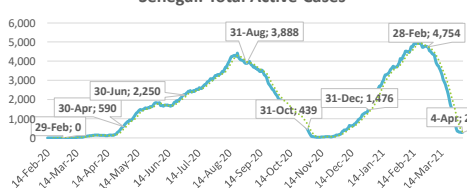
Niger: Total Active Cases



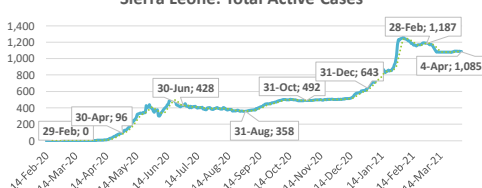
Nigeria: Total Active Cases



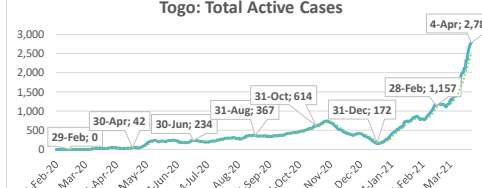
Senegal: Total Active Cases



Sierra Leone: Total Active Cases



Togo: Total Active Cases



.....: 7-day moving average