



AFRICAN DEVELOPMENT BANK GROUP

Weekly Data Flash on Covid-19 in Africa¹:

The situation as of Sunday, September 19, 2021

Statistics Department (ECST)

¹ This briefing note has been prepared by Roza Mamuye Bora, Senior Statistician; Anouar Chaouch, Statistician; Soumaila Karambiri, Statistical Assistant; Regis Hauhouot Stephane, Statistical Assistant and Desire Lakpa Guy, Statistical Assistant; and Robert Maate, Chief Statistician under the supervision of Louis Kouakou, Division Manager ECST.1

Contents

	Page
Highlights of the Covid-19 Situation in Africa as of September 19, 2021	1
Data Annexes: Africa	4
Highlights of the Covid-19 Situation in Central Africa as of September 19, 2021	6
Data Annexes: Central Africa	8
Highlights of the Covid-19 Situation in East Africa as of September 19, 2021	9
Data Annexes: East Africa	11
Highlights of the Covid-19 Situation in North Africa as of September 19, 2021	12
Data Annexes: North Africa	14
Highlights of the Covid-19 Situation in Southern Africa as of September 19, 2021	15
Data Annexes: Southern Africa	17
Highlights of the Covid-19 Situation in West Africa as of September 19, 2021	18
Data Annexes: West Africa	20

Highlights of the Covid-19 Situation in Africa for the Week Ending September 19, 2021 ²

Vaccinations: Status Update

- **In the week ending September 19, 2021, over 232.7 million new Covid-19 vaccinations were administered globally, leading to an accumulated total of nearly 6.0 billion since the start of the program.** In terms of the geographical distribution, China accounts for 36.5% of the total number of Covid-19 vaccinations administered to date, followed by India at 13.6% and the USA at 6.5%.
- **The number of African countries with data on Covid-19 vaccinations stands at 51.** As of September 19, 2021, a total of 130,045,528² vaccinations had been administered in Africa, which represents 2.2% of total global vaccinations. Morocco accounts for 28.6% of the vaccinations carried out in Africa to date, followed by South Africa (12.3%) and Egypt (9.4%). According to the latest data from Africa CDC, 3.27% of Africa's population are fully vaccinated of which 3.02% received 2 doses of vaccines. In addition, 5.55% have received one dose and waiting for the second one.

Covid-19 Testing in Africa

- **As of Sunday, September 19, 2021, over 70.9 million tests for Covid-19 had been administered in Africa, of which over 1.4 million were reported this week.** Nine countries collectively account for 66.7% of the tests conducted in Africa as of September 19, 2021 namely, South Africa (24.5%), Morocco (13.4%), Egypt (5.2%), Ethiopia (4.8%), Nigeria (4.2%), Tunisia (4.0%), Rwanda (3.8%), Kenya (3.5%) and Zambia (3.4%).
- **The average number of tests per 1 million people in Africa as of September 19, 2021 stands at 52,960, which is an increase of 2.0% compared to last week.** Botswana continues to lead on this indicator with 728,488 tests per 1 million people, followed by Cabo Verde (608,669), Gabon (517,177), South Africa (292,587), Eswatini (289,908) and Mauritius (282,777).

Confirmed, New and Active Global Covid-19 Cases

- **Globally, the total number of confirmed Covid-19 cases since the start of the pandemic reached 228,501,192, of which 89.8% have recovered.** The majority of cases (32.3%) occurred in Asia, followed by Europe (25.1%), North America (22.5%), South America (16.4%) and Africa (3.6%).
- **The number of new cases reported globally in the review week amounted to 3,876,921, indicating a decline of 2.6% compared to the new cases recorded in the preceding week.**

² The vaccination figures indicate the total number of vaccines given regardless of how many doses one received.

- **The number of global deaths due to Covid-19 reached 4,691,333, of which 60,956 were recorded in the week ending September 19, 2021;** this was 16.5% higher than the number of deaths recorded in the previous week. The number of global active cases declined by 231,848 cases in the week under review making a total of 18,677,080 as of September 19, 2021.
- **Africa makes 3.6% of the total global cases, 4.4% of deaths, 3.6% of recovered cases and 2.7% of active cases as of September 19, 2021, as detailed below.**

Confirmed, New and Active Covid-19 Cases in Africa

- **As of September 19, 2021, the total number of confirmed cases in Africa reached 8,158,320³,** 70.0% of which were in seven countries, namely South Africa (35.3%), Morocco (11.3%), Tunisia (8.6%), Ethiopia (4.1%), Libya (4.1%), Egypt (3.6%) and Kenya (3.0%). The five countries with the lowest total number of reported cases were São Tomé & Príncipe, Comoros, Chad, Liberia, and Niger, with cases ranging between 3,043 in São Tomé & Príncipe and 5,957 in Niger, collectively accounting for 0.3% of the confirmed cases in Africa. Considering population size, Seychelles, Botswana, Cabo Verde, Tunisia and Namibia are the five countries with the highest number of confirmed cases per million people with rates ranging from 211,360 in Seychelles to 48,834 in Namibia.
- **In the week under review, a total of 104,765 new cases were reported in Africa,** which is a 19.7% decline compared to the previous week. These new cases in Africa account for 2.7% of the weekly new cases recorded globally. The Southern Africa region accounted for 38.7% of the weekly new cases in Africa, followed by North Africa (32.5%), East Africa (17.0%), West Africa (8.9%) and Central Africa (2.9%).
- **The total number of active cases in Africa declined by 63,685 cases to 502,913 in the week under review.** Currently, six countries collectively account for 62.8% of the active cases in Africa, namely Libya (15.8%), South Africa (12.7%), Algeria (11.5%), Rwanda (9.7%), Egypt (5.9%) and Ethiopia (5.4%).
- **From a regional perspective, Southern Africa, North Africa and West Africa recorded declines in active cases in the last four weeks.**

Deaths and the Case Fatality Rates in Africa

- **As of September 19, 2021, a total of 206,025 deaths had been reported in Africa since the start of the pandemic,** of which 52.6% were in Southern Africa, 32.2% in North Africa, 9.3% in East Africa, 4.4% in West Africa and 1.6% in Central Africa. The five countries with the highest number of reported deaths due to Covid-19 since the start of the pandemic are South Africa, Tunisia, Egypt, Morocco and Algeria, ranging from 86,174 in South Africa to 5,694 in Algeria. A total of 3,013 new deaths were reported in Africa in the week under review, which is a decline of 19.6% compared to the preceding week.

³ Tanzania has not released new data on Covid-19 for the past four weeks after briefly resuming in July 2021. Cameroon, Lesotho and Liberia have not released new data for this week

- **The case fatality rate (CFR), i.e. deaths per confirmed cases for Africa, stands at 2.5%, which is higher than the global CFR rate of 2.1%.** Regionally, West Africa has the lowest CFR at 1.4%, followed by Central Africa at 1.5%, East Africa at 2.1%, North Africa at 2.7% and Southern Africa at 2.8%. As of September 19, 2021, nineteen African countries recorded CFRs higher than the African average with the highest in Sudan at 7.6%, followed by Egypt (5.7%), Somalia (5.6%), Liberia (4.8%), Malawi (3.7%), Comoros (3.6%), Mali (3.6%), Zimbabwe (3.6%), Chad (3.5%), Tunisia (3.5%), Niger (3.4%), The Gambia (3.4%), South Africa (3.0%), Lesotho (2.8%), Algeria (2.8%), Namibia (2.7%), Angola (2.7%), Eswatini (2.6%) and Uganda (2.6%).

Recovery Rates in Africa

- **As of September 19, 2021, the number of recovered cases in Africa reached 7,449,382, representing 91.3% of its total confirmed cases.** Regionally, the recovery rates stand at 94.5% for Southern Africa, 93.8% for West Africa, 89.4% for North Africa, 83.8% for East Africa, and 81.2% for Central Africa. In the week under review, 165,437 newly recovered cases were reported.

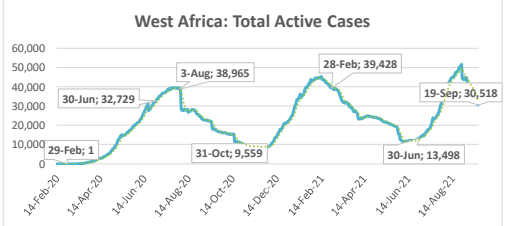
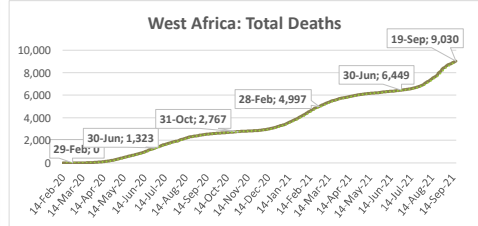
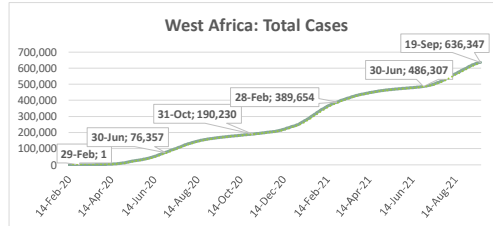
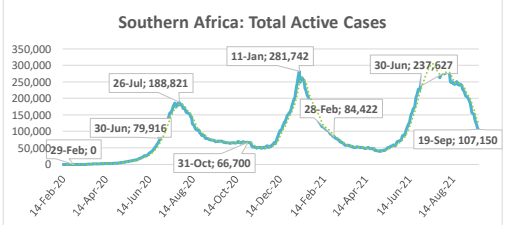
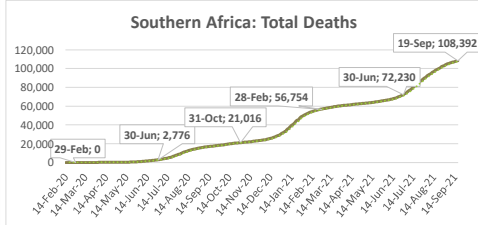
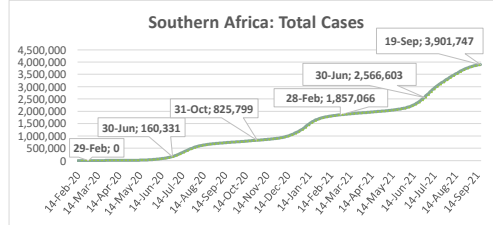
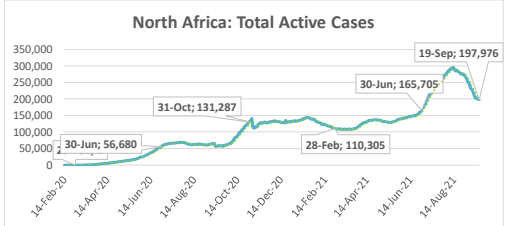
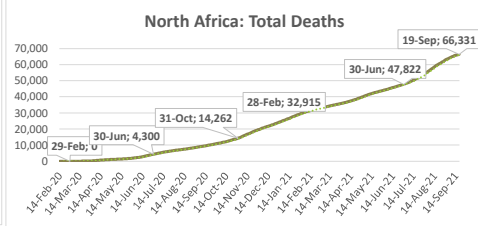
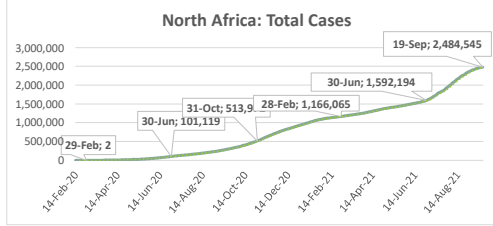
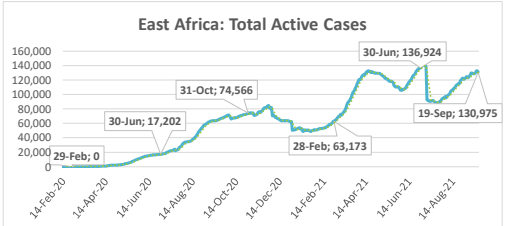
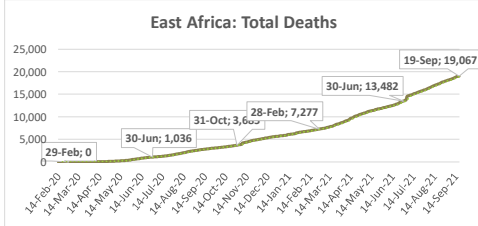
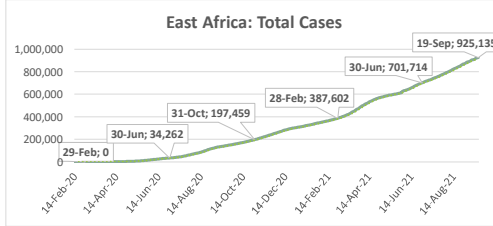
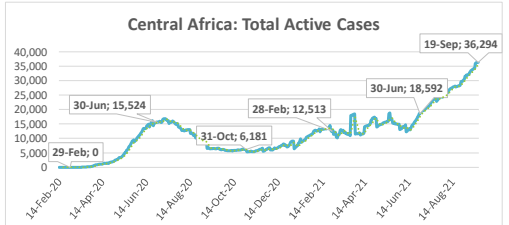
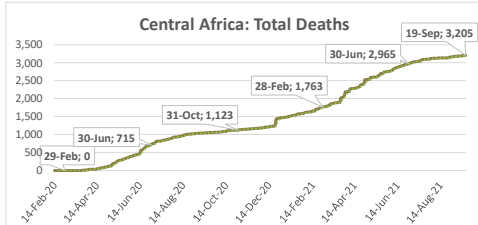
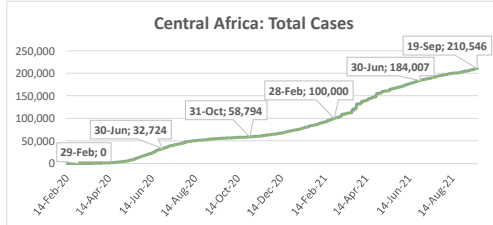
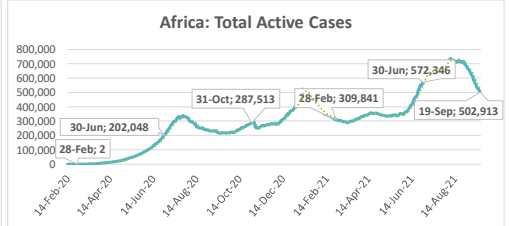
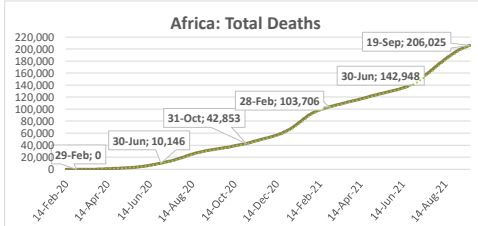
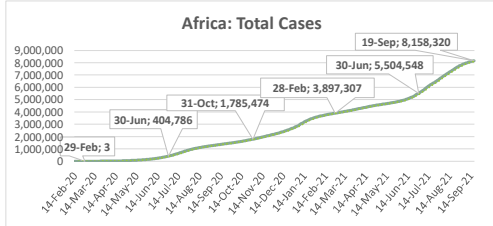
Status of Vaccinations Administered in Africa and Selected Global Countries for the Week Ending 19 September 2021					
	Vaccinations				
	Total vaccinations	% of population vaccinated	New vaccinations for the week of	New vaccinations for the week of	Weekly change
			19 Sep.	12 Sep.	
World	5,952,519,271	76.4	232,755,647	235,759,324	-3,003,677
AFRICA	130,045,528	9.7	10,730,820	12,056,611	-1,325,791
Algeria	9,989,662	23.2	1,989,662	3,853,909	-1,864,247
Angola	2,469,333	7.5	383,008	0	383,008
Benin	175,926	1.5	1,852	21,375	-19,523
Botswana	587,595	25.0	13,904	45,688	-31,784
Burkina Faso	166,160	0.8	57,361	0	57,361
Cabo Verde	368,789	66.3	59,788	0	59,788
Cameroon	444,521	1.7	8,845	7,421	1,424
Central African Rep	102,591	2.1	0	20,508	-20,508
Chad	86,821	0.5	26,390	20,102	6,288
Comoros	175,038	20.1	0	0	0
Congo DRC	120,062	0.1	8,920	13,324	-4,404
Congo Rep	319,231	5.8	9,656	19,288	-9,632
Côte d'Ivoire	1,698,973	6.4	192,684	136,166	56,518
Djibouti	66,010	6.7	1,289	4,580	-3,291
Egypt	12,194,537	11.9	1,424,703	1,378,369	46,334
Equatorial Guinea	375,200	26.7	8,364	8,331	33
Eswatini	210,277	18.1	1,736	0	1,736
Ethiopia	2,960,109	2.6	206,101	298,217	-92,116
Gabon	146,464	6.6	0	15,666	-15,666
Gambia, The	351,281	14.5	0	0	0
Ghana	1,271,393	4.1	0	0	0
Guinea	1,387,699	10.6	54,017	133,996	-79,979
Guinea Bissau	31,090	1.6	0	0	0
Kenya	3,351,109	6.2	319,381	177,066	142,315
Lesotho	71,597	3.3	0	0	0
Liberia	113,680	2.2	0	0	0
Libya	1,393,696	20.3	119,620	143,591	-23,971
Madagascar	197,001	0.7	0	0	0
Malawi	1,001,022	5.2	31,377	25,879	5,498
Mali	370,529	1.8	26,378	27,091	-713
Mauritania	826,529	17.8	261,095	0	261,095
Mauritius	1,625,865	127.8	34,451	26,440	8,011
Morocco	37,238,088	100.9	966,888	1,630,665	-663,777
Mozambique	3,427,486	11.0	1,129,644	0	1,129,644
Namibia	374,178	14.7	21,216	23,900	-2,684
Niger	621,853	2.6	130,115	0	130,115
Nigeria	5,858,737	2.8	681,868	744,587	-62,719
Rwanda	2,882,134	22.3	237,685	470,166	-232,481
Sao Tome	45,088	20.6	6,109	4,511	1,598
Senegal	1,768,064	10.6	23,966	11,736	12,230
Seychelles	145,620	148.1	0	2,130	-2,130
Sierra Leone	221,110	2.8	27,553	0	27,553
Somalia	351,305	2.2	41,300	14,898	26,402
South Africa	15,992,374	27.0	1,301,788	1,235,763	66,025
South Sudan	67,109	0.6	7,244	2,715	4,529
Sudan	1,423,327	3.2	294,273	299,372	-5,099
Togo	651,941	7.9	0	116,423	-116,423
Tunisia	7,017,171	59.4	227,363	594,238	-366,875
Uganda	1,697,748	3.7	103,801	198,629	-94,828
Zambia	648,103	3.5	11,503	43,737	-32,234
Zimbabwe	4,964,302	33.4	277,922	286,134	-8,212
Americas					
Brazil	222,322,654	105.3	12,047,272	9,560,638	2,486,634
Canada	55,060,361	146.5	660,638	588,414	72,224
U.S.A	385,586,012	117.5	5,344,109	5,752,979	-408,870
Asia					
China	2,174,043,000	155.5	31,463,000	42,193,000	-10,730,000
India	808,389,296	59.2	64,667,549	56,317,101	8,350,448
Europe					
France	92,262,410	137.6	1,407,652	2,026,132	-618,480
Germany	105,407,388	126.8	1,425,701	1,543,835	-118,134
Israel	14,732,087	162.7	308,276	275,567	32,709
U.K.	93,002,090	139.2	587,627	790,933	-203,306
Middle East					
Saudi Arabia	40,888,115	119.3	1,281,940	1,536,861	-254,921
U.A.E.	19,445,872	199.0	503,329	532,035	-28,706

Total of vaccinations

% of population vaccinated

Summary of COVID-19 tracking in Africa: Situation for the week ending 19 September 2021

	Date of first case	Cases				Deaths				Recovered				Active				Test	
		Total cases	New cases for the week of	New cases for the week of	Weekly change from Previous week	Total deaths	New deaths for the week of	New deaths for the week of	Weekly change from Previous week	Total Recovered	New recovered for the week of	New recovered for the week of	Weekly change from Previous week	Active cases	New active for the week of	New active for the week of	Weekly change from Previous week	Total tests	Tests Per million People
			19 Sep.	12 Sep.			19 Sep.	12 Sep.			19 Sep.	12 Sep.			19 Sep.	12 Sep.			
World	31-Dec-19	228,501,192	3,876,921	3,981,780	-104,859	4,691,333	60,956	52,328	8,628	205,132,779	4,047,813	4,100,339	-52,526	18,677,080	231,848	-170,887	-60,961	3,394,759,936	435,516
Africa	14-Feb-20	8,158,320	104,765	130,448	-25,683	206,025	3,013	3,746	-733	7,449,382	165,437	199,596	-34,159	502,913	-63,685	-72,894	9,209	70,904,926	52,960
Central Africa	6-Mar-20	210,546	3,078	2,232	846	3,205	22	13	9	171,047	615	383	232	36,294	2,441	1,836	605	4,038,334	27,564
East Africa	13-Mar-20	925,135	17,859	18,031	-172	19,067	445	411	34	775,093	15,354	12,292	3,062	130,975	2,060	5,328	-3,268	11,865,230	31,599
North Africa	14-Feb-20	2,484,545	34,000	45,859	-11,859	66,331	818	1,358	-540	2,220,238	47,051	77,279	-30,228	197,976	-13,869	-32,778	18,909	18,376,455	89,018
Southern Africa	5-Mar-20	3,901,747	40,542	50,950	-10,408	108,392	1,503	1,753	-250	3,686,205	85,620	94,339	-8,719	107,150	-46,581	-45,142	-1,439	26,914,716	126,251
West Africa	28-Feb-20	636,347	9,286	13,376	-4,090	9,030	225	211	14	596,799	16,797	15,303	1,494	30,518	-7,736	-2,138	-5,598	9,710,191	24,446



.....: 7-day moving average

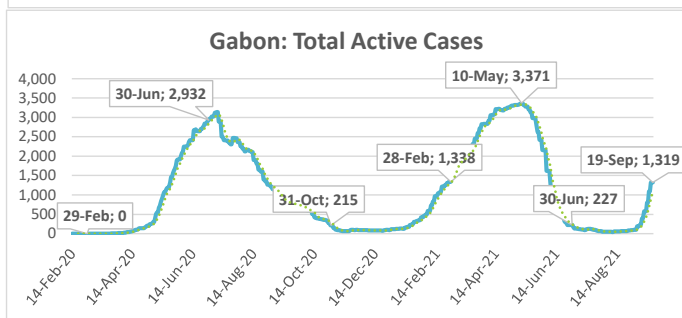
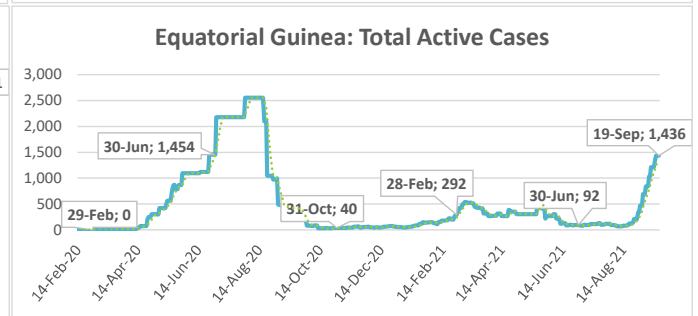
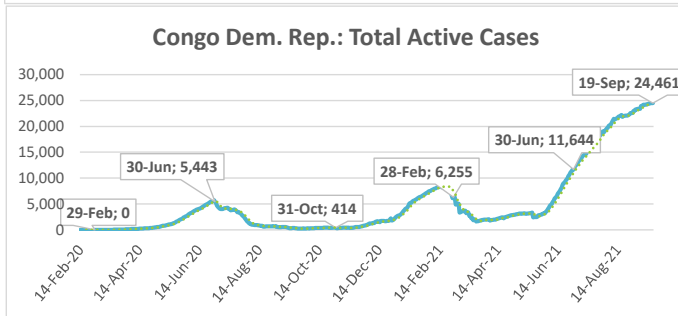
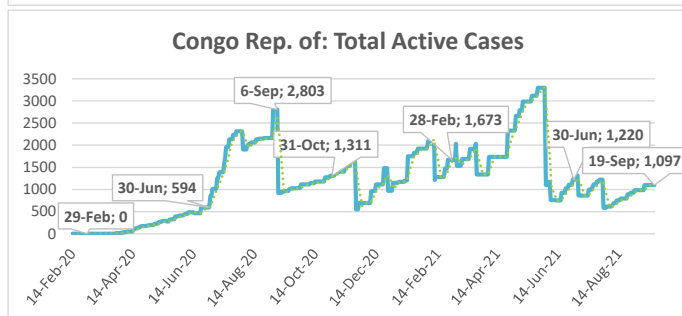
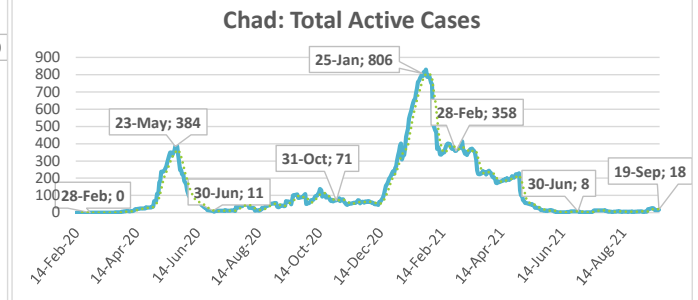
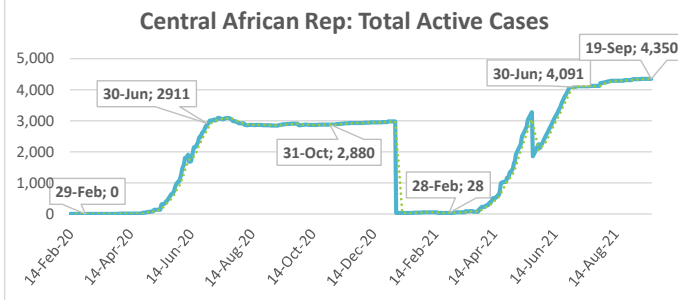
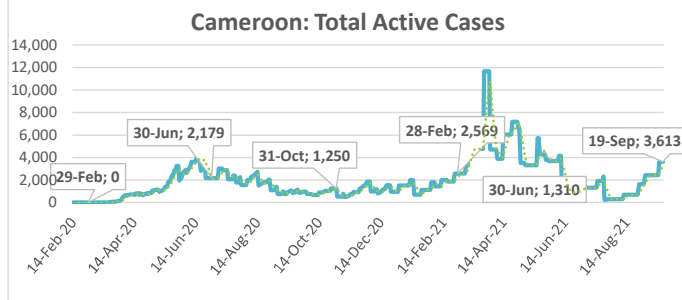
Central Africa

Highlights of the Covid-19 Situation in Central Africa for the Week Ending September 19, 2021

- **As of Sunday, September 19, 2021, the number of reported total cases in the Central Africa region reached 210,546.** The region reported 3,078 new cases during the week, which is a 37.9% increase compared to the preceding week. The total number of deaths reported since the start of the pandemic reached 3,205, recording 22 new deaths during the week. The number of total recovered cases reached 171,047, of which 0.4% were newly recovered cases during the week. The total number of active cases stands at 36,294, indicating an increase of 2,441 cases during the week. The weekly increase in the number of active cases in the region is largely attributed to Cameroon, and Gabon to a lesser extent.
- **Cameroon accounted for 40.6% of the total cases reported in the region since the start of the pandemic and 39.1% of the new cases reported during the week.** Chad has recorded the lowest number of total cases in the Central region since the start of the pandemic at 5,029.
- **The average case fatality rate (CFR) for the region stands at 1.5%. The highest CFR in the region was reported in Chad at 3.5% and the lowest in Gabon at 0.6%.**

Summary of COVID-19 tracking in Central Africa: Situation for the week ending 19 September 2021

	Date of first case	Cases				Deaths				Recovered				Active				Test	
		Total cases	New cases for the week of	New cases for the week of	Weekly change	Total deaths	New deaths for the week of	New deaths for the week of	Weekly change from Previous week	Total Recovered	New recovered for the week of	New recovered for the week of	Weekly change from Previous week	Active cases	New active for the week of	New active for the week of	Weekly change from Previous week	Total tests	Tests Per million People
			19 Sep.	12 Sep.			19 Sep.	12 Sep.			19 Sep.	12 Sep.			19 Sep.	12 Sep.			
Central Africa	6-Mar-20	210,546	3,078	2,232	846	3,205	22	13	9	171,047	615	383	232	36,294	2,441	1,836	605	4,038,334	27,564
Cameroon	6-Mar-20	85,414	1,204	0	1,204	1,368	11	0	11	80,433	0	0	0	3,613	1,193	0	1,193	1,899,523	71,556
Central African Rep.	15-Mar-20	11,309	0	13	-13	100	0	0	0	6,859	0	0	0	4,350	0	13	-13	65,117	13,482
Chad	19-Mar-20	5,029	13	20	-7	174	0	0	0	4,837	21	0	21	18	-8	20	-28	143,688	8,748
Congo Rep. of	15-Mar-20	13,701	0	113	-113	183	0	0	0	12,421	0	0	0	1,097	0	113	-113	222,050	40,240
Congo Dem. Rep.	10-Mar-20	56,387	291	789	-498	1,068	0	7	-7	30,858	0	0	0	24,461	291	782	-491	345,981	3,863
Equatorial Guinea	14-Mar-20	11,063	565	738	-173	137	6	3	3	9,490	338	213	125	1,436	221	522	-301	210,877	150,306
Gabon	12-Mar-20	27,643	1,005	559	446	175	5	3	2	26,149	256	170	86	1,319	744	386	358	1,151,098	517,177



.....: 7-day moving average

East Africa

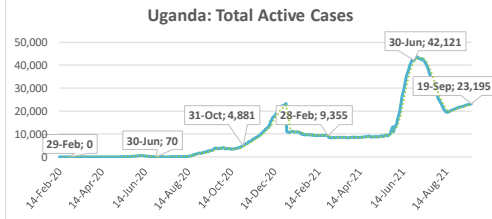
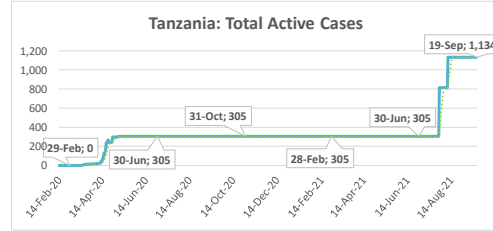
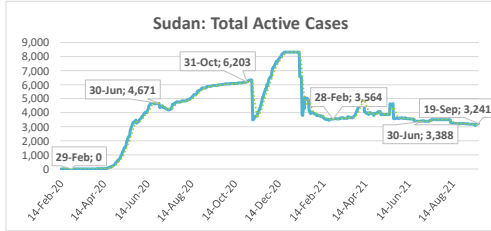
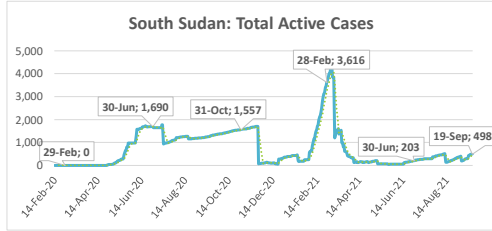
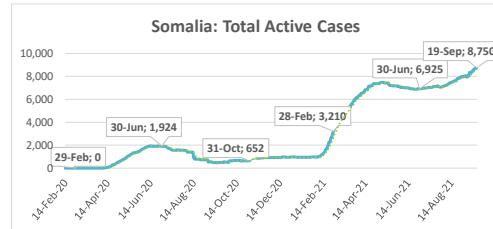
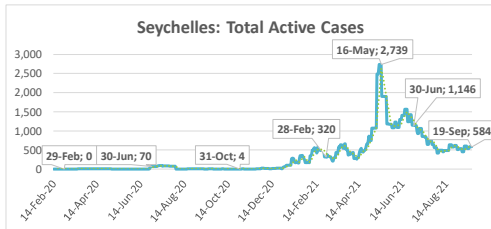
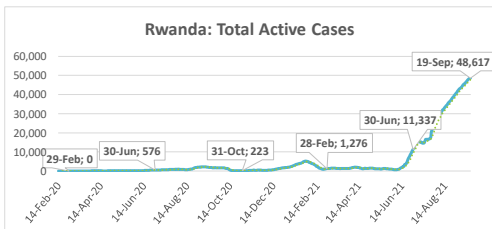
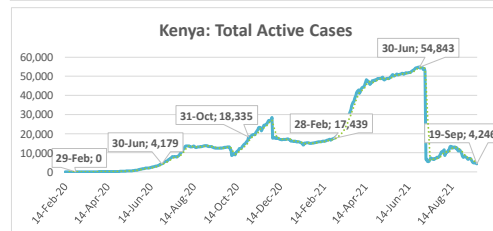
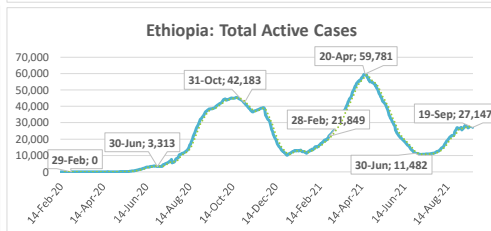
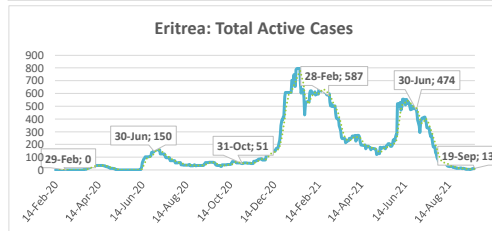
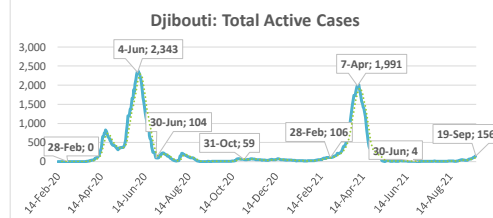
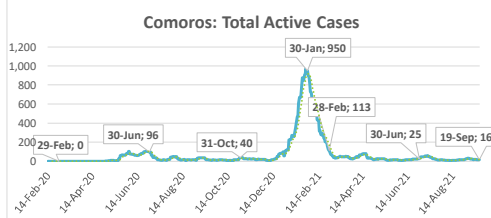
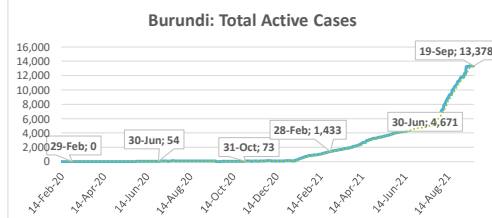
Highlights of the Covid-19 Situation in East Africa for the Week Ending September 19, 2021

- **As of Sunday, September 19, 2021, the number of total cases in the East Africa region reached 925,135.** The region reported 17,859 new cases in the week, which is 1.0% lower compared to the preceding week. The total number of deaths reported reached 19,067, recording 445 new deaths during the week. The number of total recovered cases reached 775,093, of which 2.0% were newly recovered cases during the week. The total number of active cases stands at 130,975, indicating an increase of 2,060 cases in the week. The weekly increase in the number of active cases in the region is mainly attributable to Rwanda.
- **Ethiopia accounted for 36.0% of the total cases reported in the region since the start of the pandemic and 55.2% of the new cases in the region during the week.** Comoros has reported the lowest number of total cases in the region since the start of the pandemic at 4,106.¹
- **The average case fatality rate (CFR) for the region stands at 2.1%. The highest CFR in the region was reported in Sudan at 7.6% and the lowest in Burundi at 0.3%.**

¹ This precludes Tanzania, which has not released new data in the past four weeks after resuming reporting in July 2021.

Summary of COVID-19 tracking in East Africa: Situation for the week ending 19 September 2021

	Date of first case	Cases				Deaths				Recovered				Active				Test	
		Total cases	New cases for the week of	New cases for the week of	Weekly change	Total deaths	New deaths for the week of	New deaths for the week of	Weekly change from Previous week	Total Recovered	New recovered for the week of	New recovered for the week of	Weekly change from Previous week	Active cases	New active for the week of	New active for the week of	Weekly change from Previous week	Total tests	Tests Per million People
		19 Sep.	12 Sep.	12 Sep.		19 Sep.	12 Sep.	12 Sep.		19 Sep.	12 Sep.	12 Sep.		19 Sep.	12 Sep.	12 Sep.			
East Africa	13-Mar-20	925,135	17,859	18,031	-172	19,067	445	411	34	775,093	15,354	12,292	3,062	130,975	2,060	5,328	-3,268	11,865,230	31,599
Burundi	31-Mar-20	14,189	142	1,462	-1,320	38	0	0	0	773	0	0	0	13,378	142	1,462	-1,320	647,978	54,494
Comoros	2-May-20	4,106	9	11	-2	147	0	0	0	3,943	12	22	-10	16	3	-11	8	6,227	7,161
Djibouti	18-Mar-20	12,040	180	83	97	159	2	0	2	11,725	98	38	60	156	80	45	35	214,681	217,288
Eritrea	21-Mar-20	6,671	16	7	9	40	0	2	-2	6,618	7	10	-3	13	9	-5	14	23,693	6,681
Ethiopia	13-Mar-20	332,961	9,857	8,120	1,737	5,130	201	166	35	300,684	9,936	6,757	3,179	27,147	-280	1,197	-1,477	3,384,314	29,438
Kenya	13-Mar-20	246,530	2,805	3,553	-748	4,989	83	120	-37	237,295	4,377	4,835	-458	4,246	-1,655	1,402	253	2,498,049	46,457
Rwanda	14-Mar-20	95,257	2,637	2,852	-215	1,210	38	48	-10	45,430	34	37	-3	48,617	2,565	2,767	-202	2,684,809	207,286
Seychelles	15-Mar-20	20,943	350	363	-13	114	6	4	-2	20,245	365	293	72	584	-21	66	-87	21,504	218,654
Somalia	16-Mar-20	19,004	631	541	90	1,063	40	21	19	9,191	191	104	87	8,750	400	416	-16	218,496	13,748
South Sudan	5-Apr-20	11,814	204	110	94	121	1	0	-1	11,195	0	9	-9	498	203	101	102	219,648	19,622
Sudan	13-Mar-20	38,041	326	0	326	2,878	41	0	41	31,922	224	23	201	3,241	61	23	84	294,629	6,719
Tanzania	16-Mar-20	1,367	---	---	---	50	---	---	---	183	---	---	---	1,134	---	---	---	3,880	65
Uganda	21-Mar-20	122,212	702	929	-227	3,128	33	50	-17	95,889	110	164	-54	23,195	559	715	-156	1,647,322	36,014



..... 7-day moving average

North Africa

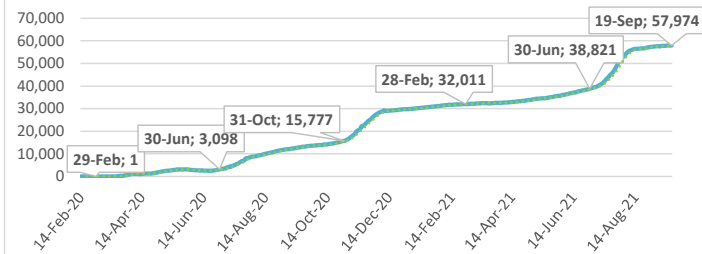
Highlights of the Covid-19 Situation in North Africa for the Week Ending September 19, 2021

- **As of Sunday, September 19, 2021, the number of total cases in the North Africa region reached 2,484,545.** The region reported 34,000 new cases in the week, which is a 25.9% decline compared to the preceding week. The total number of deaths reported reached 66,331 and recorded 818 new deaths during the week. The number of total recovered cases reached 2,220,238, of which 2.1% were newly recovered cases during the week. The total number of active cases stands at 197,976, indicating a decline of 13,869 cases during the week. The weekly decline in the number of active cases in the region is mainly attributable to Morocco. All countries in the region, except Algeria and Egypt, recorded decline in their active cases.
- **Morocco accounted for 37.0% of the total cases reported in the region since the start of the pandemic and 44.2% of the new cases in the region during the week.** Mauritania has reported the lowest number of total cases in the region since the start of the pandemic which have accumulated to a total of 35,462.
- **The average case fatality rate (CFR) for the region currently stands at 2.7%. The highest CFR in the region was recorded in Egypt at 5.7% and the lowest in Libya at 1.4%.**

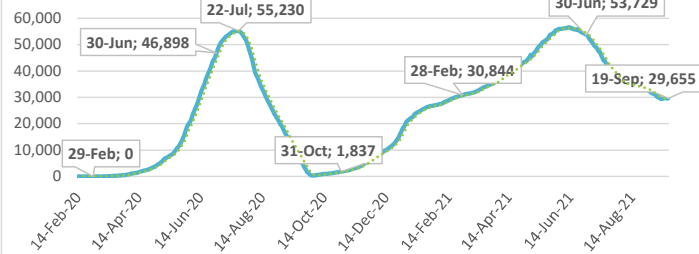
Summary of COVID-19 tracking in North Africa: Situation for the week ending 19 September 2021

	Date of first case	Cases				Deaths				Recovered				Active				Test	
		Total cases	New cases for the week of	New cases for the week of	Weekly change	Total deaths	New deaths for the week of	New deaths for the week of	Weekly change from Previous week	Total Recovered	New recovered for the week of	New recovered for the week of	Weekly change from Previous week	Active cases	New active for the week of	New active for the week of	Weekly change from Previous week	Total tests	Tests Per million People
			19 Sep.	12 Sep.			19 Sep.	12 Sep.			19 Sep.	12 Sep.			19 Sep.	12 Sep.			
North Africa	14-Feb-20	2,484,545	34,000	45,859	-11,859	66,331	818	1,358	-540	2,220,238	47,051	77,279	-30,228	197,976	-13,869	-32,778	18,909	18,376,455	89,018
Algeria	26-Feb-20	201,600	1,532	2,064	-532	5,694	116	158	-42	137,932	1,270	1,704	-434	57,974	146	202	-56	230,861	5,265
Egypt	14-Feb-20	296,929	3,972	2,930	1,042	16,970	99	82	17	250,304	3,578	4,762	-1,184	29,655	295	-1,914	2,209	3,693,367	36,091
Libya	25-Mar-20	330,945	7,015	8,512	-1,497	4,501	74	104	-30	246,809	9,144	10,372	-1,228	79,635	-2,203	-1,964	-239	1,619,061	235,627
Mauritania	14-Mar-20	35,462	584	674	-90	766	12	21	-9	33,683	811	1,304	-493	1,013	-239	-651	412	464,661	99,934
Morocco	5-Mar-20	919,681	15,034	20,562	-5,528	13,910	364	473	-109	882,155	24,500	34,325	-9,825	23,616	-9,830	-14,236	4,406	9,513,141	257,735
Tunisia	5-Mar-20	699,928	5,863	11,117	-5,254	24,490	153	520	-367	669,355	7,748	24,812	-17,064	6,083	-2,038	-14,215	12,177	2,855,364	241,599

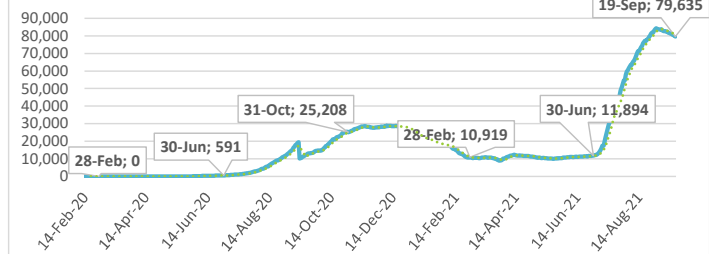
Algeria: Total Active Cases



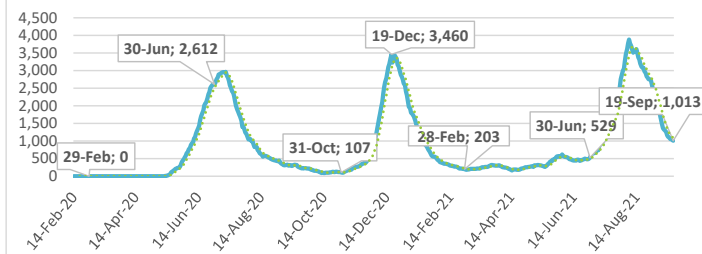
Egypt: Total Active Cases



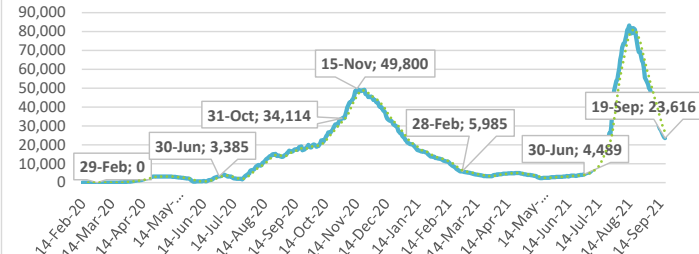
Libya: Total Active Cases



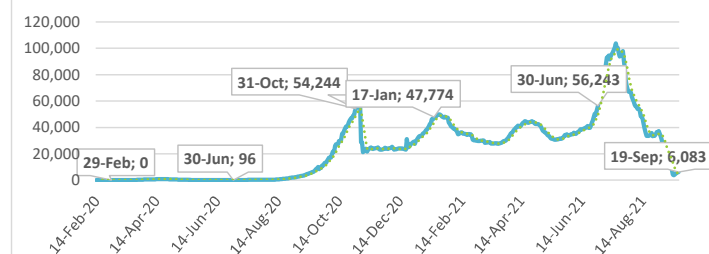
Mauritania: Total Active Cases



Morocco: Total Active Cases



Tunisia: Total Active Cases



.....: 7-day moving average

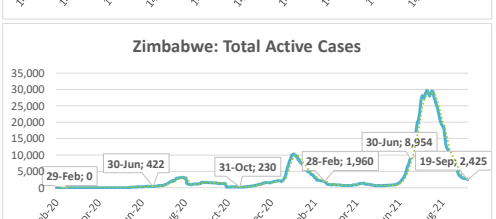
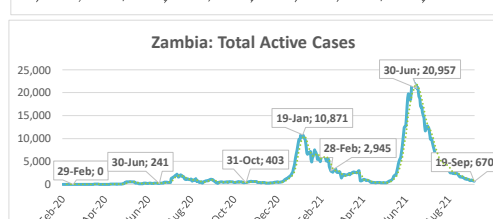
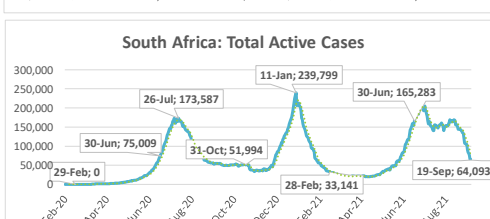
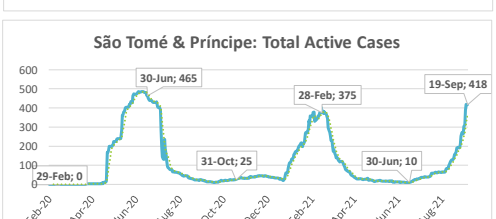
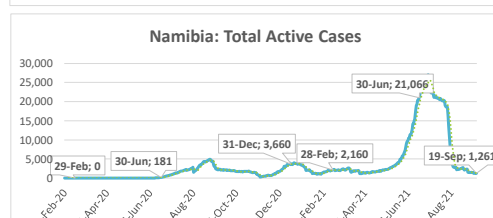
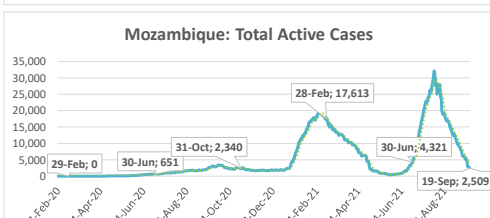
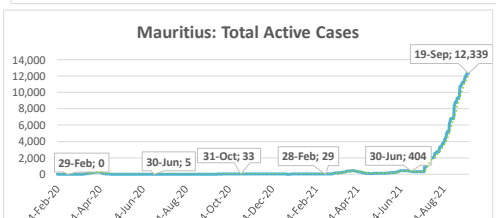
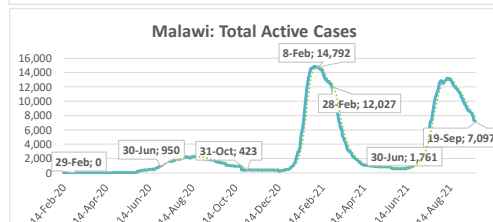
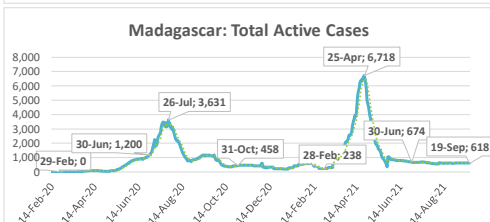
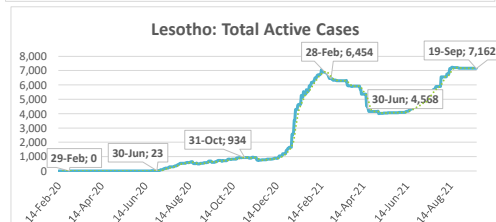
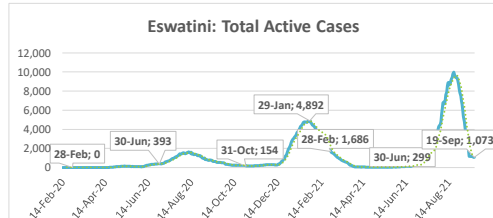
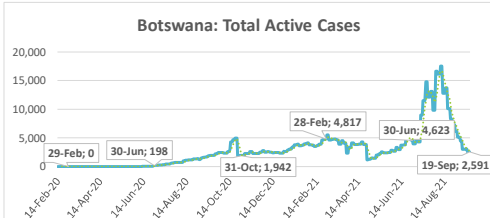
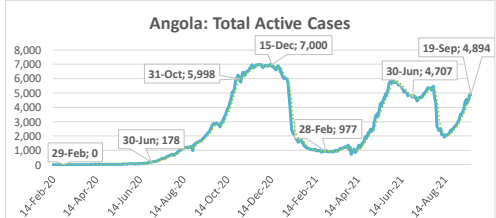
Southern Africa

Highlights of the Covid-19 Situation in Southern Africa for the Week Ending September 19, 2021

- **As of Sunday, September 19, 2021, the number of total cases in the Southern Africa region reached 3,901,747.** The region reported 40,542 new cases in the week, which is a 20.4% decline compared to the preceding week. The total number of deaths reported reached 108,392, recording 1,503 new deaths during week. The total number of recovered cases reached 3,686,205, of which 2.3% were newly recovered cases during the week. The total number of active cases stands at 107,150, indicating a decline of -46,581 cases in the week. Around 90% of the weekly decline in the number of active cases in the region is attributable to South Africa. All countries in the region, except Angola and São Tomé & Príncipe, recorded increases in active cases of varying degrees.
- **South Africa accounted for 73.9% of the total cases reported in the region since the start of the pandemic and 60.3% of the new cases in the region during the week.** São Tomé & Príncipe has the lowest number of total cases reported in the region at 3,043.
- **The average case fatality rate (CFR) for the region stands at 2.8%. The highest CFR in the region was reported in Malawi at 3.7% and the lowest in Mauritius at 0.4%.**

Summary of COVID-19 tracking in Southern Africa: Situation for the week ending 19 September 2021

	Date of first case	Cases				Deaths				Recovered				Active				Test	
		Total cases	New cases for the week of	New cases for the week of	Weekly change	Total deaths	New deaths for the week of	New deaths for the week of	Weekly change from Previous week	Total Recovered	New recovered for the week of	New recovered for the week of	Weekly change from Previous week	Active cases	New active for the week of	New active for the week of	Weekly change from Previous week	Total tests	Tests Per million People
		19 Sep.	12 Sep.	12 Sep.	12 Sep.	19 Sep.	12 Sep.	12 Sep.	12 Sep.	19 Sep.	12 Sep.	12 Sep.	12 Sep.	19 Sep.	12 Sep.	12 Sep.	12 Sep.	19 Sep.	12 Sep.
Southern Africa	5-Mar-20	3,901,747	40,542	50,950	-10,408	108,392	1,503	1,753	-250	3,686,205	85,620	94,339	-8,719	107,150	-46,581	-45,142	-1,439	26,914,716	126,251
Angola	27-Mar-20	52,307	1,861	1,790	-71	1,388	49	69	-20	46,025	1,373	787	586	4,894	439	934	-495	960,990	29,239
Botswana	16-Mar-20	172,252	8,587	4,348	4,239	2,343	18	49	-31	167,318	8,980	6,443	2,537	2,591	-411	2,144	-1,739	1,713,133	728,488
Eswatini	14-Mar-20	45,380	517	687	-170	1,195	23	27	-4	43,112	602	4,314	-3,712	1,073	-108	-3,654	-3,546	336,341	289,908
Lesotho	13-May-20	14,395	0	0	0	403	0	0	0	6,830	0	0	0	7,162	0	0	0	198,344	92,587
Madagascar	20-Mar-20	42,898	4	10	-6	958	0	1	-1	41,322	4	8	-4	618	0	1	-1	249,510	9,011
Malawi	2-Apr-20	61,363	250	292	-42	2,261	23	28	-5	52,005	1,621	1,209	412	7,097	-1,394	-945	-449	401,808	21,004
Mauritius	18-Mar-20	14,243	1,129	1,933	-804	50	8	11	-3	1,854	0	0	0	12,339	1,121	1,922	-801	359,627	282,777
Mozambique	27-Mar-20	150,018	811	1,284	-473	1,903	11	14	-3	145,606	4,214	4,058	156	2,509	-3,414	-2,788	-626	889,606	28,462
Namibia	14-Mar-20	126,811	521	680	-159	3,469	34	23	11	122,081	708	1,503	-795	1,261	-221	-846	-625	687,434	270,547
São Tomé & Príncipe	6-Apr-20	3,043	227	133	94	43	4	2	2	2,582	78	48	30	418	145	83	62	24,690	112,658
South Africa	5-Mar-20	2,882,630	24,435	38,250	-13,815	86,174	1,297	1,458	-161	2,732,363	65,067	72,439	-7,372	64,093	-41,929	-35,647	-6,282	17,352,945	292,587
Zambia	18-Mar-20	208,469	531	824	-293	3,638	7	15	-8	204,161	819	1,139	-320	670	-295	-330	-35	2,394,228	130,235
Zimbabwe	25-Mar-20	127,938	1,669	719	950	4,567	29	56	-27	120,946	2,154	2,391	-237	2,425	-514	-1,728	-1,214	1,346,060	90,565



.....: 7-day moving average

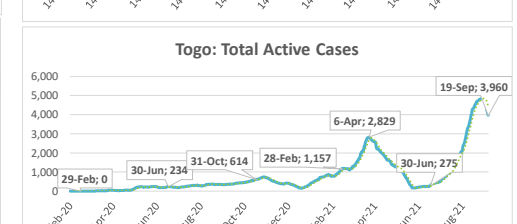
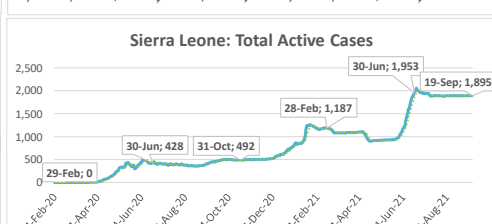
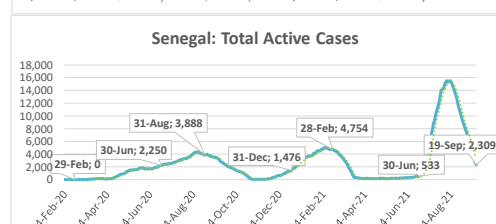
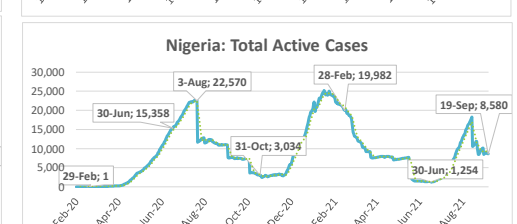
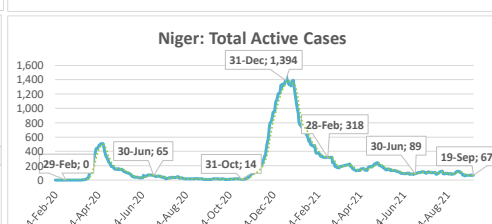
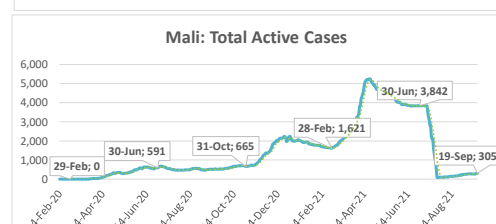
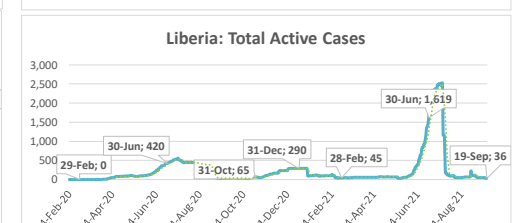
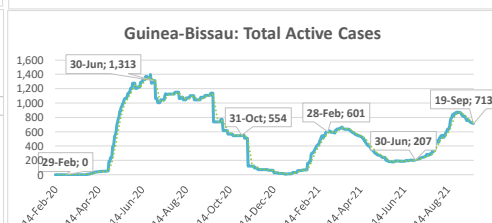
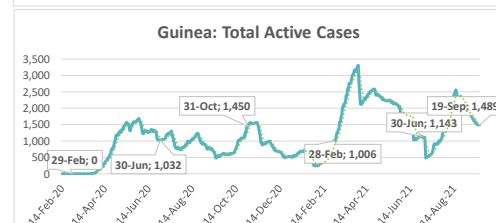
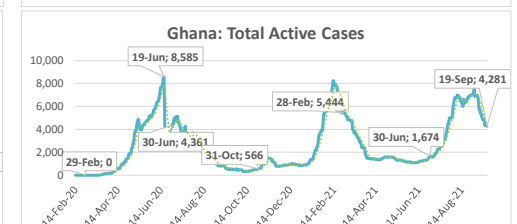
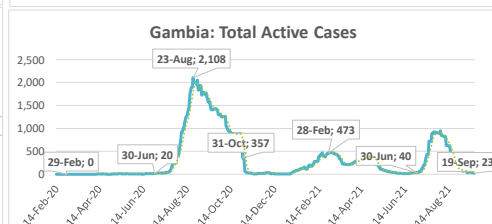
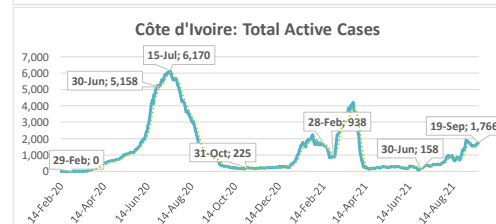
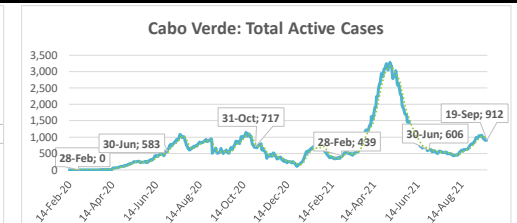
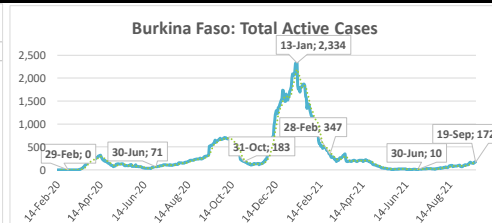
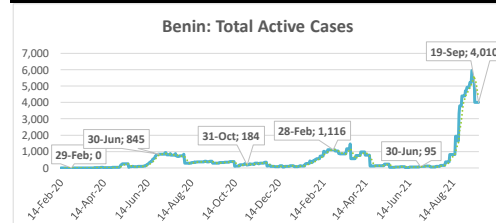
West Africa

Highlights of the Covid-19 Situation in West Africa for the Week Ending September 19, 2021

- **As of Sunday, September 19, 2021, the number of total cases in the West Africa region reached 636,347.** The region reported 9,286 new cases during the week, which is a 30.6% decline compared to the new cases reported in the preceding week. The total number of deaths reported reached 9,030, of which 225 were new deaths during the week. The number of total recovered cases reached 596,799, of which 2.8% were newly recovered cases during the week. The total number of active cases stands at 30,518, indicating a decline of 7,736 cases in the week. The weekly decline in the number of active cases in the region is mainly attributable to Senegal, Benin and Nigeria. All countries in the region, except Burkina Faso and Sierra Leone, recorded decline in their active cases.
- **Nigeria accounted for 31.7% of the total cases reported in the West region since the start of the pandemic and 28.5% of the new cases in the region during the week.** Liberia has the lowest number of total cases in the region since the start of the pandemic with a total of 5,904.
- **The average case fatality rate (CFR) for the region stands at 1.4%. The highest CFR in the region was reported in Liberia at 4.8% and the lowest in Benin at 0.7%.**

Summary of COVID-19 tracking in West Africa: Situation for the week ending 19 September 2021

	Date of first case	Cases				Deaths				Recovered				Active				Test	
		Total cases	New cases for the week of	New cases for the week of	Weekly change	Total deaths	New deaths for the week of	New deaths for the week of	Weekly change from Previous week	Total Recovered	New recovered for the week of	New recovered for the week of	Weekly change from Previous week	Active cases	New active for the week of	New active for the week of	Weekly change from Previous week	Total tests	Tests Per million People
		19 Sep.	12 Sep.	12 Sep.		19 Sep.	12 Sep.	12 Sep.		19 Sep.	12 Sep.	12 Sep.		19 Sep.	12 Sep.	12 Sep.			
West Africa	28-Feb-20	636,347	9,286	13,376	-4,090	9,030	225	211	14	596,799	16,797	15,303	1,494	30,518	-7,736	-2,138	-5,598	9,710,191	24,446
Benin	16-Mar-20	21,450	1,609	2,895	-1,286	146	5	6	-1	17,294	3,538	1,866	1,672	4,010	-1,934	1,023	-2,957	604,310	49,847
Burkina Faso	9-Mar-20	14,041	99	101	-2	172	1	0	1	13,697	91	36	55	172	7	65	-58	215,334	10,301
Cabo Verde	20-Mar-20	37,108	520	660	-140	330	10	5	5	35,866	654	565	89	912	-144	90	-234	338,412	608,669
Côte d'Ivoire	11-Mar-20	59,020	1,011	1,154	-143	566	51	48	3	56,688	763	1,300	-537	1,766	197	-194	391	972,843	36,880
Gambia, The	18-Mar-20	9,888	40	112	-72	332	4	5	-1	9,533	76	112	-36	23	-40	-5	-35	105,983	43,855
Ghana	12-Mar-20	125,261	1,740	3,069	-1,329	1,121	25	44	-19	119,859	2,507	4,892	-2,385	4,281	-792	-1,867	1,075	1,704,233	54,846
Guinea	13-Mar-20	30,136	107	187	-80	370	3	15	-12	28,277	239	420	-181	1,489	-135	-248	113	546,969	41,649
Guinea-Bissau	26-Mar-20	6,080	58	120	-62	130	5	4	1	5,237	93	177	-84	713	-40	-61	21	96,341	48,954
Liberia	16-Mar-20	5,904	177	0	177	283	38	0	38	5,585	153	20	133	36	-14	-20	36	128,246	25,357
Mali	25-Mar-20	15,068	85	44	41	545	2	1	1	14,218	45	42	3	305	38	1	37	408,229	20,159
Niger	20-Mar-20	5,957	38	37	1	201	2	0	2	5,689	38	38	0	67	-2	-1	-1	151,702	6,267
Nigeria	28-Feb-20	201,798	2,647	3,640	-993	2,655	57	46	11	190,563	4,145	1,889	2,256	8,580	-1,555	1,705	-3,260	2,942,578	14,275
Senegal	27-Mar-20	73,645	167	290	-123	1,845	14	28	-14	69,491	2,566	3,036	-470	2,309	-2,413	-2,774	361	782,236	46,718
Sierra Leone	31-Mar-20	6,392	7	11	-4	121	0	0	0	4,376	2	10	-8	1,895	5	1	4	213,727	26,793
Togo	6-Mar-20	24,599	981	1,056	-75	213	8	9	-1	20,426	1,887	900	987	3,960	-914	147	-1,061	499,048	60,281



.....: 7-day moving average