



AFRICAN DEVELOPMENT BANK GROUP

Weekly Data Flash on Covid-19 in Africa¹:

The situation as of Sunday, September 26, 2021

Statistics Department (ECST)

¹ This briefing note has been prepared by Roza Mamuye Bora, Senior Statistician; Anouar Chaouch, Statistician; Soumaila Karambiri, Statistical Assistant; Regis Hauhouot Stephane, Statistical Assistant and Desire Lakpa Guy, Statistical Assistant; and Robert Maate, Chief Statistician under the supervision of Louis Kouakou, Division Manager ECST.1

Contents

| | Page |
|--|------|
| Highlights of the Covid-19 Situation in Africa as of September 26, 2021 | 1 |
| Data Annexes: Africa | 4 |
| Highlights of the Covid-19 Situation in Central Africa as of September 26, 2021 | 6 |
| Data Annexes: Central Africa | 8 |
| Highlights of the Covid-19 Situation in East Africa as of September 26, 2021 | 9 |
| Data Annexes: East Africa | 11 |
| Highlights of the Covid-19 Situation in North Africa as of September 26, 2021 | 12 |
| Data Annexes: North Africa | 14 |
| Highlights of the Covid-19 Situation in Southern Africa as of September 26, 2021 | 15 |
| Data Annexes: Southern Africa | 17 |
| Highlights of the Covid-19 Situation in West Africa as of September 26, 2021 | 18 |
| Data Annexes: West Africa | 20 |

Highlights of the Covid-19 Situation in Africa for the Week Ending September 26, 2021 ²

Vaccinations: Status Update

- **In the week ending September 26, 2021, over 186.9 million new Covid-19 vaccinations were administered globally, leading to an accumulated total of more than 6.1 billion since the start of the program.** In terms of the geographical distribution, China accounts for 35.8% of the total number of Covid-19 vaccinations administered to date, followed by India at 14.0% and the USA at 6.4%.
- **The number of African countries with data on Covid-19 vaccinations stands at 51.** As of September 26, 2021, a total of 140,121,154² vaccinations had been administered in Africa, which represents 2.3% of total global vaccinations. Morocco accounts for 28.2% of the vaccinations carried out in Africa to date, followed by South Africa (12.0%) and Egypt (9.9%). According to the latest data from Africa CDC, 4.02% of Africa's population are fully vaccinated. In addition, 6.04 percent have received first dose and await the second dose. Accumulatively, 10.16 percent of the population have received at least one dose.

Covid-19 Testing in Africa

- **As of Sunday, September 26, 2021, over 72.1 million tests for Covid-19 had been administered in Africa, of which over 1.2 million were reported this week.** Nine countries collectively account for 66.6% of the tests conducted in Africa as of September 26, 2021 namely, South Africa (24.4%), Morocco (13.4%), Egypt (5.2%), Ethiopia (4.8%), Nigeria (4.2%), Tunisia (4.0%), Rwanda (3.8%), Kenya (3.5%) and Zambia (3.4%).
- **The average number of tests per 1 million people in Africa as of September 26, 2021 stands at 53,898, which is an increase of 1.8% compared to last week.** Botswana continues to lead on this indicator with 738,186 tests per 1 million people, followed by Cabo Verde (619,655), Gabon (530,273), South Africa (296,292), Eswatini (295,835) and Mauritius (282,777).

Confirmed, New and Active Global Covid-19 Cases

- **Globally, the total number of confirmed Covid-19 cases since the start of the pandemic reached 231,819,947, of which 89.9% have recovered.** The majority of cases (32.4%) occurred in Asia, followed by Europe (25.1%), North America (22.6%), South America (16.2%) and Africa (3.6%).
- **The number of new cases reported globally in the review week amounted to 3,318,755, indicating a decline of 14.4% compared to the new cases recorded in the preceding week.**
- **The number of global deaths due to Covid-19 reached 4,748,056, of which 56,723 were recorded in the week ending September 26, 2021; this was 6.9% lower than the number of**

² The vaccination figures indicate the total number of vaccines given regardless of how many doses one received.

deaths recorded in the previous week. The number of global active cases declined by 173,050 cases in the week under review making an accumulated total of 18,618,185 as of September 26, 2021.

- **Africa makes 3.6% of the total global cases, 4.4% of deaths, 3.6% of recovered cases and 2.6% of active cases as of September 26, 2021, as detailed below.**

Confirmed, New and Active Covid-19 Cases in Africa

- **As of September 26, 2021, the total number of confirmed cases in Africa reached 8,238,024³,** 69.9% of which were in seven countries, namely South Africa (35.2%), Morocco (11.3%), Tunisia (8.6%), Ethiopia (4.1%), Libya (4.1%), Egypt (3.7%) and Kenya (3.0%). The five countries with the lowest total number of reported cases were São Tomé & Príncipe, Comoros, Chad, Liberia, and Niger, with cases ranging between 3,344 in São Tomé & Príncipe and 5,980 in Niger, collectively accounting for 0.3% of the confirmed cases in Africa. Considering population size, Seychelles, Botswana, Cabo Verde, Tunisia and Namibia are the five countries with the highest number of confirmed cases per million people with rates ranging from 214,503 in Seychelles to 48,991 in Namibia.
- **In the week under review, a total of 77,548 new cases were reported in Africa,** which is a 27.4% decline compared to the previous week. These new cases in Africa account for 2.3% of the weekly new cases recorded globally. The Southern Africa region accounted for 33.5% of the weekly new cases in Africa, followed by North Africa (33.4%), East Africa (19.1%), West Africa (10.2%) and Central Africa (3.8%).
- **The total number of active cases in Africa declined by 20,910 cases to 483,199 in the week under review.** Currently, six countries collectively account for 60.7% of the active cases in Africa, namely Libya (16.0%), Algeria (12.0%), Rwanda (10.4%), South Africa (10.3%), Egypt (6.2%) and Ethiopia (5.8%).
- **From a regional perspective, Southern Africa, North Africa and West Africa recorded consecutive declines in active cases in the last five weeks.**

Deaths and the Case Fatality Rates in Africa

- **As of September 26, 2021, a total of 208,689 deaths had been reported in Africa since the start of the pandemic,** of which 52.5% were in Southern Africa, 32.2% in North Africa, 9.4% in East Africa, 4.4% in West Africa and 1.6% in Central Africa. The five countries with the highest number of reported deaths due to Covid-19 since the start of the pandemic are South Africa, Tunisia, Egypt, Morocco and Algeria, ranging from 87,001 in South Africa to 5,777 in Algeria. A total of 2,664 new deaths were reported in Africa in the week under review, which is a decline of 10.5% compared to the preceding week.

³ Tanzania has not released new data on Covid-19 for the past four weeks after briefly resuming in July 2021. Cameroon, Burundi, Lesotho and Madagascar have not released new data for this week

- **The case fatality rate (CFR), i.e. deaths per confirmed cases for Africa, stands at 2.5%, which is higher than the global CFR rate of 2.0%.** Regionally, West Africa has the lowest CFR at 1.4%, followed by Central Africa at 1.5%, East Africa at 2.1%, North Africa at 2.7% and Southern Africa at 2.8%. As of September 26, 2021, nineteen African countries recorded CFRs higher than the African average with the highest in Sudan at 7.6%, followed by Egypt (5.7%), Somalia (5.6%), Liberia (4.9%), Malawi (3.7%), Comoros (3.6%), Mali (3.6%), Zimbabwe (3.6%), Chad (3.5%), Tunisia (3.5%), Niger (3.4%), The Gambia (3.4%), South Africa (3.0%), Lesotho (2.8%), Algeria (2.8%), Namibia (2.7%), Angola (2.7%), Eswatini (2.6%) and Uganda (2.6%).

Recovery Rates in Africa

- **As of September 26, 2021, the number of recovered cases in Africa reached 7,546,136, representing 91.6% of its total confirmed cases⁴.** Regionally, the recovery rates stand at 94.9% for Southern Africa, 94.2% for West Africa, 89.8% for North Africa, 83.5% for East Africa, and 80.7% for Central Africa. In the week under review, 96,743 newly recovered cases were reported.

⁴ Burundi has not been publishing new data on recovered cases since 6 January 21.

| Status of Vaccinations Administered in Africa and Selected Global Countries for the Week Ending 26 September 2021 | | | | | |
|---|--------------------|----------------------------|----------------------------------|----------------------------------|---------------|
| | Vaccinations | | | | |
| | Total vaccinations | % of population vaccinated | New vaccinations for the week of | New vaccinations for the week of | Weekly change |
| | | | 26 Sep. | 19 Sep. | |
| World | 6,139,490,122 | 78.8 | 186,970,851 | 232,755,647 | -45,784,796 |
| AFRICA | 140,121,154 | 10.5 | 10,207,321 | 10,748,571 | -541,250 |
| Algeria | 9,989,662 | 23.2 | 0 | 1,989,662 | -1,989,662 |
| Angola | 2,820,134 | 8.6 | 350,801 | 383,008 | -32,207 |
| Benin | 214,396 | 1.8 | 38,470 | 1,852 | 36,618 |
| Botswana | 606,699 | 25.8 | 19,104 | 13,904 | 5,200 |
| Burkina Faso | 234,490 | 1.1 | 68,330 | 57,361 | 10,969 |
| Cabo Verde | 402,075 | 72.3 | 33,286 | 59,788 | -26,502 |
| Cameroon | 459,397 | 1.7 | 14,876 | 8,845 | 6,031 |
| Central African Rep | 140,492 | 2.9 | 37,901 | 0 | 37,901 |
| Chad | 98,213 | 0.6 | 0 | 37,782 | -37,782 |
| Comoros | 175,038 | 20.1 | 0 | 0 | 0 |
| Congo DRC | 134,860 | 0.2 | 14,798 | 8,920 | 5,878 |
| Congo Rep | 329,905 | 6.0 | 10,674 | 9,656 | 1,018 |
| Côte d'Ivoire | 1,903,064 | 7.2 | 204,091 | 192,684 | 11,407 |
| Djibouti | 67,229 | 6.8 | 1,219 | 1,289 | -70 |
| Egypt | 13,808,798 | 13.5 | 1,614,261 | 1,424,703 | 189,558 |
| Equatorial Guinea | 387,510 | 27.6 | 12,310 | 8,364 | 3,946 |
| Eswatini | 239,551 | 20.6 | 29,274 | 1,736 | 27,538 |
| Ethiopia | 3,493,470 | 3.0 | 533,361 | 206,101 | 327,260 |
| Gabon | 177,392 | 8.0 | 30,928 | 0 | 30,928 |
| Gambia, The | 201,835 | 8.4 | 0 | 0 | 0 |
| Ghana | 1,643,172 | 5.3 | 371,779 | 0 | 371,779 |
| Guinea | 1,554,669 | 11.8 | 166,970 | 54,017 | 112,953 |
| Guinea Bissau | 94,715 | 4.8 | 63,625 | 0 | 63,625 |
| Kenya | 3,613,357 | 6.7 | 262,248 | 319,381 | -57,133 |
| Lesotho | 249,173 | 11.6 | 177,576 | 0 | 177,576 |
| Liberia | 248,645 | 4.9 | 134,965 | 0 | 134,965 |
| Libya | 1,501,622 | 21.9 | 107,926 | 119,620 | -11,694 |
| Madagascar | 197,001 | 0.7 | 0 | 0 | 0 |
| Malawi | 1,061,153 | 5.5 | 60,131 | 31,377 | 28,754 |
| Mali | 397,853 | 2.0 | 27,324 | 26,378 | 946 |
| Mauritania | 876,371 | 18.8 | 49,842 | 261,095 | -211,253 |
| Mauritius | 1,633,952 | 128.5 | 8,087 | 34,451 | -26,364 |
| Morocco | 39,523,919 | 107.1 | 2,285,831 | 966,888 | 1,318,943 |
| Mozambique | 3,644,423 | 11.7 | 216,937 | 1,129,644 | -912,707 |
| Namibia | 407,502 | 16.0 | 33,324 | 21,216 | 12,108 |
| Niger | 621,853 | 2.6 | 0 | 130,115 | -130,115 |
| Nigeria | 6,255,025 | 3.0 | 396,288 | 681,868 | -285,580 |
| Rwanda | 3,409,470 | 26.3 | 527,336 | 237,685 | 289,651 |
| Sao Tome | 55,036 | 25.1 | 3,589 | 12,468 | -8,879 |
| Senegal | 1,784,832 | 10.7 | 16,768 | 23,966 | -7,198 |
| Seychelles | 148,402 | 150.9 | 2,782 | 0 | 2,782 |
| Sierra Leone | 221,110 | 2.8 | 0 | 27,553 | -27,553 |
| Somalia | 430,762 | 2.7 | 79,457 | 41,300 | 38,157 |
| South Africa | 16,827,790 | 28.4 | 835,416 | 1,301,788 | -466,372 |
| South Sudan | 100,621 | 0.9 | 33,512 | 7,244 | 26,268 |
| Sudan | 1,499,982 | 3.4 | 76,655 | 294,273 | -217,618 |
| Togo | 832,822 | 10.1 | 180,881 | 0 | 180,881 |
| Tunisia | 7,425,277 | 62.8 | 408,106 | 227,363 | 180,743 |
| Uganda | 2,058,553 | 4.5 | 360,805 | 103,801 | 257,004 |
| Zambia | 699,210 | 3.8 | 51,107 | 11,503 | 39,604 |
| Zimbabwe | 5,218,672 | 35.1 | 254,370 | 277,922 | -23,552 |
| Americas | | | | | |
| Brazil | 231,844,536 | 109.9 | 9,521,882 | 12,047,272 | -2,525,390 |
| Canada | 55,811,509 | 148.5 | 751,148 | 660,638 | 90,510 |
| U.S.A | 390,114,328 | 118.9 | 4,528,316 | 5,344,109 | -815,793 |
| Asia | | | | | |
| China | 2,197,689,000 | 157.2 | 23,646,000 | 31,463,000 | -7,817,000 |
| India | 860,066,590 | 62.9 | 51,677,294 | 64,667,549 | -12,990,255 |
| Europe | | | | | |
| France | 93,817,818 | 139.9 | 1,555,408 | 1,407,652 | 147,756 |
| Germany | 106,863,393 | 128.5 | 1,456,005 | 1,425,701 | 30,304 |
| Israel | 14,929,278 | 164.9 | 197,191 | 308,276 | -111,085 |
| U.K. | 93,461,887 | 139.8 | 459,797 | 587,627 | -127,830 |
| Middle East | | | | | |
| Saudi Arabia | 41,641,659 | 121.5 | 753,544 | 1,281,940 | -528,396 |
| U.A.E. | 19,856,161 | 203.2 | 410,289 | 503,329 | -93,040 |

Total of vaccinations

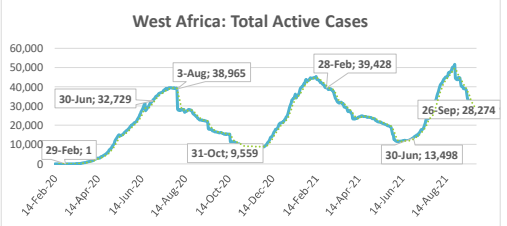
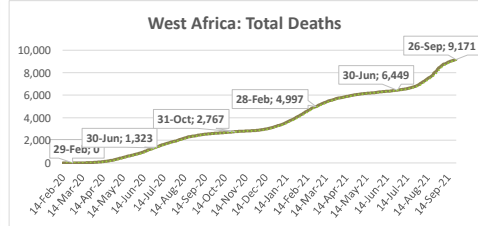
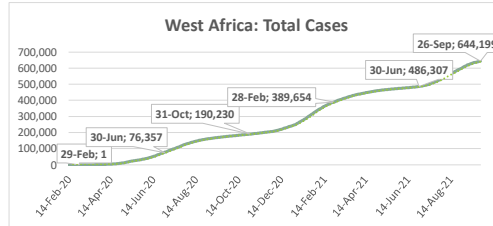
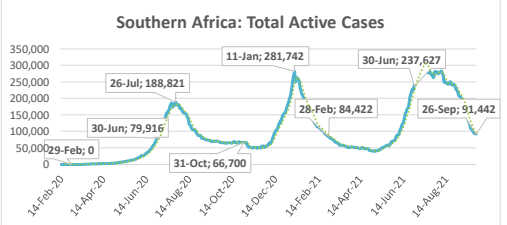
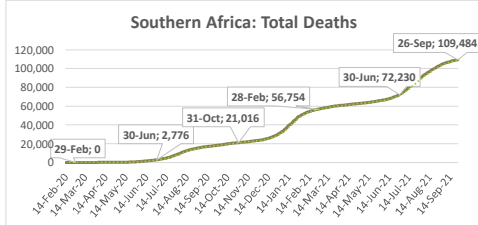
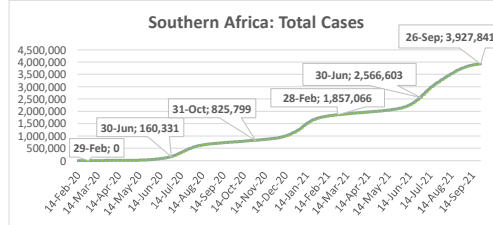
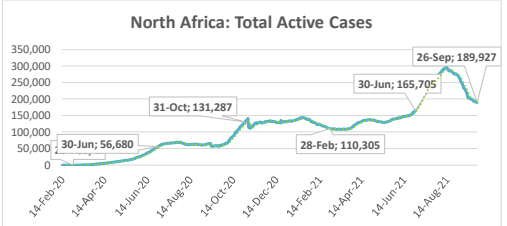
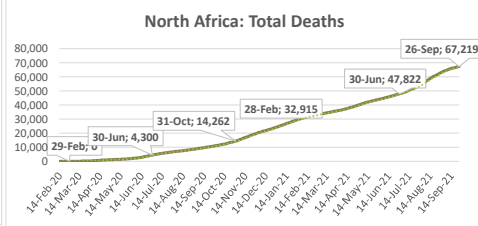
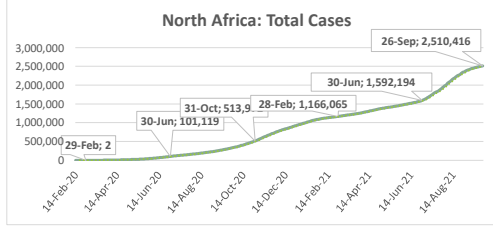
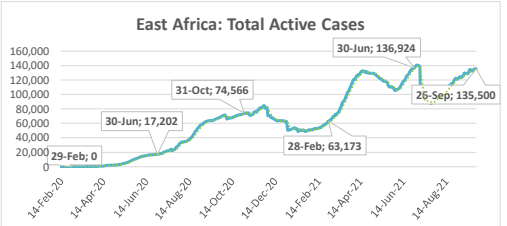
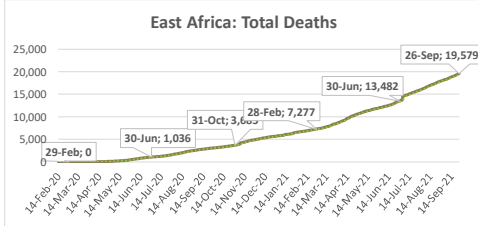
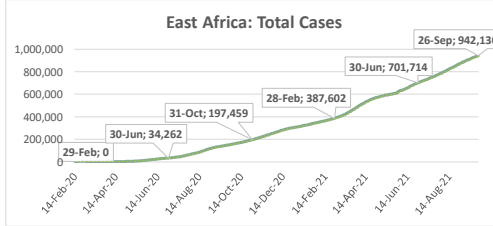
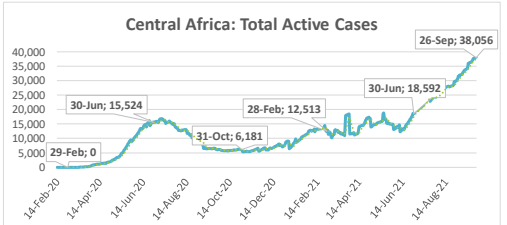
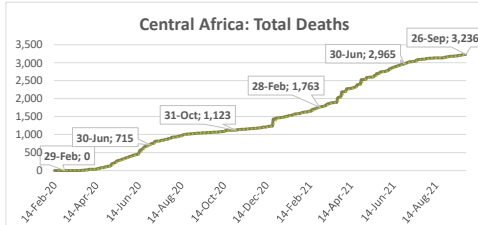
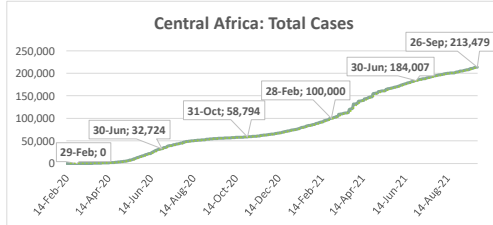
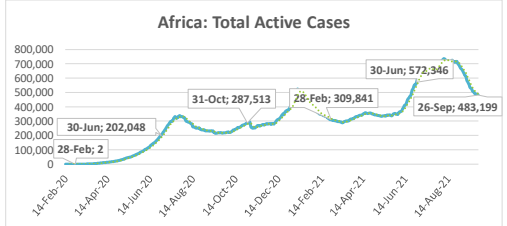
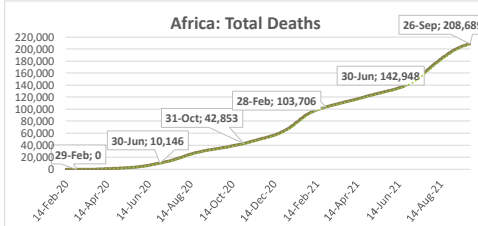
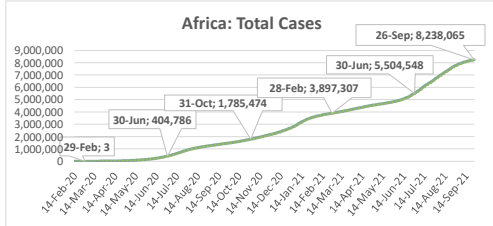
| Country | Total vaccinations |
|---------------------|--------------------|
| China | 2,197,689,000 |
| India | 860,066,590 |
| U.S.A | 390,114,328 |
| Brazil | 231,844,536 |
| AFRICA | 140,121,154 |
| Germany | 106,863,393 |
| France | 93,817,818 |
| U.K. | 93,461,887 |
| Canada | 55,811,509 |
| Saudi Arabia | 41,641,659 |
| Morocco | 39,523,919 |
| U.A.E. | 19,856,161 |
| South Africa | 16,827,790 |
| Israel | 14,929,278 |
| Egypt | 13,808,798 |
| Algeria | 9,989,662 |
| Tunisia | 7,425,277 |
| Nigeria | 6,255,025 |
| Zimbabwe | 5,218,672 |
| Mozambique | 3,644,423 |
| Kenya | 3,613,357 |
| Ethiopia | 3,493,470 |
| Rwanda | 3,409,470 |
| Angola | 2,820,134 |
| Uganda | 2,058,553 |
| Côte d'Ivoire | 1,903,064 |
| Senegal | 1,784,832 |
| Ghana | 1,643,172 |
| Mauritius | 1,633,952 |
| Guinea | 1,554,669 |
| Libya | 1,501,622 |
| Sudan | 1,499,982 |
| Malawi | 1,061,153 |
| Mauritania | 876,371 |
| Togo | 832,822 |
| Zambia | 699,210 |
| Niger | 621,853 |
| Botswana | 606,699 |
| Cameroon | 459,397 |
| Somalia | 430,762 |
| Namibia | 407,502 |
| Cabo Verde | 402,075 |
| Mali | 397,853 |
| Equatorial Guinea | 387,510 |
| Congo Rep | 329,905 |
| Lesotho | 249,173 |
| Liberia | 248,645 |
| Eswatini | 239,551 |
| Burkina Faso | 234,490 |
| Sierra Leone | 221,110 |
| Benin | 214,396 |
| Gambia, The | 201,835 |
| Madagascar | 197,001 |
| Comoros | 175,038 |
| Seychelles | 148,402 |
| Central African Rep | 140,492 |
| Congo DRC | 134,860 |
| South Sudan | 100,621 |
| Chad | 98,213 |
| Guinea Bissau | 94,715 |
| Djibouti | 67,229 |
| Sao Tome | 55,036 |

% of population vaccinated

| Country | % of population vaccinated |
|---------------------|----------------------------|
| U.A.E. | 203.2 |
| Israel | 164.9 |
| China | 157.2 |
| Seychelles | 150.9 |
| Canada | 148.5 |
| France | 139.9 |
| U.K. | 139.8 |
| Germany | 128.5 |
| Mauritius | 128.5 |
| Saudi Arabia | 121.5 |
| U.S.A | 118.9 |
| Brazil | 109.9 |
| Morocco | 107.1 |
| Cabo Verde | 72.3 |
| India | 62.9 |
| Tunisia | 62.8 |
| Zimbabwe | 35.1 |
| South Africa | 28.4 |
| Equatorial Guinea | 27.6 |
| Rwanda | 26.3 |
| Botswana | 25.8 |
| Sao Tome | 25.1 |
| Algeria | 23.2 |
| Libya | 21.9 |
| Eswatini | 20.6 |
| Comoros | 20.1 |
| Mauritania | 18.8 |
| Namibia | 16.0 |
| Egypt | 13.5 |
| Guinea | 11.8 |
| Mozambique | 11.7 |
| Lesotho | 11.6 |
| Senegal | 10.7 |
| AFRICA | 10.5 |
| Togo | 10.1 |
| Angola | 8.6 |
| Gambia, The | 8.4 |
| Gabon | 8.0 |
| Côte d'Ivoire | 7.2 |
| Djibouti | 6.8 |
| Kenya | 6.7 |
| Congo Rep | 6.0 |
| Malawi | 5.5 |
| Ghana | 5.3 |
| Liberia | 4.9 |
| Guinea Bissau | 4.8 |
| Uganda | 4.5 |
| Zambia | 3.8 |
| Sudan | 3.4 |
| Ethiopia | 3.0 |
| Nigeria | 3.0 |
| Central African Rep | 2.9 |
| Sierra Leone | 2.8 |
| Somalia | 2.7 |
| Niger | 2.6 |
| Mali | 2.0 |
| Benin | 1.8 |
| Cameroon | 1.7 |
| Burkina Faso | 1.1 |
| South Sudan | 0.9 |
| Madagascar | 0.7 |
| Chad | 0.6 |
| Congo DRC | 0.2 |

Summary of COVID-19 tracking in Africa: Situation for the week ending 26 September 2021

| | Date of first case | Cases | | | | Deaths | | | | Recovered | | | | Active | | | | Test | |
|-----------------|--------------------|-------------|---------------------------|---------------------------|----------------------------------|--------------|----------------------------|----------------------------|----------------------------------|-----------------|-------------------------------|-------------------------------|----------------------------------|--------------|----------------------------|----------------------------|----------------------------------|---------------|--------------------------|
| | | Total cases | New cases for the week of | New cases for the week of | Weekly change from Previous week | Total deaths | New deaths for the week of | New deaths for the week of | Weekly change from Previous week | Total Recovered | New recovered for the week of | New recovered for the week of | Weekly change from Previous week | Active cases | New active for the week of | New active for the week of | Weekly change from Previous week | Total tests | Tests Per million People |
| | | 26 Sep. | 19 Sep. | 12 Sep. | 5 Sep. | 26 Sep. | 19 Sep. | 12 Sep. | 5 Sep. | 26 Sep. | 19 Sep. | 12 Sep. | 5 Sep. | 26 Sep. | 19 Sep. | 12 Sep. | 5 Sep. | 26 Sep. | 19 Sep. |
| World | 31-Dec-19 | 231,819,947 | 3,318,755 | 3,876,921 | -558,166 | 4,748,056 | 56,723 | 60,956 | -4,233 | 208,453,706 | 3,435,082 | 3,953,871 | -518,789 | 18,618,185 | -173,050 | -137,906 | -35,144 | 3,633,103,619 | 466,093 |
| Africa | 14-Feb-20 | 8,238,065 | 77,589 | 106,887 | -29,298 | 208,689 | 2,664 | 2,975 | -311 | 7,546,177 | 96,784 | 165,452 | -68,668 | 483,199 | -20,910 | -62,489 | -41,579 | 72,159,790 | 53,898 |
| Central Africa | 6-Mar-20 | 213,479 | 2,933 | 3,078 | -145 | 3,236 | 31 | 22 | 9 | 172,187 | 1,140 | 615 | 525 | 38,056 | 1,762 | 2,441 | -679 | 4,161,850 | 28,407 |
| East Africa | 13-Mar-20 | 942,130 | 14,828 | 20,026 | -5,198 | 19,579 | 512 | 445 | 67 | 787,051 | 11,958 | 15,354 | -3,396 | 135,500 | 2,358 | 4,227 | -1,869 | 12,134,236 | 32,316 |
| North Africa | 14-Feb-20 | 2,510,416 | 25,871 | 34,000 | -8,129 | 67,219 | 888 | 818 | 70 | 2,253,270 | 33,032 | 47,051 | -14,019 | 189,927 | -8,049 | -13,869 | -5,820 | 18,674,821 | 90,463 |
| Southern Africa | 5-Mar-20 | 3,927,841 | 25,978 | 40,658 | -14,680 | 109,484 | 1,092 | 1,503 | -411 | 3,726,915 | 40,572 | 85,758 | -45,189 | 91,442 | -15,686 | -46,603 | -30,917 | 27,294,528 | 128,033 |
| West Africa | 28-Feb-20 | 644,199 | 7,979 | 9,125 | -1,146 | 9,171 | 141 | 187 | -46 | 606,754 | 10,082 | 16,674 | -6,592 | 28,274 | -2,244 | -7,736 | -5,492 | 9,894,355 | 24,910 |



.....: 7-day moving average

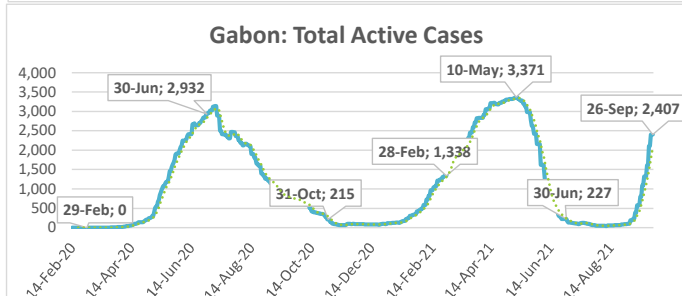
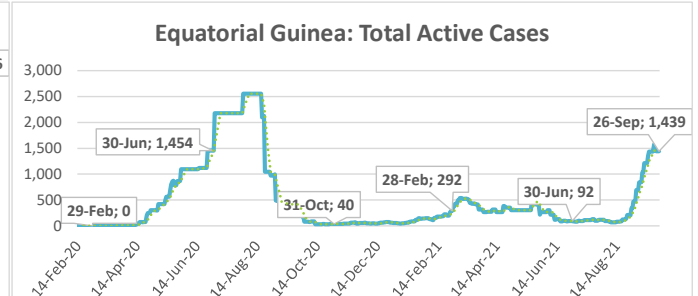
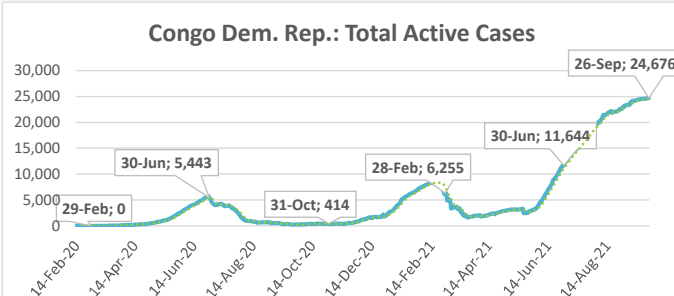
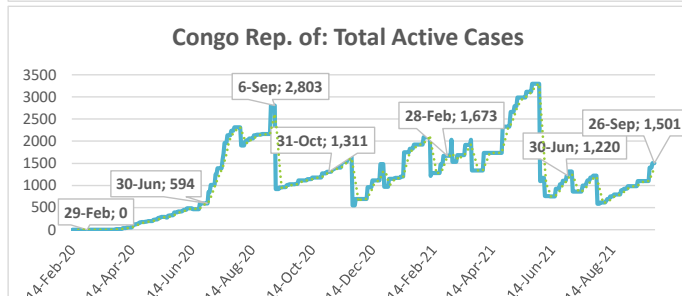
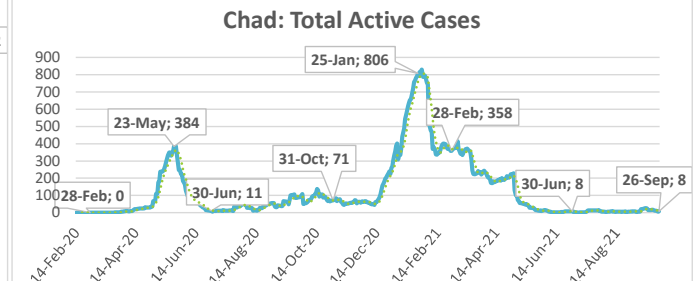
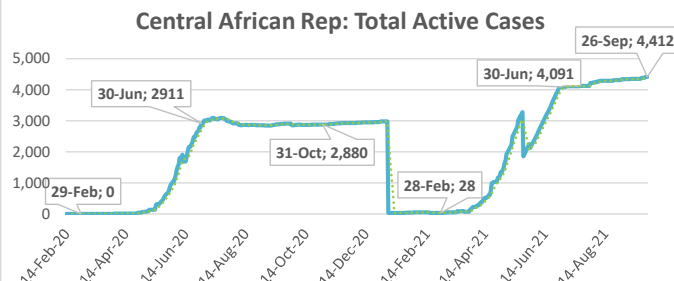
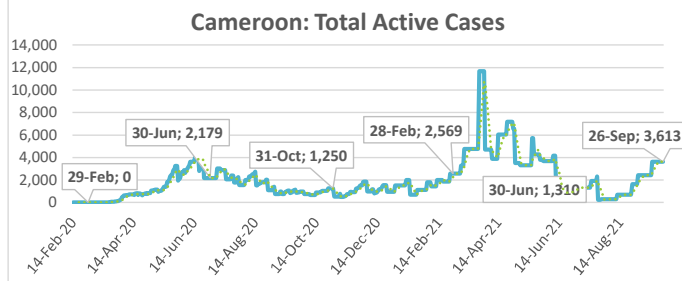
Central Africa

Highlights of the Covid-19 Situation in Central Africa for the Week Ending September 26, 2021

- **As of Sunday, September 26, 2021, the number of reported total cases in the Central Africa region reached 213,479.** The region reported 2,933 new cases during the week, which is a 4.7% decline compared to the preceding week. The total number of deaths reported since the start of the pandemic reached 3,236, recording 31 new deaths during the week. The number of total recovered cases reached 172,187, of which 0.7% were newly recovered cases during the week. The total number of active cases stands at 38,056, indicating an increase of 1,762 cases during the week. The weekly increase in the number of active cases in the region is largely attributed to Gabon.
- **Cameroon accounted for 40.0% of the total cases reported in the region since the start of the pandemic, while Gabon accounted for 50.6% of the new cases reported during the week.** Chad has recorded the lowest number of total cases in the Central region since the start of the pandemic at 5,032.
- **The average case fatality rate (CFR) for the region stands at 1.5%. The highest CFR in the region was reported in Chad at 3.5% and the lowest in Gabon at 0.6%.**

Summary of COVID-19 tracking in Central Africa: Situation for the week ending 26 September 2021

| | Date of first case | Cases | | | | Deaths | | | | Recovered | | | | Active | | | | Test | |
|----------------------|--------------------|-------------|---------------------------|---------------------------|---------------|--------------|----------------------------|----------------------------|----------------------------------|-----------------|-------------------------------|-------------------------------|----------------------------------|--------------|----------------------------|----------------------------|----------------------------------|-------------|--------------------------|
| | | Total cases | New cases for the week of | New cases for the week of | Weekly change | Total deaths | New deaths for the week of | New deaths for the week of | Weekly change from Previous week | Total Recovered | New recovered for the week of | New recovered for the week of | Weekly change from Previous week | Active cases | New active for the week of | New active for the week of | Weekly change from Previous week | Total tests | Tests Per million People |
| | | | 26 Sep. | 19 Sep. | | | 26 Sep. | 19 Sep. | | | 26 Sep. | 19 Sep. | | | 26 Sep. | 19 Sep. | | | |
| Central Africa | 6-Mar-20 | 213,479 | 2,933 | 3,078 | -145 | 3,236 | 31 | 22 | 9 | 172,187 | 1,140 | 615 | 525 | 38,056 | 1,762 | 2,441 | -679 | 4,161,850 | 28,407 |
| Cameroon | 6-Mar-20 | 85,414 | 0 | 1,204 | -1,204 | 1,368 | 0 | 11 | -11 | 80,433 | 0 | 0 | 0 | 3,613 | 0 | 1,193 | -1,193 | 1,966,787 | 74,090 |
| Central African Rep. | 15-Mar-20 | 11,371 | 62 | 0 | 62 | 100 | 0 | 0 | 0 | 6,859 | 0 | 0 | 0 | 4,412 | 62 | 0 | 62 | 65,827 | 13,629 |
| Chad | 19-Mar-20 | 5,032 | 3 | 13 | -10 | 174 | 0 | 0 | 0 | 4,850 | 13 | 21 | -8 | 8 | -10 | -8 | -2 | 145,269 | 8,844 |
| Congo Rep. of | 15-Mar-20 | 14,113 | 412 | 0 | 412 | 191 | 8 | 0 | 8 | 12,421 | 0 | 0 | 0 | 1,501 | 404 | 0 | 404 | 228,942 | 41,489 |
| Congo Dem. Rep. | 10-Mar-20 | 56,617 | 230 | 291 | -61 | 1,083 | 15 | 0 | 15 | 30,858 | 0 | 0 | 0 | 24,676 | 215 | 291 | -76 | 357,750 | 3,994 |
| Equatorial Guinea | 14-Mar-20 | 11,806 | 743 | 565 | 178 | 142 | 5 | 6 | -1 | 10,225 | 735 | 338 | 397 | 1,439 | 3 | 221 | -218 | 217,029 | 154,691 |
| Gabon | 12-Mar-20 | 29,126 | 1,483 | 1,005 | 478 | 178 | 3 | 5 | -2 | 26,541 | 392 | 256 | 136 | 2,407 | 1,088 | 744 | 344 | 1,180,246 | 530,273 |



.....: 7-day moving average

East Africa

Highlights of the Covid-19 Situation in East Africa for the Week Ending September 26, 2021

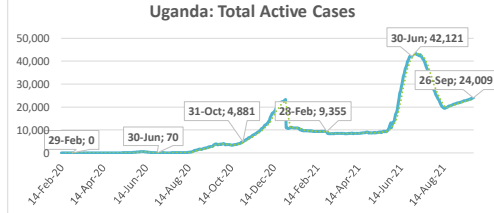
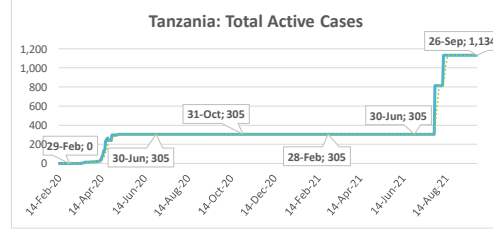
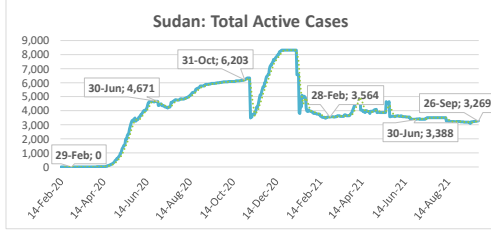
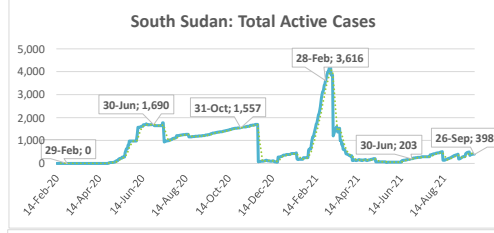
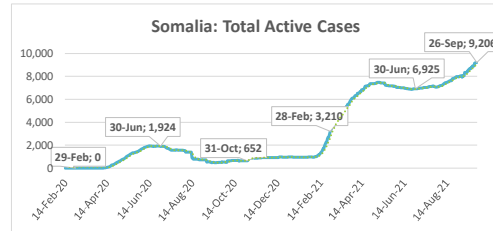
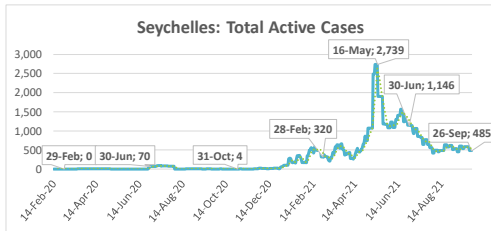
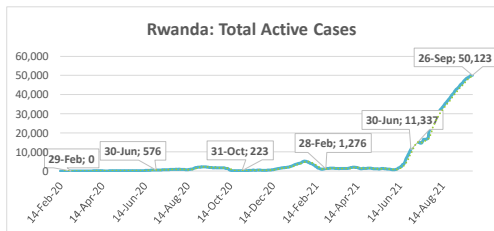
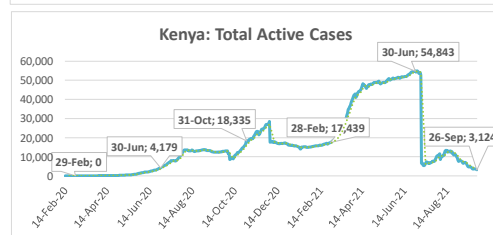
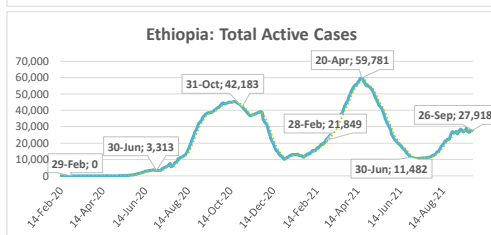
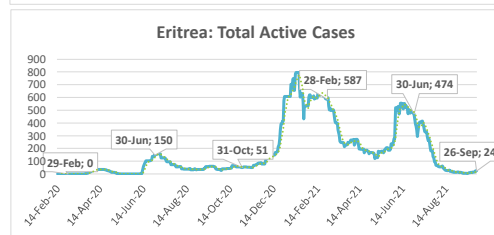
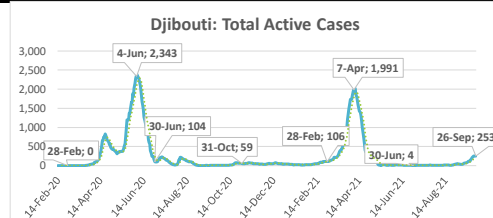
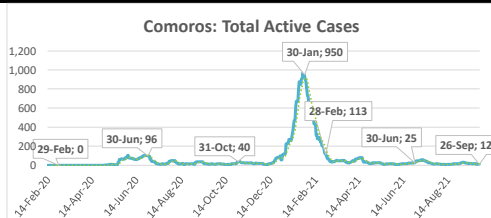
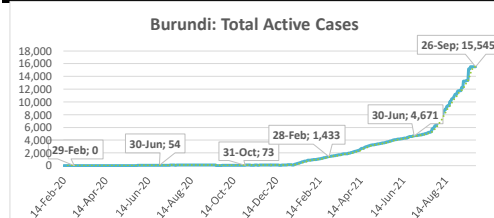
- **As of Sunday, September 26, 2021, the number of total cases in the East Africa region reached 942,130.** The region reported 14,828 new cases in the week, which is a 26.0% decline compared to the preceding week. The total number of deaths reported reached 19,579, recording 512 new deaths during the week. The number of total recovered cases reached 787,051¹, of which 1.5% were newly recovered cases during the week. The total number of active cases stands at 135,500, indicating an increase of 2,358 cases in the week. The weekly increase in the number of active cases in the region is mainly attributable to Rwanda.
- **Ethiopia accounted for 36.3% of the total cases reported in the region since the start of the pandemic and 59.0% of the new cases in the region during the week.** Comoros has reported the lowest number of total cases in the region since the start of the pandemic at 4,112.²
- **The average case fatality rate (CFR) for the region stands at 2.1%. The highest CFR in the region was reported in Sudan at 7.6% and the lowest in Burundi at 0.2%.**

¹ Burundi has not been publishing new data on recovered cases since 6 January 21

² This precludes Tanzania, which has not released new data in the past four weeks after resuming reporting in July 2021.

Summary of COVID-19 tracking in East Africa: Situation for the week ending 26 September 2021

| | Date of first case | Cases | | | | Deaths | | | | Recovered | | | | Active | | | | Test | |
|-------------|--------------------|-------------|---------------------------|---------------------------|---------------|--------------|----------------------------|----------------------------|----------------------------------|-----------------|-------------------------------|-------------------------------|----------------------------------|--------------|----------------------------|----------------------------|----------------------------------|-------------|--------------------------|
| | | Total cases | New cases for the week of | New cases for the week of | Weekly change | Total deaths | New deaths for the week of | New deaths for the week of | Weekly change from Previous week | Total Recovered | New recovered for the week of | New recovered for the week of | Weekly change from Previous week | Active cases | New active for the week of | New active for the week of | Weekly change from Previous week | Total tests | Tests Per million People |
| | | 26 Sep. | 19 Sep. | 19 Sep. | | 26 Sep. | 19 Sep. | 19 Sep. | | 26 Sep. | 19 Sep. | 19 Sep. | | 26 Sep. | 19 Sep. | 19 Sep. | | | |
| East Africa | 13-Mar-20 | 942,130 | 14,828 | 20,026 | -5,198 | 19,579 | 512 | 445 | 67 | 787,051 | 11,958 | 15,354 | -3,396 | 135,500 | 2,358 | 4,227 | -1,869 | 12,134,236 | 32,316 |
| Burundi | 31-Mar-20 | 16,356 | 0 | 2,309 | -2,309 | 38 | 0 | 0 | 0 | 773 | 0 | 0 | 0 | 15,545 | 0 | 2,309 | -2,309 | 702,276 | 59,061 |
| Comoros | 2-May-20 | 4,112 | 6 | 9 | -3 | 147 | 0 | 0 | 0 | 3,953 | 10 | 12 | -2 | 12 | -4 | -3 | -1 | 6,227 | 7,161 |
| Djibouti | 18-Mar-20 | 12,253 | 213 | 180 | 33 | 162 | 3 | 2 | 1 | 11,838 | 113 | 98 | 15 | 253 | 97 | 80 | 17 | 217,089 | 219,726 |
| Eritrea | 21-Mar-20 | 6,694 | 23 | 16 | 7 | 42 | 2 | 0 | 2 | 6,628 | 10 | 7 | 3 | 24 | 11 | 9 | 2 | 23,693 | 6,681 |
| Ethiopia | 13-Mar-20 | 341,714 | 8,753 | 9,857 | -1,104 | 5,401 | 271 | 201 | 70 | 308,395 | 7,711 | 9,936 | -2,225 | 27,918 | 771 | -280 | 1,051 | 3,442,254 | 29,942 |
| Kenya | 13-Mar-20 | 248,461 | 1,931 | 2,805 | -874 | 5,102 | 113 | 83 | 30 | 240,235 | 2,940 | 4,377 | -1,437 | 3,124 | -1,122 | -1,655 | 533 | 2,534,881 | 47,142 |
| Rwanda | 14-Mar-20 | 96,839 | 1,582 | 2,637 | -1,055 | 1,252 | 42 | 38 | 4 | 45,464 | 34 | 34 | 0 | 50,123 | 1,506 | 2,565 | -1,059 | 2,767,514 | 213,671 |
| Seychelles | 15-Mar-20 | 21,281 | 338 | 350 | -12 | 115 | 1 | 6 | -5 | 20,681 | 436 | 365 | 71 | 485 | -99 | -21 | -78 | 21,504 | 218,654 |
| Somalia | 16-Mar-20 | 19,723 | 719 | 631 | 88 | 1,103 | 40 | 40 | 0 | 9,414 | 223 | 191 | 32 | 9,206 | 456 | 400 | 56 | 222,137 | 13,977 |
| South Sudan | 5-Apr-20 | 11,948 | 134 | 204 | -70 | 128 | 7 | 1 | 6 | 11,422 | 227 | 0 | 227 | 398 | -100 | 203 | -303 | 226,848 | 20,266 |
| Sudan | 13-Mar-20 | 38,201 | 160 | 326 | -166 | 2,894 | 16 | 41 | -25 | 32,038 | 116 | 224 | -108 | 3,269 | 28 | 61 | -33 | 294,629 | 6,719 |
| Tanzania | 16-Mar-20 | 1,367 | ... | ... | ... | 50 | ... | ... | ... | 183 | ... | ... | ... | 1,134 | ... | ... | ... | 3,880 | 65 |
| Uganda | 21-Mar-20 | 123,181 | 969 | 702 | 267 | 3,145 | 17 | 33 | -16 | 96,027 | 138 | 110 | 28 | 24,009 | 814 | 559 | 255 | 1,671,304 | 36,538 |



..... 7-day moving average

North Africa

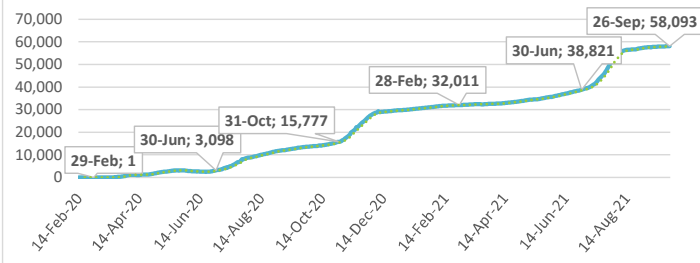
Highlights of the Covid-19 Situation in North Africa for the Week Ending September 26, 2021

- **As of Sunday, September 26, 2021, the number of total cases in the North Africa region reached 2,510,416.** The region reported 25,871 new cases in the week, which is a 23.9% decline compared to the preceding week. The total number of deaths reported reached 67,219 and recorded 888 new deaths during the week. The number of total recovered cases reached 2,253,270, of which 1.5% were newly recovered cases during the week. The total number of active cases stands at 189,927, indicating a decline of 8,049 cases during the week. The weekly decline in the number of active cases in the region is mainly attributable to Morocco.
- **Morocco accounted for 37.0% of the total cases reported in the region since the start of the pandemic and 37.2% of the new cases in the region during the week.** Mauritania has reported the lowest number of total cases in the region since the start of the pandemic which have accumulated to a total of 35,859.
- **The average case fatality rate (CFR) for the region currently stands at 2.7%. The highest CFR in the region was recorded in Egypt at 5.7% and the lowest in Libya at 1.4%.**

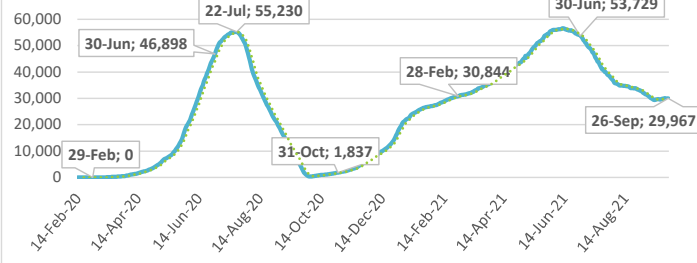
Summary of COVID-19 tracking in North Africa: Situation for the week ending 26 September 2021

| | Date of first case | Cases | | | | Deaths | | | | Recovered | | | | Active | | | | Test | |
|--------------|--------------------|-------------|---------------------------|---------------------------|---------------|--------------|----------------------------|----------------------------|----------------------------------|-----------------|-------------------------------|-------------------------------|----------------------------------|--------------|----------------------------|----------------------------|----------------------------------|-------------|--------------------------|
| | | Total cases | New cases for the week of | New cases for the week of | Weekly change | Total deaths | New deaths for the week of | New deaths for the week of | Weekly change from Previous week | Total Recovered | New recovered for the week of | New recovered for the week of | Weekly change from Previous week | Active cases | New active for the week of | New active for the week of | Weekly change from Previous week | Total tests | Tests Per million People |
| | | | 26 Sep. | 19 Sep. | | | 26 Sep. | 19 Sep. | | | 26 Sep. | 19 Sep. | | | 26 Sep. | 19 Sep. | | | |
| | | | | | | | | | | | | | | | | | | | |
| North Africa | 14-Feb-20 | 2,510,416 | 25,871 | 34,000 | -8,129 | 67,219 | 888 | 818 | 70 | 2,253,270 | 33,032 | 47,051 | -14,019 | 189,927 | -8,049 | -13,869 | 5,820 | 18,674,821 | 90,463 |
| Algeria | 26-Feb-20 | 202,722 | 1,122 | 1,532 | -410 | 5,777 | 83 | 116 | -33 | 138,852 | 920 | 1,270 | -350 | 58,093 | 119 | 146 | -27 | 230,861 | 5,265 |
| Egypt | 14-Feb-20 | 301,625 | 4,696 | 3,972 | 724 | 17,187 | 217 | 99 | 118 | 254,471 | 4,167 | 3,578 | 589 | 29,967 | 312 | 295 | 17 | 3,778,673 | 36,925 |
| Libya | 25-Mar-20 | 335,991 | 5,046 | 7,015 | -1,969 | 4,588 | 87 | 74 | 13 | 253,924 | 7,115 | 9,144 | -2,029 | 77,479 | -2,156 | -2,203 | 47 | 1,652,675 | 240,519 |
| Mauritania | 14-Mar-20 | 35,859 | 397 | 584 | -187 | 768 | 2 | 12 | -10 | 34,291 | 608 | 811 | -203 | 800 | -213 | -239 | 26 | 467,896 | 100,630 |
| Morocco | 5-Mar-20 | 929,305 | 9,624 | 15,034 | -5,410 | 14,167 | 257 | 364 | -107 | 898,972 | 16,817 | 24,500 | -7,683 | 16,166 | -7,450 | -9,830 | 2,380 | 9,643,359 | 261,263 |
| Tunisia | 5-Mar-20 | 704,914 | 4,986 | 5,863 | -877 | 24,732 | 242 | 153 | 89 | 672,760 | 3,405 | 7,748 | -4,343 | 7,422 | 1,339 | -2,038 | 3,377 | 2,901,357 | 245,490 |

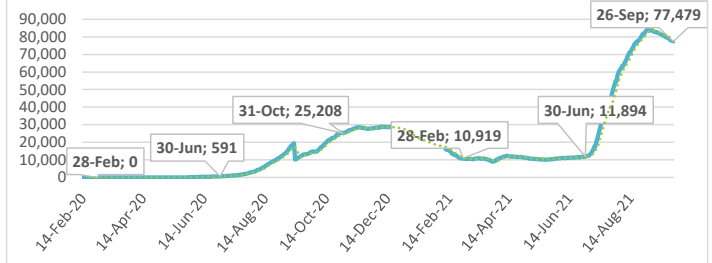
Algeria: Total Active Cases



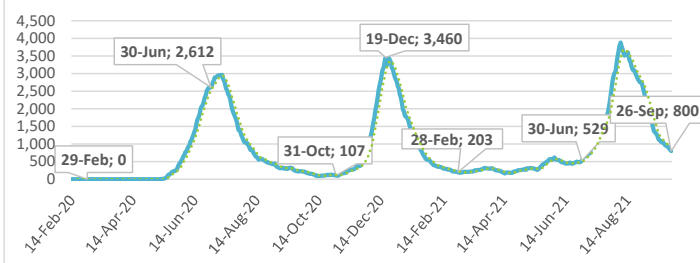
Egypt: Total Active Cases



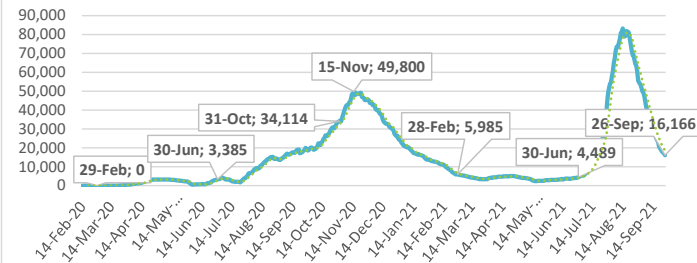
Libya: Total Active Cases



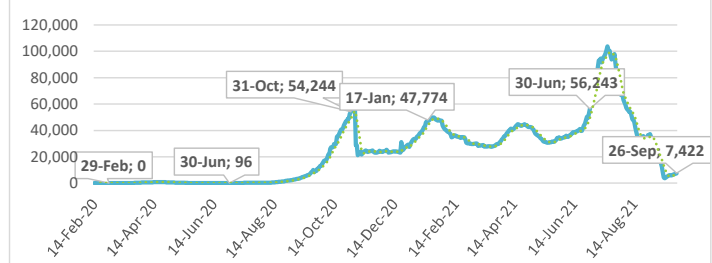
Mauritania: Total Active Cases



Morocco: Total Active Cases



Tunisia: Total Active Cases



.....: 7-day moving average

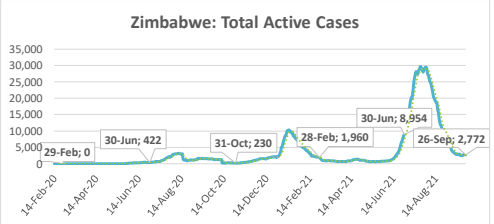
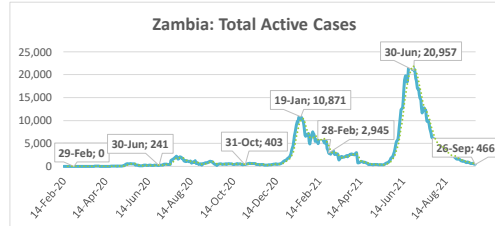
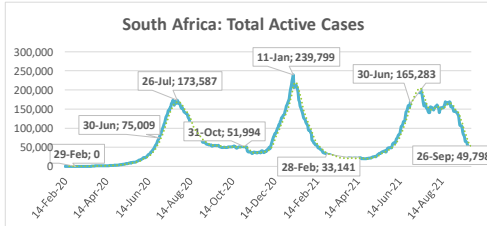
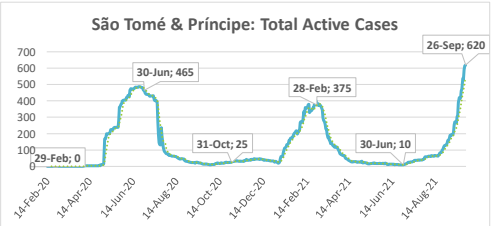
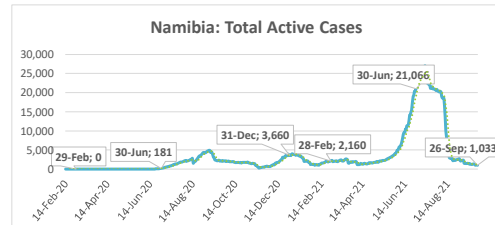
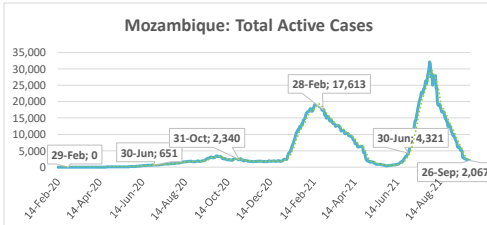
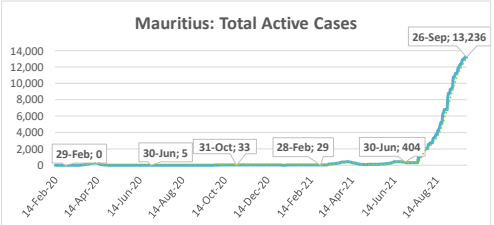
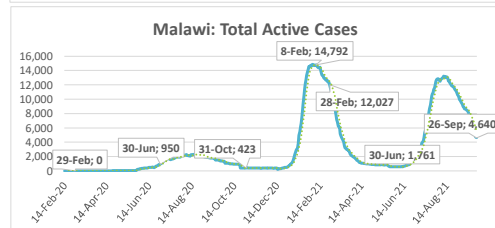
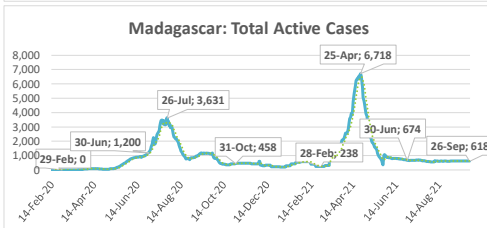
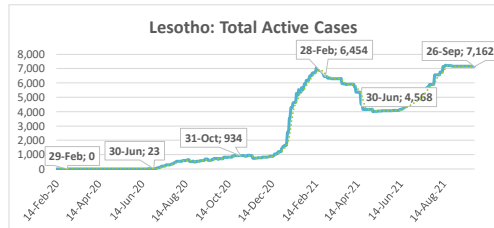
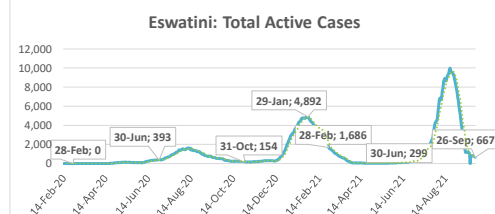
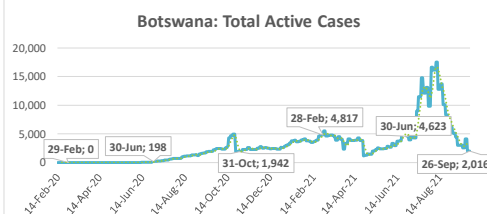
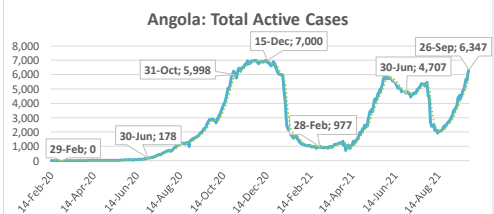
Southern Africa

Highlights of the Covid-19 Situation in Southern Africa for the Week Ending September 26, 2021

- **As of Sunday, September 26, 2021, the number of total cases in the Southern Africa region reached 3,927,841.** The region reported 25,978 new cases in the week, which is a 36.1% decline compared to the preceding week. The total number of deaths reported reached 109,484, recording 1,092 new deaths during week. The total number of recovered cases reached 3,726,915, of which 1.1% were newly recovered cases during the week. The total number of active cases stands at 91,442, indicating a decline of 15,686 cases in the week. Around 91% of the weekly decline in the number of active cases in the region is attributable to South Africa.
- **South Africa accounted for 73.8% of the total cases reported in the region since the start of the pandemic and 55.1% of the new cases in the region during the week.** São Tomé & Príncipe has the lowest number of total cases reported in the region at 3,344.
- **The average case fatality rate (CFR) for the region stands at 2.8%. The highest CFR in the region was reported in Malawi at 3.7% and the lowest in Mauritius at 0.5%.**

Summary of COVID-19 tracking in Southern Africa: Situation for the week ending 26 September 2021

| | Date of first case | Cases | | | | Deaths | | | | Recovered | | | | Active | | | | Test | |
|---------------------|--------------------|-------------|---------------------------|---------------------------|---------------|--------------|----------------------------|----------------------------|----------------------------------|-----------------|-------------------------------|-------------------------------|----------------------------------|--------------|----------------------------|----------------------------|----------------------------------|-------------|--------------------------|
| | | Total cases | New cases for the week of | New cases for the week of | Weekly change | Total deaths | New deaths for the week of | New deaths for the week of | Weekly change from Previous week | Total Recovered | New recovered for the week of | New recovered for the week of | Weekly change from Previous week | Active cases | New active for the week of | New active for the week of | Weekly change from Previous week | Total tests | Tests Per million People |
| | | 26 Sep. | 19 Sep. | 12 Sep. | 5 Sep. | 26 Sep. | 19 Sep. | 12 Sep. | 5 Sep. | 26 Sep. | 19 Sep. | 12 Sep. | 5 Sep. | 26 Sep. | 19 Sep. | 12 Sep. | 5 Sep. | 26 Sep. | 19 Sep. |
| Southern Africa | 5-Mar-20 | 3,927,841 | 25,978 | 40,658 | -14,680 | 109,484 | 1,092 | 1,503 | -411 | 3,726,915 | 40,572 | 85,758 | -45,186 | 91,442 | -15,686 | -46,603 | 30,917 | 27,294,528 | 128,033 |
| Angola | 27-Mar-20 | 55,121 | 2,698 | 1,977 | 721 | 1,501 | 113 | 49 | 64 | 47,273 | 1,234 | 1,387 | -153 | 6,347 | 1,351 | 541 | 810 | 986,534 | 30,017 |
| Botswana | 16-Mar-20 | 176,427 | 4,175 | 8,587 | -4,412 | 2,360 | 17 | 18 | -1 | 172,051 | 4,733 | 8,980 | -4,247 | 2,016 | -575 | -411 | -164 | 1,735,938 | 738,186 |
| Eswatini | 14-Mar-20 | 45,770 | 390 | 517 | -127 | 1,212 | 17 | 23 | -6 | 43,891 | 655 | 726 | -71 | 667 | -282 | -232 | -50 | 343,217 | 295,835 |
| Lesotho | 13-May-20 | 14,395 | 0 | 0 | 0 | 403 | 0 | 0 | 0 | 6,830 | 0 | 0 | 0 | 7,162 | 0 | 0 | 0 | 205,536 | 95,944 |
| Madagascar | 20-Mar-20 | 42,898 | 0 | 4 | -4 | 958 | 0 | 0 | 0 | 41,322 | 0 | 4 | -4 | 618 | 0 | 0 | 0 | 249,510 | 9,011 |
| Malawi | 2-Apr-20 | 61,509 | 146 | 250 | -104 | 2,276 | 15 | 23 | -8 | 54,593 | 2,588 | 1,621 | 967 | 4,640 | -2,457 | -1,394 | -1,063 | 406,996 | 21,275 |
| Mauritius | 18-Mar-20 | 15,161 | 918 | 1,129 | -211 | 71 | 21 | 8 | 13 | 1,854 | 0 | 0 | 0 | 13,236 | 897 | 1,121 | -224 | 359,627 | 282,777 |
| Mozambique | 27-Mar-20 | 150,530 | 512 | 811 | -299 | 1,909 | 6 | 11 | -5 | 146,554 | 948 | 4,214 | -3,266 | 2,067 | -442 | -3,414 | -2,972 | 900,080 | 28,798 |
| Namibia | 14-Mar-20 | 127,261 | 450 | 521 | -71 | 3,494 | 25 | 34 | -9 | 122,734 | 653 | 708 | -55 | 1,033 | -228 | -221 | -7 | 696,959 | 274,296 |
| São Tomé & Príncipe | 6-Apr-20 | 3,344 | 301 | 227 | 74 | 49 | 6 | 4 | -2 | 2,675 | 93 | 78 | 15 | 620 | 202 | 145 | 57 | 25,307 | 115,473 |
| South Africa | 5-Mar-20 | 2,896,943 | 14,313 | 24,435 | -10,122 | 87,001 | 827 | 1,297 | -470 | 2,760,144 | 27,781 | 65,067 | -37,286 | 49,798 | -14,295 | -41,929 | 27,634 | 17,572,675 | 296,292 |
| Zambia | 18-Mar-20 | 208,857 | 388 | 531 | -143 | 3,646 | 8 | 7 | -1 | 204,745 | 584 | 819 | -235 | 466 | -204 | -295 | 91 | 2,432,934 | 132,340 |
| Zimbabwe | 25-Mar-20 | 129,625 | 1,687 | 1,669 | 18 | 4,604 | 37 | 29 | 8 | 122,249 | 1,303 | 2,154 | -851 | 2,772 | 347 | -514 | 861 | 1,379,215 | 92,796 |



.....: 7-day moving average

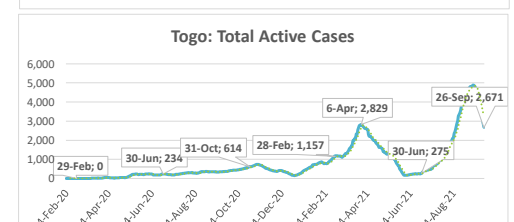
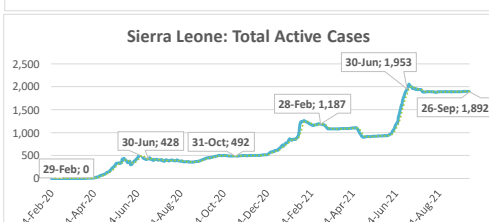
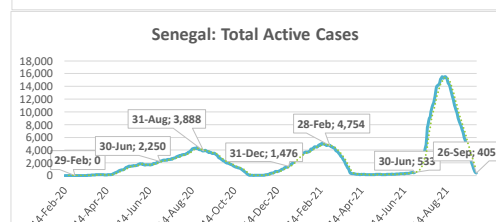
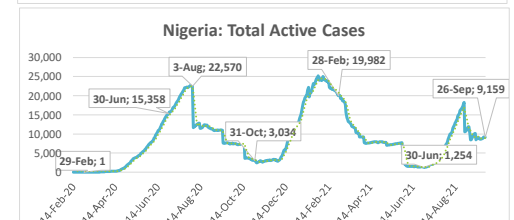
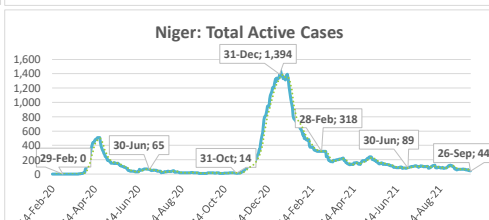
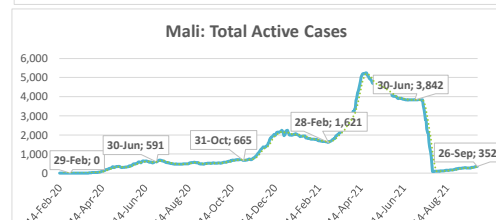
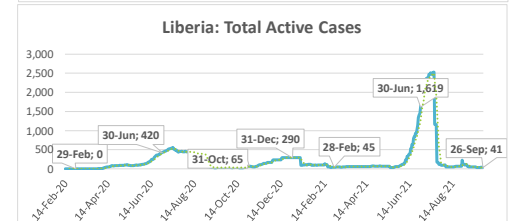
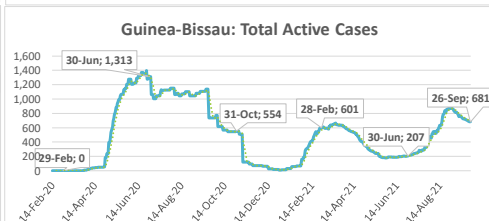
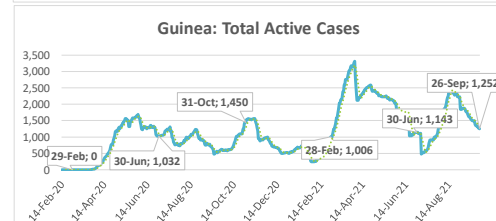
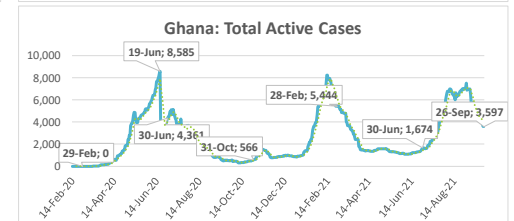
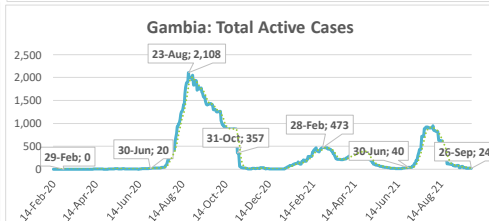
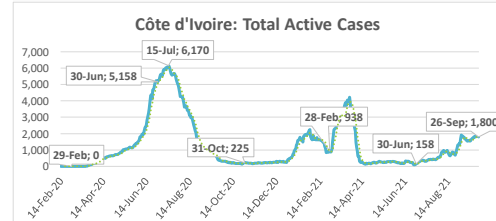
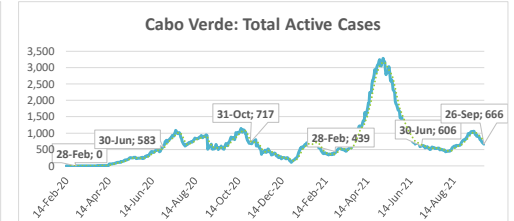
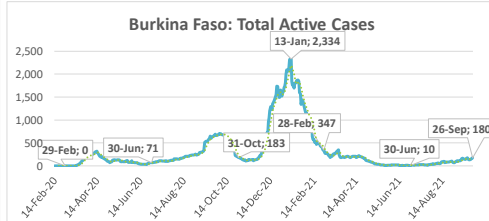
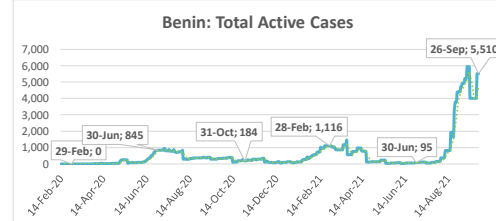
West Africa

Highlights of the Covid-19 Situation in West Africa for the Week Ending September 26, 2021

- **As of Sunday, September 26, 2021, the number of total cases in the West Africa region reached 644,158.** The region reported 7,938 new cases during the week, which is a 13.0% decline compared to the new cases reported in the preceding week. The total number of deaths reported reached 9,171, of which 141 were new deaths during the week. The number of total recovered cases reached 606,713, of which 1.7% were newly recovered cases during the week. The total number of active cases stands at 28,274, indicating a decline of 2,244 cases in the week. The weekly decline in the number of active cases in the region is mainly attributable to Senegal and Togo.
- **Nigeria accounted for 31.7% of the total cases reported in the West region since the start of the pandemic and 33.5% of the new cases in the region during the week.** Liberia has the lowest number of total cases in the region since the start of the pandemic with a total of 5,792.
- **The average case fatality rate (CFR) for the region stands at 1.4%. The highest CFR in the region was reported in Liberia at 4.9% and the lowest in Benin at 0.7%.**

Summary of COVID-19 tracking in West Africa: Situation for the week ending 26 September 2021

| | Date of first case | Cases | | | | Deaths | | | | Recovered | | | | Active | | | | Test | |
|---------------|--------------------|-------------|---------------------------|---------------------------|---------------|--------------|----------------------------|----------------------------|----------------------------------|-----------------|-------------------------------|-------------------------------|----------------------------------|--------------|----------------------------|----------------------------|----------------------------------|-------------|--------------------------|
| | | Total cases | New cases for the week of | New cases for the week of | Weekly change | Total deaths | New deaths for the week of | New deaths for the week of | Weekly change from Previous week | Total Recovered | New recovered for the week of | New recovered for the week of | Weekly change from Previous week | Active cases | New active for the week of | New active for the week of | Weekly change from Previous week | Total tests | Tests Per million People |
| | | 26 Sep. | 19 Sep. | 19 Sep. | 19 Sep. | 26 Sep. | 19 Sep. | 19 Sep. | 19 Sep. | 26 Sep. | 19 Sep. | 19 Sep. | 19 Sep. | 26 Sep. | 19 Sep. | 19 Sep. | 19 Sep. | 26 Sep. | 26 Sep. |
| West Africa | 28-Feb-20 | 644,199 | 7,979 | 9,125 | -1,146 | 9,171 | 141 | 187 | -46 | 606,754 | 10,082 | 16,674 | -6,592 | 28,274 | -2,244 | -7,736 | 5,492 | 9,894,355 | 24,910 |
| Benin | 16-Mar-20 | 22,958 | 1,508 | 1,609 | -101 | 154 | 8 | 5 | -3 | 17,294 | 0 | 3,538 | -3,538 | 5,510 | 1,500 | -1,934 | 3,434 | 604,310 | 49,847 |
| Burkina Faso | 9-Mar-20 | 14,172 | 131 | 99 | 32 | 180 | 8 | 1 | 7 | 13,812 | 115 | 91 | 24 | 180 | 8 | 7 | 1 | 217,086 | 10,385 |
| Cabo Verde | 20-Mar-20 | 37,448 | 340 | 520 | -180 | 334 | 4 | 10 | -6 | 36,448 | 582 | 654 | -72 | 666 | -246 | -144 | -102 | 344,520 | 619,655 |
| Côte d'Ivoire | 11-Mar-20 | 59,879 | 859 | 1,011 | -152 | 600 | 34 | 51 | -17 | 57,479 | 791 | 763 | 28 | 1,800 | 34 | 197 | -163 | 1,001,419 | 37,964 |
| Gambia, The | 18-Mar-20 | 9,930 | 42 | 40 | 2 | 335 | 3 | 4 | -1 | 9,571 | 38 | 76 | -38 | 24 | 1 | -40 | 41 | 109,022 | 45,113 |
| Ghana | 12-Mar-20 | 126,621 | 1,360 | 1,740 | -380 | 1,146 | 25 | 25 | 0 | 121,878 | 2,019 | 2,507 | -488 | 3,597 | -684 | -792 | 108 | 1,731,175 | 55,713 |
| Guinea | 13-Mar-20 | 30,362 | 226 | 107 | 119 | 377 | 7 | 3 | 4 | 28,733 | 456 | 239 | 217 | 1,252 | -237 | -135 | -102 | 553,188 | 42,123 |
| Guinea-Bissau | 20-Mar-20 | 6,099 | 19 | 58 | -39 | 135 | 5 | 5 | 0 | 5,283 | 46 | 93 | -47 | 681 | -32 | -40 | 8 | 97,355 | 49,469 |
| Liberia | 16-Mar-20 | 5,792 | 15 | 16 | -1 | 283 | 0 | 0 | 0 | 5,468 | 10 | 30 | -20 | 41 | 5 | -14 | 19 | 139,824 | 27,646 |
| Mali | 25-Mar-20 | 15,163 | 95 | 85 | 10 | 547 | 2 | 2 | 0 | 14,264 | 46 | 45 | 1 | 352 | 47 | 38 | 9 | 416,220 | 20,553 |
| Niger | 20-Mar-20 | 5,980 | 23 | 38 | -15 | 201 | 0 | 2 | -2 | 5,735 | 46 | 38 | 8 | 44 | -23 | -2 | -21 | 154,855 | 6,397 |
| Nigeria | 28-Feb-20 | 204,456 | 2,658 | 2,647 | 11 | 2,677 | 22 | 57 | -35 | 192,620 | 2,057 | 4,145 | -2,088 | 9,159 | 579 | -1,555 | 2,134 | 2,997,060 | 14,539 |
| Senegal | 27-Mar-20 | 73,728 | 83 | 167 | -84 | 1,855 | 10 | 14 | -4 | 71,468 | 1,977 | 2,566 | -589 | 405 | -1,904 | -2,413 | 509 | 793,855 | 47,412 |
| Sierra Leone | 31-Mar-20 | 6,393 | 1 | 7 | -6 | 121 | 0 | 0 | 0 | 4,380 | 4 | 2 | 2 | 1,892 | -3 | 5 | -8 | 225,089 | 28,217 |
| Togo | 6-Mar-20 | 25,218 | 619 | 981 | -362 | 226 | 13 | 8 | -5 | 22,321 | 1,895 | 1,887 | 8 | 2,671 | -1,289 | -914 | -375 | 509,377 | 61,528 |



.....: 7-day moving average