



## AFRICAN DEVELOPMENT BANK GROUP

---

### Weekly Data Flash on Covid-19 in Africa<sup>1</sup>:

*The situation as of Sunday, October 3, 2021*

Statistics Department (ECST)

---

<sup>1</sup> This briefing note has been prepared by Roza Mamuye Bora, Senior Statistician; Anouar Chaouch, Statistician; Soumaila Karambiri, Statistical Assistant; Regis Hauhouot Stephane, Statistical Assistant and Desire Lakpa Guy, Statistical Assistant; and Robert Maate, Chief Statistician under the supervision of Louis Kouakou, Division Manager ECST.1

# Contents

	Page
Highlights of the Covid-19 Situation in Africa as of October 3, 2021	1
Data Annexes: Africa	4
Highlights of the Covid-19 Situation in Central Africa as of October 3, 2021	6
Data Annexes: Central Africa	8
Highlights of the Covid-19 Situation in East Africa as of October 3, 2021	9
Data Annexes: East Africa	11
Highlights of the Covid-19 Situation in North Africa as of October 3, 2021	12
Data Annexes: North Africa	14
Highlights of the Covid-19 Situation in Southern Africa as of October 3, 2021	15
Data Annexes: Southern Africa	17
Highlights of the Covid-19 Situation in West Africa as of October 3, 2021	18
Data Annexes: West Africa	20

## Highlights of the Covid-19 Situation in Africa for the Week Ending October 3, 2021 <sup>2</sup>

### *Vaccinations: Status Update*

- **In the week ending October 3, 2021, over 208.6 million new Covid-19 vaccinations were administered globally, leading to an accumulated total of more than 6.3 billion since the start of the program.** In terms of the geographical distribution, China accounts for 34.9% of the total number of Covid-19 vaccinations administered to date, followed by India at 14.3% and the USA at 6.2%.
- **The number of African countries with data on Covid-19 vaccinations stands at 51.** As of October 3, 2021, a total of 155,488,120<sup>2</sup> vaccinations had been administered in Africa, which represents 2.4% of total global vaccinations. Morocco accounts for 27.0% of the vaccinations carried out in Africa to date, followed by South Africa (11.5%) and Egypt (10.9%). According to the latest data from Africa CDC, 4.3% of Africa's population are fully vaccinated. In addition, 6.67 percent have received first dose and await the second dose. Cumulatively, 10.97 percent of the population have received at least one dose.

### *Covid-19 Testing in Africa*

- **As of Sunday, October 3, 2021, over 73.2 million tests for Covid-19 had been administered in Africa, of which over 1.1 million were reported this week.** Nine countries collectively account for 66.6% of the tests conducted in Africa as of October 3, 2021 namely, South Africa (24.3%), Morocco (13.3%), Egypt (5.2%), Ethiopia (4.8%), Nigeria (4.2%), Tunisia (4.0%), Rwanda (3.9%), Kenya (3.5%) and Zambia (3.4%).
- **The average number of tests per 1 million people in Africa as of October 3, 2021 stands at 54,726, which is an increase of 1.5% compared to last week.** Botswana continues to lead on this indicator with 746,019 tests per 1 million people, followed by Cabo Verde (628,079), Gabon (545,596), Eswatini (314,566), South Africa (299,854) and Mauritius (282,777).

### *Confirmed, New and Active Global Covid-19 Cases*

- **Globally, the total number of confirmed Covid-19 cases since the start of the pandemic reached 234,893,938, of which 90.2% have recovered.** The majority of cases (32.4%) occurred in Asia, followed by Europe (25.2%), North America (22.7%), South America (16.1%) and Africa (3.6%).
- **The number of new cases reported globally in the review week amounted to 3,073,898, indicating a decline of 7.4% compared to the new cases recorded in the preceding week.**

---

<sup>2</sup> The vaccination figures indicate the total number of vaccines given regardless of how many doses one received.

- **The number of global deaths due to Covid-19 reached 4,801,313, of which 53,257 were recorded in the week ending October 3, 2021;** this was 6.1% lower than the number of deaths recorded in the previous week. The number of global active cases declined by 355,045 cases in the week under review making an accumulated total of 18,324,282 as of October 3, 2021.
- **Africa makes 3.6% of the total global cases, 4.4% of deaths, 3.6% of recovered cases and 2.6% of active cases as of October 3, 2021, as detailed below.**

### *Confirmed, New and Active Covid-19 Cases in Africa*

- **As of October 3, 2021, the total number of confirmed cases in Africa reached 8,339,903<sup>3</sup>,** 69.5% of which were in seven countries, namely South Africa (34.8%), Morocco (11.2%), Tunisia (8.5%), Ethiopia (4.2%), Libya (4.1%), Egypt (3.7%) and Kenya (3.0%). The five countries with the lowest total number of reported cases were São Tomé & Príncipe, Comoros, Chad, Liberia, and Niger, with cases ranging between 3,535 in São Tomé & Príncipe and 6,042 in Niger, collectively accounting for 0.3% of the confirmed cases in Africa. Considering population size, Seychelles, Botswana, Cabo Verde, Tunisia and Namibia are the five countries with the highest number of confirmed cases per million people with rates ranging from 215,385 in Seychelles to 49,183 in Namibia.
- **In the week under review, a total of 92,501 new cases were reported in Africa,** which is a 15.5% increase compared to the previous week. These new cases in Africa account for 3.0% of the weekly new cases recorded globally. The Eastern Africa region accounted for 41.0% of the weekly new cases in Africa, followed by North Africa (21.7%), Southern Africa (21.6%), Central Africa (10.4%) and West Africa (5.3%).
- **The total number of active cases in Africa declined by 14,075 cases to 472,621 in the week under review.** Currently, eight countries collectively account for 70.0% of the active cases in Africa, namely Libya (15.8%), Algeria (12.3%), Rwanda (10.8%), South Africa (8.2%), Egypt (6.4%), Ethiopia (5.9%), the Democratic Republic of Congo (5.3%) and Uganda (5.2%).
- **From a regional perspective, Southern Africa, North Africa and West Africa recorded consecutive declines in active cases in the last six weeks.**

### *Deaths and the Case Fatality Rates in Africa*

- **As of October 3, 2021, a total of 212,043 deaths had been reported in Africa since the start of the pandemic,** of which 52.2% were in Southern Africa, 32.1% in North Africa, 9.8% in East Africa, 4.4% in West Africa and 1.6% in Central Africa. The five countries with the highest number of reported deaths due to Covid-19 since the start of the pandemic are South Africa, Tunisia, Egypt, Morocco and Algeria, ranging from 87,780 in South Africa to 5,822 in Algeria. A total of 2,989 new deaths were reported in Africa in the week under review, which is an increase of 6.7% compared to the preceding week.

---

<sup>3</sup> Tanzania has resumed releasing new data on Covid-19 this week. The Central Africa Republic and Madagascar have not released new data for this week

- **The case fatality rate (CFR), i.e. deaths per confirmed cases for Africa, stands at 2.5%, which is higher than the global CFR rate of 2.0%.** Regionally, West Africa has the lowest CFR at 1.4%, followed by Central Africa at 1.5%, East Africa at 2.1%, North Africa at 2.7% and Southern Africa at 2.8%. As of October 3, 2021, nineteen African countries recorded CFRs higher than the African average with the highest in Sudan at 7.6%, followed by Egypt (5.7%), Somalia (5.5%), Liberia (4.9%), Malawi (3.7%), Mali (3.6%), Comoros (3.5%), Zimbabwe (3.5%), Tunisia (3.5%), Chad (3.4%), Niger (3.4%), The Gambia (3.4%), South Africa (3.0%), Lesotho (3.0%), Algeria (2.9%), Namibia (2.8%), Tanzania (2.8%), Angola (2.7%) and Eswatini (2.7%).

### *Recovery Rates in Africa*

- **As of October 3, 2021, the number of recovered cases in Africa reached 7,655,239, representing 91.8% of its total confirmed cases<sup>4</sup>.** Regionally, the recovery rates stand at 95.1% for Southern Africa and West Africa, 90.2% for North Africa, 83.7% for East Africa, and 77.7% for Central Africa. In the week under review, 103,587 newly recovered cases were reported.

---

<sup>4</sup> Burundi has not been publishing new data on recovered cases since 6 January 21.

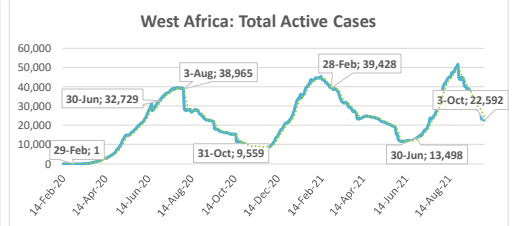
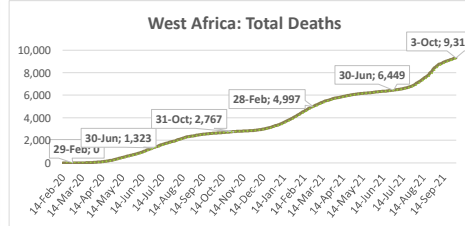
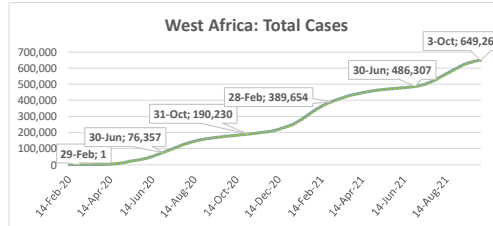
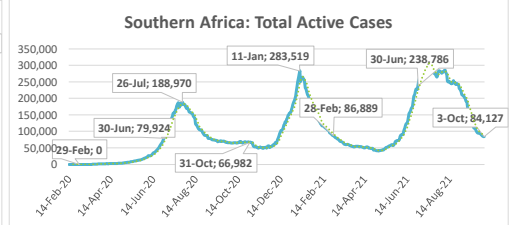
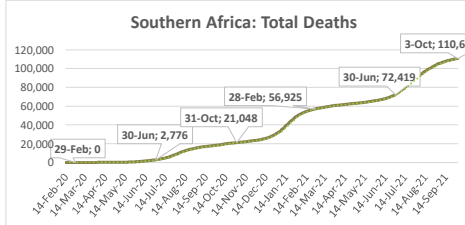
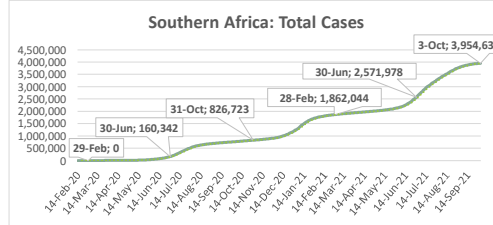
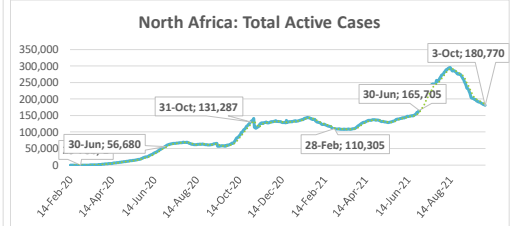
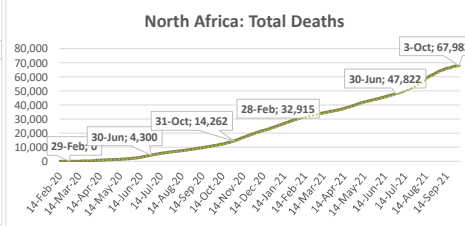
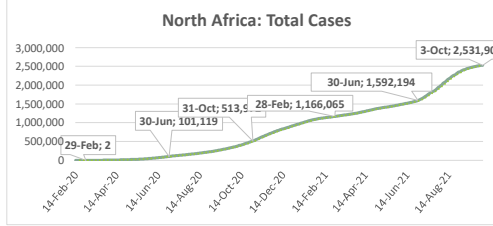
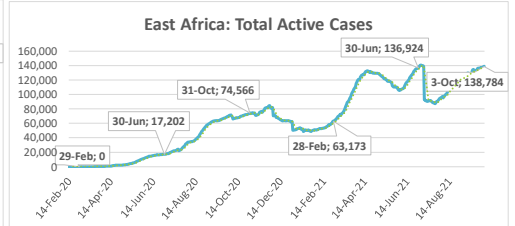
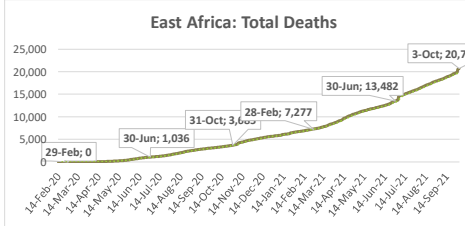
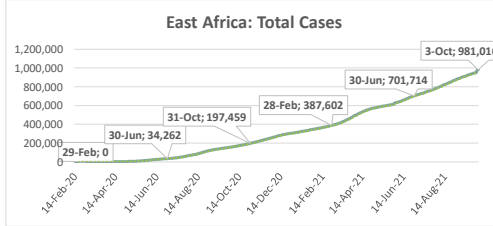
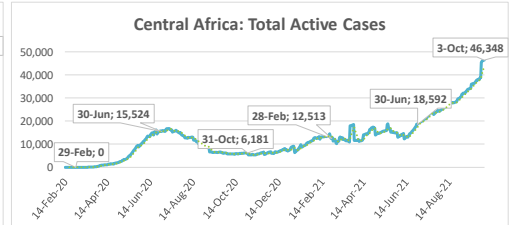
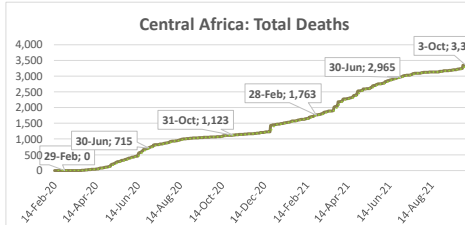
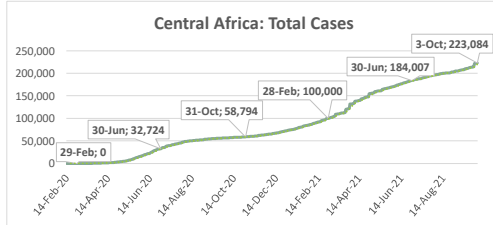
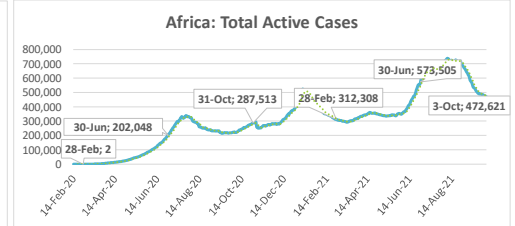
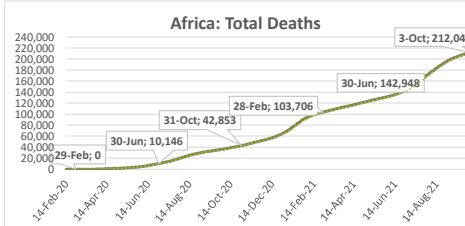
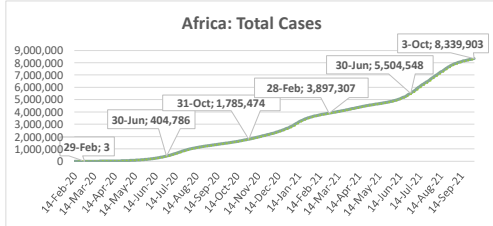
Status of Vaccinations Administered in Africa and Selected Global Countries for the Week Ending 3 October 2021					
	Vaccinations				
	Total vaccinations	% of population vaccinated	New vaccinations for the week of	New vaccinations for the week of	Weekly change
			3 Oct	26 Sep	
World	6,348,128,481	81.4	208,638,359	186,970,851	21,667,508
AFRICA	155,674,442	11.6	15,538,366	10,222,243	5,316,123
Algeria	14,082,920	32.7	4,093,258	0	4,093,258
Angola	3,134,137	9.5	314,003	350,801	-36,798
Benin	247,674	2.0	33,278	38,470	-5,192
Botswana	629,604	26.8	22,905	19,104	3,801
Burkina Faso	234,490	1.1	0	68,330	-68,330
Cabo Verde	420,246	75.6	18,171	33,286	-15,115
Cameroon	469,341	1.8	9,944	14,876	-4,932
Central African Rep	197,103	4.1	56,611	37,901	18,710
Chad	123,426	0.8	10,291	14,922	-4,631
Comoros	190,637	21.9	15,599	0	15,599
Congo DRC	136,094	0.2	1,234	14,798	-13,564
Congo Rep	346,613	6.3	16,708	10,674	6,034
Côte d'Ivoire	2,238,044	8.5	334,980	204,091	130,889
Djibouti	92,097	9.3	24,868	1,219	23,649
Egypt	16,959,764	16.6	3,150,966	1,614,261	1,536,705
Equatorial Guinea	397,083	28.3	9,573	12,310	-2,737
Eswatini	248,985	21.5	9,434	29,274	-19,840
Ethiopia	3,740,160	3.3	246,690	533,361	-286,671
Gabon	180,320	8.1	2,928	30,928	-28,000
Gambia, The	208,379	8.6	6,544	0	6,544
Ghana	1,653,422	5.3	10,250	371,779	-361,529
Guinea	1,806,301	13.8	251,632	166,970	84,662
Guinea Bissau	94,715	4.8	0	63,625	-63,625
Kenya	3,860,780	7.2	247,423	262,248	-14,825
Lesotho	324,686	15.2	75,513	177,576	-102,063
Liberia	299,217	5.9	50,572	134,965	-84,393
Libya	1,637,401	23.8	135,779	107,926	27,853
Madagascar	197,001	0.7	0	0	0
Malawi	1,121,630	5.9	60,477	60,131	346
Mali	413,563	2.0	15,710	27,324	-11,614
Mauritania	1,118,158	24.0	241,787	49,842	191,945
Mauritius	1,655,555	130.2	21,603	8,087	13,516
Morocco	41,995,999	113.8	2,472,080	2,285,831	186,249
Mozambique	3,644,423	11.7	0	216,937	-216,937
Namibia	428,989	16.9	21,487	33,324	-11,837
Niger	533,899	2.2	-87,954	0	-87,954
Nigeria	6,852,590	3.3	597,565	396,288	201,277
Rwanda	3,779,887	29.2	370,417	527,336	-156,919
Sao Tome	68,443	31.2	13,407	3,589	9,818
Senegal	1,812,874	10.8	28,042	16,768	11,274
Seychelles	148,402	150.9	0	2,782	-2,782
Sierra Leone	236,465	3.0	15,355	0	15,355
Somalia	495,041	3.1	64,279	79,457	-15,178
South Africa	17,875,187	30.1	1,047,397	835,416	211,981
South Sudan	108,602	1.0	7,981	33,512	-25,531
Sudan	1,765,263	4.0	265,281	76,655	188,626
Togo	1,125,671	13.6	292,849	180,881	111,968
Tunisia	8,122,053	68.7	696,776	408,106	288,670
Uganda	2,058,553	4.5	0	360,805	-360,805
Zambia	753,555	4.1	54,345	51,107	3,238
Zimbabwe	5,409,000	36.4	190,328	254,370	-64,042
Americas					
Brazil	241,239,220	114.3	9,394,684	9,521,882	-127,198
Canada	56,445,611	150.2	634,102	751,148	-117,046
U.S.A	395,934,825	120.6	5,820,497	4,528,316	1,292,181
Asia					
China	2,212,961,000	158.3	15,272,000	23,646,000	-8,374,000
India	907,894,349	66.4	47,827,759	51,677,294	-3,849,535
Europe					
France	94,771,408	141.3	953,590	1,555,408	-601,818
Germany	108,011,215	129.9	1,147,822	1,456,005	-308,183
Israel	15,331,057	169.3	401,779	197,191	204,588
U.K.	93,898,348	140.5	436,461	459,797	-23,336
Middle East					
Saudi Arabia	42,436,060	123.8	794,401	753,544	40,857
U.A.E.	20,196,549	206.7	340,388	410,289	-69,901

Total of vaccinations

% of population vaccinated

# Summary of COVID-19 tracking in Africa: Situation for the week ending 3 October 2021

	Date of first case	Cases				Deaths				Recovered				Active				Test	
		Total cases	New cases for the week of	New cases for the week of	Weekly change from Previous week	Total deaths	New deaths for the week of	New deaths for the week of	Weekly change from Previous week	Total Recovered	New recovered for the week of	New recovered for the week of	Weekly change from Previous week	Active cases	New active for the week of	New active for the week of	Weekly change from Previous week	Total tests	Tests Per million People
			3 Oct.	26 Sep.			3 Oct.	26 Sep.			3 Oct.	26 Sep.			3 Oct.	26 Sep.			
World	31-Dec-19	234,893,938	3,073,898	3,318,848	-244,950	4,801,313	53,257	56,723	-3,466	211,768,343	3,375,686	3,400,562	-24,876	18,324,282	-355,045	-138,437	-216,608	3,715,288,664	476,637
Africa	14-Feb-20	8,339,903	92,501	80,103	12,398	212,043	2,989	2,800	189	7,655,239	103,587	97,992	5,595	472,621	-14,075	-19,740	5,665	73,268,214	54,726
Central Africa	6-Mar-20	223,084	9,605	2,933	6,672	3,351	115	31	84	173,385	1,198	1,140	58	46,348	8,292	1,762	6,530	4,218,290	28,792
East Africa	13-Mar-20	981,016	37,931	15,783	22,148	20,710	1,131	512	619	821,522	34,471	11,958	22,513	138,784	2,329	3,313	-984	12,410,195	33,051
North Africa	14-Feb-20	2,531,904	20,118	27,241	-7,123	67,982	678	973	-295	2,283,152	28,627	34,287	-5,660	180,770	-9,187	-8,019	-1,168	18,923,849	91,670
Southern Africa	5-Mar-20	3,954,632	19,968	25,978	-6,010	110,688	924	1,143	-219	3,759,817	28,686	40,521	-11,835	84,127	-9,642	-15,686	6,044	27,679,358	129,838
West Africa	28-Feb-20	649,267	4,879	8,168	-3,289	9,312	141	141	0	617,363	10,605	10,086	519	22,592	-5,867	-2,059	-3,808	10,036,522	25,268



.....: 7-day moving average

---

---

# Central Africa

---

---

## **Highlights of the Covid-19 Situation in Central Africa for the Week Ending October 3, 2021**

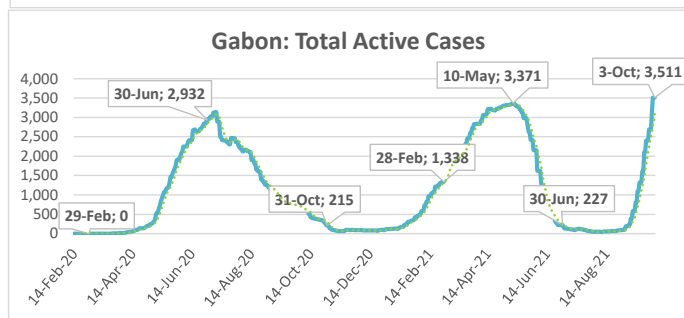
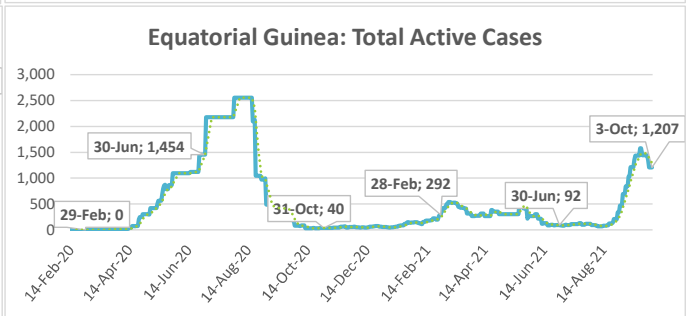
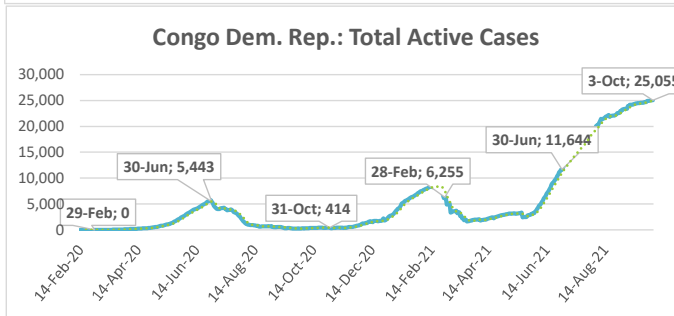
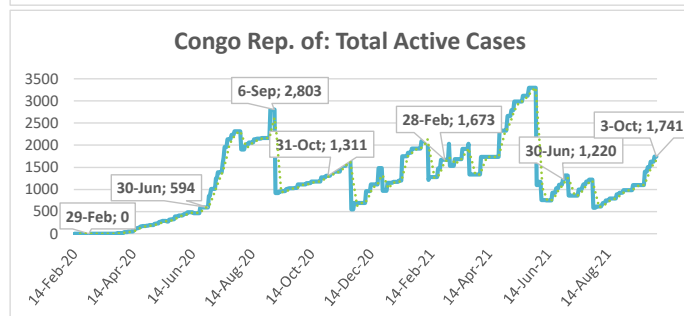
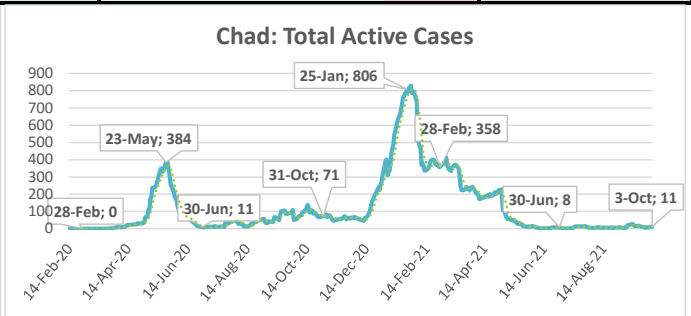
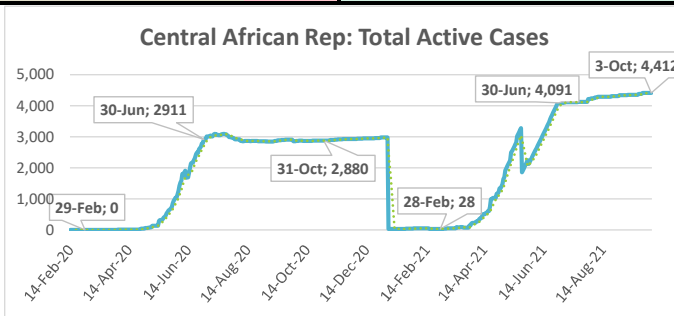
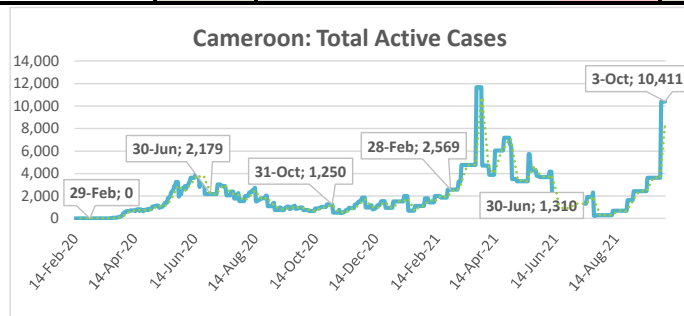
- **As of Sunday, October 3, 2021, the number of reported total cases in the Central Africa region reached 223,084.** The region reported 9,605<sup>1</sup> new cases during the week. The total number of deaths reported since the start of the pandemic reached 3,351, recording 115 new deaths during the week. The number of total recovered cases reached 173,385, of which 0.7% were newly recovered cases during the week. The total number of active cases stands at 46,348, indicating an increase of 8,292 cases during the week. The weekly increase in the number of active cases in the region is largely attributed to Cameroon.
- **Cameroon accounted for 41.4% of the total cases reported in the region since the start of the pandemic and 71.7% of the new cases reported during the week.** Chad has recorded the lowest number of total cases in the Central region since the start of the pandemic at 5,044.
- **The average case fatality rate (CFR) for the region stands at 1.5%. The highest CFR in the region was reported in Chad at 3.4% and the lowest in Gabon at 0.6%.**

---

<sup>1</sup> Cameroon reported figures for two weeks, which affected the total weekly figure.

# Summary of COVID-19 tracking in Central Africa: Situation for the week ending 3 October 2021

	Date of first case	Cases				Deaths				Recovered				Active				Test	
		Total cases	New cases for the week of	New cases for the week of	Weekly change	Total deaths	New deaths for the week of	New deaths for the week of	Weekly change from Previous week	Total Recovered	New recovered for the week of	New recovered for the week of	Weekly change from Previous week	Active cases	New active for the week of	New active for the week of	Weekly change from Previous week	Total tests	Tests Per million People
			3 Oct.	26 Sep.			3 Oct.	26 Sep.			3 Oct.	26 Sep.			3 Oct.	26 Sep.			
Central Africa	6-Mar-20	223,084	9,605	2,933	6,672	3,351	115	31	84	173,385	1,198	1,140	58	46,348	8,292	1,762	6,530	4,218,290	28,792
Cameroon	6-Mar-20	92,303	6,889	0	6,889	1,459	91	0	91	80,433	0	0	0	10,411	6,798	0	6,798	1,966,787	74,090
Central African Rep.	15-Mar-20	11,371	0	62	-62	100	0	0	0	6,859	0	0	0	4,412	0	62	-62	66,285	13,724
Chad	19-Mar-20	5,044	12	3	9	174	0	0	0	4,859	9	13	-4	11	3	-10	13	146,983	8,948
Congo Rep. of	15-Mar-20	14,359	246	412	-166	197	6	8	-2	12,421	0	0	0	1,741	240	404	-164	231,146	41,889
Congo Dem. Rep.	10-Mar-20	56,997	380	230	150	1,084	1	15	-14	30,858	0	0	0	25,055	379	215	164	369,662	4,127
Equatorial Guinea	14-Mar-20	12,362	556	743	-187	147	5	5	0	11,008	783	735	48	1,207	-232	3	-235	223,075	159,000
Gabon	12-Mar-20	30,648	1,522	1,483	39	190	12	3	9	26,947	406	392	14	3,511	1,104	1,088	16	1,214,352	545,596



.....: 7-day moving average

---

---

# **East Africa**

---

---

## **Highlights of the Covid-19 Situation in East Africa for the Week Ending October 3, 2021**

- **As of Sunday, October 3, 2021, the number of total cases in the East Africa region reached 981,016.** The region reported 37,931 new cases in the week, which is a more than twice<sup>1</sup> increase compared to the preceding week. The total number of deaths reported reached 20,710, recording 1,131 new deaths during the week. The number of total recovered cases reached 821,522<sup>2</sup>, of which 4.2% were newly recovered cases during the week. The total number of active cases stands at 138,784, indicating an increase of 2,329 cases in the week. The weekly increase in the number of active cases in the region is mainly attributable to Rwanda and Burundi.
- **Ethiopia accounted for 35.5% of the total cases reported in the region since the start of the pandemic, while 64.5% of the new cases reported in the region during the week is attributable to Tanzania.** Comoros has reported the lowest number of total cases in the region since the start of the pandemic at 4,155.

**The average case fatality rate (CFR) for the region stands at 2.1%. The highest CFR in the region was reported in Sudan at 7.6% and the lowest in Burundi at 0.2%.**

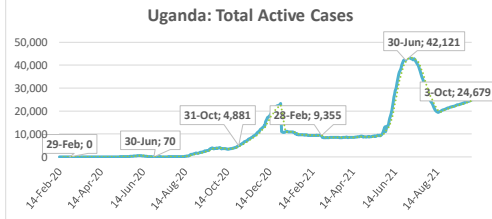
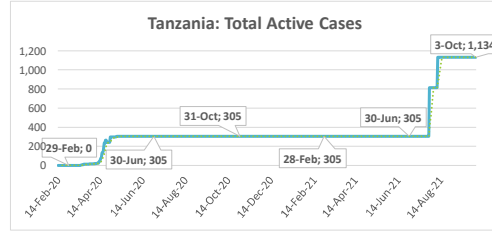
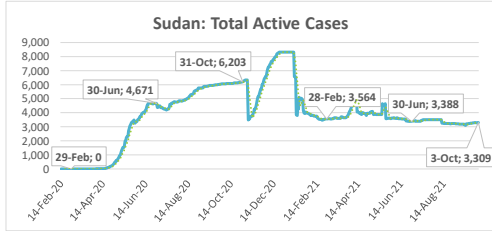
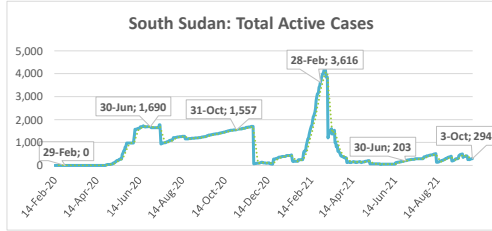
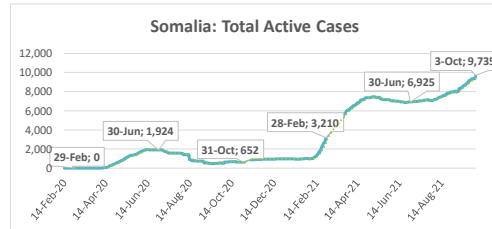
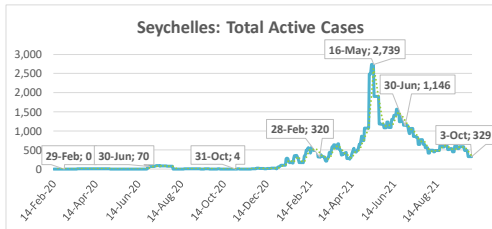
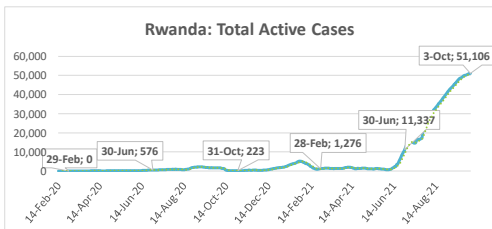
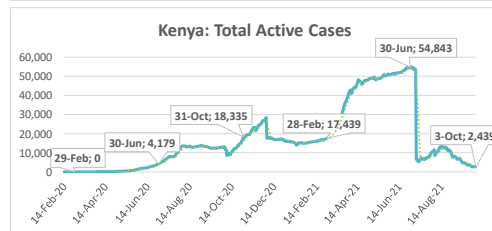
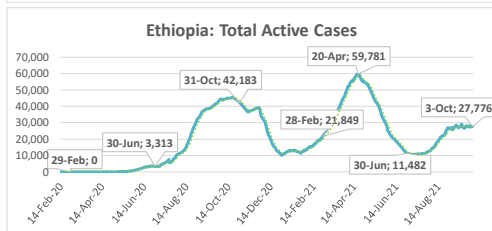
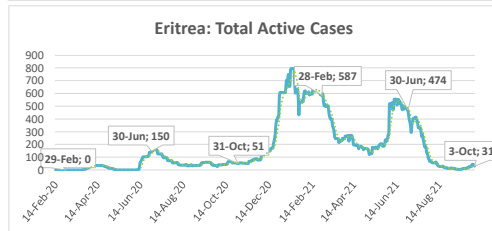
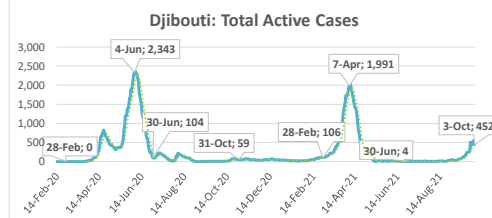
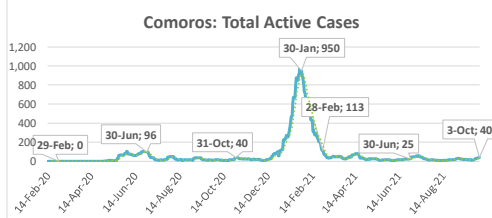
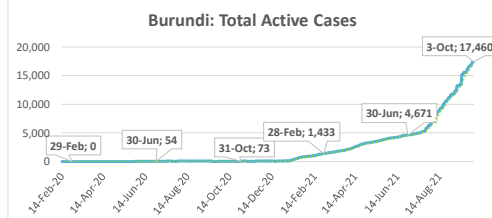
---

<sup>1</sup> This is the result of Tanzania releasing cumulative data for the last two months.

<sup>2</sup> Burundi has not been publishing new data on recovered cases since 6 January 21

# Summary of COVID-19 tracking in East Africa: Situation for the week ending 3 October 2021

	Date of first case	Cases				Deaths				Recovered				Active				Test	
		Total cases	New cases for the week of	New cases for the week of	Weekly change	Total deaths	New deaths for the week of	New deaths for the week of	Weekly change from Previous week	Total Recovered	New recovered for the week of	New recovered for the week of	Weekly change from Previous week	Active cases	New active for the week of	New active for the week of	Weekly change from Previous week	Total tests	Tests Per million People
		3 Oct.	26 Sep.	26 Sep.	26 Sep.	3 Oct.	26 Sep.	26 Sep.	26 Sep.	3 Oct.	26 Sep.	26 Sep.	26 Sep.	3 Oct.	26 Sep.	26 Sep.	26 Sep.	3 Oct.	3 Oct.
East Africa	13-Mar-20	981,016	37,931	15,783	22,148	20,710	1,131	512	619	821,522	34,471	11,958	22,513	138,784	2,329	3,313	-984	12,410,195	33,051
Burundi	31-Mar-20	18,271	965	950	15	38	0	0	0	773	0	0	0	17,460	965	950	-15	746,911	62,814
Comoros	2-May-20	4,155	38	11	27	147	0	0	0	3,968	15	10	5	40	23	1	22	6,227	7,161
Djibouti	18-Mar-20	12,922	669	213	456	171	9	3	6	12,299	461	113	348	452	199	97	102	223,107	225,817
Eritrea	21-Mar-20	6,723	29	23	6	42	0	2	-2	6,650	22	10	12	31	7	11	-4	23,693	6,681
Ethiopia	13-Mar-20	348,669	6,955	8,753	-1,798	5,722	321	271	50	315,171	6,776	7,711	-935	27,776	-142	771	-913	3,497,799	30,425
Kenya	13-Mar-20	250,114	1,653	1,931	-278	5,140	38	113	-75	242,535	2,300	2,940	-640	2,439	-685	1,122	-437	2,572,609	47,844
Rwanda	14-Mar-20	97,870	1,031	1,582	-551	1,283	31	42	-11	45,481	17	34	-17	51,106	983	1,506	-523	2,861,591	220,934
Seychelles	15-Mar-20	21,507	226	338	-112	115	0	1	-1	21,063	382	436	-54	329	-156	-99	-57	21,504	218,654
Somalia	16-Mar-20	20,577	854	719	135	1,137	34	40	-6	9,705	291	223	68	9,735	529	456	-73	231,183	14,546
South Sudan	5-Apr-20	12,041	93	134	-41	130	2	7	-5	11,617	195	227	-32	294	-104	-100	-4	230,886	20,626
Sudan	13-Mar-20	38,345	144	160	-16	2,906	12	16	-4	32,130	92	116	-24	3,309	40	28	-12	294,629	6,719
Tanzania	16-Mar-20	25,846	24,479	0	24,479	719	669	0	-5	23,993	...	...	...	1,134	...	...	...	3,880	65
Uganda	21-Mar-20	123,976	795	969	-174	3,160	15	17	-2	96,137	110	138	-28	24,679	670	814	-144	1,696,176	37,082



.....: 7-day moving average

---

---

# **North Africa**

---

---

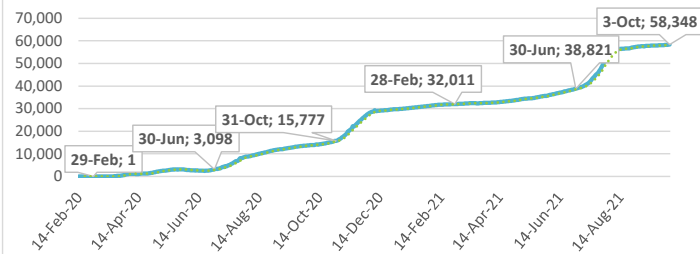
## **Highlights of the Covid-19 Situation in North Africa for the Week Ending October 3, 2021**

- **As of Sunday, October 3, 2021, the number of total cases in the North Africa region reached 2,531,904.** The region reported 20,118 new cases in the week, which is a 26.1% decline compared to the preceding week. The total number of deaths reported reached 67,982 and recorded 678 new deaths during the week. The number of total recovered cases reached 2,283,152, of which 1.3% were newly recovered cases during the week. The total number of active cases stands at 180,770, indicating a decline of 9,187 cases during the week. The weekly decline in the number of active cases in the region is mainly attributable to Morocco followed by Libya and Tunisia.
- **Morocco accounted for 36.9% of the total cases reported in the region since the start of the pandemic and 30.0% of the new cases in the region during the week.** Mauritania has reported the lowest number of total cases in the region since the start of the pandemic which have accumulated to a total of 36,163.
- **The average case fatality rate (CFR) for the region currently stands at 2.7%. The highest CFR in the region was recorded in Egypt at 5.7% and the lowest in Libya at 1.4%.**

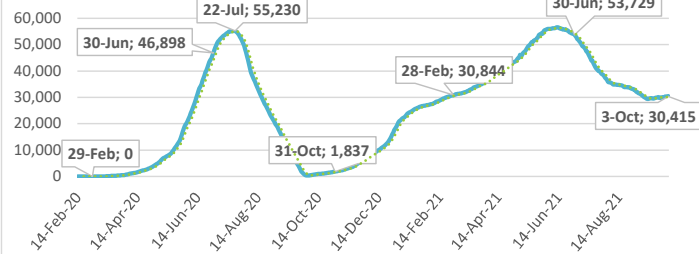
### Summary of COVID-19 tracking in North Africa: Situation for the week ending 3 October 2021

	Date of first case	Cases				Deaths				Recovered				Active				Test	
		Total cases	New cases for the week of	New cases for the week of	Weekly change	Total deaths	New deaths for the week of	New deaths for the week of	Weekly change from Previous week	Total Recovered	New recovered for the week of	New recovered for the week of	Weekly change from Previous week	Active cases	New active for the week of	New active for the week of	Weekly change from Previous week	Total tests	Tests Per million People
			3 Oct.	26 Sep.			3 Oct.	26 Sep.			3 Oct.	26 Sep.			3 Oct.	26 Sep.			
North Africa	14-Feb-20	2,531,904	20,118	27,241	-7,123	67,982	678	973	-295	2,283,152	28,627	34,287	-5,660	180,770	-9,187	-8,019	-1,168	18,923,849	91,670
Algeria	26-Feb-20	203,789	1,067	1,122	-55	5,822	45	83	-38	139,619	767	920	-153	58,348	255	119	136	230,861	5,265
Egypt	14-Feb-20	306,798	5,173	4,696	477	17,436	249	217	32	258,947	4,476	4,167	309	30,415	448	312	136	3,831,518	37,441
Libya	25-Mar-20	341,839	4,859	6,035	-1,176	4,686	80	105	-25	262,416	7,521	8,086	-565	74,737	-2,742	-2,156	-586	1,681,168	244,665
Mauritania	14-Mar-20	36,163	304	397	-93	778	10	2	8	34,834	543	608	-65	551	-249	-213	-36	471,374	101,378
Morocco	5-Mar-20	935,332	6,027	9,624	-3,597	14,339	172	257	-85	909,711	10,739	16,817	-6,078	11,282	-4,884	-7,450	2,566	9,755,261	264,295
Tunisia	5-Mar-20	707,983	2,688	5,367	-2,679	24,921	122	309	-187	677,625	4,581	3,689	892	5,437	-2,015	1,369	-3,384	2,953,667	249,916

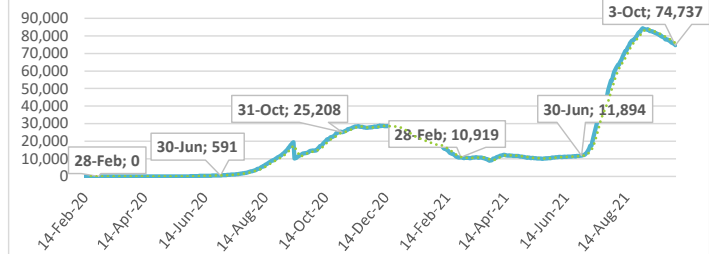
Algeria: Total Active Cases



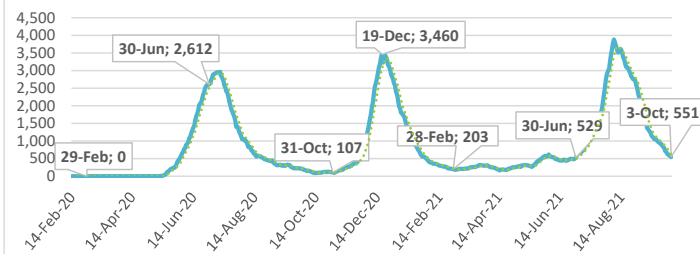
Egypt: Total Active Cases



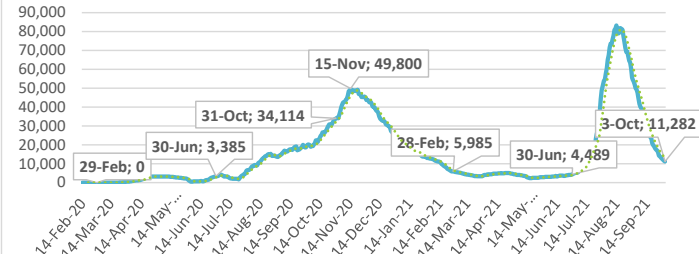
Libya: Total Active Cases



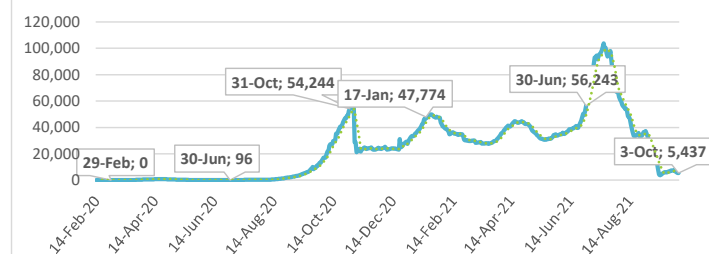
Mauritania: Total Active Cases



Morocco: Total Active Cases



Tunisia: Total Active Cases



.....: 7-day moving average

---

---

# **Southern Africa**

---

---

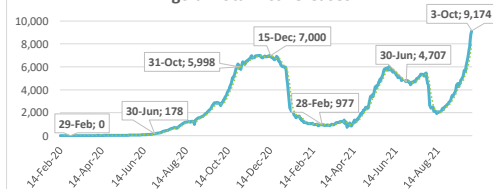
## **Highlights of the Covid-19 Situation in Southern Africa for the Week Ending October 3, 2021**

- **As of Sunday, October 3, 2021, the number of total cases in the Southern Africa region reached 3,954,632.** The region reported 19,968 new cases in the week, which is a 23.1% decline compared to the preceding week. The total number of deaths reported reached 110,688, recording 924 new deaths during week. The total number of recovered cases reached 3,759,817, of which 0.7% were newly recovered cases during the week. The total number of active cases stands at 84,127, indicating a decline of 9,642 cases in the week. The weekly decline in the number of active cases in the region is mainly attributable to South Africa.
- **South Africa accounted for 73.5% of the total cases reported in the region since the start of the pandemic and 47.5% of the new cases in the region during the week.** São Tomé & Príncipe has the lowest number of total cases reported in the region at 3,535.
- **The average case fatality rate (CFR) for the region stands at 2.8%. The highest CFR in the region was reported in Malawi at 3.7% and the lowest in Mauritius at 0.5%.**

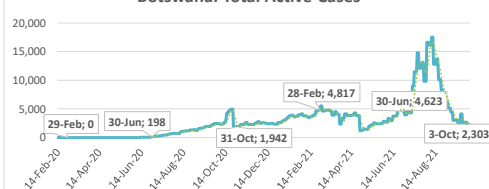
Summary of COVID-19 tracking in Southern Africa: Situation for the week ending 3 October 2021

	Date of first case	Cases				Deaths				Recovered				Active				Test	
		Total cases	New cases for the week of	New cases for the week of	Weekly change	Total deaths	New deaths for the week of	New deaths for the week of	Weekly change from Previous week	Total Recovered	New recovered for the week of	New recovered for the week of	Weekly change from Previous week	Active cases	New active for the week of	New active for the week of	Weekly change from Previous week	Total tests	Tests Per million People
			3 Oct.	26 Sep.			3 Oct.	26 Sep.			3 Oct.	26 Sep.			3 Oct.	26 Sep.			
Southern Africa	5-Mar-20	3,954,632	19,968	25,978	-6,010	110,688	924	1,143	-219	3,759,817	28,686	40,521	-11,835	84,127	-9,642	-15,686	6,044	27,679,358	129,838
Angola	27-Mar-20	58,943	3,822	2,698	-1,124	1,577	76	113	-37	48,192	919	1,234	-315	9,174	2,827	1,351	1,476	1,010,092	30,733
Botswana	16-Mar-20	179,220	2,793	4,175	-1,382	2,368	8	17	-9	174,549	2,498	4,733	-2,235	2,303	287	-575	862	1,754,359	746,019
Eswatini	14-Mar-20	46,047	277	390	-113	1,224	12	17	-5	44,326	435	655	-220	497	-170	-282	112	364,948	314,566
Lesotho	13-May-20	21,360	142	0	142	650	18	0	18	11,597	500	0	500	9,113	-376	0	-376	216,277	100,958
Madagascar	20-Mar-20	42,898	0	0	0	958	0	0	0	41,322	0	0	0	618	0	0	0	249,510	9,011
Malawi	2-Apr-20	61,612	103	146	-43	2,284	8	15	-7	55,771	1,178	2,588	-1,410	3,557	-1,083	-2,457	1,374	411,008	21,485
Mauritius	18-Mar-20	15,695	534	918	-384	84	13	21	-8	1,854	0	0	0	13,757	521	897	-376	359,627	282,777
Mozambique	27-Mar-20	150,804	274	512	-238	1,918	9	6	3	147,397	843	948	-105	1,489	-578	-442	-136	909,977	29,114
Namibia	14-Mar-20	127,804	543	450	-93	3,516	22	25	-3	123,116	382	653	-271	1,172	139	-228	367	708,982	279,027
São Tomé & Príncipe	6-Apr-20	3,535	191	301	-110	53	4	6	-2	2,813	138	93	45	669	49	202	-153	25,957	118,439
South Africa	5-Mar-20	2,906,422	9,479	14,313	-4,834	87,780	728	878	-150	2,779,906	19,813	27,730	-7,917	38,736	-11,062	-14,295	3,233	17,783,920	299,854
Zambia	18-Mar-20	209,163	306	388	-82	3,649	3	8	-5	205,187	442	584	-142	327	-139	-204	65	2,472,147	134,473
Zimbabwe	25-Mar-20	131,129	1,504	1,687	-183	4,627	23	37	-14	123,787	1,538	1,303	235	2,715	-57	347	-404	1,412,554	95,039

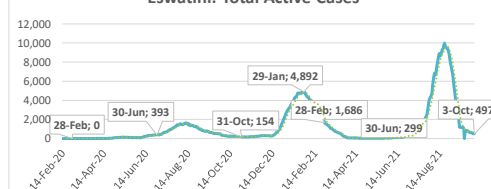
Angola: Total Active Cases



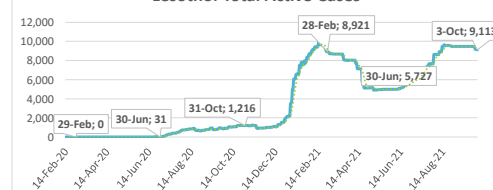
Botswana: Total Active Cases



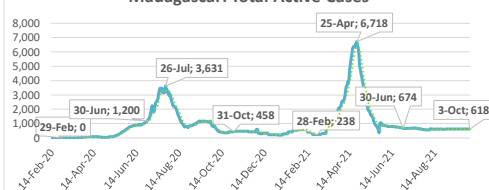
Eswatini: Total Active Cases



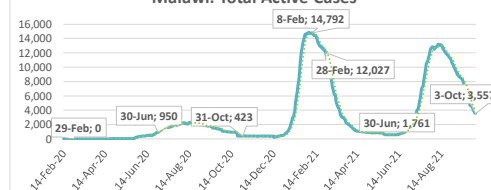
Lesotho: Total Active Cases



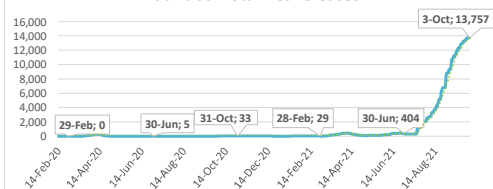
Madagascar: Total Active Cases



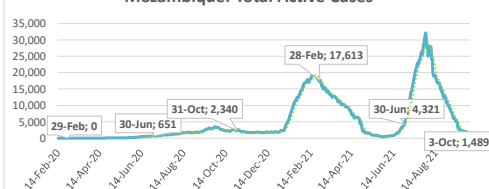
Malawi: Total Active Cases



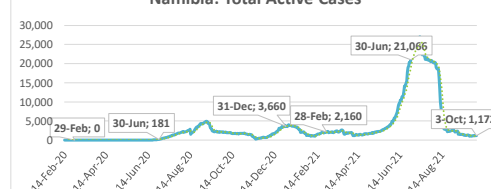
Mauritius: Total Active Cases



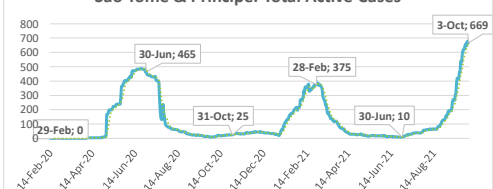
Mozambique: Total Active Cases



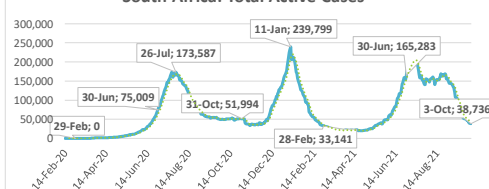
Namibia: Total Active Cases



São Tomé & Príncipe: Total Active Cases



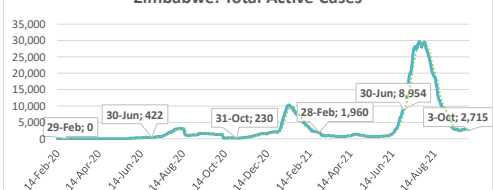
South Africa: Total Active Cases



Zambia: Total Active Cases



Zimbabwe: Total Active Cases



.....: 7-day moving average

---

---

# **West Africa**

---

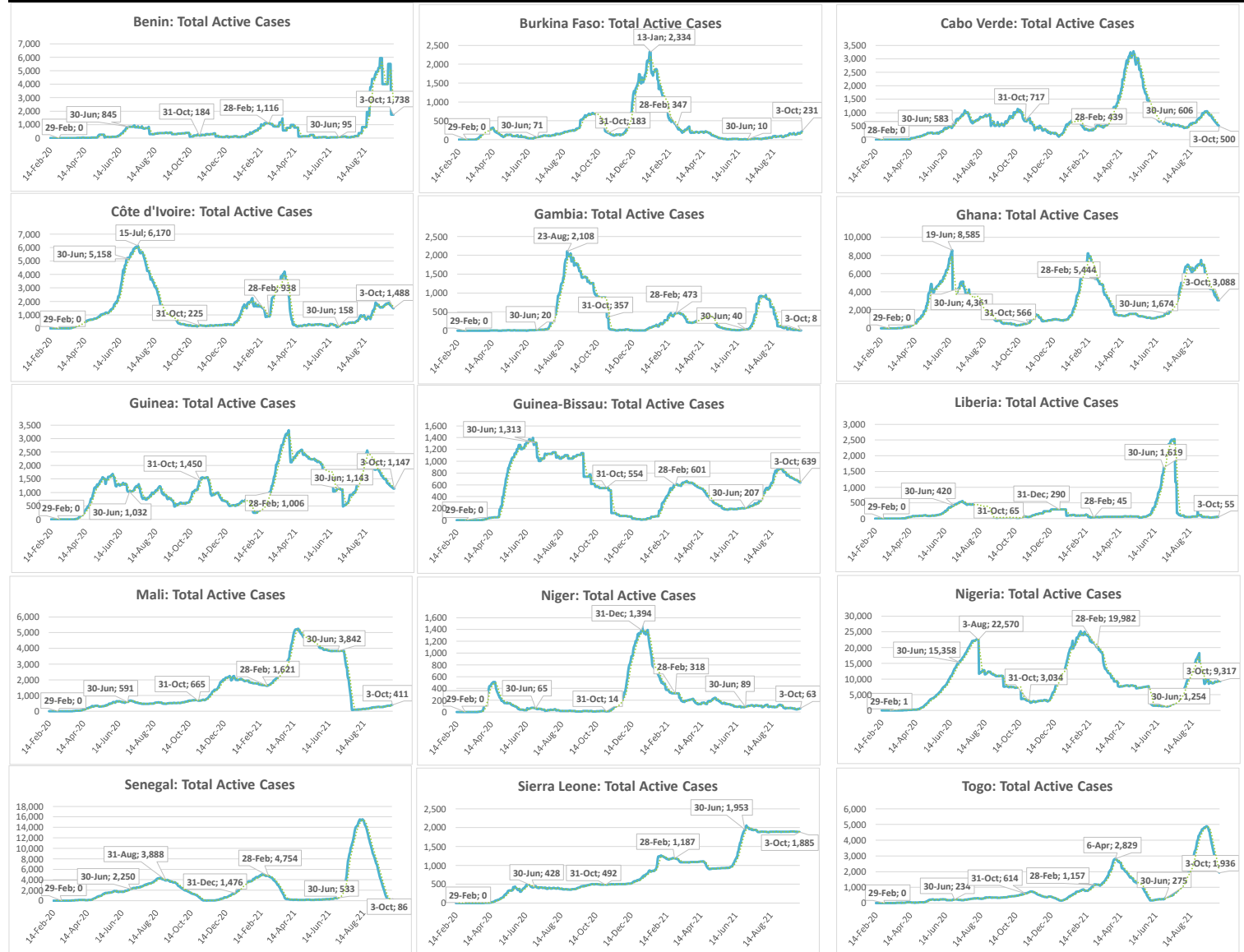
---

## **Highlights of the Covid-19 Situation in West Africa for the Week Ending October 3, 2021**

- **As of Sunday, October 3, 2021, the number of total cases in the West Africa region reached 649,267.** The region reported 4,879 new cases during the week, which is a 40.3% decline compared to the new cases reported in the preceding week. The total number of deaths reported reached 9,312, of which 141 were new deaths during the week. The number of total recovered cases reached 617,363, of which 1.7% were newly recovered cases during the week. The total number of active cases stands at 22,592, indicating a decline of 5,867 cases in the week. The weekly decline in the number of active cases in the region is mainly attributable to Benin.
- **Nigeria accounted for 31.7% of the total cases reported in the West region since the start of the pandemic and 34.5% of the new cases in the region during the week.** Liberia has the lowest number of total cases in the region since the start of the pandemic with a total of 5,799.
- **The average case fatality rate (CFR) for the region stands at 1.4%. The highest CFR in the region was reported in Liberia at 4.9% and the lowest in Benin at 0.7%.**

# Summary of COVID-19 tracking in West Africa: Situation for the week ending 3 October 2021

	Date of first case	Cases				Deaths				Recovered				Active				Test	
		Total cases	New cases for the week of	New cases for the week of	Weekly change	Total deaths	New deaths for the week of	New deaths for the week of	Weekly change from Previous week	Total Recovered	New recovered for the week of	New recovered for the week of	Weekly change from Previous week	Active cases	New active for the week of	New active for the week of	Weekly change from Previous week	Total tests	Tests Per million People
			3 Oct.	26 Sep.			3 Oct.	26 Sep.			3 Oct.	26 Sep.			3 Oct.	26 Sep.			
West Africa	28-Feb-20	649,267	4,879	8,168	-3,289	9,312	141	141	0	617,363	10,605	10,086	519	22,592	-5,867	-2,059	-3,808	10,036,522	25,268
Benin	16-Mar-20	23,890	932	1,508	-576	159	5	8	-3	21,993	4,699	0	4,699	1,738	-3,772	1,500	-5,272	604,310	49,847
Burkina Faso	9-Mar-20	14,335	163	131	32	187	7	8	-1	13,917	105	115	-10	231	51	8	43	218,512	10,453
Cabo Verde	20-Mar-20	37,658	210	340	-130	342	8	4	4	36,816	368	582	-214	500	-166	-246	80	349,204	628,079
Côte d'Ivoire	11-Mar-20	60,424	545	859	-314	640	40	34	6	58,296	817	791	26	1,488	-312	34	-346	1,025,755	38,886
Gambia, The	18-Mar-20	9,935	5	42	-37	338	3	3	0	9,589	18	38	-20	8	-16	1	-17	109,592	45,348
Ghana	12-Mar-20	127,482	676	1,545	-869	1,156	10	25	-15	123,238	1,360	2,019	-659	3,088	-694	499	-195	1,757,650	56,565
Guinea	13-Mar-20	30,434	72	226	-154	379	2	7	-5	28,908	175	456	-281	1,147	-105	-237	132	558,693	42,542
Guinea-Bissau	26-Mar-20	6,112	13	19	-6	135	0	5	-5	5,338	55	46	9	639	-42	-32	10	98,544	50,073
Liberia	16-Mar-20	5,799	17	5	12	286	3	0	3	5,458	0	0	0	55	14	5	9	139,824	27,646
Mali	25-Mar-20	15,287	124	95	29	549	2	2	0	14,327	63	46	17	411	59	47	12	423,361	20,906
Niger	20-Mar-20	6,042	62	23	39	203	2	0	2	5,776	41	46	-5	63	19	23	42	158,552	6,550
Nigeria	28-Feb-20	206,138	1,682	2,658	-976	2,724	47	22	25	194,097	1,477	2,057	-580	9,317	158	579	-421	3,043,321	14,763
Senegal	27-Mar-20	73,800	58	97	-39	1,860	5	10	-5	71,854	372	1,991	-1,619	86	-319	-1,904	1,585	804,484	48,046
Sierra Leone	31-Mar-20	6,396	3	1	2	121	0	0	0	4,390	10	4	6	1,885	-7	-3	-4	227,702	28,545
Togo	6-Mar-20	25,535	317	619	-302	233	7	13	-6	23,366	1,045	1,895	-850	1,936	-735	-1,289	554	517,018	62,451



.....: 7-day moving average