



AFRICAN DEVELOPMENT BANK GROUP

Weekly Data Flash on Covid-19 in Africa¹:

The situation as of Sunday, October 10, 2021

Statistics Department (ECST)

¹ This briefing note has been prepared by Roza Mamuye Bora, Senior Statistician; Anouar Chaouch, Statistician; Soumaila Karambiri, Statistical Assistant; Regis Hauhouot Stephane, Statistical Assistant and Desire Lakpa Guy, Statistical Assistant; and Robert Maate, Chief Statistician under the supervision of Louis Kouakou, Division Manager ECST.1

Contents

	Page
Highlights of the Covid-19 Situation in Africa as of October 10, 2021	1
Data Annexes: Africa	4
Highlights of the Covid-19 Situation in Central Africa as of October 10, 2021	6
Data Annexes: Central Africa	8
Highlights of the Covid-19 Situation in East Africa as of October 10, 2021	9
Data Annexes: East Africa	11
Highlights of the Covid-19 Situation in North Africa as of October 10, 2021	12
Data Annexes: North Africa	14
Highlights of the Covid-19 Situation in Southern Africa as of October 10, 2021	15
Data Annexes: Southern Africa	17
Highlights of the Covid-19 Situation in West Africa as of October 10, 2021	18
Data Annexes: West Africa	20

Highlights of the Covid-19 Situation in Africa for the Week Ending October 10, 2021 ²

Vaccinations: Status Update

- **In the week ending October 10, 2021, over 156.9 million new Covid-19 vaccinations were administered globally, leading to an accumulated total of over 6.5 billion since the start of the program.** In terms of the geographical distribution, China accounts for 34.1% of the total number of Covid-19 vaccinations administered to date, followed by India at 14.6% and the USA at 6.2%.
- **The number of African countries with data on Covid-19 vaccinations stands at 51.** As of October 10, 2021, a total of 165,952,342² vaccinations had been administered in Africa, which represents 2.6% of total global vaccinations. Morocco accounts for 26.1% of the vaccinations carried out in Africa to date, followed by Egypt (12.1%) and South Africa (11.5%). According to the latest data from Africa CDC, 4.57%³ of Africa's population are fully vaccinated. In addition, 6.89 percent have received one dose and await the subsequent dose depending on the type of vaccination.

Covid-19 Testing in Africa

- **As of Sunday, October 10, 2021, over 74.5 million tests for Covid-19 had been administered in Africa, of which over 1.3 million were reported this week.** Nine countries collectively account for 66.3% of the tests conducted in Africa as of October 10, 2021 namely, South Africa (24.1%), Morocco (13.2%), Egypt (5.2%), Ethiopia (4.8%), Nigeria (4.1%), Tunisia (4.0%), Rwanda (3.9%), Kenya (3.5%) and Zambia (3.4%).
- **The average number of tests per 1 million people in Africa as of October 10, 2021 stands at 55,647, which is an increase of 1.7% compared to last week.** Botswana continues to lead on this indicator with 753,079 tests per 1 million people, followed by Cabo Verde (636,617), Gabon (559,756), Eswatini (320,415), South Africa (303,199), Namibia (283,275) and Mauritius (282,777).

Confirmed, New and Active Global Covid-19 Cases

- **Globally, the total number of confirmed Covid-19 cases since the start of the pandemic reached 237,854,062, of which 90.4% have recovered.** The majority of cases (32.3%) occurred in Asia, followed by Europe (25.3%), North America (22.8%), South America (15.9%) and Africa (3.5%).

² The vaccination figures indicate the total number of vaccines administered regardless of how many doses one received.

³ The percentage of population vaccinated is a proxy variable estimated by total vaccination doses consumed to the total population

- **The number of new cases reported globally in the review week amounted to 2,960,124,** indicating a 3.7% decline compared to the new cases recorded in the preceding week.
- **The number of global deaths due to Covid-19 reached 4,851,563, of which 50,250 were recorded in the week ending October 10, 2021;** this was 5.6% lower than the number of deaths recorded in the previous week. The number of global active cases declined by 382,300 cases in the week under review making an accumulated total of 17,952,750 as of October 10, 2021.
- **Africa makes 3.5% of the total global cases, 4.4% of deaths, 3.6% of recovered cases and 2.4% of active cases as of October 10, 2021, as detailed below.**

Confirmed, New and Active Covid-19 Cases in Africa

- **As of October 10, 2021, the total number of confirmed cases in Africa reached 8,389,711⁴,** 69.4% of which were in seven countries, namely South Africa (34.7%), Morocco (11.2%), Tunisia (8.5%), Ethiopia (4.2%), Libya (4.1%), Egypt (3.7%) and Kenya (3.0%). The five countries with the lowest total number of reported cases were São Tomé & Príncipe, Comoros, Chad, Liberia, and Niger, with cases ranging between 3,628 in São Tomé & Príncipe and 6,115 in Niger, collectively accounting for 0.3% of the confirmed cases in Africa. Considering population size, Seychelles, Botswana, Cabo Verde, Tunisia and Libya are the five countries with the highest number of confirmed cases per million people with rates ranging from 218,297 in Seychelles to 49,523 in Libya.
- **In the week under review, a total of 49,897 new cases were reported in Africa,** which is a 46.0% decline compared to the previous week. These new cases in Africa account for 1.7% of the weekly new cases recorded globally. The North Africa region accounted for 33.5% of the weekly new cases in Africa, followed by Southern Africa (24.8%), East Africa (22.0%), Central Africa (11.1%) and West Africa (8.6%).
- **The total number of active cases in Africa declined by 18,284 cases to 435,525 in the week under review.** Currently, eight countries collectively account for 72.0% of the active cases in Africa, namely Libya (16.4%), Algeria (13.4%), Rwanda (11.9%), South Africa (7.5%), Egypt (7.2%), Uganda (5.8%), Ethiopia (5.7%) and Burundi (4.2%).
- **From a regional perspective, Southern Africa, North Africa and West Africa recorded consecutive declines in active cases in the last seven weeks. East Africa also recorded a decline in active cases in the review week.**

Deaths and the Case Fatality Rates in Africa

- **As of October 10, 2021, a total of 213,909 deaths had been reported in Africa since the start of the pandemic,** of which 52.1% were in Southern Africa, 32.1% in North Africa, 9.9% in East Africa, 4.4% in West Africa and 1.6% in Central Africa. The five countries with the highest number of reported deaths due to Covid-19 since the start of the pandemic are South Africa,

⁴ Liberia and Sierra Leone have not released new data for this week.

Tunisia, Egypt, Morocco and Ethiopia, ranging between 88,317 in South Africa and 5,990 in Ethiopia. A total of 1,866 new deaths were reported in Africa in the week under review, which is a decline of 37.6% compared to the preceding week.

- **The case fatality rate (CFR), i.e. deaths per confirmed cases for Africa, stands at 2.5%, which is higher than the global CFR rate of 2.0%.** Regionally, West Africa has the lowest CFR at 1.4%, followed by Central Africa at 1.5%, East Africa at 2.1%, North Africa at 2.7% and Southern Africa at 2.8%. As of October 10, 2021, nineteen African countries recorded CFRs higher than the African average with the highest in Sudan at 7.5%, followed by Egypt (5.7%), Somalia (5.5%), Liberia (4.9%), Malawi (3.7%), Mali (3.6%), Comoros (3.5%), Zimbabwe (3.5%), Tunisia (3.5%), Chad (3.4%), The Gambia (3.4%), Niger (3.3%), South Africa (3.0%), Lesotho (3.0%), Algeria (2.9%), Namibia (2.8%), Tanzania (2.8%), Eswatini (2.7%) and Angola (2.6%).

Recovery Rates in Africa

- **As of October 10, 2021, the number of recovered cases in Africa reached 7,715,043, representing 92.0% of its total confirmed cases⁵.** Regionally, the recovery rates stand at 95.4% for West Africa, 95.3% for Southern Africa, 90.6% for North Africa, 85.1% for Central Africa, and 81.5% for East Africa. In the week under review, 66,208 newly recovered cases were reported.

⁵ Burundi has not been publishing new data on recovered cases since 6 January 21.

Status of Vaccinations Administered in Africa and Selected Global Countries for the Week Ending 10 October 2021					
	Vaccinations				
	Total vaccinations	% of population vaccinated	New vaccinations for the week of 10 Oct.	New vaccinations for the week of 3 Oct.	Weekly change
World	6,505,083,543	83.5	156,955,062	208,638,359	-51,683,297
AFRICA	165,952,342	12.4	10,277,900	15,538,366	-5,260,466
Algeria	14,082,920	32.7	0	4,093,258	-4,093,258
Angola	4,074,677	12.4	940,540	314,003	626,537
Benin	247,674	2.0	0	33,278	-33,278
Botswana	690,001	29.3	60,397	22,905	37,492
Burkina Faso	297,231	1.4	62,741	0	62,741
Cabo Verde	460,484	82.8	40,238	18,171	22,067
Cameroon	476,512	1.8	7,171	9,944	-2,773
Central African Rep	197,103	4.1	0	56,611	-56,611
Chad	173,184	1.1	49,758	10,291	39,467
Comoros	360,675	41.5	170,038	15,599	154,439
Congo DRC	140,254	0.2	4,160	1,234	2,926
Congo Rep	372,046	6.7	25,433	16,708	8,725
Côte d'Ivoire	2,433,705	9.2	195,661	334,980	-139,319
Djibouti	92,097	9.3	0	24,868	-24,868
Egypt	20,154,366	19.7	3,194,602	3,150,966	43,636
Equatorial Guinea	403,814	28.8	6,731	9,573	-2,842
Eswatini	258,552	22.3	9,567	9,434	133
Ethiopia	3,851,109	3.3	110,949	246,690	-135,741
Gabon	186,365	8.4	6,045	2,928	3,117
Gambia, The	208,379	8.6	0	6,544	-6,544
Ghana	2,189,552	7.0	536,130	10,250	525,880
Guinea	1,857,641	14.1	51,340	251,632	-200,292
Guinea Bissau	117,768	6.0	23,053	0	23,053
Kenya	4,183,552	7.8	322,772	247,423	75,349
Lesotho	383,341	17.9	58,655	75,513	-16,858
Liberia	299,217	5.9	0	50,572	-50,572
Libya	1,689,252	24.6	51,851	135,779	-83,928
Madagascar	197,001	0.7	0	0	0
Malawi	1,121,630	5.9	0	60,477	-60,477
Mali	413,563	2.0	0	15,710	-15,710
Mauritania	1,118,158	24.0	0	241,787	-241,787
Mauritius	1,686,047	132.6	30,492	21,603	8,889
Morocco	43,330,863	117.4	1,334,864	2,472,080	-1,137,216
Mozambique	3,677,063	11.8	32,640	0	32,640
Namibia	472,404	18.6	43,415	21,487	21,928
Niger	646,086	2.7	112,187	-87,954	200,141
Nigeria	7,130,171	3.5	277,581	597,565	-319,984
Rwanda	3,822,082	29.5	42,195	370,417	-328,222
Sao Tome	101,065	46.1	32,622	13,407	19,215
Senegal	1,828,842	10.9	15,968	28,042	-12,074
Seychelles	148,402	150.9	0	0	0
Sierra Leone	236,465	3.0	0	15,355	-15,355
Somalia	542,501	3.4	47,460	64,279	-16,819
South Africa	19,041,535	32.1	1,166,348	1,047,397	118,951
South Sudan	113,013	1.0	4,411	7,981	-3,570
Sudan	1,765,263	4.0	0	265,281	-265,281
Togo	1,215,025	14.7	89,354	292,849	-203,495
Tunisia	8,471,643	71.7	349,590	696,776	-347,186
Uganda	2,615,807	5.7	557,254	0	557,254
Zambia	794,718	4.3	41,163	54,345	-13,182
Zimbabwe	5,581,524	37.6	172,524	190,328	-17,804
Americas					
Brazil	249,023,386	118.0	7,784,166	9,394,684	-1,610,518
Canada	57,049,139	151.8	603,528	634,102	-30,574
U.S.A	401,819,240	122.4	5,884,415	5,820,497	63,918
Asia					
China	2,220,128,000	158.8	7,167,000	15,272,000	-8,105,000
India	951,896,063	69.7	44,001,714	47,827,759	-3,826,045
Europe					
France	95,934,740	143.1	1,163,332	953,590	209,742
Germany	108,987,536	131.1	976,321	1,147,822	-171,501
Israel	15,605,173	172.4	274,116	401,779	-127,663
U.K.	94,327,179	141.1	428,831	436,461	-7,630
Middle East					
Saudi Arabia	43,609,275	127.3	1,173,215	794,401	378,814
U.A.E.	20,475,211	209.6	278,662	340,388	-61,726

Total of vaccinations

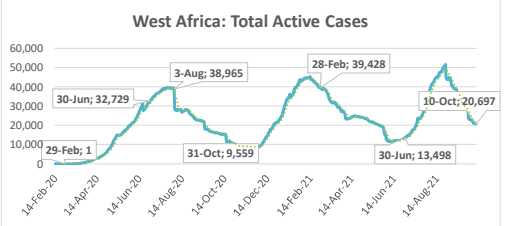
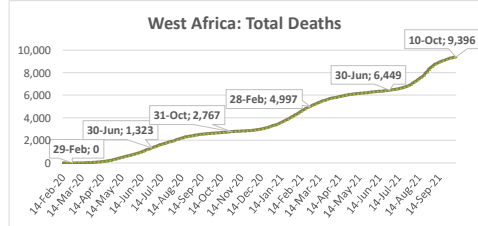
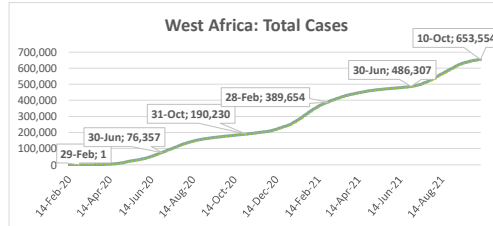
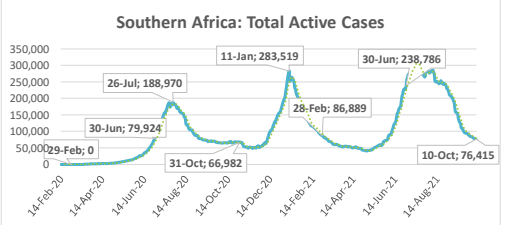
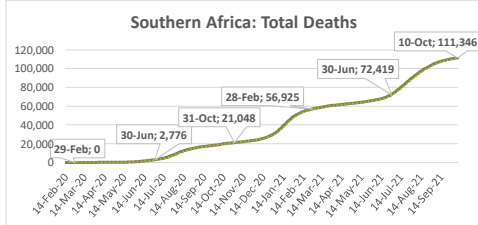
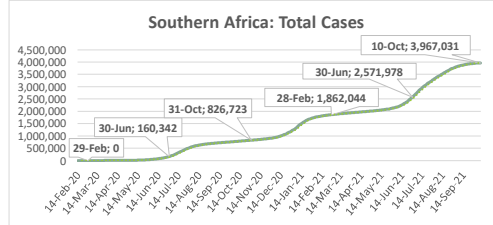
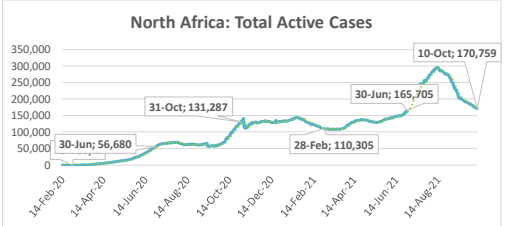
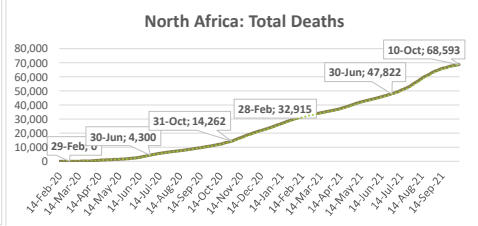
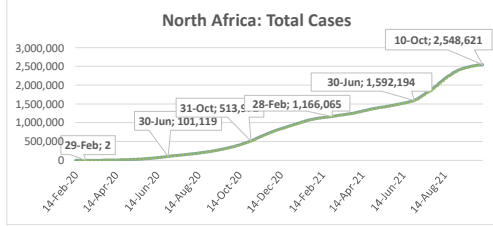
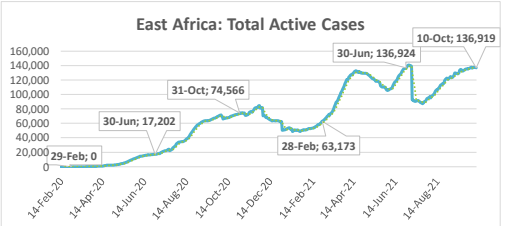
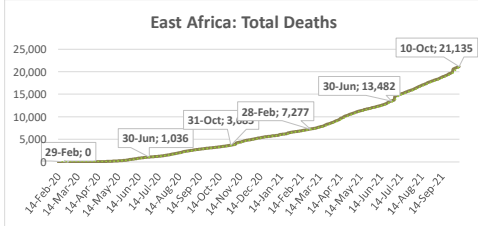
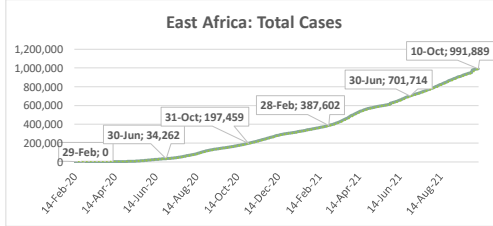
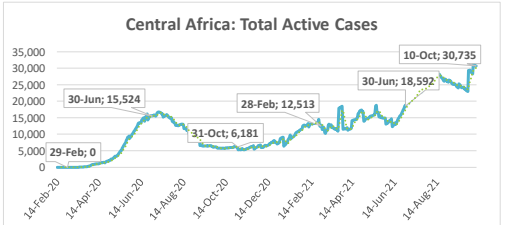
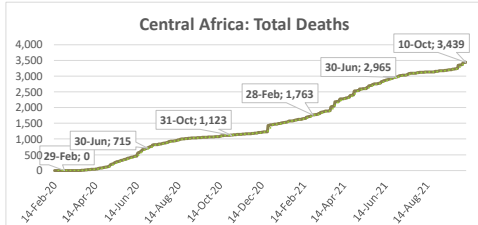
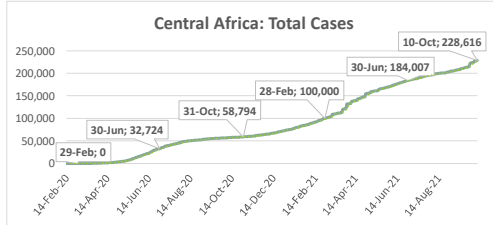
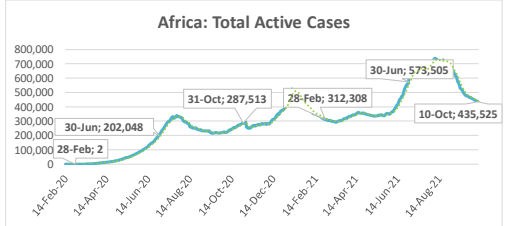
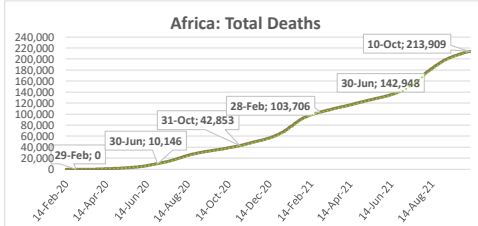
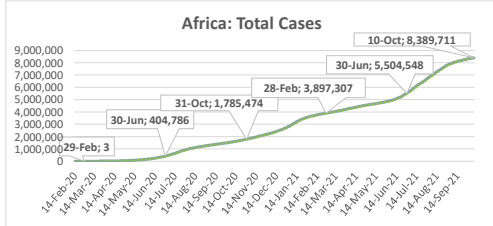
China	2,220,128,000
India	951,896,063
U.S.A	401,819,240
Brazil	249,023,386
AFRICA	165,952,342
Germany	108,987,536
France	95,934,740
U.K.	94,327,179
Canada	57,049,139
Saudi Arabia	43,609,275
Morocco	43,330,863
U.A.E.	20,475,211
Egypt	20,154,366
South Africa	19,041,535
Israel	15,605,173
Algeria	14,082,920
Tunisia	8,471,643
Nigeria	7,130,171
Zimbabwe	5,581,524
Kenya	4,183,552
Angola	4,074,677
Ethiopia	3,851,109
Ethiopia	3,851,109
Rwanda	3,822,082
Mozambique	3,677,063
Uganda	2,615,807
Côte d'Ivoire	2,433,705
Ghana	2,189,552
Guinea	1,857,641
Senegal	1,828,842
Sudan	1,765,263
Libya	1,689,252
Mauritius	1,686,047
Togo	1,215,025
Malawi	1,121,630
Mauritania	1,118,158
Zambia	794,718
Botswana	690,001
Niger	646,086
Somalia	542,501
Cameroon	476,512
Namibia	472,404
Cabo Verde	460,484
Mali	413,563
Equatorial Guinea	403,814
Lesotho	383,341
Congo Rep	372,046
Comoros	360,675
Liberia	299,217
Burkina Faso	297,231
Eswatini	258,552
Benin	247,674
Sierra Leone	236,465
Gambia, The	208,379
Central...	197,103
Madagascar	197,001
Gabon	186,365
Chad	173,184
Seychelles	148,402
Congo DRC	140,254
Guinea Bissau	117,768
South Sudan	113,013
Sao Tome	101,065
Djibouti	92,097

% of population vaccinated

U.A.E.	209.6
Israel	172.4
China	158.8
Canada	151.8
Seychelles	150.9
France	143.1
U.K.	141.1
Mauritius	132.6
Germany	131.1
Saudi Arabia	127.3
U.S.A	122.4
Brazil	118.0
Morocco	117.4
Cabo Verde	82.8
Tunisia	71.7
India	69.7
Sao Tome	46.1
Comoros	41.5
Zimbabwe	37.6
Algeria	32.7
South Africa	32.1
Rwanda	29.5
Botswana	29.3
Equatorial Guinea	28.8
Libya	24.6
Mauritania	24.0
Eswatini	22.3
Egypt	19.7
Namibia	18.6
Lesotho	17.9
Togo	14.7
Guinea	14.1
Angola	12.4
AFRICA	12.4
Mozambique	11.8
Senegal	10.9
Djibouti	9.3
Côte d'Ivoire	9.2
Gambia, The	8.6
Gabon	8.4
Kenya	7.8
Ghana	7.0
Congo Rep	6.7
Guinea Bissau	6.0
Liberia	5.9
Malawi	5.9
Uganda	5.7
Zambia	4.3
Central African Rep	4.1
Sudan	4.0
Nigeria	3.5
Somalia	3.4
Ethiopia	3.3
Sierra Leone	3.0
Niger	2.7
Benin	2.0
Mali	2.0
Cameroon	1.8
Burkina Faso	1.4
Chad	1.1
South Sudan	1.0
Madagascar	0.7
Congo DRC	0.2

Summary of COVID-19 tracking in Africa: Situation for the week ending 10 October 2021

	Date of first case	Cases				Deaths				Recovered				Active				Test	
		Total cases	New cases for the week of	New cases for the week of	Weekly change from Previous week	Total deaths	New deaths for the week of	New deaths for the week of	Weekly change from Previous week	Total Recovered	New recovered for the week of	New recovered for the week of	Weekly change from Previous week	Active cases	New active for the week of	New active for the week of	Weekly change from Previous week	Total tests	Tests Per million People
			10 Oct.	3 Oct.			10 Oct.	3 Oct.			10 Oct.	3 Oct.			10 Oct.	3 Oct.			
World	31-Dec-19	237,854,062	2,960,124	3,073,898	-113,774	4,851,563	50,250	53,257	-3,007	215,049,749	3,292,174	3,356,609	-64,435	17,952,750	-382,300	-335,968	-46,332	3,780,399,581	484,990
Africa	14-Feb-20	8,389,711	49,897	92,436	-42,539	213,909	1,866	2,989	-1,123	7,715,043	66,208	82,440	-16,232	435,525	-18,284	-16,803	-1,481	74,501,384	55,647
Central Africa	6-Mar-20	228,616	5,532	9,605	-4,073	3,439	88	115	-27	194,442	3,349	3,956	-607	30,735	2,095	5,534	-3,439	4,273,135	29,166
East Africa	13-Mar-20	991,889	10,962	37,866	-26,904	21,135	425	1,131	-706	808,601	11,228	10,529	699	136,919	-798	2,396	-3,194	12,911,002	34,384
North Africa	14-Feb-20	2,548,621	16,717	20,118	-3,401	68,593	611	678	-67	2,309,269	26,110	28,634	-2,524	170,759	-10,004	-9,194	-810	19,130,247	92,669
Southern Africa	5-Mar-20	3,967,031	12,399	19,968	-7,569	111,346	658	924	-266	3,779,270	19,453	28,686	-9,235	76,415	-7,712	-9,642	-1,930	28,021,218	131,441
West Africa	28-Feb-20	653,554	4,287	4,879	-592	9,396	84	141	-57	623,461	6,068	10,635	-4,567	20,697	-1,865	-5,897	4,032	10,165,782	25,593



.....: 7-day moving average

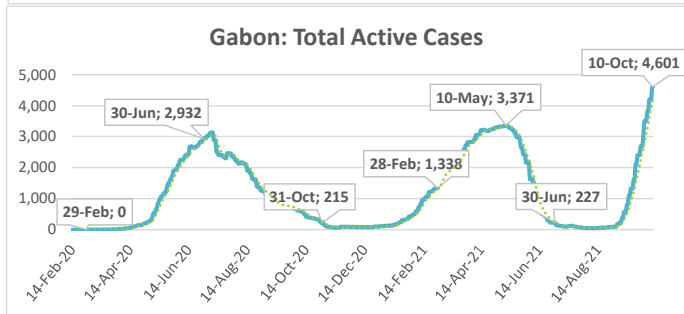
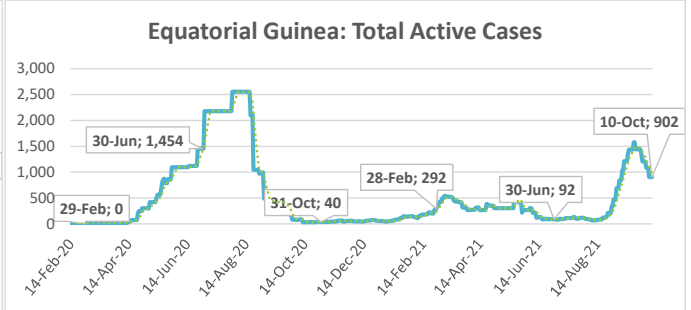
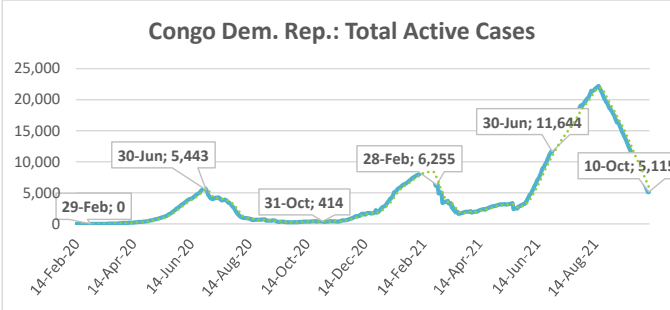
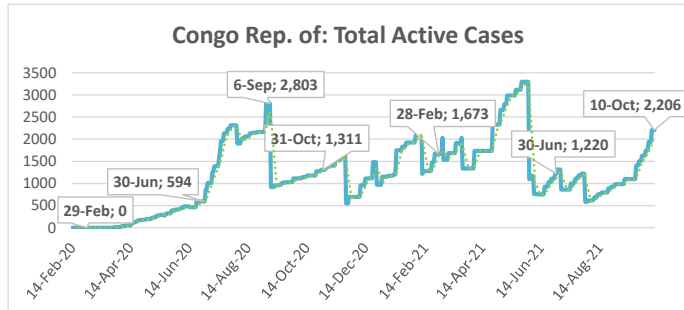
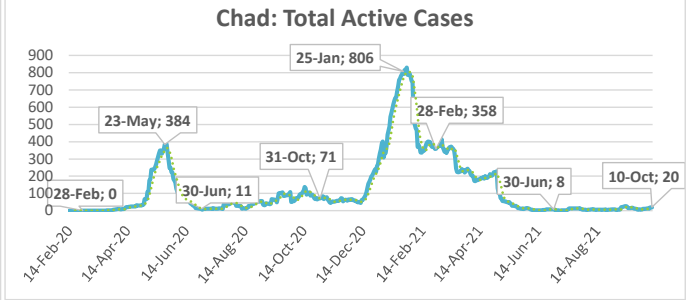
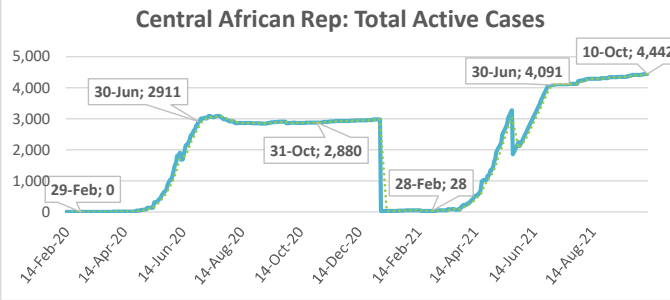
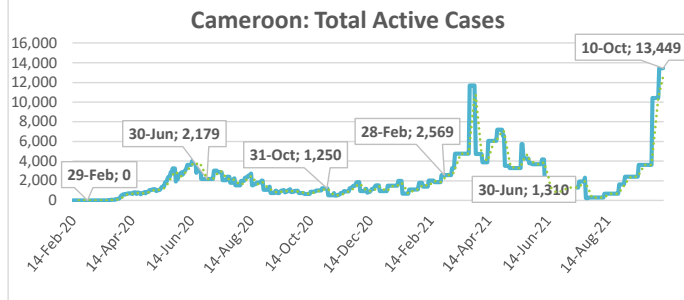
Central Africa

Highlights of the Covid-19 Situation in Central Africa for the Week Ending October 10, 2021

- **As of Sunday, October 10, 2021, the number of reported total cases in the Central Africa region reached 228,616.** The region reported 5,532 new cases during the week. The total number of deaths reported since the start of the pandemic reached 3,439, of which 88 were new deaths during the week. The number of total recovered cases reached 194,442, of which 1.7% were newly recovered cases during the week. The total number of active cases stands at 30,735, indicating an increase of 2,095 cases during the week. The weekly increase in the number of active cases in the region is largely attributed to Cameroon.
- **Cameroon accounted for 41.7% of the total cases reported in the region since the start of the pandemic and 56.0% of the new cases reported during the week.** Chad has recorded the lowest number of total cases in the Central region since the start of the pandemic at 5,059.
- **The average case fatality rate (CFR) for the region stands at 1.5%. The highest CFR in the region was reported in Chad at 3.4% and the lowest in Gabon at 0.6%.**

Summary of COVID-19 tracking in Central Africa: Situation for the week ending 10 October 2021

	Date of first case	Cases				Deaths				Recovered				Active				Test	
		Total cases	New cases for the week of	New cases for the week of	Weekly change	Total deaths	New deaths for the week of	New deaths for the week of	Weekly change from Previous week	Total Recovered	New recovered for the week of	New recovered for the week of	Weekly change from Previous week	Active cases	New active for the week of	New active for the week of	Weekly change from Previous week	Total tests	Tests Per million People
			10 Oct.	3 Oct.			10 Oct.	3 Oct.			10 Oct.	3 Oct.			10 Oct.	3 Oct.			
Central Africa	6-Mar-20	228,616	5,532	9,605	-4,073	3,439	88	115	-27	194,442	3,349	3,956	-607	30,735	2,095	5,534	-3,439	4,273,135	29,166
Cameroon	6-Mar-20	95,399	3,096	6,889	-3,793	1,517	58	91	-33	80,433	0	0	0	13,449	3,038	6,798	-3,760	1,966,787	74,090
Central African Rep.	15-Mar-20	11,401	30	0	30	100	0	0	0	6,859	0	0	0	4,442	30	0	30	67,004	13,873
Chad	19-Mar-20	5,059	15	12	3	174	0	0	0	4,865	6	9	-3	20	9	3	6	147,563	8,984
Congo Rep. of	15-Mar-20	14,833	474	246	228	206	9	6	3	12,421	0	0	0	2,206	465	240	225	237,882	43,110
Congo Dem. Rep.	10-Mar-20	57,132	135	380	-245	1,087	3	1	2	50,930	2,364	2,758	-394	5,115	-2,232	-2,379	147	380,111	4,244
Equatorial Guinea	14-Mar-20	12,657	295	556	-261	154	7	5	2	11,601	593	783	-190	902	-305	-232	-73	227,920	162,454
Gabon	12-Mar-20	32,135	1,487	1,522	-35	201	11	12	-1	27,333	386	406	-20	4,601	1,090	1,104	-14	1,245,868	559,756



.....: 7-day moving average

East Africa

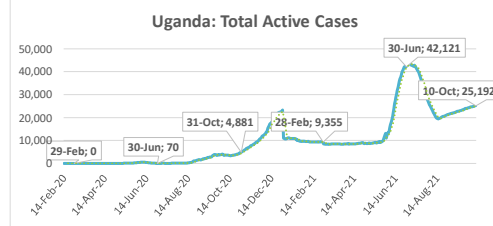
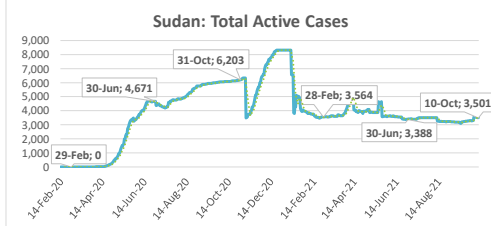
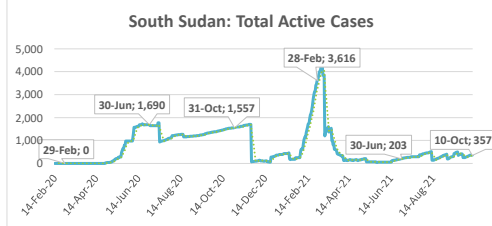
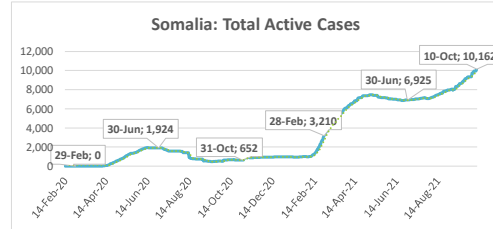
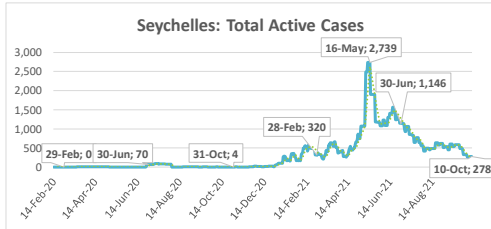
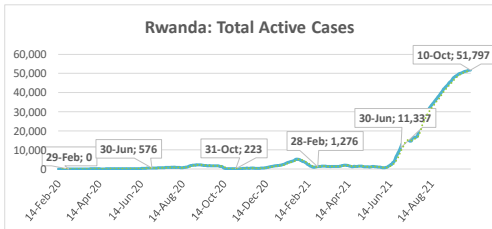
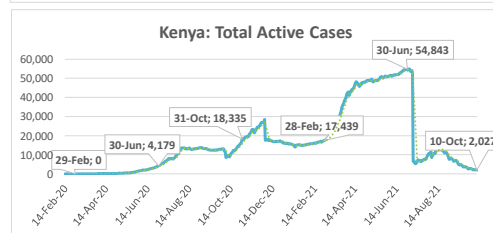
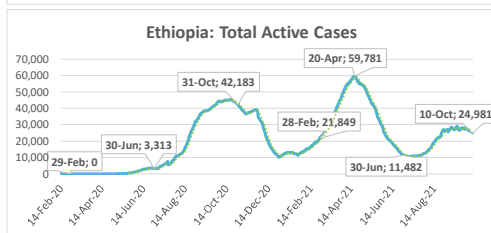
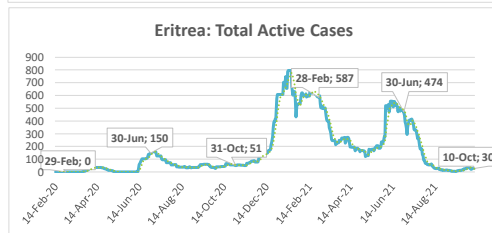
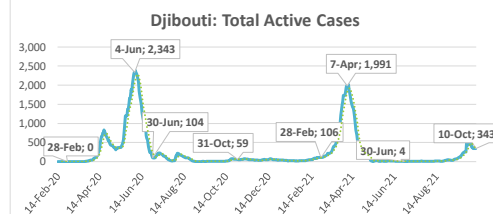
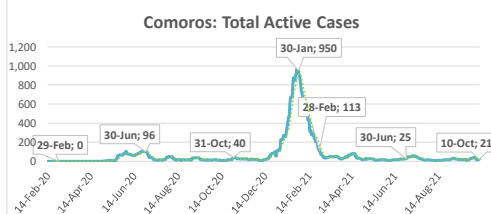
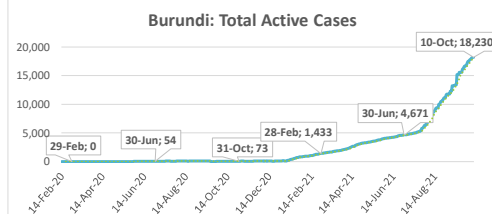
Highlights of the Covid-19 Situation in East Africa for the Week Ending October 10, 2021

- **As of Sunday, October 10, 2021, the number of total cases in the East Africa region reached 991,889.** The region reported 10,962 new cases in the week. The total number of deaths reported reached 21,135, of which 425 were new deaths during the week. The number of total recovered cases reached 808,601¹, of which 1.4% were newly recovered cases during the week. The total number of active cases stands at 136,919, indicating a decline of 798 cases in the week. The weekly decline in the number of active cases in the region is mainly attributable to Ethiopia, which offset the increases in Burundi, Rwanda, Uganda and Somalia.
- **Ethiopia accounted for 35.7% of the total cases reported in the region since the start of the pandemic and 53.0% of the new cases reported in the region during the week.** Comoros has reported the lowest number of total cases in the region since the start of the pandemic at 4,165.
- **The average case fatality rate (CFR) for the region stands at 2.1%. The highest CFR in the region was reported in Sudan at 7.5% and the lowest in Burundi at 0.2%.**

¹ Burundi has not been publishing new data on recovered cases and deaths since 6 January 21

Summary of COVID-19 tracking in East Africa: Situation for the week ending 10 October 2021

	Date of first case	Cases				Deaths				Recovered				Active				Test	
		Total cases	New cases for the week of	New cases for the week of	Weekly change	Total deaths	New deaths for the week of	New deaths for the week of	Weekly change from Previous week	Total Recovered	New recovered for the week of	New recovered for the week of	Weekly change from Previous week	Active cases	active for the week of	New active for the week of	Weekly change from Previous week	Total tests	Tests Per million People
		10 Oct.	3 Oct.	10 Oct.	3 Oct.	10 Oct.	3 Oct.	10 Oct.	3 Oct.	10 Oct.	3 Oct.	10 Oct.	3 Oct.	10 Oct.	3 Oct.	10 Oct.	3 Oct.	10 Oct.	3 Oct.
East Africa	13-Mar-20	991,889	10,962	37,866	-26,904	21,135	425	1,131	-706	808,601	11,228	10,529	699	136,919	-798	2,396	-3,194	12,911,002	34,384
Burundi	31-Mar-20	19,041	699	1,036	-337	38	0	0	0	773	0	0	0	18,230	699	1,036	-337	746,911	62,814
Comoros	2-May-20	4,165	10	38	-28	147	0	0	0	3,997	29	15	14	21	-19	23	-42	6,227	7,161
Djibouti	18-Mar-20	13,179	257	669	-412	174	3	9	-6	12,662	363	461	-98	343	-109	199	-308	225,703	228,444
Eritrea	21-Mar-20	6,741	18	29	-11	42	0	0	0	6,669	19	22	-3	30	-1	7	-8	23,693	6,681
Ethiopia	13-Mar-20	354,476	5,807	6,955	-1,148	5,990	268	321	-53	323,505	8,334	6,776	1,558	24,981	-2,795	-142	-2,653	3,551,983	30,897
Kenya	13-Mar-20	251,152	1,038	1,653	-615	5,181	41	38	-3	243,944	1,409	2,300	-891	2,027	-412	-685	-273	2,606,152	48,467
Rwanda	14-Mar-20	98,697	827	1,031	-204	1,308	25	31	-6	45,592	111	17	94	51,797	691	983	-292	2,938,657	226,884
Seychelles	15-Mar-20	21,638	291	90	-201	118	3	0	-3	21,242	339	246	93	278	-51	-156	-105	21,504	218,654
Somalia	16-Mar-20	21,269	692	854	-162	1,180	43	34	9	9,927	222	291	-69	10,162	427	529	-102	239,292	15,056
South Sudan	5-Apr-20	12,104	63	93	-30	130	0	2	-2	11,617	0	195	-195	357	63	-104	-167	235,462	21,035
Sudan	13-Mar-20	38,824	479	144	-335	2,928	22	12	-10	32,395	261	96	165	3,501	196	36	-160	294,629	6,719
Tanzania	16-Mar-20	25,957	111	24,479	-24,368	723	4	669	-9	0	0	0	0	0	0	0	0	297,169	4,975
Uganda	21-Mar-20	124,646	670	795	-125	3,176	16	15	1	96,278	141	110	31	25,192	513	670	-157	1,723,620	37,682



.....: 7-day moving average

North Africa

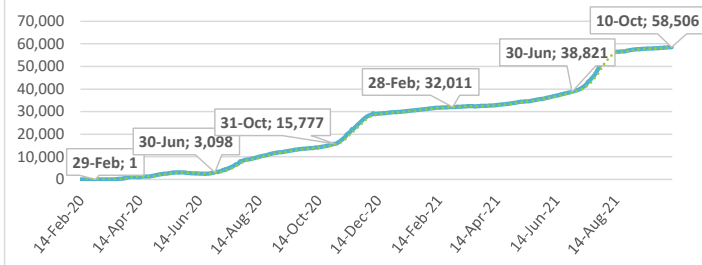
Highlights of the Covid-19 Situation in North Africa for the Week Ending October 10, 2021

- **As of Sunday, October 10, 2021, the number of total cases in the North Africa region reached 2,548,621.** The region reported 16,717 new cases in the week, which is a 16.9% decline compared to the preceding week. The total number of deaths reported reached 68,593, of which 611 were new deaths during the week. The number of total recovered cases reached 2,309,269, of which 1.1% were newly recovered cases during the week. The total number of active cases stands at 170,759, indicating a decline of 10,004 cases during the week. The weekly decline in the number of active cases in the region is mainly attributable to Morocco followed by Libya and Tunisia.
- **Morocco accounted for 36.9% of the total cases reported in the region since the start of the pandemic, while Egypt accounted for 33.6% of the new cases in the region during the week.** Mauritania has reported the lowest number of total cases in the region since the start of the pandemic which have accumulated to a total of 36,414.
- **The average case fatality rate (CFR) for the region currently stands at 2.7%. The highest CFR in the region was recorded in Egypt at 5.7% and the lowest in Libya at 1.4%.**

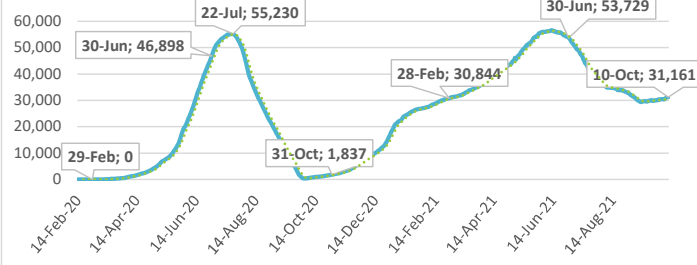
Summary of COVID-19 tracking in North Africa: Situation for the week ending 10 October 2021

	Date of first case	Cases				Deaths				Recovered				Active				Test	
		Total cases	New cases for the week of	New cases for the week of	Weekly change	Total deaths	New deaths for the week of	New deaths for the week of	Weekly change from Previous week	Total Recovered	New recovered for the week of	New recovered for the week of	Weekly change from Previous week	Active cases	New active for the week of	New active for the week of	Weekly change from Previous week	Total tests	Tests Per million People
			10 Oct.	3 Oct.			10 Oct.	3 Oct.			10 Oct.	3 Oct.			10 Oct.	3 Oct.			
North Africa	14-Feb-20	2,548,621	16,717	20,118	-3,401	68,593	611	678	-67	2,309,269	26,110	28,634	-2,524	170,759	-10,004	-9,194	-810	19,130,247	92,669
Algeria	26-Feb-20	204,597	808	1,067	-259	5,853	31	45	-14	140,238	619	767	-148	58,506	158	255	-97	230,861	5,265
Egypt	14-Feb-20	312,413	5,615	5,173	442	17,695	259	249	10	263,557	4,610	4,476	134	31,161	746	448	298	3,874,795	37,864
Libya	25-Mar-20	346,176	4,337	4,859	-522	4,775	89	80	9	270,140	7,724	7,521	203	71,261	-3,476	-2,742	-734	1,710,768	248,973
Mauritania	14-Mar-20	36,414	251	304	-53	785	7	10	-3	35,174	340	543	-203	455	-96	-249	153	476,512	102,483
Morocco	5-Mar-20	939,187	3,855	6,027	-2,172	14,457	118	172	-54	917,807	8,096	10,739	-2,643	6,923	-4,359	-4,884	525	9,843,264	266,679
Tunisia	5-Mar-20	709,834	1,851	2,688	-837	25,028	107	122	-15	682,353	4,721	4,588	133	2,453	-2,977	-2,022	-955	2,994,047	253,333

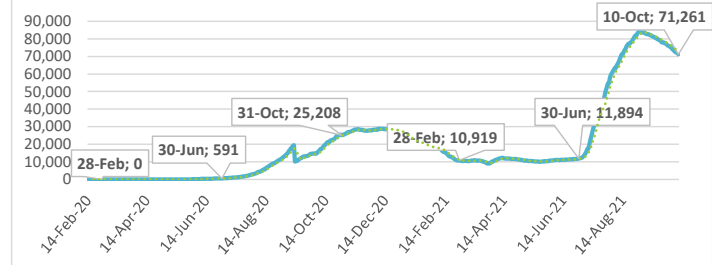
Algeria: Total Active Cases



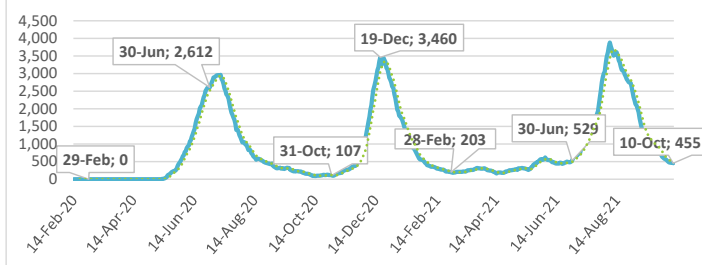
Egypt: Total Active Cases



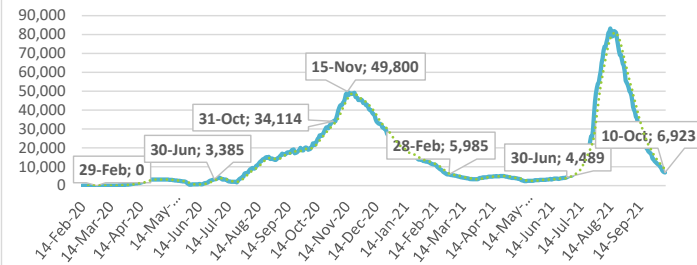
Libya: Total Active Cases



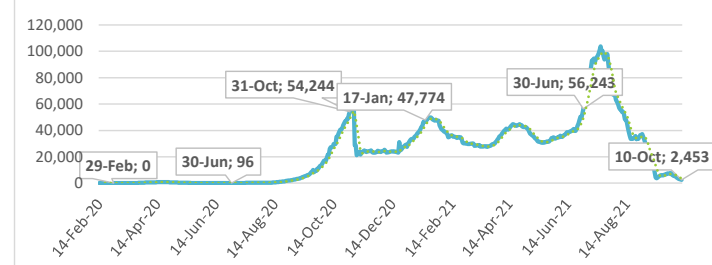
Mauritania: Total Active Cases



Morocco: Total Active Cases



Tunisia: Total Active Cases



.....: 7-day moving average

Southern Africa

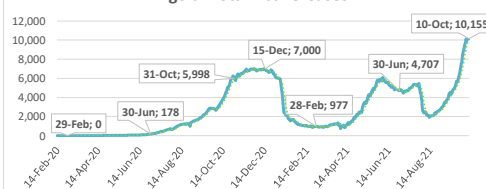
Highlights of the Covid-19 Situation in Southern Africa for the Week Ending October 10, 2021

- **As of Sunday, October 10, 2021, the number of total cases in the Southern Africa region reached 3,967,031.** The region reported 12,399 new cases in the week, which is a 37.9% decline compared to the preceding week. The total number of deaths reported reached 111,346, of which 658 were new deaths during the week. The total number of recovered cases reached 3,779,270, of which 0.5% were newly recovered cases during the week. The total number of active cases stands at 76,415, indicating a decline of 7,712 cases in the week. The weekly decline in the number of active cases in the region is mainly attributable to South Africa.
- **South Africa accounted for 73.4% of the total cases reported in the region since the start of the pandemic and 46.2% of the new cases in the region during the week.** São Tomé & Príncipe has the lowest number of total cases reported in the region at 3,628.
- **The average case fatality rate (CFR) for the region stands at 2.8%. The highest CFR in the region was reported in Malawi at 3.7% and the lowest in Mauritius at 0.7%.**

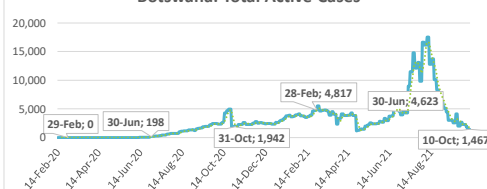
Summary of COVID-19 tracking in Southern Africa: Situation for the week ending 10 October 2021

	Date of first case	Cases				Deaths				Recovered				Active				Test	
		Total cases	New cases for the week of	New cases for the week of	Weekly change	Total deaths	New deaths for the week of	New deaths for the week of	Weekly change from Previous week	Total Recovered	New recovered for the week of	New recovered for the week of	Weekly change from Previous week	Active cases	active for the week of	New active for the week of	Weekly change from Previous week	Total tests	Tests Per million People
			10 Oct.	3 Oct.			10 Oct.	3 Oct.			10 Oct.	3 Oct.			10 Oct.	3 Oct.			
Southern Africa	5-Mar-20	3,967,031	12,399	19,968	-7,569	111,346	658	924	-266	3,779,270	19,453	28,686	-9,233	76,415	-7,712	-9,642	1,930	28,021,218	131,441
Angola	27-Mar-20	61,378	2,435	3,822	-1,387	1,622	45	76	-31	49,601	1,409	919	490	10,155	981	2,827	-1,846	1,043,451	31,748
Botswana	16-Mar-20	180,438	1,218	2,793	-1,575	2,376	8	8	0	176,595	2,046	2,498	-452	1,467	-836	287	-1,123	1,770,961	753,079
Eswatini	14-Mar-20	46,276	229	277	-48	1,227	3	12	-9	44,611	285	435	-150	438	-59	-170	111	371,734	320,415
Lesotho	13-May-20	21,457	97	142	-45	652	2	18	-16	11,793	196	500	-304	9,012	-101	-376	275	222,183	103,715
Madagascar	20-Mar-20	43,610	712	0	712	960	2	0	2	42,032	710	0	710	618	0	0	0	249,510	9,011
Malawi	2-Apr-20	61,676	64	103	-39	2,290	6	8	-2	56,430	659	1,178	-519	2,956	-601	-1,083	482	414,671	21,677
Mauritius	18-Mar-20	16,189	494	534	-40	106	22	13	9	1,854	0	0	0	14,229	472	521	-49	359,627	282,777
Mozambique	27-Mar-20	150,985	181	274	-93	1,922	4	9	-5	147,876	479	843	-364	1,187	-302	-578	276	917,886	29,367
Namibia	14-Mar-20	128,106	302	543	-241	3,527	11	22	-11	123,542	426	382	44	1,037	-135	139	-274	719,774	283,275
São Tomé & Príncipe	6-Apr-20	3,628	93	191	-98	56	3	4	-1	2,974	161	138	23	598	-71	49	-120	26,614	121,437
South Africa	5-Mar-20	2,912,145	5,723	9,479	-3,756	88,317	537	728	-191	2,791,256	11,350	19,813	-8,463	32,572	-6,164	-11,062	4,898	17,982,358	303,199
Zambia	18-Mar-20	209,347	184	306	-122	3,654	5	3	2	205,478	291	442	-151	215	-112	-139	27	2,506,657	136,350
Zimbabwe	25-Mar-20	131,796	667	1,504	-837	4,637	10	23	-13	125,228	1,441	1,538	-97	1,931	-784	-57	-727	1,435,792	96,602

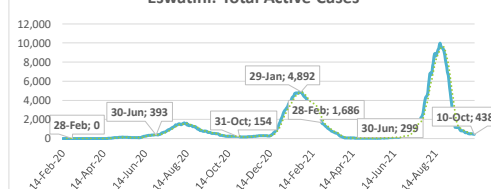
Angola: Total Active Cases



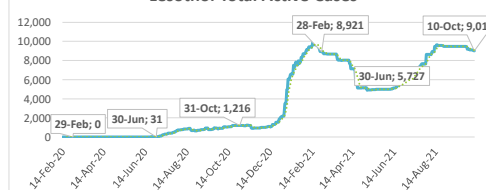
Botswana: Total Active Cases



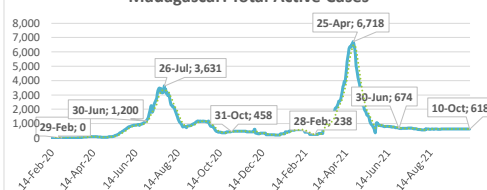
Eswatini: Total Active Cases



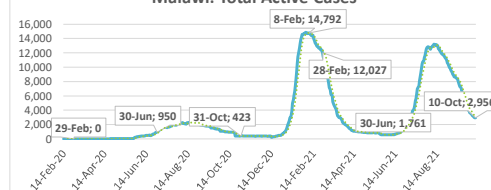
Lesotho: Total Active Cases



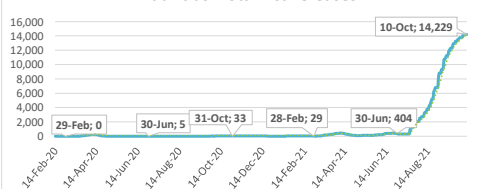
Madagascar: Total Active Cases



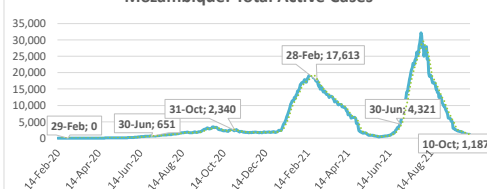
Malawi: Total Active Cases



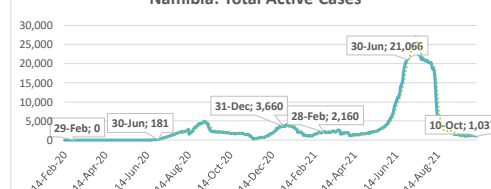
Mauritius: Total Active Cases



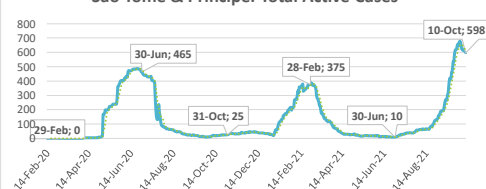
Mozambique: Total Active Cases



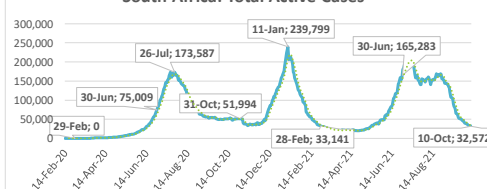
Namibia: Total Active Cases



São Tomé & Príncipe: Total Active Cases



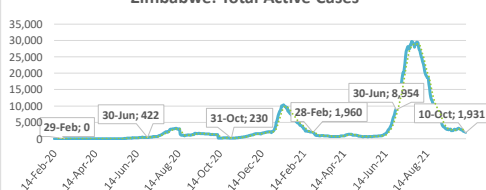
South Africa: Total Active Cases



Zambia: Total Active Cases



Zimbabwe: Total Active Cases



.....: 7-day moving average

West Africa

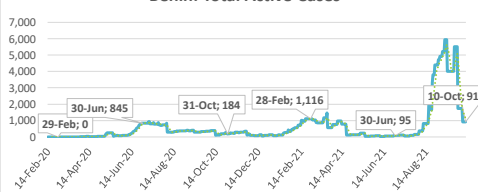
Highlights of the Covid-19 Situation in West Africa for the Week Ending October 10, 2021

- **As of Sunday, October 10, 2021, the number of total cases in the West Africa region reached 653,554.** The region reported 4,287 new cases during the week, which is a 12.1% decline compared to the new cases reported in the preceding week. The total number of deaths reported reached 9,396, of which 84 were new deaths during the week. The number of total recovered cases reached 623,461, of which 1.0% were newly recovered cases during the week. The total number of active cases stands at 20,697, indicating a decline of 1,865 cases in the week. The weekly decline in the number of active cases in the region is mainly attributable to Benin and Togo.
- **Nigeria accounted for 31.8% of the total cases reported in the West region since the start of the pandemic and 36.3% of the new cases in the region during the week.** Liberia has the lowest number of total cases in the region since the start of the pandemic with a total of 5,799.
- **The average case fatality rate (CFR) for the region stands at 1.4%. The highest CFR in the region was reported in Liberia at 4.9% and the lowest in Benin at 0.7%.**

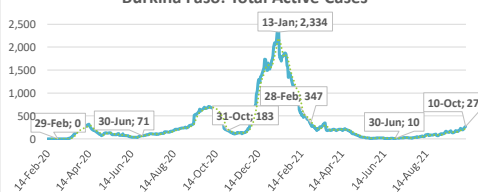
Summary of COVID-19 tracking in West Africa: Situation for the week ending 10 October 2021

	Date of first case	Cases				Deaths				Recovered				Active				Test	
		Total cases	New cases for the week of	New cases for the week of	Weekly change	Total deaths	New deaths for the week of	New deaths for the week of	Weekly change from Previous week	Total Recovered	New recovered for the week of	New recovered for the week of	Weekly change from Previous week	Active cases	New active for the week of	New active for the week of	Weekly change from Previous week	Total tests	Tests Per million People
		10 Oct.	3 Oct.	3 Oct.		10 Oct.	3 Oct.	3 Oct.		10 Oct.	3 Oct.	3 Oct.		10 Oct.	3 Oct.	3 Oct.			
West Africa	28-Feb-20	653,554	4,287	4,879	-592	9,396	84	141	-57	623,461	6,068	10,635	-4,567	20,697	-1,865	-5,897	4,032	10,165,782	25,593
Benin	16-Mar-20	24,335	445	932	-487	159	0	5	-5	23,257	1,264	4,699	-3,435	919	-819	-3,772	2,953	604,310	49,847
Burkina Faso	9-Mar-20	14,495	160	163	-3	195	8	7	-1	14,028	111	105	6	272	41	51	-10	219,242	10,488
Cabo Verde	20-Mar-20	37,888	230	210	20	346	4	8	-4	37,070	254	368	-114	472	-28	-166	138	353,951	636,617
Côte d'Ivoire	11-Mar-20	60,819	395	545	-150	666	26	40	-14	58,893	597	817	-220	1,260	-228	-312	84	1,044,828	39,609
Gambia, The	18-Mar-20	9,941	6	5	1	339	1	3	-2	9,594	5	18	-13	8	0	-16	16	109,845	45,453
Ghana	12-Mar-20	128,368	886	676	210	1,158	2	10	-8	124,514	1,276	1,360	-84	2,696	-392	-694	302	1,781,277	57,326
Guinea	13-Mar-20	30,501	67	72	-5	383	4	2	2	29,069	131	205	-74	1,049	-68	-135	67	560,520	42,681
Guinea-Bissau	27-Mar-20	6,117	5	13	-8	135	0	0	0	5,349	11	55	-44	633	-6	-42	36	99,393	50,505
Liberia	16-Mar-20	5,799	0	17	-17	286	0	3	-3	5,458	0	0	0	55	0	14	-14	139,824	27,646
Mali	25-Mar-20	15,471	184	124	60	553	4	2	2	14,378	51	63	-12	540	129	59	70	431,532	21,309
Niger	20-Mar-20	6,115	73	62	11	204	1	2	-1	5,799	23	41	-18	112	49	19	30	162,213	6,701
Nigeria	28-Feb-20	207,694	1,556	1,682	-126	2,747	23	47	-24	195,274	1,177	1,477	-300	9,673	356	158	198	3,090,114	14,990
Senegal	27-Mar-20	73,837	37	58	-21	1,868	8	5	-3	71,921	67	372	-305	48	-38	-319	281	813,740	48,599
Sierra Leone	31-Mar-20	6,396	0	3	-3	121	0	0	0	4,393	3	10	-7	1,882	-3	-7	4	228,496	28,644
Togo	6-Mar-20	25,778	243	317	-74	236	3	7	-4	24,464	1,098	1,045	53	1,078	-858	-735	-123	526,497	63,596

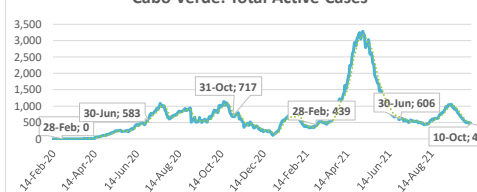
Benin: Total Active Cases



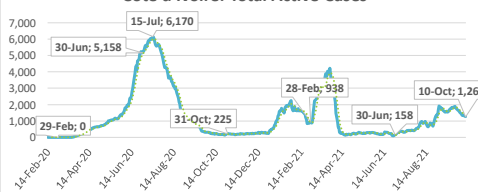
Burkina Faso: Total Active Cases



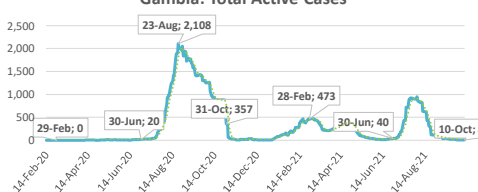
Cabo Verde: Total Active Cases



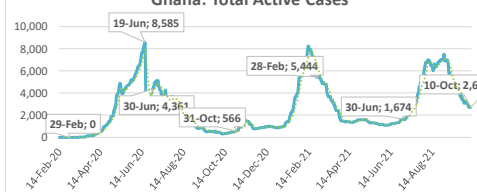
Côte d'Ivoire: Total Active Cases



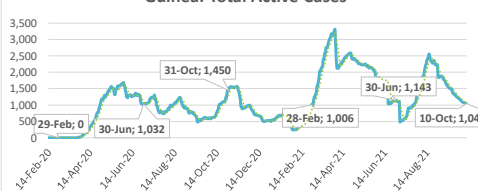
Gambia: Total Active Cases



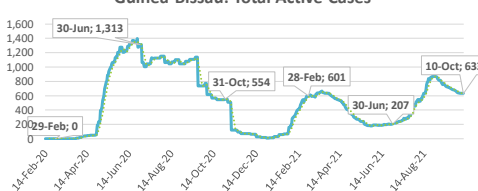
Ghana: Total Active Cases



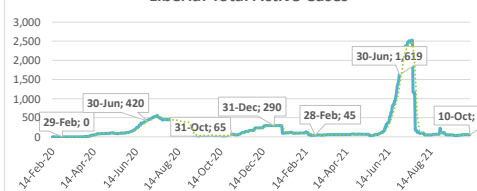
Guinea: Total Active Cases



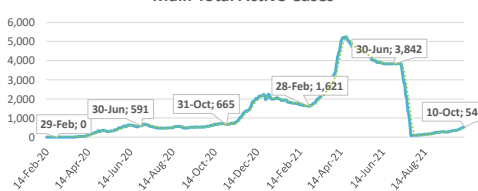
Guinea-Bissau: Total Active Cases



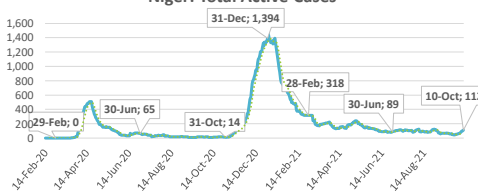
Liberia: Total Active Cases



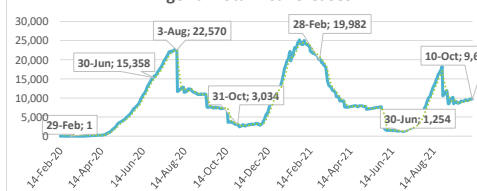
Mali: Total Active Cases



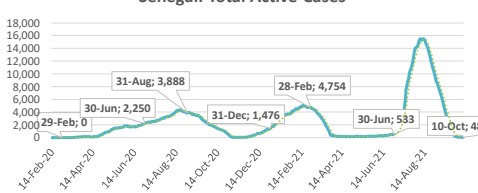
Niger: Total Active Cases



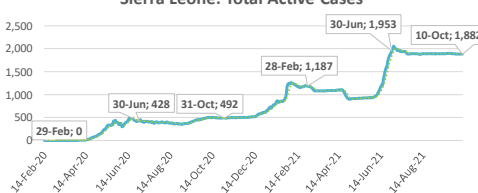
Nigeria: Total Active Cases



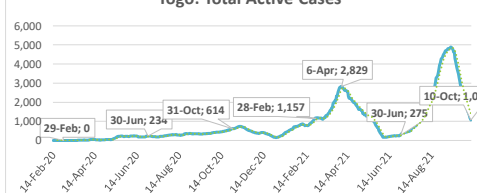
Senegal: Total Active Cases



Sierra Leone: Total Active Cases



Togo: Total Active Cases



.....: 7-day moving average