



AFRICAN DEVELOPMENT BANK GROUP

Weekly Data Flash on Covid-19 in Africa¹:

The situation as of Sunday, October 17, 2021

Statistics Department (ECST)

¹ This briefing note has been prepared by Roza Mamuye Bora, Senior Statistician; Anouar Chaouch, Statistician; Soumaila Karambiri, Statistical Assistant; Regis Hauhouot Stephane, Statistical Assistant and Desire Lakpa Guy, Statistical Assistant; and Robert Maate, Chief Statistician under the supervision of Louis Kouakou, Division Manager ECST.1

Contents

	Page
Highlights of the Covid-19 Situation in Africa as of October 17, 2021	1
Data Annexes: Africa	4
Highlights of the Covid-19 Situation in Central Africa as of October 17, 2021	6
Data Annexes: Central Africa	8
Highlights of the Covid-19 Situation in East Africa as of October 17, 2021	9
Data Annexes: East Africa	11
Highlights of the Covid-19 Situation in North Africa as of October 17, 2021	12
Data Annexes: North Africa	14
Highlights of the Covid-19 Situation in Southern Africa as of October 17, 2021	15
Data Annexes: Southern Africa	17
Highlights of the Covid-19 Situation in West Africa as of October 17, 2021	18
Data Annexes: West Africa	20

Highlights of the Covid-19 Situation in Africa for the Week Ending October 17, 2021 ²

Vaccinations: Status Update

- **In the week ending October 17, 2021, over 168.8 million new Covid-19 vaccinations were administered globally, leading to an accumulated total of over 6.6 billion since the start of the program.** In terms of the geographical distribution, China accounts for 33.4% of the total number of Covid-19 vaccinations administered to date, followed by India at 14.7% and the USA at 6.1%.
- **The number of African countries with data on Covid-19 vaccinations stands at 51.** As of October 17, 2021, a total of 174,633,549² vaccinations had been administered in Africa, which represents 2.6% of total global vaccinations. Morocco accounts for 25.2% of the vaccinations carried out in Africa to date, followed by Egypt (13.4%) and South Africa (11.4%). According to the latest data from Africa CDC, 4.96%³ of Africa's population are fully vaccinated. In addition, 7.43 percent have received one dose and await the subsequent dose depending on the type of vaccination.

Covid-19 Testing in Africa

- **As of Sunday, October 17, 2021, over 75.5 million tests for Covid-19 had been administered in Africa, of which over 1.0 million were reported this week.** Nine countries collectively account for 66.1% of the tests conducted in Africa as of October 17, 2021 namely, South Africa (24.0%), Morocco (13.1%), Egypt (5.2%), Ethiopia (4.8%), Nigeria (4.2%), Tunisia (4.0%), Rwanda (4.0%), Kenya (3.5%) and Zambia (3.4%).
- **The average number of tests per 1 million people in Africa as of October 17, 2021 stands at 56,455, which is an increase of 1.5% compared to last week.** Botswana continues to lead on this indicator with 760,693 tests per 1 million people, followed by Cabo Verde (642,941), Gabon (572,998), Eswatini (325,925), South Africa (306,435), Namibia (287,600) and Mauritius (282,777).

Confirmed, New and Active Global Covid-19 Cases

- **Globally, the total number of confirmed Covid-19 cases since the start of the pandemic reached 240,664,510, of which 90.5% have recovered.** The majority of cases (32.3%) occurred in Asia, followed by Europe (25.5%), North America (22.8%), South America (15.8%) and Africa (3.5%).

² The vaccination figures indicate the total number of vaccines administered regardless of how many doses one received.

³ The percentage of population vaccinated is a proxy variable estimated by total vaccination doses consumed to the total population

- **The number of new cases reported globally in the review week amounted to 2,810,448,** indicating a 5.1% decline compared to the new cases recorded in the preceding week.
- **The number of global deaths due to Covid-19 reached 4,898,488, of which 46,925 were recorded in the week ending October 17, 2021;** this was 6.6% lower than the number of deaths recorded in the previous week. The number of global active cases declined by 108,647 cases in the week under review making an accumulated total of 17,859,581 as of October 17, 2021.
- **Africa makes 3.5% of the total global cases, 4.4% of deaths, 3.6% of recovered cases and 2.3% of active cases as of October 17, 2021, as detailed below.**

Confirmed, New and Active Covid-19 Cases in Africa

- **As of October 17, 2021, the total number of confirmed cases in Africa reached 8,431,486⁴,** 69.4% of which were in seven countries, namely South Africa (34.6%), Morocco (11.2%), Tunisia (8.4%), Ethiopia (4.3%), Libya (4.2%), Egypt (3.8%) and Kenya (3.0%). The five countries with the lowest total number of reported cases were São Tomé & Príncipe, Comoros, Chad, Liberia, and Guinea-Bissau, with cases ranging between 3,677 in São Tomé & Príncipe and 6,130 in Guinea-Bissau, collectively accounting for 0.3% of the confirmed cases in Africa. Considering population size, Seychelles, Botswana, Cabo Verde, Tunisia and Libya are the five countries with the highest number of confirmed cases per million people with rates ranging from 220,237 in Seychelles to 50,056 in Libya.
- **In the week under review, a total of 41,628 new cases were reported in Africa,** which is a 16.8% decline compared to the previous week. These new cases in Africa account for 1.5% of the weekly new cases recorded globally. The North Africa region accounted for 35.6% of the weekly new cases in Africa, followed by Southern Africa (21.9%), East Africa (20.1%), Central Africa (12.9%) and West Africa (9.5%).
- **The total number of active cases in Africa declined by 15,996 cases to 419,680 in the week under review.** Currently, eight countries collectively account for 71.3% of the active cases in Africa, namely Libya (15.6%), Algeria (14.0%), Rwanda (12.5%), Egypt (7.5%), Uganda (6.1%), Ethiopia (5.7%), South Africa (5.4%) and Burundi (4.5%).
- **From a regional perspective, Southern Africa, North Africa and West Africa recorded consecutive declines in active cases in the last eight weeks. East Africa also recorded a decline in active cases in the last two weeks.**

Deaths and the Case Fatality Rates in Africa

- **As of October 17, 2021, a total of 215,504 deaths had been reported in Africa since the start of the pandemic,** of which 51.9% were in Southern Africa, 32.1% in North Africa, 10.0% in East Africa, 4.4% in West Africa and 1.6% in Central Africa. The five countries with the highest number of reported deaths due to Covid-19 since the start of the pandemic are South Africa,

⁴ Somalia and Sierra Leone have not released new data for this week.

Tunisia, Egypt, Morocco and Ethiopia, ranging between 88,612 in South Africa and 6,217 in Ethiopia. A total of 1,589 new deaths were reported in Africa in the week under review, which is a decline of 14.9% compared to the preceding week.

- **The case fatality rate (CFR), i.e. deaths per confirmed cases for Africa, stands at 2.6%, which is higher than the global CFR rate of 2.0%.** Regionally, West Africa and Central Africa have the lowest CFR at 1.5%, followed by East Africa at 2.2%, North Africa at 2.7% and Southern Africa at 2.8%. As of October 17, 2021, eighteen African countries recorded CFRs higher than the African average with the highest in Sudan at 7.7%, followed by Egypt (5.6%), Somalia (5.5%), Liberia (4.9%), Malawi (3.7%), Mali (3.6%), Comoros (3.5%), Zimbabwe (3.5%), Tunisia (3.5%), Chad (3.4%), The Gambia (3.4%), Niger (3.3%), South Africa (3.0%), Lesotho (3.0%), Algeria (2.9%), Namibia (2.8%), Tanzania (2.8%) and Eswatini (2.7%).

Recovery Rates in Africa

- **As of October 17, 2021, the number of recovered cases in Africa reached 7,770,992, representing 92.2% of its total confirmed cases⁵.** Regionally, the recovery rates stand at 95.7% for West Africa, 95.5% for Southern Africa, 90.9% for North Africa, 83.6% for Central Africa, and 81.6% for East Africa. In the week under review, 55,959 newly recovered cases were reported.

⁵ Burundi has not been publishing new data on recovered cases since 6 January 21.

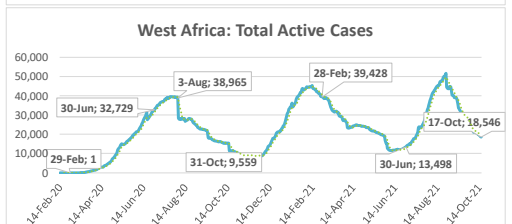
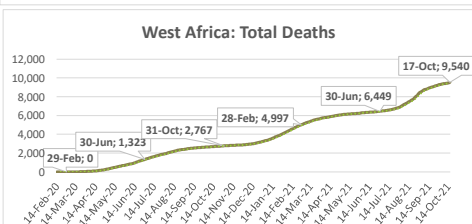
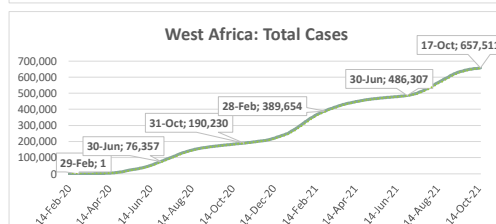
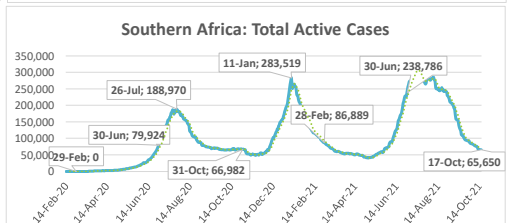
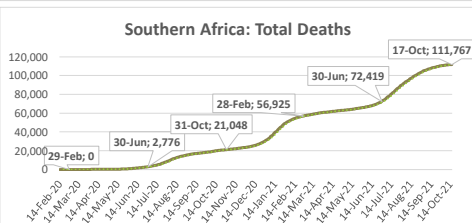
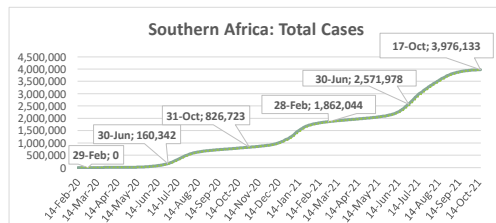
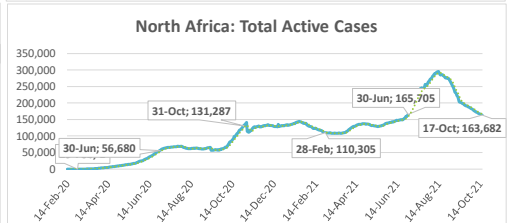
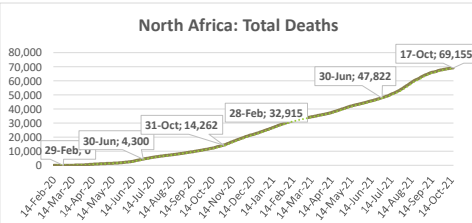
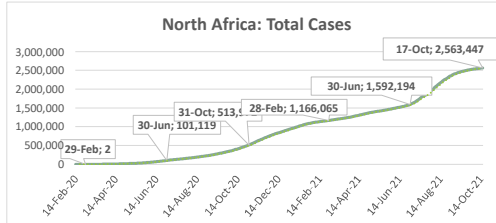
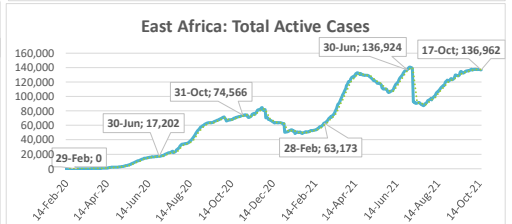
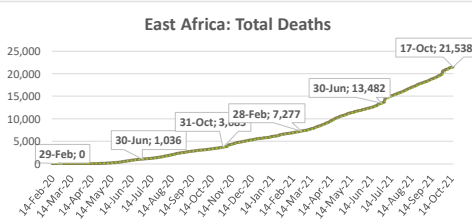
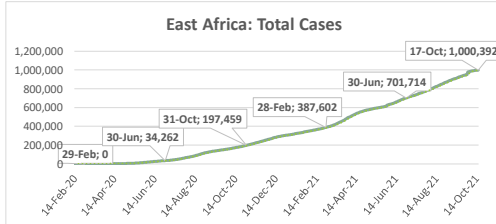
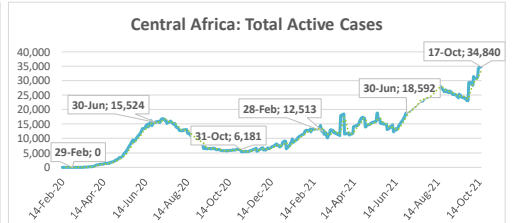
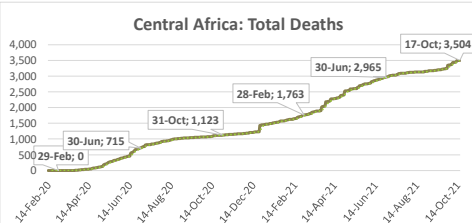
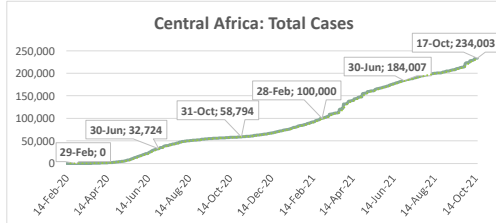
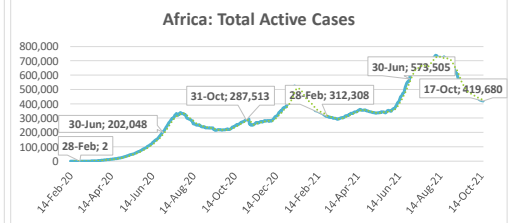
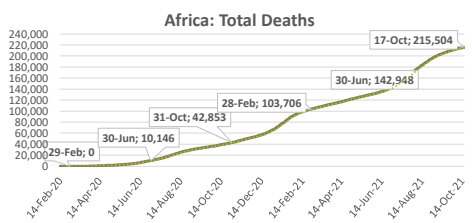
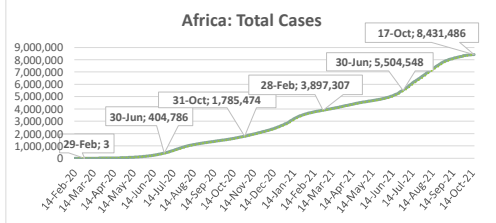
Status of Vaccinations Administered in Africa and Selected Global Countries for the Week Ending 17 October 2021					
	Vaccinations				
	Total vaccinations	% of population vaccinated	New vaccinations for the week of	New vaccinations for the week of	Weekly change
			17 Oct.	10 Oct.	
World	6,673,905,042	85.6	168,821,499	156,955,062	11,866,437
AFRICA	174,633,549	13.0	8,714,800	10,244,307	-1,529,507
Algeria	14,082,920	32.7	0	0	0
Angola	4,448,653	13.5	373,976	940,540	-566,564
Benin	252,698	2.1	5,024	0	5,024
Botswana	783,999	33.3	93,998	60,397	33,601
Burkina Faso	297,231	1.4	0	62,741	-62,741
Cabo Verde	460,484	82.8	0	40,238	-40,238
Cameroon	479,521	1.8	3,009	7,171	-4,162
Central African Rep	245,444	5.1	48,341	0	48,341
Chad	146,669	0.9	7,078	16,165	-9,087
Comoros	360,675	41.5	0	170,038	-170,038
Congo DRC	140,254	0.2	0	4,160	-4,160
Congo Rep	398,685	7.2	26,639	25,433	1,206
Côte d'Ivoire	2,578,266	9.8	144,561	195,661	-51,100
Djibouti	92,097	9.3	0	0	0
Egypt	23,377,000	22.8	3,222,634	3,194,602	28,032
Equatorial Guinea	414,506	29.5	10,692	6,731	3,961
Eswatini	266,056	22.9	7,504	9,567	-2,063
Ethiopia	3,955,493	3.4	104,384	110,949	-6,565
Gabon	206,373	9.3	20,008	6,045	13,963
Gambia, The	208,379	8.6	0	0	0
Ghana	2,189,552	7.0	0	536,130	-536,130
Guinea	2,010,423	15.3	152,782	51,340	101,442
Guinea Bissau	120,641	6.1	2,873	23,053	-20,180
Kenya	4,500,179	8.4	316,627	322,772	-6,145
Lesotho	383,341	17.9	0	58,655	-58,655
Liberia	326,046	6.4	26,829	0	26,829
Libya	1,748,160	25.4	58,908	51,851	7,057
Madagascar	197,001	0.7	0	0	0
Malawi	1,173,196	6.1	51,566	0	51,566
Mali	422,357	2.1	8,794	0	8,794
Mauritania	1,298,995	27.9	180,837	0	180,837
Mauritius	1,713,794	134.8	27,747	30,492	-2,745
Morocco	44,069,544	119.4	738,681	1,334,864	-596,183
Mozambique	3,677,063	11.8	0	32,640	-32,640
Namibia	584,381	23.0	111,977	43,415	68,562
Niger	646,086	2.7	0	112,187	-112,187
Nigeria	7,676,012	3.7	545,841	277,581	268,260
Rwanda	4,446,234	34.3	624,152	42,195	581,957
Sao Tome	102,791	46.9	1,726	32,622	-30,896
Senegal	1,836,019	11.0	7,177	15,968	-8,791
Seychelles	148,402	150.9	0	0	0
Sierra Leone	359,091	4.5	122,626	0	122,626
Somalia	599,715	3.8	57,214	47,460	9,754
South Africa	19,899,964	33.6	858,429	1,166,348	-307,919
South Sudan	115,650	1.0	2,637	4,411	-1,774
Sudan	2,067,204	4.7	301,941	0	301,941
Togo	1,215,025	14.7	0	89,354	-89,354
Tunisia	8,620,009	72.9	148,366	349,590	-201,224
Uganda	2,793,657	6.1	177,850	557,254	-379,404
Zambia	843,347	4.6	48,629	41,163	7,466
Zimbabwe	5,654,267	38.0	72,743	172,524	-99,781
Americas					
Brazil	257,801,055	122.2	8,777,669	7,784,166	993,503
Canada	57,604,193	153.2	555,054	603,528	-48,474
U.S.A	406,570,875	123.9	4,751,635	5,884,415	-1,132,780
Asia					
China	2,229,212,000	159.5	9,084,000	7,167,000	1,917,000
India	977,918,442	71.6	26,022,379	44,001,714	-17,979,335
Europe					
France	96,920,975	144.5	986,235	1,163,332	-177,097
Germany	109,892,041	132.2	904,505	976,321	-71,816
Israel	15,751,266	174.0	146,093	274,116	-128,023
U.K.	94,756,683	141.8	429,504	428,831	673
Middle East					
Saudi Arabia	44,654,667	130.3	1,045,392	1,173,215	-127,823
U.A.E.	20,701,898	211.9	226,687	278,662	-51,975

Total of vaccinations

% of population vaccinated

Summary of COVID-19 tracking in Africa: Situation for the week ending 17 October 2021

	Date of first case	Cases				Deaths				Recovered				Active				Test	
		Total cases	New cases for the week of	New cases for the week of	Weekly change from Previous week	Total deaths	New deaths for the week of	New deaths for the week of	Weekly change from Previous week	Total Recovered	New recovered for the week of	New recovered for the week of	Weekly change from Previous week	Active cases	New active for the week of	New active for the week of	Weekly change from Previous week	Total tests	Tests Per million People
			17 Oct.	10 Oct.			17 Oct.	10 Oct.			17 Oct.	10 Oct.			17 Oct.	10 Oct.			
World	31-Dec-19	240,664,510	2,810,448	2,960,124	-149,676	4,898,488	46,925	50,250	-3,325	217,906,441	2,872,170	3,274,091	-401,921	17,859,581	-108,647	-364,217	-255,570	3,838,583,565	492,454
Africa	14-Feb-20	8,431,486	41,628	50,044	-8,416	215,504	1,589	1,867	-278	7,770,992	55,959	66,198	-10,239	419,680	-15,996	-18,128	-2,132	75,583,496	56,455
Central Africa	6-Mar-20	234,003	5,387	5,532	-145	3,504	65	88	-23	195,659	1,217	3,349	-2,132	34,840	4,105	2,095	-2,010	4,455,190	30,409
East Africa	13-Mar-20	1,000,392	8,356	11,109	-2,753	21,538	402	426	-24	816,582	8,016	11,193	-3,177	136,962	-138	-617	-479	13,141,665	34,999
North Africa	14-Feb-20	2,563,447	14,826	16,717	-1,891	69,155	562	611	-49	2,330,610	21,316	26,135	-4,819	163,682	-7,052	-10,029	-2,977	19,324,500	93,610
Southern Africa	5-Mar-20	3,976,133	9,102	12,399	-3,297	111,767	421	658	-237	3,798,716	19,446	19,453	-7	65,650	-10,765	-7,712	-3,053	28,354,519	133,005
West Africa	28-Feb-20	657,511	3,957	4,287	-330	9,540	139	84	55	629,425	5,964	6,068	-104	18,546	-2,146	-1,865	-281	10,307,622	25,950



.....: 7-day moving average

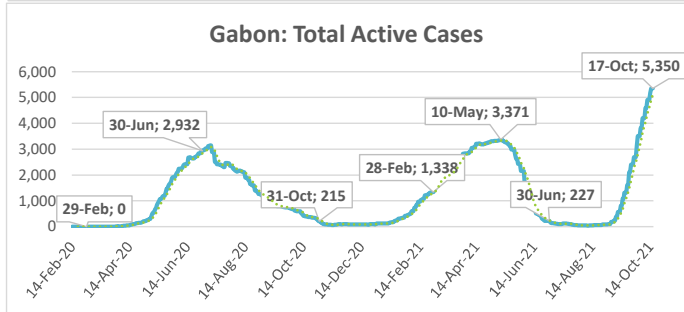
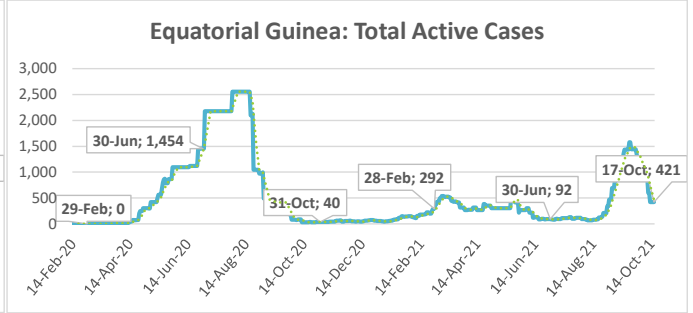
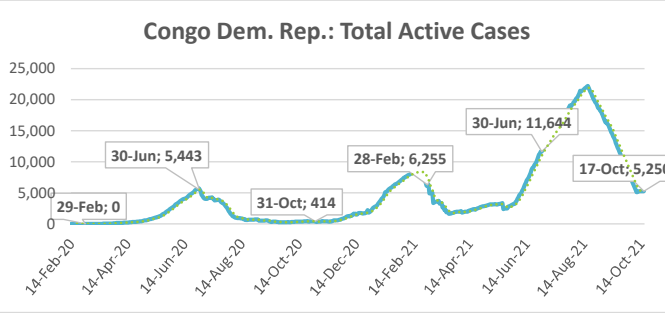
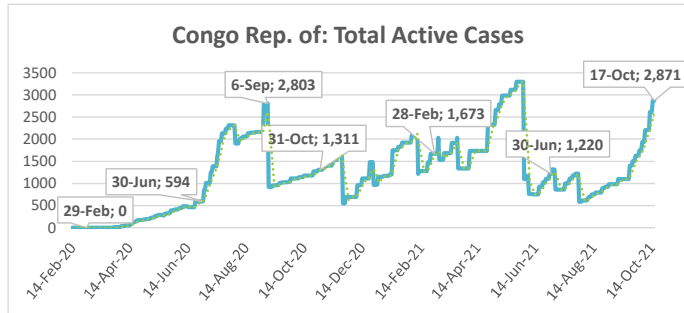
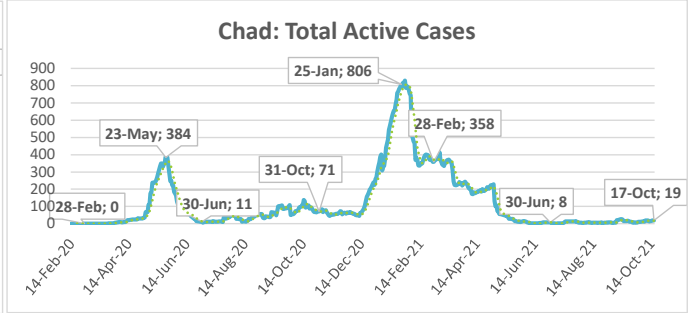
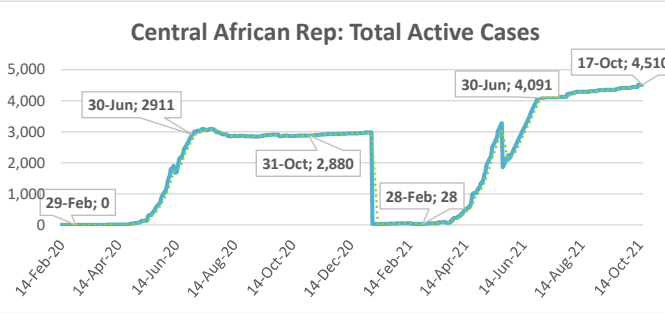
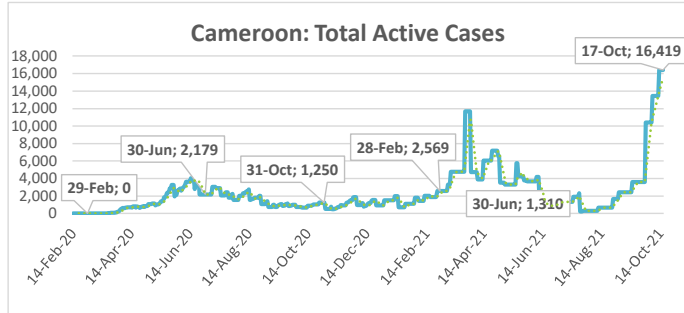
Central Africa

Highlights of the Covid-19 Situation in Central Africa for the Week Ending October 17, 2021

- **As of Sunday, October 17, 2021, the number of reported total cases in the Central Africa region reached 234,003.** The region reported 5,387 new cases during the week, which is a 2.6% decline compared to the preceding week. The total number of deaths reported since the start of the pandemic reached 3,504, of which 65 were new deaths during the week. The number of total recovered cases reached 195,659, of which 0.6% were newly recovered cases during the week. The total number of active cases stands at 34,840, indicating an increase of 4,105 cases during the week. The weekly increase in the number of active cases in the region is largely attributed to Cameroon.
- **Cameroon accounted for 42.1% of the total cases reported in the region since the start of the pandemic and 55.7% of the new cases reported during the week.** Chad has recorded the lowest number of total cases in the Central region since the start of the pandemic at 5,067.
- **The average case fatality rate (CFR) for the region stands at 1.5%. The highest CFR in the region was reported in Chad at 3.4% and the lowest in Gabon at 0.6%.**

Summary of COVID-19 tracking in Central Africa: Situation for the week ending 17 October 2021

	Date of first case	Cases				Deaths				Recovered				Active				Test	
		Total cases	New cases for the week of	New cases for the week of	Weekly change	Total deaths	New deaths for the week of	New deaths for the week of	Weekly change from Previous week	Total Recovered	New recovered for the week of	New recovered for the week of	Weekly change from Previous week	Active cases	New active for the week of	New active for the week of	Weekly change from Previous week	Total tests	Tests Per million People
			17 Oct.	10 Oct.			17 Oct.	10 Oct.			17 Oct.	10 Oct.			17 Oct.	10 Oct.			
Central Africa	6-Mar-20	234,003	5,387	5,532	-145	3,504	65	88	-23	195,659	1,217	3,349	-2,132	34,840	4,105	2,095	2,010	4,455,190	30,409
Cameroon	6-Mar-20	98,402	3,003	3,096	-93	1,550	33	58	-25	80,433	0	0	0	16,419	2,970	3,038	-68	2,096,403	78,973
Central African Rep.	15-Mar-20	11,469	68	30	38	100	0	0	0	6,859	0	0	0	4,510	68	30	38	67,759	14,029
Chad	19-Mar-20	5,067	8	15	-7	174	0	0	0	4,874	9	6	3	19	-1	9	-10	148,082	9,015
Congo Rep. of	15-Mar-20	15,514	681	474	207	222	16	9	7	12,421	0	0	0	2,871	665	465	200	241,942	43,845
Congo Dem. Rep.	10-Mar-20	57,269	137	135	2	1,089	2	3	-1	50,930	0	2,364	-2,364	5,250	135	-2,232	2,367	393,865	4,398
Equatorial Guinea	14-Mar-20	12,840	183	295	-112	156	2	7	-5	12,263	662	593	69	421	-481	-305	-176	231,798	165,218
Gabon	12-Mar-20	33,442	1,307	1,487	-180	213	12	11	1	27,879	546	386	160	5,350	749	1,090	-341	1,275,341	572,998



.....: 7-day moving average

East Africa

Highlights of the Covid-19 Situation in East Africa for the Week Ending October 17, 2021

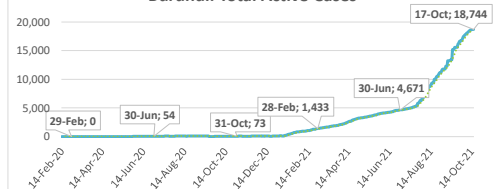
- **As of Sunday, October 17, 2021, the number of total cases in the East Africa region reached 1,000,392.** The region reported 8,356 new cases in the week, which is a 24.8% decline compared to the preceding week. The total number of deaths reported reached 21,538, of which 402 were new deaths during the week. The number of total recovered cases reached 816,582¹, of which 1.0% were newly recovered cases during the week. The total number of active cases stands at 136,962, indicating a decline of 138 cases in the week. The weekly decline in the number of active cases in the region is mainly attributable to Ethiopia and Kenya, which offset the increases in Rwanda, Uganda and Burundi.
- **Ethiopia accounted for 35.9% of the total cases reported in the region since the start of the pandemic and 57.1% of the new cases reported in the region during the week.** Comoros has reported the lowest number of total cases in the region since the start of the pandemic at 4,186.
- **The average case fatality rate (CFR) for the region stands at 2.2%. The highest CFR in the region was reported in Sudan at 7.7% and the lowest in Burundi at 0.2%.**

¹ Burundi has not been publishing new data on recovered cases and deaths since 6 January 21

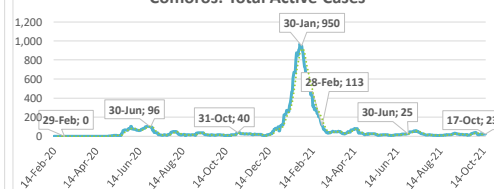
Summary of COVID-19 tracking in East Africa: Situation for the week ending 17 October 2021

	Date of first case	Cases				Deaths				Recovered				Active				Test	
		Total cases	New cases for the week of	New cases for the week of	Weekly change	Total deaths	New deaths for the week of	New deaths for the week of	Weekly change from Previous week	Total Recovered	New recovered for the week of	New recovered for the week of	Weekly change from Previous week	Active cases	active for the week of	New active for the week of	Weekly change from Previous week	Total tests	Tests Per million People
		17 Oct.	10 Oct.	10 Oct.		17 Oct.	10 Oct.	10 Oct.		17 Oct.	10 Oct.	10 Oct.		17 Oct.	10 Oct.	10 Oct.			
East Africa	13-Mar-20	1,000,392	8,356	11,109	-2,753	21,538	402	426	-24	816,582	8,016	11,193	-3,177	136,962	-138	-617	479	13,141,665	34,999
Burundi	31-Mar-20	19,555	395	818	-423	38	0	0	0	773	0	0	0	18,744	395	818	-423	793,743	66,753
Comoros	2-May-20	4,186	21	10	11	147	0	0	0	4,016	19	29	-10	23	2	-19	21	6,227	7,161
Djibouti	18-Mar-20	13,396	217	257	-40	179	5	3	-2	13,061	340	422	-82	156	-128	-168	40	230,936	233,741
Eritrea	21-Mar-20	6,774	30	21	9	45	2	1	1	6,677	8	19	-11	52	20	1	19	23,693	6,681
Ethiopia	13-Mar-20	359,247	4,771	5,807	-1,036	6,217	227	268	-41	328,962	5,457	8,334	-2,877	24,068	-913	-2,795	1,882	3,604,407	31,353
Kenya	13-Mar-20	252,033	881	1,038	-157	5,223	42	41	1	245,254	1,310	1,409	-99	1,556	-471	-412	-59	2,639,107	49,080
Rwanda	14-Mar-20	99,145	448	827	-379	1,313	5	25	-20	45,506	8	17	-9	52,326	435	785	-350	2,997,671	231,441
Seychelles	15-Mar-20	21,833	195	291	-96	119	1	3	-2	21,430	188	339	-151	284	6	-51	57	21,504	218,654
Somalia	16-Mar-20	21,269	0	692	-692	1,180	0	43	-43	9,927	0	222	-222	10,162	0	427	-427	241,124	15,171
South Sudan	5-Apr-20	12,184	55	88	-33	130	0	0	0	11,726	109	0	109	328	-54	88	-142	240,071	21,447
Sudan	13-Mar-20	39,550	726	479	247	3,038	110	22	88	32,872	477	261	216	3,640	139	196	-57	294,629	6,719
Tanzania	16-Mar-20	26,034	77	111	-34	724	1	4	-3	297,169	4,975
Uganda	21-Mar-20	125,186	540	670	-130	3,185	9	16	-7	96,378	100	141	-41	25,623	431	513	-82	1,751,384	38,289

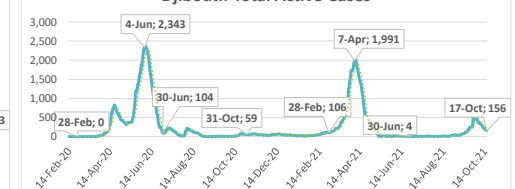
Burundi: Total Active Cases



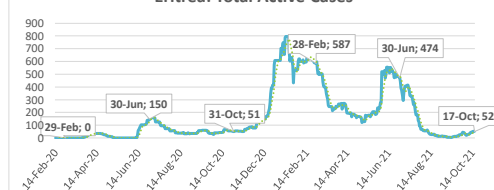
Comoros: Total Active Cases



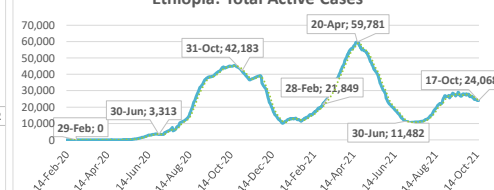
Djibouti: Total Active Cases



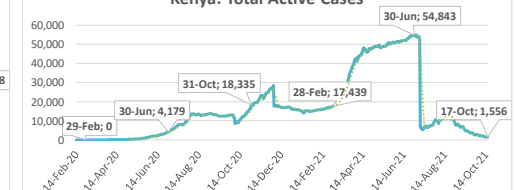
Eritrea: Total Active Cases



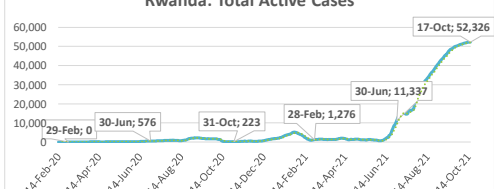
Ethiopia: Total Active Cases



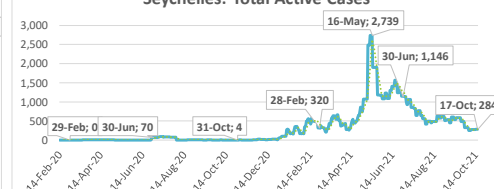
Kenya: Total Active Cases



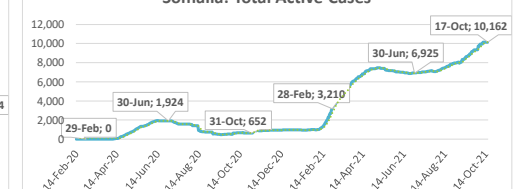
Rwanda: Total Active Cases



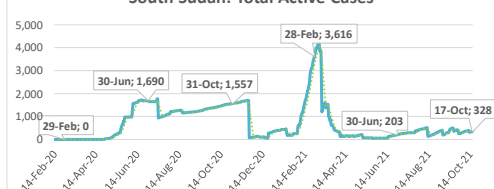
Seychelles: Total Active Cases



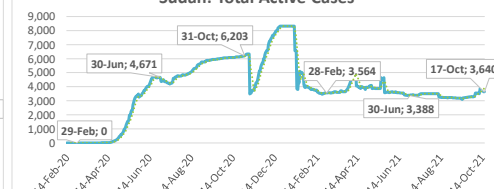
Somalia: Total Active Cases



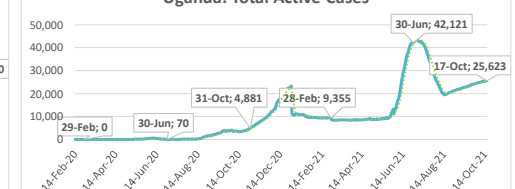
South Sudan: Total Active Cases



Sudan: Total Active Cases



Uganda: Total Active Cases



.....: 7-day moving average

North Africa

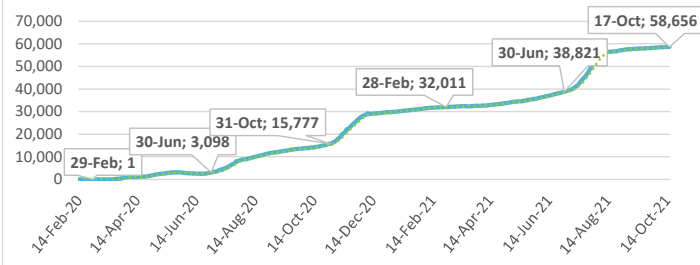
Highlights of the Covid-19 Situation in North Africa for the Week Ending October 17, 2021

- **As of Sunday, October 17, 2021, the number of total cases in the North Africa region reached 2,563,447.** The region reported 14,826 new cases in the week, which is a 11.3% decline compared to the preceding week. The total number of deaths reported reached 69,155, of which 562 were new deaths during the week. The number of total recovered cases reached 2,330,610, of which 0.9% were newly recovered cases during the week. The total number of active cases stands at 163,682, indicating a decline of 7,052 cases during the week. The weekly decline in the number of active cases in the region is mainly attributable to Libya followed by Tunisia.
- **Morocco accounted for 36.8% of the total cases reported in the region since the start of the pandemic, while Egypt accounted for 40.8% of the new cases in the region during the week.** Mauritania has reported the lowest number of total cases in the region since the start of the pandemic which have accumulated to a total of 36,677.
- **The average case fatality rate (CFR) for the region currently stands at 2.7%. The highest CFR in the region was recorded in Egypt at 5.6% and the lowest in Libya at 1.4%.**

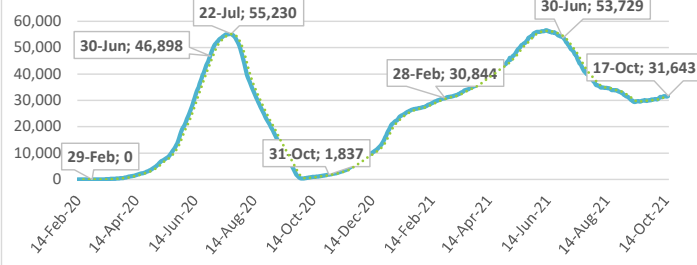
Summary of COVID-19 tracking in North Africa: Situation for the week ending 17 October 2021

	Date of first case	Cases				Deaths				Recovered				Active				Test	
		Total cases	New cases for the week of	New cases for the week of	Weekly change	Total deaths	New deaths for the week of	New deaths for the week of	Weekly change from Previous week	Total Recovered	New recovered for the week of	New recovered for the week of	Weekly change from Previous week	Active cases	New active for the week of	New active for the week of	Weekly change from Previous week	Total tests	Tests Per million People
			17 Oct.	10 Oct.			17 Oct.	10 Oct.			17 Oct.	10 Oct.			17 Oct.	10 Oct.			
North Africa	14-Feb-20	2,563,447	14,826	16,717	-1,891	69,155	562	611	-49	2,330,610	21,316	26,135	-4,819	163,682	-7,052	-10,029	2,977	19,324,500	93,610
Algeria	26-Feb-20	205,286	689	808	-119	5,872	19	31	-12	140,758	520	619	-99	58,656	150	158	-8	230,861	5,265
Egypt	14-Feb-20	318,456	6,043	5,615	428	17,970	275	259	16	268,843	5,286	4,610	676	31,643	482	746	-264	3,918,993	38,296
Libya	25-Mar-20	349,990	3,814	4,337	-523	4,883	108	89	19	279,532	9,392	7,724	1,668	65,575	-5,686	-3,476	-2,210	1,738,080	252,948
Mauritania	14-Mar-20	36,677	263	251	12	788	3	7	-4	35,446	272	340	-68	443	-12	-96	84	483,054	103,890
Morocco	5-Mar-20	942,132	2,945	3,855	-910	14,544	87	118	-31	921,628	3,821	8,096	-4,275	5,960	-963	-4,359	3,396	9,930,396	269,039
Tunisia	5-Mar-20	710,906	1,072	1,851	-779	25,098	70	107	-37	684,403	2,025	4,746	-2,721	1,405	-1,023	-3,002	1,979	3,023,116	255,793

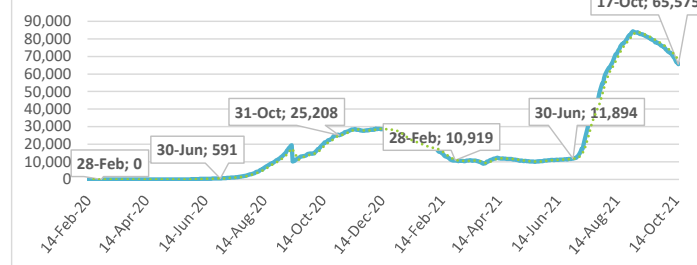
Algeria: Total Active Cases



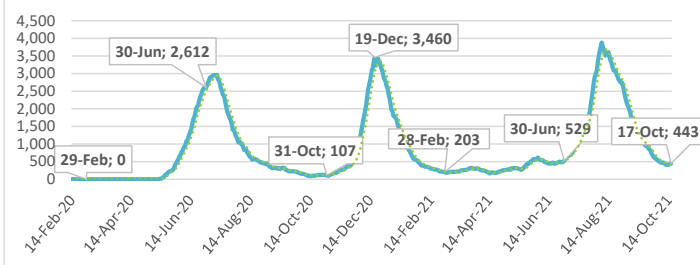
Egypt: Total Active Cases



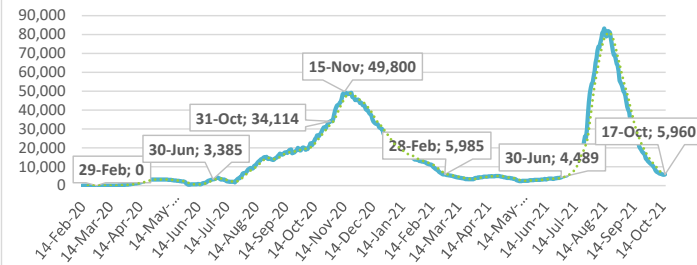
Libya: Total Active Cases



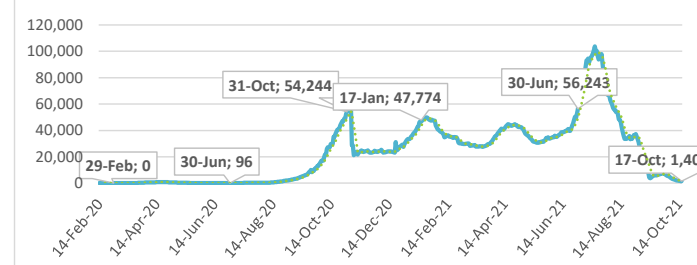
Mauritania: Total Active Cases



Morocco: Total Active Cases



Tunisia: Total Active Cases



.....: 7-day moving average

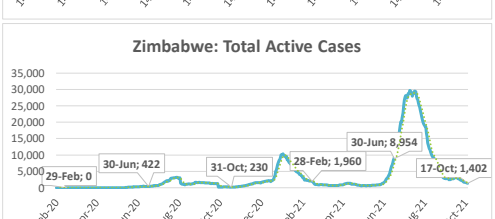
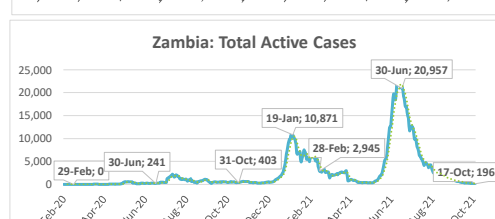
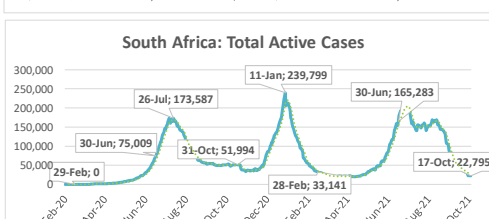
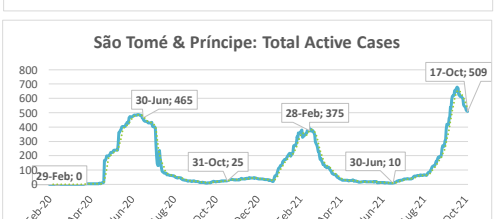
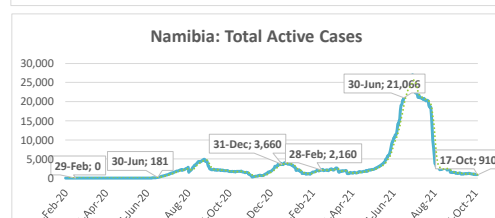
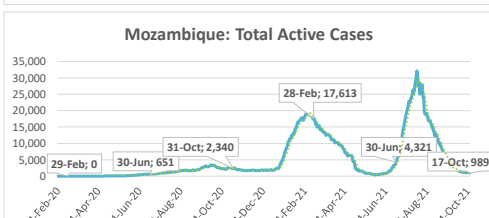
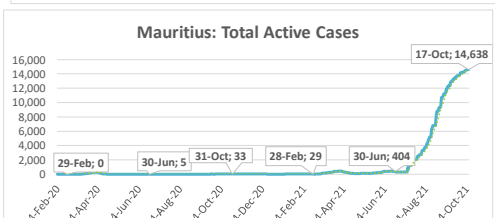
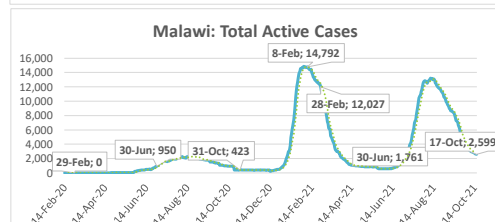
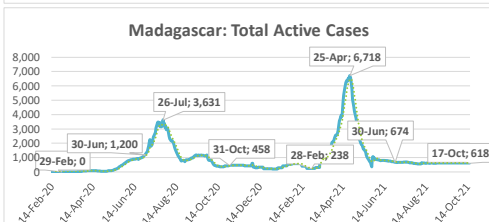
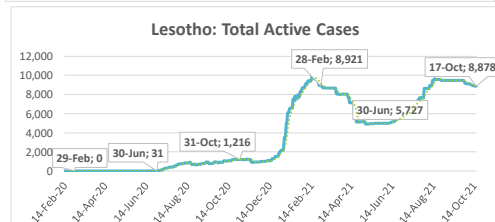
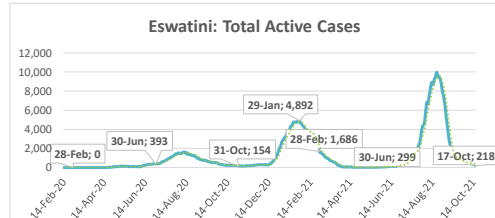
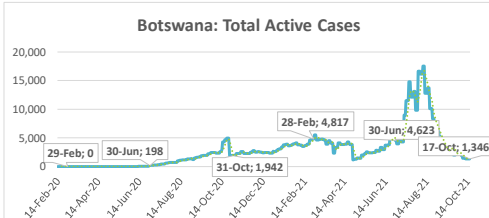
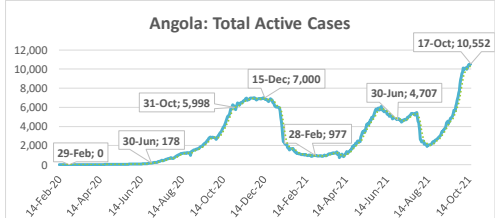
Southern Africa

Highlights of the Covid-19 Situation in Southern Africa for the Week Ending October 17, 2021

- **As of Sunday, October 17, 2021, the number of total cases in the Southern Africa region reached 3,976,133.** The region reported 9,102 new cases in the week, which is a 26.6% decline compared to the preceding week. The total number of deaths reported reached 111,767, of which 421 were new deaths during the week. The total number of recovered cases reached 3,798,716, of which 0.5% were newly recovered cases during the week. The total number of active cases stands at 65,650, indicating a decline of 10,765 cases in the week. The weekly decline in the number of active cases in the region is mainly attributable to South Africa.
- **South Africa accounted for 73.4% of the total cases reported in the region since the start of the pandemic and 48.9% of the new cases in the region during the week.** São Tomé & Príncipe has the lowest number of total cases reported in the region at 3,677.
- **The average case fatality rate (CFR) for the region stands at 2.8%. The highest CFR in the region was reported in Malawi at 3.7% and the lowest in Mauritius at 0.8%.**

Summary of COVID-19 tracking in Southern Africa: Situation for the week ending 17 October 2021

	Date of first case	Cases				Deaths				Recovered				Active				Test	
		Total cases	New cases for the week of	New cases for the week of	Weekly change	Total deaths	New deaths for the week of	New deaths for the week of	Weekly change from Previous week	Total Recovered	New recovered for the week of	New recovered for the week of	Weekly change from Previous week	Active cases	New active for the week of	New active for the week of	Weekly change from Previous week	Total tests	Tests Per million People
		17 Oct.	10 Oct.	10 Oct.		17 Oct.	10 Oct.	10 Oct.		17 Oct.	10 Oct.	10 Oct.		17 Oct.	10 Oct.	10 Oct.			
Southern Africa	5-Mar-20	3,976,133	9,102	12,399	-3,297	111,767	421	658	-237	3,798,716	19,446	19,453	-7	65,650	-10,765	-7,712	-3,053	28,354,519	133,005
Angola	27-Mar-20	62,842	1,464	2,435	-971	1,664	42	45	-3	50,626	1,025	1,409	-384	10,552	397	981	-584	1,067,659	32,485
Botswana	16-Mar-20	181,856	1,418	1,218	200	2,386	10	8	2	178,124	1,529	2,046	-517	1,346	-121	-836	715	1,788,867	760,693
Eswatini	14-Mar-20	46,363	87	229	-142	1,233	6	3	3	44,912	301	285	16	218	-220	-59	-161	378,126	325,925
Lesotho	13-May-20	21,530	73	97	-24	655	3	2	1	11,997	204	196	8	8,878	-134	-101	-33	227,152	106,034
Madagascar	20-Mar-20	43,616	6	712	-706	960	0	2	-2	42,038	6	710	-704	618	0	0	0	249,510	9,011
Malawi	2-Apr-20	61,716	40	64	-24	2,292	2	6	-4	56,825	395	659	-264	2,599	-357	-601	244	418,712	21,888
Mauritius	18-Mar-20	16,621	432	494	-62	129	23	22	-1	1,854	0	0	0	14,638	409	472	-63	359,627	282,777
Mozambique	27-Mar-20	151,102	117	181	-64	1,926	4	4	0	148,187	311	479	-168	989	-198	-302	104	926,360	29,638
Namibia	14-Mar-20	128,328	222	302	-80	3,538	11	11	0	123,880	338	426	-88	910	-127	-135	8	730,765	287,600
São Tomé & Príncipe	6-Apr-20	3,677	49	93	-44	56	0	3	-3	3,112	138	161	-23	509	-89	-71	-18	27,183	124,033
South Africa	5-Mar-20	2,916,593	4,448	5,723	-1,275	88,612	295	537	-242	2,805,186	13,930	11,350	2,580	22,795	-9,777	-6,164	-3,613	18,174,247	306,435
Zambia	18-Mar-20	209,521	174	184	-10	3,658	4	5	-1	205,667	189	291	-102	196	-19	-112	93	2,541,969	138,271
Zimbabwe	25-Mar-20	132,368	572	667	-95	4,658	21	10	11	126,308	1,080	1,441	-361	1,402	-529	-784	255	1,464,342	98,523



.....: 7-day moving average

West Africa

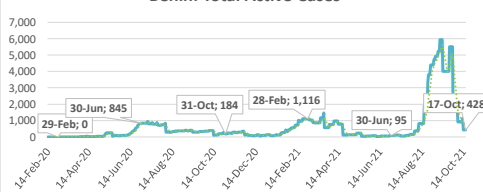
Highlights of the Covid-19 Situation in West Africa for the Week Ending October 17, 2021

- **As of Sunday, October 17, 2021, the number of total cases in the West Africa region reached 657,511.** The region reported 3,957 new cases during the week, which is a 7.7% decline compared to the new cases reported in the preceding week. The total number of deaths reported reached 9,540, of which 139 were new deaths during the week. The number of total recovered cases reached 629,425, of which 0.9% were newly recovered cases during the week. The total number of active cases stands at 18,546, indicating a decline of 2,146 cases in the week. The weekly decline in the number of active cases in the region is mainly attributable Togo followed by Benin, Nigeria, Côte d'Ivoire and Ghana.
- **Nigeria accounted for 31.8% of the total cases reported in the West region since the start of the pandemic and 40.5% of the new cases in the region during the week.** Liberia has the lowest number of total cases in the region since the start of the pandemic with a total of 5,803.
- **The average case fatality rate (CFR) for the region stands at 1.5%. The highest CFR in the region was reported in Liberia at 4.9% and the lowest in Benin at 0.7%.**

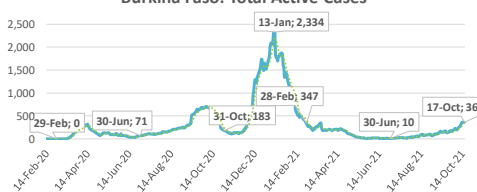
Summary of COVID-19 tracking in West Africa: Situation for the week ending 17 October 2021

	Date of first case	Cases				Deaths				Recovered				Active				Test	
		Total cases	New cases for the week of	New cases for the week of	Weekly change	Total deaths	New deaths for the week of	New deaths for the week of	Weekly change from Previous week	Total Recovered	New recovered for the week of	New recovered for the week of	Weekly change from Previous week	Active cases	New active for the week of	New active for the week of	Weekly change from Previous week	Total tests	Tests Per million People
		17 Oct.	10 Oct.	10 Oct.		17 Oct.	10 Oct.	10 Oct.		17 Oct.	10 Oct.	10 Oct.		17 Oct.	10 Oct.	10 Oct.			
West Africa	28-Feb-20	657,511	3,957	4,287	-330	9,540	139	84	55	629,425	5,964	6,068	-104	18,546	-2,146	-1,865	-281	10,307,622	25,950
Benin	16-Mar-20	24,560	225	445	-220	161	2	0	-2	23,971	714	1,264	-550	428	-491	-819	-328	604,310	49,847
Burkina Faso	9-Mar-20	14,734	239	160	-79	203	8	8	0	14,164	136	111	-25	367	95	41	-54	221,703	10,606
Cabo Verde	20-Mar-20	38,040	152	230	-78	347	1	4	-3	37,281	211	254	-43	412	-60	-28	-32	357,467	642,941
Côte d'Ivoire	11-Mar-20	61,038	219	395	-176	682	16	26	-10	59,447	554	597	-43	909	-351	-228	-123	1,055,780	40,025
Gambia, The	18-Mar-20	9,946	5	6	-1	339	0	1	-1	9,600	6	5	1	7	-1	0	-1	110,641	45,782
Ghana	12-Mar-20	129,440	1,072	886	-186	1,167	9	2	-7	125,839	1,325	1,276	49	2,434	-262	-392	-130	1,820,128	58,576
Guinea	13-Mar-20	30,572	71	67	-4	385	2	4	-2	29,233	164	131	-33	954	-95	-68	-27	564,211	42,962
Guinea-Bissau	27-Mar-20	6,130	13	5	-8	141	1	0	-1	5,396	47	11	-36	593	-35	-6	-29	100,624	51,130
Liberia	16-Mar-20	5,803	4	0	-4	286	0	0	0	5,458	0	0	0	59	4	0	-4	139,824	27,646
Mali	25-Mar-20	15,619	148	184	-36	557	4	4	0	14,478	100	51	-49	584	44	129	-85	439,399	21,698
Niger	20-Mar-20	6,170	55	73	-18	204	0	1	-1	5,858	59	23	-36	108	-4	49	-53	165,546	6,839
Nigeria	28-Feb-20	209,298	1,604	1,556	-48	2,837	90	23	-67	197,143	1,869	1,177	-692	9,318	-355	356	-711	3,142,971	15,247
Senegal	27-Mar-20	73,866	29	37	-8	1,871	3	8	-5	71,970	49	67	-18	25	-23	-38	-15	822,364	49,114
Sierra Leone	31-Mar-20	6,396	0	0	0	121	0	0	0	4,393	0	3	-3	1,882	0	-3	-3	228,496	28,644
Togo	6-Mar-20	25,899	121	243	-122	239	3	3	0	25,194	730	1,098	-368	466	-612	-858	-246	534,158	64,522

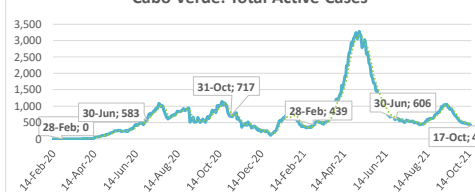
Benin: Total Active Cases



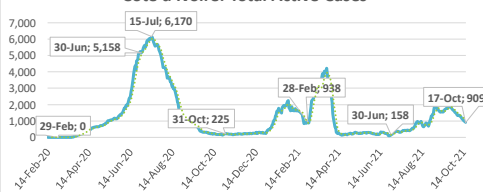
Burkina Faso: Total Active Cases



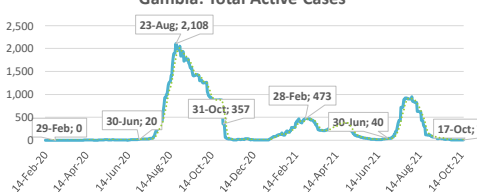
Cabo Verde: Total Active Cases



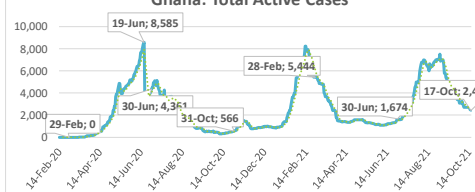
Côte d'Ivoire: Total Active Cases



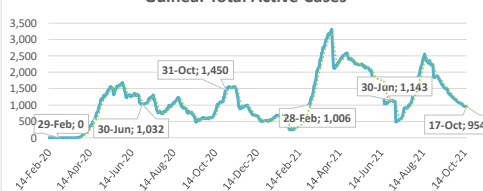
Gambia: Total Active Cases



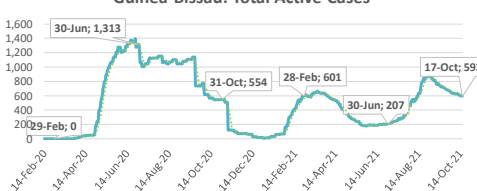
Ghana: Total Active Cases



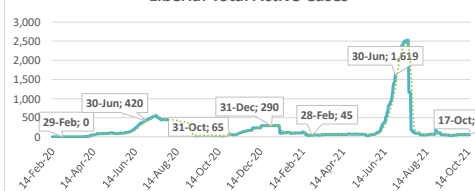
Guinea: Total Active Cases



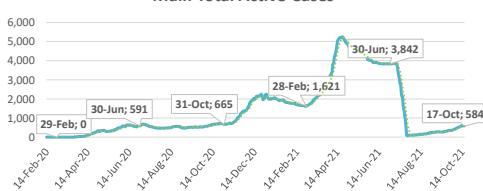
Guinea-Bissau: Total Active Cases



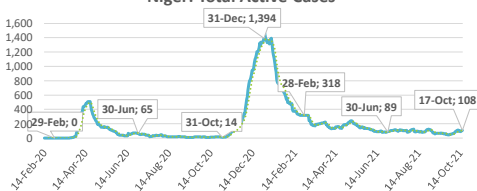
Liberia: Total Active Cases



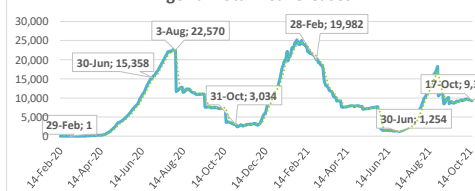
Mali: Total Active Cases



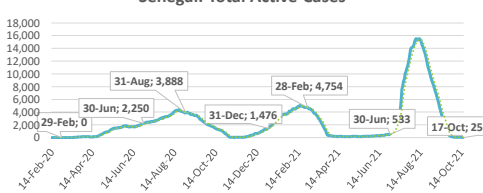
Niger: Total Active Cases



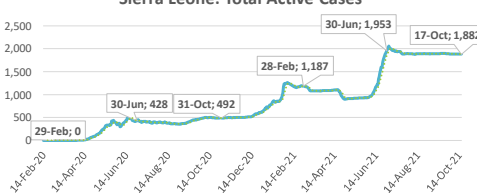
Nigeria: Total Active Cases



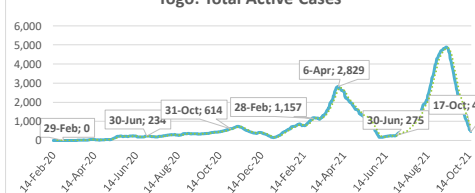
Senegal: Total Active Cases



Sierra Leone: Total Active Cases



Togo: Total Active Cases



.....: 7-day moving average