



AFRICAN DEVELOPMENT BANK GROUP

Weekly Data Flash on Covid-19 in Africa¹:

The situation as of Sunday, October 24, 2021

Statistics Department (ECST)

¹ This briefing note has been prepared by Roza Mamuye Bora, Senior Statistician; Anouar Chaouch, Statistician; Soumaila Karambiri, Statistical Assistant; Regis Hauhouot Stephane, Statistical Assistant and Desire Lakpa Guy, Statistical Assistant; and Robert Maate, Chief Statistician under the supervision of Louis Kouakou, Division Manager ECST.1

Contents

| | Page |
|--|------|
| Highlights of the Covid-19 Situation in Africa as of October 24, 2021 | 1 |
| Data Annexes: Africa | 4 |
| Highlights of the Covid-19 Situation in Central Africa as of October 24, 2021 | 6 |
| Data Annexes: Central Africa | 8 |
| Highlights of the Covid-19 Situation in East Africa as of October 24, 2021 | 9 |
| Data Annexes: East Africa | 11 |
| Highlights of the Covid-19 Situation in North Africa as of October 24, 2021 | 12 |
| Data Annexes: North Africa | 14 |
| Highlights of the Covid-19 Situation in Southern Africa as of October 24, 2021 | 15 |
| Data Annexes: Southern Africa | 17 |
| Highlights of the Covid-19 Situation in West Africa as of October 24, 2021 | 18 |
| Data Annexes: West Africa | 20 |

Highlights of the Covid-19 Situation in Africa for the Week Ending October 17, 2021 ²

Vaccinations: Status Update

- In the week ending October 24, 2021, over 187.6 million new Covid-19 vaccinations were administered globally, leading to an accumulated total of over 6.8 billion since the start of the program. In terms of the geographical distribution, China accounts for 32.7% of the total number of Covid-19 vaccinations administered to date, followed by India at 14.9% and the USA at 6.0%.
- The number of African countries with data on Covid-19 vaccinations stands at 51. As of October 24, 2021, a total of 182,183,023² vaccinations had been administered in Africa, which represents 2.7% of total global vaccinations. Morocco accounts for 24.8% of the vaccinations carried out in Africa to date, followed by Egypt (12.8%) and South Africa (11.1%).

Covid-19 Testing in Africa

- As of Sunday, October 24, 2021, almost 76.5 million tests for Covid-19 had been administered in Africa, of which around 1.0 million were reported this week. Nine countries collectively account for 66.2% of the tests conducted in Africa as of October 24, 2021 namely, South Africa (24.0%), Morocco (13.1%), Egypt (5.2%), Ethiopia (4.8%), Nigeria (4.2%), Rwanda (4.0%), Tunisia (4.0%), Kenya (3.5%) and Zambia (3.4%).
- The average number of tests per 1 million people in Africa as of October 24, 2021 stands at 57,138, which is an increase of 1.2% compared to last week. Botswana continues to lead on this indicator with 767,183 tests per 1 million people, followed by Cabo Verde (648,206), Gabon (583,782), Eswatini (328,701), South Africa (309,640), Namibia (291,664) and Mauritius (282,777).

Confirmed, New and Active Global Covid-19 Cases

- Globally, the total number of confirmed Covid-19 cases since the start of the pandemic reached 243,643,485, of which 90.6% have recovered. The majority of cases (32.2%) occurred in Asia, followed by Europe (25.8%), North America (22.8%), South America (15.7%) and Africa (3.5%).
- The number of new cases reported globally in the review week amounted to 2,978,975, indicating a 6.0% increase compared to the new cases recorded in the preceding week.
- The number of global deaths due to Covid-19 reached 4,947,968, of which 49,480 were recorded in the week ending October 24, 2021; this was 5.4% higher than the number of deaths

² The vaccination figures indicate the total number of vaccines administered regardless of how many doses one received.

recorded in the previous week. The number of global active cases increased by 138,808 cases in the week under review making a total of 18,013,196 as of October 24, 2021.

- **Africa makes 3.5% of the total global cases, 4.4% of deaths, 3.5% of recovered cases and 2.2% of active cases as of October 24, 2021, as detailed below.**

Confirmed, New and Active Covid-19 Cases in Africa

- **As of October 24, 2021, the total number of confirmed cases in Africa reached 8,466,514³**, 69.4% of which were in seven countries, namely South Africa (34.5%), Morocco (11.2%), Tunisia (8.4%), Ethiopia (4.3%), Libya (4.2%), Egypt (3.8%) and Kenya (3.0%). The five countries with the lowest total number of reported cases were São Tomé & Príncipe, Comoros, Chad, Liberia, and Guinea-Bissau, with cases ranging between 3,697 in São Tomé & Príncipe and 6,131 in Guinea-Bissau, collectively accounting for 0.3% of the confirmed cases in Africa. Considering population size, Seychelles, Botswana, Cabo Verde, Tunisia and Libya are the five countries with the highest number of confirmed cases per million people with rates ranging from 220,917 in Seychelles to 50,563 in Libya.
- **In the week under review, a total of 34,923 new cases were reported in Africa**, which is a 16.3% decline compared to the previous week. These new cases in Africa account for 1.2% of the weekly new cases recorded globally. The North Africa region accounted for 38.8% of the weekly new cases in Africa, followed by Southern Africa (24.9%), East Africa (16.8%), Central Africa (12.8%) and West Africa (6.7%).
- **The total number of active cases in Africa declined by 14,790 cases to 405,089 in the week under review.** Currently, eight countries collectively account for 71.3% of the active cases in Africa, namely Libya (14.9%), Algeria (14.5%), Rwanda (13.0%), Egypt (8.0%), Uganda (6.4%), Ethiopia (5.1%), South Africa (4.8%) and Burundi (4.7%).
- **From a regional perspective, Southern Africa, North Africa and West Africa recorded consecutive declines in active cases in the last nine weeks. East Africa also recorded a decline in active cases in the last three weeks.**

Deaths and the Case Fatality Rates in Africa

- **As of October 24, 2021, a total of 216,931 deaths had been reported in Africa since the start of the pandemic**, of which 51.7% were in Southern Africa, 32.1% in North Africa, 10.0% in East Africa, 4.4% in West Africa and 1.7% in Central Africa. The five countries with the highest number of reported deaths due to Covid-19 since the start of the pandemic are South Africa, Tunisia, Egypt, Morocco and Ethiopia, ranging between 88,925 in South Africa and 6,358 in Ethiopia. A total of 1,427 new deaths were reported in Africa in the week under review, which is a decline of 10.2% compared to the preceding week.

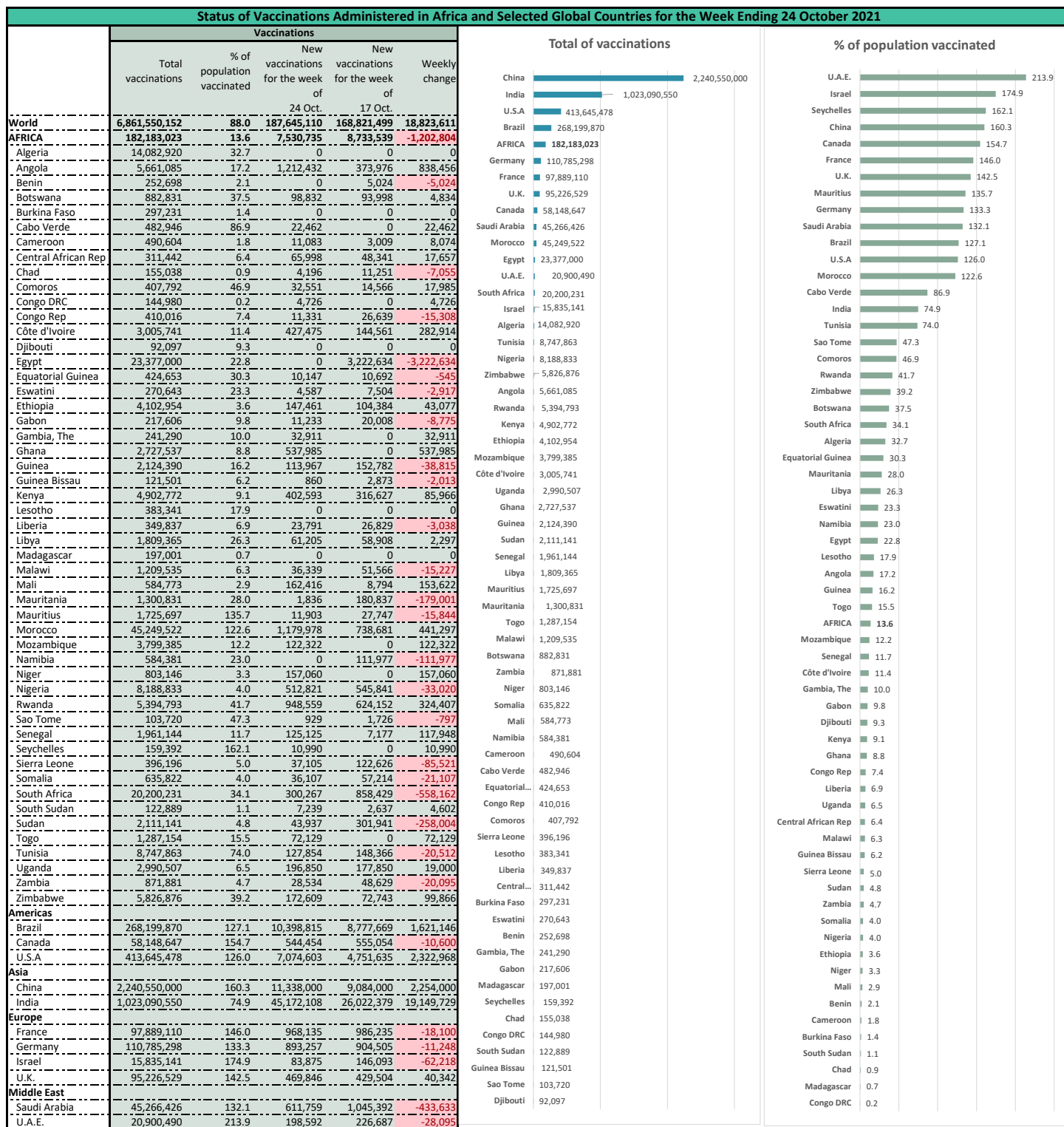
³ Somalia, Tanzania and Benin have not released new data for this week.

- **The case fatality rate (CFR), i.e. deaths per confirmed cases for Africa, stands at 2.6%, which is higher than the global CFR rate of 2.0%.** Regionally, West Africa and Central Africa have the lowest CFR at 1.5%, followed by East Africa at 2.2%, North Africa at 2.7% and Southern Africa at 2.8%. As of October 24, 2021, nineteen African countries recorded CFRs higher than the African average with the highest in Sudan at 7.7%, followed by Egypt (5.6%), Somalia (5.5%), Liberia (4.9%), Malawi (3.7%), Mali (3.5%), Comoros (3.5%), Zimbabwe (3.5%), Tunisia (3.5%), Chad (3.4%), The Gambia (3.4%), Niger (3.3%), South Africa (3.0%), Lesotho (3.0%), Algeria (2.9%), Namibia (2.8%), Tanzania (2.8%), Eswatini (2.7%) and Angola (2.7%).

Recovery Rates in Africa

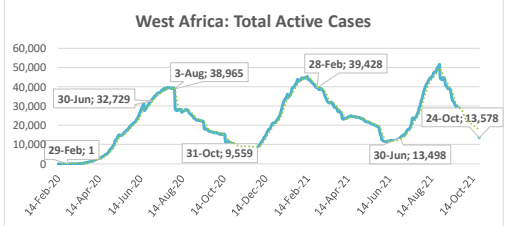
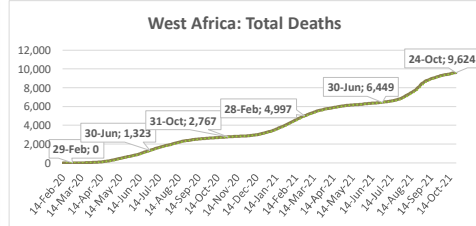
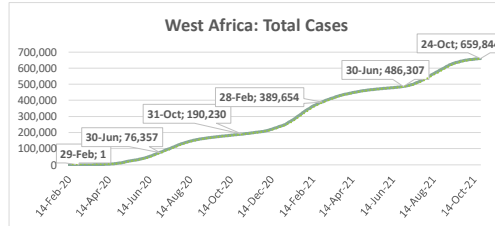
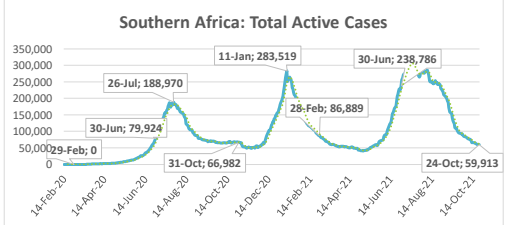
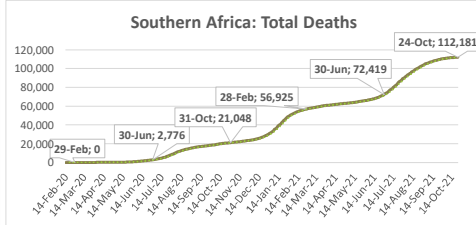
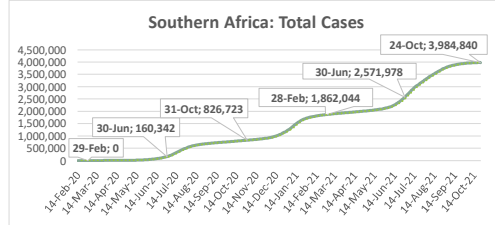
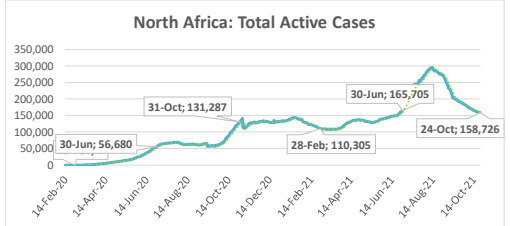
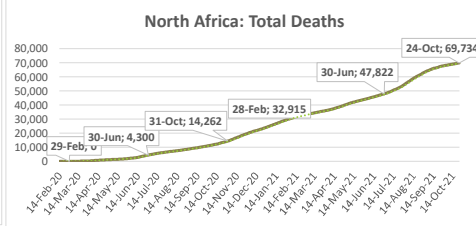
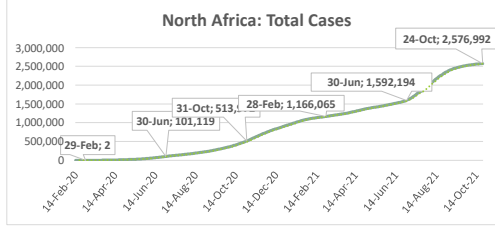
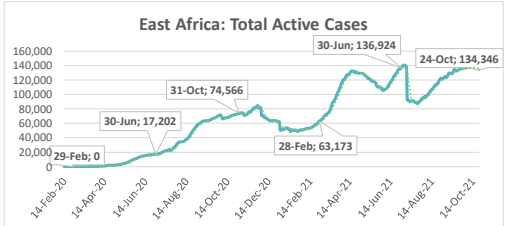
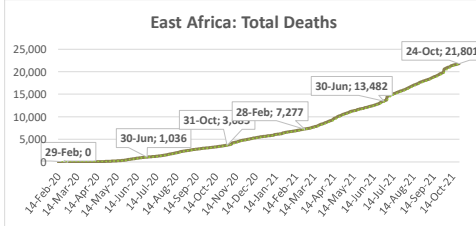
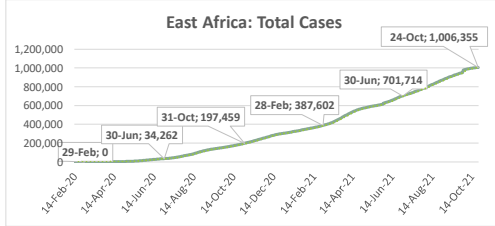
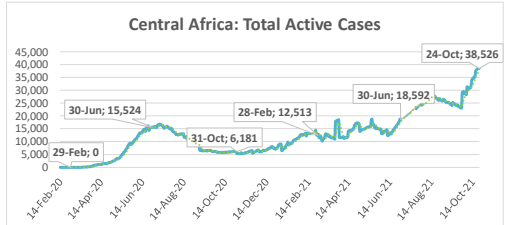
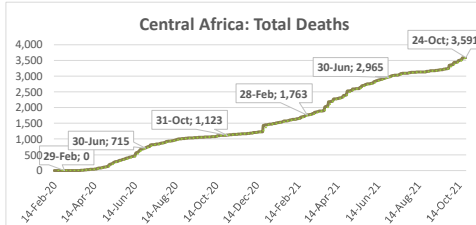
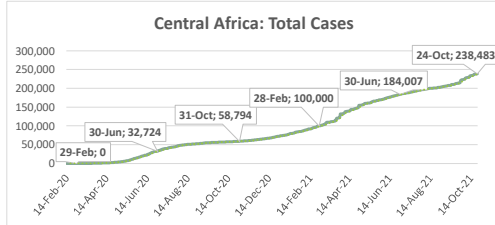
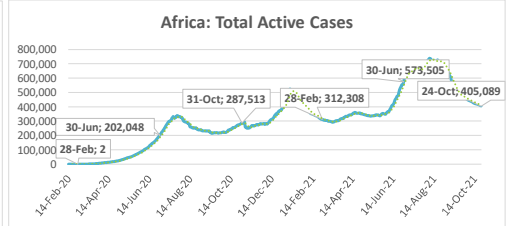
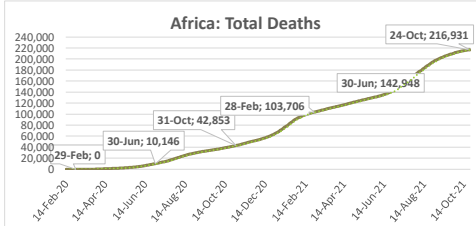
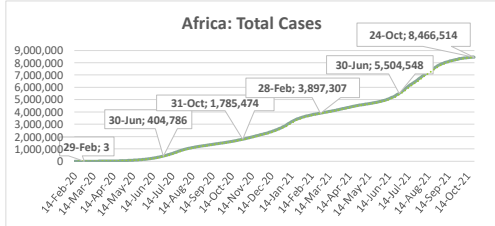
- **As of October 24, 2021, the number of recovered cases in Africa reached 7,819,184, representing 92.4% of its total confirmed cases⁴.** Regionally, the recovery rates stand at 96.5% for West Africa, 95.7% for Southern Africa, 91.1% for North Africa, 82.3% for Central Africa, and 82.0% for East Africa. In the week under review, 48,286 newly recovered cases were reported.

⁴ Burundi has not been publishing new data on recovered cases and deaths since 6 January 21.



Summary of COVID-19 tracking in Africa: Situation for the week ending 24 October 2021

| | Date of first case | Cases | | | | Deaths | | | | Recovered | | | | Active | | | | Test | |
|-----------------|--------------------|-------------|---------------------------|---------------------------|----------------------------------|--------------|----------------------------|----------------------------|----------------------------------|-----------------|-------------------------------|-------------------------------|----------------------------------|--------------|----------------------------|----------------------------|----------------------------------|---------------|--------------------------|
| | | Total cases | New cases for the week of | New cases for the week of | Weekly change from Previous week | Total deaths | New deaths for the week of | New deaths for the week of | Weekly change from Previous week | Total Recovered | New recovered for the week of | New recovered for the week of | Weekly change from Previous week | Active cases | New active for the week of | New active for the week of | Weekly change from Previous week | Total tests | Tests Per million People |
| | | | 24 Oct. | 17 Oct. | | | 24 Oct. | 17 Oct. | | | 24 Oct. | 17 Oct. | | | 24 Oct. | 17 Oct. | | | |
| | | | | | | | | | | | | | | | | | | | |
| World | 31-Dec-19 | 243,643,485 | 2,978,975 | 2,810,448 | 168,527 | 4,947,968 | 49,480 | 46,925 | 2,555 | 220,682,321 | 2,790,687 | 2,858,411 | -67,724 | 18,013,196 | 138,808 | -94,888 | 233,696 | 3,838,583,565 | 492,454 |
| Africa | 14-Feb-20 | 8,466,514 | 34,923 | 41,733 | -6,810 | 216,931 | 1,427 | 1,589 | -162 | 7,819,184 | 48,286 | 55,865 | -7,579 | 405,089 | -14,790 | -15,797 | 1,007 | 76,498,166 | 57,138 |
| Central Africa | 6-Mar-20 | 238,483 | 4,480 | 5,387 | -907 | 3,591 | 87 | 65 | 22 | 196,366 | 707 | 1,217 | -510 | 38,526 | 3,686 | 4,105 | -419 | 4,527,637 | 30,903 |
| East Africa | 13-Mar-20 | 1,006,355 | 5,858 | 8,461 | -2,603 | 21,801 | 263 | 402 | -139 | 824,898 | 8,316 | 8,016 | 300 | 134,346 | -2,721 | -33 | -2,688 | 13,343,788 | 35,537 |
| North Africa | 14-Feb-20 | 2,576,992 | 13,545 | 14,826 | -1,281 | 69,734 | 579 | 562 | 17 | 2,348,532 | 17,922 | 21,316 | -3,394 | 158,726 | -4,956 | -7,052 | 2,096 | 19,515,358 | 94,535 |
| Southern Africa | 5-Mar-20 | 3,984,840 | 8,707 | 9,102 | -395 | 112,181 | 414 | 421 | -7 | 3,812,746 | 14,030 | 19,446 | -5,416 | 59,913 | -5,737 | -10,765 | 5,028 | 28,666,990 | 134,471 |
| West Africa | 28-Feb-20 | 659,844 | 2,333 | 3,957 | -1,624 | 9,624 | 84 | 139 | -55 | 636,642 | 7,311 | 5,870 | 1,441 | 13,578 | -5,062 | -2,052 | -3,010 | 10,444,393 | 26,295 |



.....: 7-day moving average

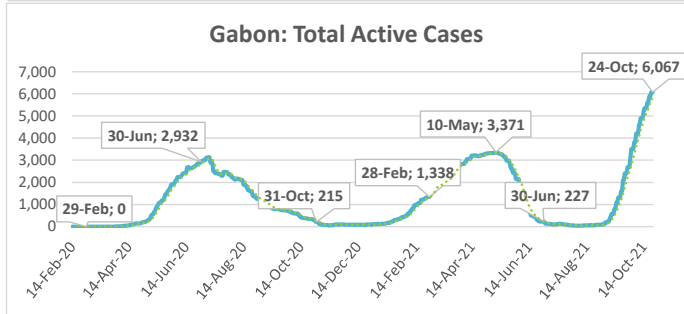
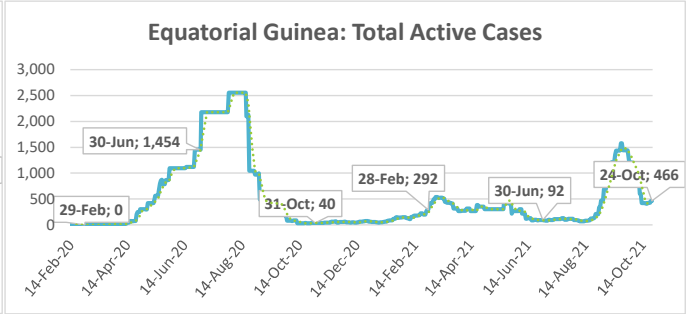
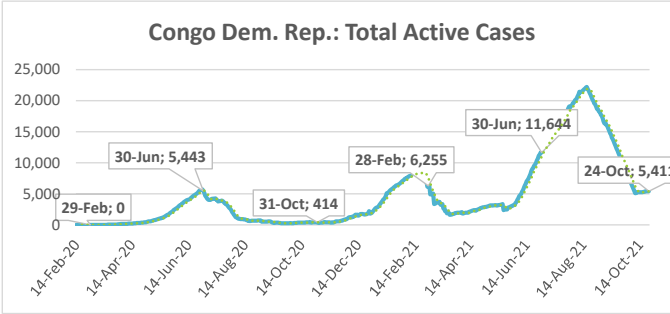
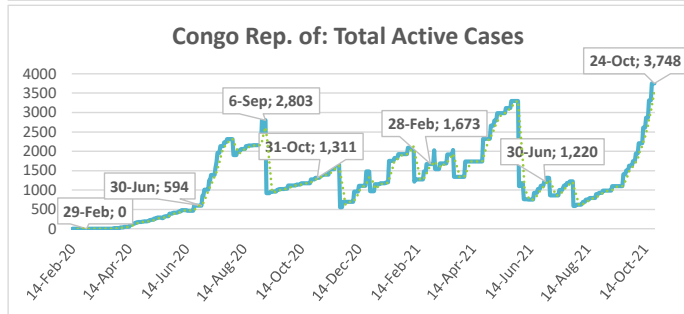
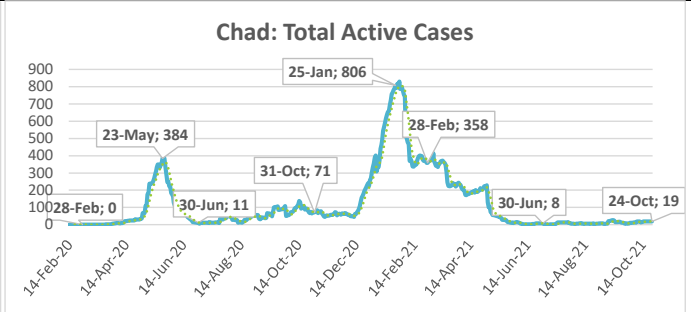
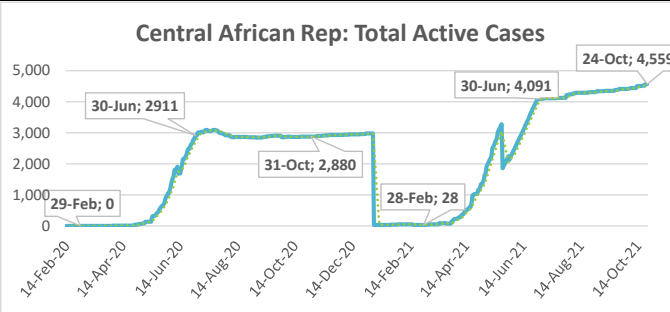
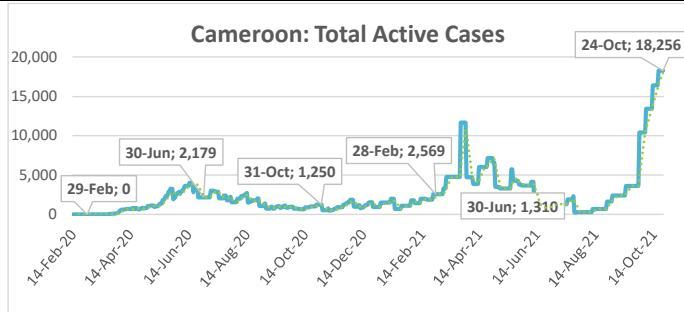
Central Africa

Highlights of the Covid-19 Situation in Central Africa for the Week Ending October 24, 2021

- **As of Sunday, October 24, 2021, the number of reported total cases in the Central Africa region reached 238,483.** The region reported 4,480 new cases during the week, which is a 16.8% decline compared to the preceding week. The total number of deaths reported since the start of the pandemic reached 3,591, of which 87 were new deaths during the week. The number of total recovered cases reached 196,366, of which 0.4% were newly recovered cases during the week. The total number of active cases stands at 38,526, indicating an increase of 3,686 cases during the week. About 50% of the weekly increase in the number of active cases in the region is attributed to Cameroon.
- **Cameroon accounted for 42.1% of the total cases reported in the region since the start of the pandemic and 42.1% of the new cases reported during the week.** Chad has recorded the lowest number of total cases in the Central region since the start of the pandemic at 5,069.
- **The average case fatality rate (CFR) for the region stands at 1.5%. The highest CFR in the region was reported in Chad at 3.4% and the lowest in Gabon at 0.6%.**

Summary of COVID-19 tracking in Central Africa: Situation for the week ending 24 October 2021

| | Date of first case | Cases | | | | Deaths | | | | Recovered | | | | Active | | | | Test | |
|----------------------|--------------------|-------------|---------------------------|---------------------------|---------------|--------------|----------------------------|----------------------------|----------------------------------|-----------------|-------------------------------|-------------------------------|----------------------------------|--------------|----------------------------|----------------------------|----------------------------------|-------------|--------------------------|
| | | Total cases | New cases for the week of | New cases for the week of | Weekly change | Total deaths | New deaths for the week of | New deaths for the week of | Weekly change from Previous week | Total Recovered | New recovered for the week of | New recovered for the week of | Weekly change from Previous week | Active cases | New active for the week of | New active for the week of | Weekly change from Previous week | Total tests | Tests Per million People |
| | | | 24 Oct. | 17 Oct. | | | 24 Oct. | 17 Oct. | | | 24 Oct. | 17 Oct. | | | 24 Oct. | 17 Oct. | | | |
| | | | | | | | | | | | | | | | | | | | |
| Central Africa | 6-Mar-20 | 238,483 | 4,480 | 5,387 | -907 | 3,591 | 87 | 65 | 22 | 196,366 | 707 | 1,217 | -510 | 38,526 | 3,686 | 4,105 | -419 | 4,527,637 | 30,903 |
| Cameroon | 6-Mar-20 | 100,289 | 1,887 | 3,003 | -1,116 | 1,600 | 50 | 33 | 17 | 80,433 | 0 | 0 | 0 | 18,256 | 1,837 | 2,970 | -1,133 | 2,116,378 | 79,725 |
| Central African Rep. | 15-Mar-20 | 11,518 | 49 | 68 | -19 | 100 | 0 | 0 | 0 | 6,859 | 0 | 0 | 0 | 4,559 | 49 | 68 | -19 | 67,759 | 14,029 |
| Chad | 19-Mar-20 | 5,069 | 2 | 8 | -6 | 174 | 0 | 0 | 0 | 4,876 | 2 | 9 | -7 | 19 | 0 | -1 | 1 | 162,947 | 9,920 |
| Congo Rep. of | 15-Mar-20 | 16,408 | 894 | 681 | 213 | 239 | 17 | 16 | 1 | 12,421 | 0 | 0 | 0 | 3,748 | 877 | 665 | 212 | 241,942 | 43,845 |
| Congo Dem. Rep. | 10-Mar-20 | 57,432 | 163 | 137 | 26 | 1,091 | 2 | 2 | 0 | 50,930 | 0 | 0 | 0 | 5,411 | 161 | 135 | 26 | 400,781 | 4,475 |
| Equatorial Guinea | 14-Mar-20 | 13,166 | 326 | 183 | 143 | 163 | 7 | 2 | 5 | 12,537 | 274 | 662 | -388 | 466 | 45 | -481 | 526 | 238,486 | 169,985 |
| Gabon | 12-Mar-20 | 34,601 | 1,159 | 1,307 | -148 | 224 | 11 | 12 | -1 | 28,310 | 431 | 546 | -115 | 6,067 | 717 | 749 | -32 | 1,299,344 | 583,782 |



.....: 7-day moving average

East Africa

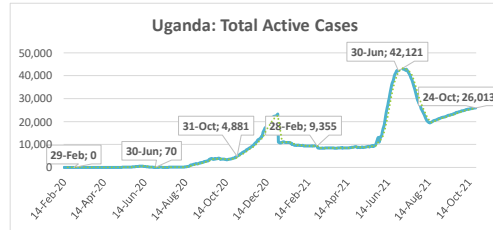
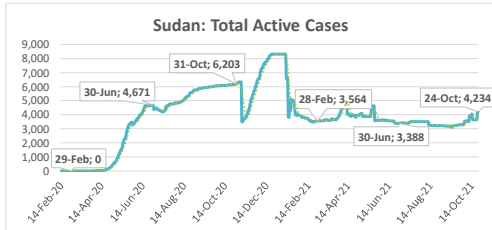
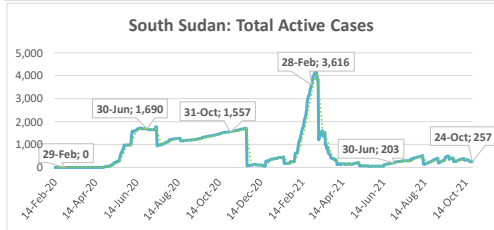
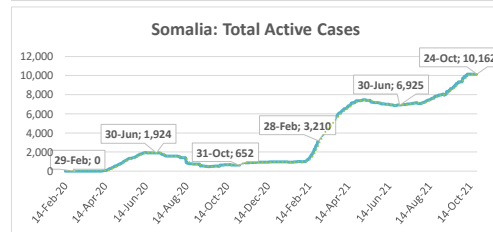
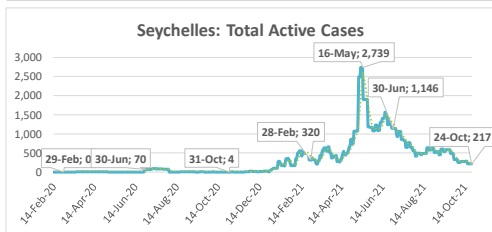
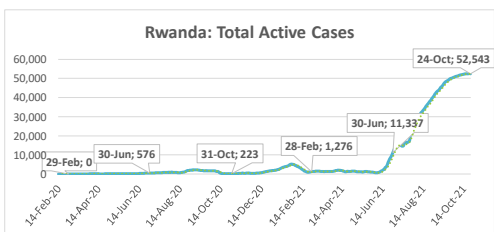
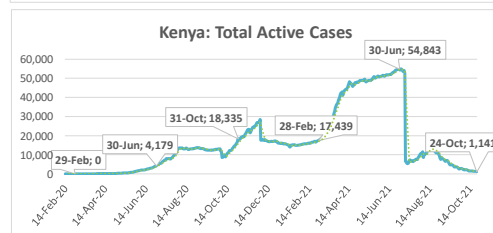
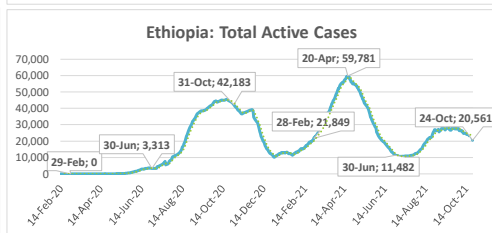
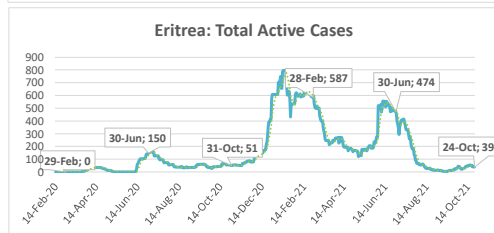
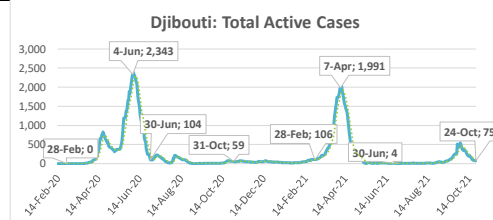
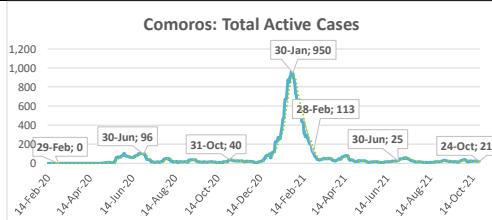
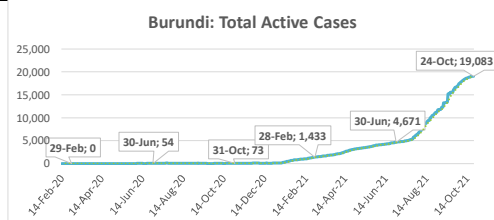
Highlights of the Covid-19 Situation in East Africa for the Week Ending October 24, 2021

- **As of Sunday, October 24, 2021, the number of total cases in the East Africa region reached 1,006,355.** The region reported 5,858 new cases in the week, which is a 30.8% decline compared to the preceding week. The total number of deaths reported reached 21,801, of which 263 were new deaths during the week. The number of total recovered cases reached 824,898¹, of which 1.0% were newly recovered cases during the week. The total number of active cases stands at 134,346, indicating a decline of 2,721 cases in the week. The weekly decline in the number of active cases in the region is mainly attributable to Ethiopia.
- **Ethiopia accounted for 36.0% of the total cases reported in the region since the start of the pandemic and 52.7% of the new cases reported in the region during the week.** Comoros has reported the lowest number of total cases in the region since the start of the pandemic at 4,205.
- **The average case fatality rate (CFR) for the region stands at 2.2%. The highest CFR in the region was reported in Sudan at 7.7% and the lowest in Seychelles at 0.5%.**

¹ Burundi has not been publishing new data on recovered cases and deaths since 6 January 21, hence is excluded from CFR comparison.

Summary of COVID-19 tracking in East Africa: Situation for the week ending 24 October 2021

| | Date of first case | Cases | | | | Deaths | | | | Recovered | | | | Active | | | | Test | |
|-------------|--------------------|-------------|---------------------------|---------------------------|---------------|--------------|----------------------------|----------------------------|----------------------------------|-----------------|-------------------------------|-------------------------------|----------------------------------|--------------|----------------------------|----------------------------|----------------------------------|-------------|--------------------------|
| | | Total cases | New cases for the week of | New cases for the week of | Weekly change | Total deaths | New deaths for the week of | New deaths for the week of | Weekly change from Previous week | Total Recovered | New recovered for the week of | New recovered for the week of | Weekly change from Previous week | Active cases | New active for the week of | New active for the week of | Weekly change from Previous week | Total tests | Tests Per million People |
| | | 24 Oct. | 17 Oct. | 10 Oct. | 3 Oct. | 24 Oct. | 17 Oct. | 10 Oct. | 3 Oct. | 24 Oct. | 17 Oct. | 10 Oct. | 3 Oct. | 24 Oct. | 17 Oct. | 10 Oct. | 3 Oct. | 24 Oct. | 17 Oct. |
| East Africa | 13-Mar-20 | 1,006,355 | 5,858 | 8,461 | -2,603 | 21,801 | 263 | 402 | -139 | 824,898 | 8,316 | 8,016 | 300 | 134,346 | -2,721 | -33 | -2,688 | 13,343,788 | 35,537 |
| Burundi | 31-Mar-20 | 19,894 | 234 | 500 | -266 | 38 | 0 | 0 | 0 | 773 | 0 | 0 | 0 | 19,083 | 234 | 500 | -266 | 821,961 | 69,126 |
| Comoros | 2-May-20 | 4,205 | 19 | 21 | -2 | 147 | 0 | 0 | 0 | 4,037 | 21 | 19 | 2 | 21 | -2 | -4 | -4 | 6,227 | 7,161 |
| Djibouti | 18-Mar-20 | 13,451 | 55 | 217 | -162 | 181 | 2 | 5 | -3 | 13,195 | 134 | 340 | -206 | 75 | -81 | -128 | -47 | 233,716 | 236,555 |
| Eritrea | 21-Mar-20 | 6,792 | 18 | 30 | -12 | 45 | 0 | 2 | -2 | 6,708 | 31 | 8 | 23 | 39 | -13 | 20 | -33 | 23,693 | 6,681 |
| Ethiopia | 13-Mar-20 | 362,335 | 3,088 | 4,771 | -1,683 | 6,358 | 141 | 227 | -86 | 335,416 | 6,454 | 5,457 | 997 | 20,561 | -3,507 | -913 | -2,594 | 3,650,175 | 31,751 |
| Kenya | 13-Mar-20 | 252,672 | 639 | 881 | -242 | 5,257 | 34 | 42 | -8 | 246,274 | 1,020 | 1,310 | -290 | 1,141 | -415 | -471 | -56 | 2,673,705 | 49,724 |
| Rwanda | 14-Mar-20 | 99,374 | 229 | 448 | -219 | 1,320 | 7 | 5 | -2 | 45,511 | 5 | 8 | -3 | 52,543 | 217 | 435 | -218 | 3,057,175 | 236,035 |
| Seychelles | 15-Mar-20 | 22,102 | 269 | 195 | -74 | 119 | 0 | 1 | -1 | 21,766 | 336 | 188 | 148 | 217 | -67 | -6 | -73 | 21,504 | 218,654 |
| Somalia | 16-Mar-20 | 21,269 | 0 | 0 | 0 | 1,180 | 0 | 0 | 0 | 9,927 | 0 | 0 | 0 | 10,162 | 0 | 0 | 0 | 241,124 | 15,171 |
| South Sudan | 5-Apr-20 | 12,279 | 95 | 55 | -40 | 133 | 3 | 0 | -3 | 11,889 | 163 | 109 | 54 | 257 | -71 | -54 | -17 | 245,170 | 21,902 |
| Sudan | 13-Mar-20 | 40,238 | 688 | 726 | -38 | 3,099 | 61 | 110 | -49 | 32,905 | 33 | 477 | -444 | 4,234 | 594 | 139 | -455 | 294,629 | 6,719 |
| Tanzania | 16-Mar-20 | 26,034 | 0 | 77 | -77 | 724 | 0 | 1 | -1 | ... | ... | ... | ... | ... | ... | ... | ... | 297,169 | 4,975 |
| Uganda | 21-Mar-20 | 125,710 | 524 | 540 | -16 | 3,200 | 15 | 9 | 6 | 96,497 | 119 | 100 | 19 | 26,013 | 390 | 431 | -41 | 1,777,540 | 38,861 |



.....: 7-day moving average

North Africa

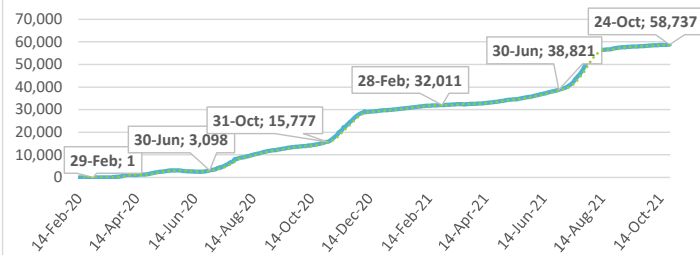
Highlights of the Covid-19 Situation in North Africa for the Week Ending October 24, 2021

- **As of Sunday, October 24, 2021, the number of total cases in the North Africa region reached 2,576,992.** The region reported 13,545 new cases in the week, which is an 8.6% decline compared to the preceding week. The total number of deaths reported reached 69,734, of which 579 were new deaths during the week. The number of total recovered cases reached 2,348,532, of which 0.8% were newly recovered cases during the week. The total number of active cases stands at 158,726, indicating a decline of 4,956 cases during the week. The weekly decline in the number of active cases in the region is mainly attributable to Libya.
- **Morocco accounted for 36.6% of the total cases reported in the region since the start of the pandemic, while Egypt accounted for 45.5% of the new cases in the region during the week.** Mauritania has reported the lowest number of total cases in the region since the start of the pandemic which have accumulated to a total of 36,955.
- **The average case fatality rate (CFR) for the region currently stands at 2.7%. The highest CFR in the region was recorded in Egypt at 5.6% and the lowest in Libya at 1.4%.**

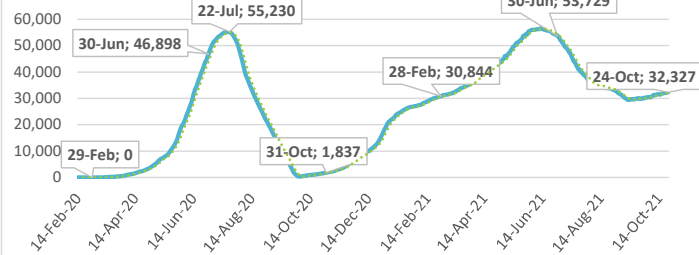
Summary of COVID-19 tracking in North Africa: Situation for the week ending 24 October 2021

| | Date of first case | Cases | | | | Deaths | | | | Recovered | | | | Active | | | | Test | |
|--------------|--------------------|-------------|---------------------------|---------------------------|---------------|--------------|----------------------------|----------------------------|----------------------------------|-----------------|-------------------------------|-------------------------------|----------------------------------|--------------|----------------------------|----------------------------|----------------------------------|-------------|--------------------------|
| | | Total cases | New cases for the week of | New cases for the week of | Weekly change | Total deaths | New deaths for the week of | New deaths for the week of | Weekly change from Previous week | Total Recovered | New recovered for the week of | New recovered for the week of | Weekly change from Previous week | Active cases | New active for the week of | New active for the week of | Weekly change from Previous week | Total tests | Tests Per million People |
| | | | 24 Oct. | 17 Oct. | | | 24 Oct. | 17 Oct. | | | 24 Oct. | 17 Oct. | | | 24 Oct. | 17 Oct. | | | |
| North Africa | 14-Feb-20 | 2,576,992 | 13,545 | 14,826 | -1,281 | 69,734 | 579 | 562 | 17 | 2,348,532 | 17,922 | 21,316 | -3,394 | 158,726 | -4,956 | -7,052 | 2,096 | 19,515,358 | 94,535 |
| Algeria | 26-Feb-20 | 205,822 | 536 | 689 | -153 | 5,890 | 18 | 19 | -1 | 141,195 | 437 | 520 | -83 | 58,737 | 81 | 150 | -69 | 230,861 | 5,265 |
| Egypt | 14-Feb-20 | 324,619 | 6,163 | 6,043 | 120 | 18,285 | 315 | 275 | 40 | 274,007 | 5,164 | 5,286 | -122 | 32,327 | 684 | 482 | 202 | 3,983,382 | 38,925 |
| Libya | 25-Mar-20 | 353,626 | 3,636 | 3,814 | -178 | 5,006 | 123 | 108 | 15 | 288,170 | 8,638 | 9,392 | -754 | 60,450 | -5,125 | -5,686 | 561 | 1,762,521 | 256,505 |
| Mauritania | 14-Mar-20 | 36,955 | 278 | 263 | 15 | 792 | 4 | 3 | 1 | 35,670 | 224 | 272 | -48 | 493 | 50 | -12 | 62 | 484,600 | 104,223 |
| Morocco | 5-Mar-20 | 944,277 | 2,145 | 2,945 | -800 | 14,612 | 68 | 87 | -19 | 924,227 | 2,599 | 3,821 | -1,222 | 5,438 | -522 | -963 | 441 | 10,010,695 | 271,215 |
| Tunisia | 5-Mar-20 | 711,693 | 787 | 1,072 | -285 | 25,149 | 51 | 70 | -19 | 685,263 | 860 | 2,025 | -1,165 | 1,281 | -124 | -1,023 | 899 | 3,043,299 | 257,500 |

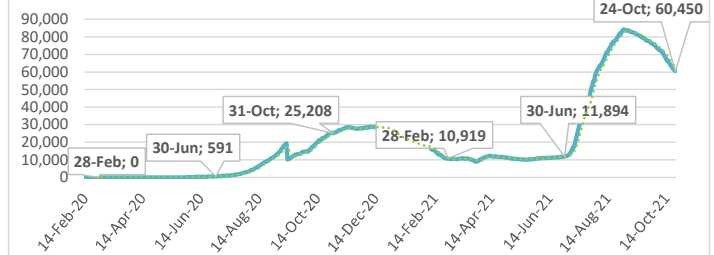
Algeria: Total Active Cases



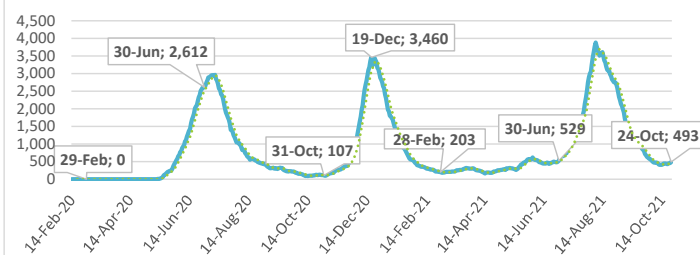
Egypt: Total Active Cases



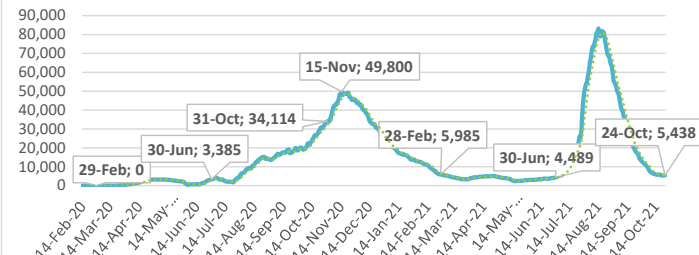
Libya: Total Active Cases



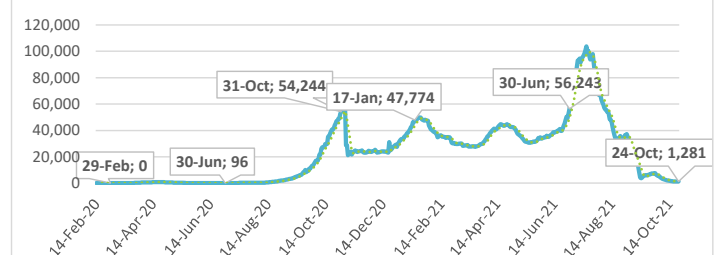
Mauritania: Total Active Cases



Morocco: Total Active Cases



Tunisia: Total Active Cases



.....: 7-day moving average

Southern Africa

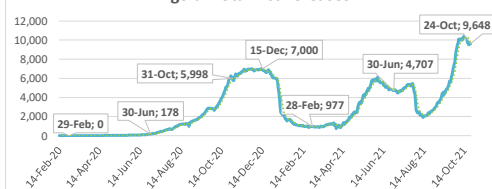
Highlights of the Covid-19 Situation in Southern Africa for the Week Ending October 24, 2021

- **As of Sunday, October 24, 2021, the number of total cases in the Southern Africa region reached 3,984,840.** The region reported 8,707 new cases in the week, which is a 4.3% decline compared to the preceding week. The total number of deaths reported reached 112,181, of which 414 were new deaths during the week. The total number of recovered cases reached 3,812,746, of which 0.4% were newly recovered cases during the week. The total number of active cases stands at 59,913, indicating a decline of 5,737 cases in the week. The weekly decline in the number of active cases in the region is mainly attributable to South Africa.
- **South Africa accounted for 73.3% of the total cases reported in the region since the start of the pandemic and 34.9% of the new cases in the region during the week.** São Tomé & Príncipe has the lowest number of total cases reported in the region at 3,697.
- **The average case fatality rate (CFR) for the region stands at 2.8%. The highest CFR in the region was reported in Malawi at 3.7% and the lowest in Mauritius at 0.9%.**

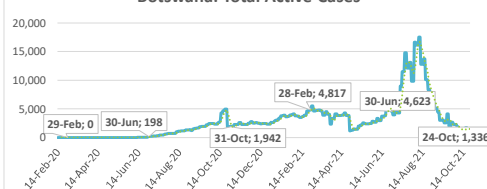
Summary of COVID-19 tracking in Southern Africa: Situation for the week ending 24 October 2021

| | Date of first case | Cases | | | | Deaths | | | | Recovered | | | | Active | | | | Test | |
|---------------------|--------------------|-------------|---------------------------|---------------------------|---------------|--------------|----------------------------|----------------------------|----------------------------------|-----------------|-------------------------------|-------------------------------|----------------------------------|--------------|----------------------------|----------------------------|----------------------------------|-------------|--------------------------|
| | | Total cases | New cases for the week of | New cases for the week of | Weekly change | Total deaths | New deaths for the week of | New deaths for the week of | Weekly change from Previous week | Total Recovered | New recovered for the week of | New recovered for the week of | Weekly change from Previous week | Active cases | New active for the week of | New active for the week of | Weekly change from Previous week | Total tests | Tests Per million People |
| | | 24 Oct. | 17 Oct. | 10 Oct. | 3 Oct. | 24 Oct. | 17 Oct. | 10 Oct. | 3 Oct. | 24 Oct. | 17 Oct. | 10 Oct. | 3 Oct. | 24 Oct. | 17 Oct. | 10 Oct. | 3 Oct. | 24 Oct. | 17 Oct. |
| Southern Africa | 5-Mar-20 | 3,984,840 | 8,707 | 9,102 | -395 | 112,181 | 414 | 421 | -7 | 3,812,746 | 14,030 | 19,446 | -5,416 | 59,913 | -5,737 | -10,765 | 5,028 | 28,666,990 | 134,471 |
| Angola | 27-Mar-20 | 63,861 | 1,019 | 1,464 | -445 | 1,697 | 33 | 42 | -9 | 52,516 | 1,890 | 1,025 | 865 | 9,648 | -904 | 397 | -1,301 | 1,092,363 | 33,237 |
| Botswana | 16-Mar-20 | 184,919 | 3,063 | 1,418 | 1,645 | 2,396 | 10 | 10 | 0 | 181,187 | 3,063 | 1,529 | 1,534 | 1,336 | -10 | -121 | 111 | 1,804,128 | 767,183 |
| Eswatini | 14-Mar-20 | 46,384 | 21 | 87 | -66 | 1,241 | 8 | 6 | -2 | 45,027 | 115 | 301 | -186 | 116 | -102 | -220 | 118 | 381,347 | 328,701 |
| Lesotho | 13-May-20 | 21,587 | 57 | 73 | -16 | 656 | 1 | 3 | -2 | 12,189 | 192 | 204 | -12 | 8,742 | -136 | -134 | -2 | 233,402 | 108,952 |
| Madagascar | 20-Mar-20 | 43,622 | 6 | 6 | 0 | 960 | 0 | 0 | 0 | 42,044 | 6 | 6 | 0 | 618 | 0 | 0 | 0 | 249,510 | 9,011 |
| Malawi | 2-Apr-20 | 61,757 | 41 | 40 | 1 | 2,296 | 4 | 2 | -2 | 57,131 | 306 | 395 | -89 | 2,330 | -269 | -357 | 88 | 422,007 | 22,060 |
| Mauritius | 18-Mar-20 | 17,047 | 426 | 432 | -6 | 148 | 19 | 23 | -4 | 1,954 | 0 | 0 | 0 | 15,045 | 407 | 409 | -2 | 359,627 | 282,777 |
| Mozambique | 27-Mar-20 | 151,225 | 123 | 117 | 6 | 1,928 | 2 | 4 | -2 | 148,660 | 473 | 311 | 162 | 637 | -352 | -198 | -154 | 934,702 | 29,905 |
| Namibia | 14-Mar-20 | 128,824 | 496 | 222 | 274 | 3,550 | 12 | 11 | 1 | 124,382 | 502 | 338 | 164 | 892 | -18 | -127 | 109 | 741,091 | 291,664 |
| São Tomé & Príncipe | 6-Apr-20 | 3,697 | 20 | 49 | -29 | 56 | 0 | 0 | 0 | 3,190 | 78 | 138 | -60 | 451 | -58 | -89 | 31 | 27,183 | 124,033 |
| South Africa | 5-Mar-20 | 2,919,632 | 3,039 | 4,448 | -1,409 | 88,925 | 313 | 295 | 18 | 2,811,439 | 6,253 | 13,930 | -7,677 | 19,268 | -3,527 | -9,777 | 6,250 | 18,364,359 | 309,640 |
| Zambia | 18-Mar-20 | 209,634 | 113 | 174 | -61 | 3,659 | 1 | 4 | -3 | 205,825 | 162 | 189 | -27 | 146 | -50 | -19 | -31 | 2,572,596 | 139,937 |
| Zimbabwe | 25-Mar-20 | 132,651 | 283 | 572 | -289 | 4,669 | 11 | 21 | -10 | 127,298 | 990 | 1,080 | -90 | 684 | -718 | -529 | -189 | 1,484,675 | 99,891 |

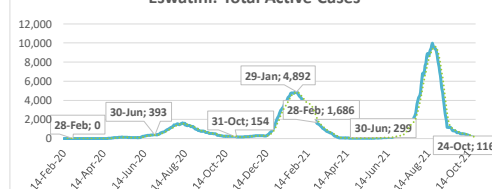
Angola: Total Active Cases



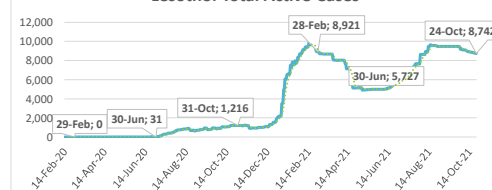
Botswana: Total Active Cases



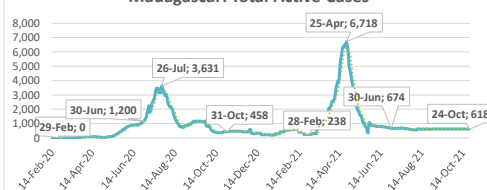
Eswatini: Total Active Cases



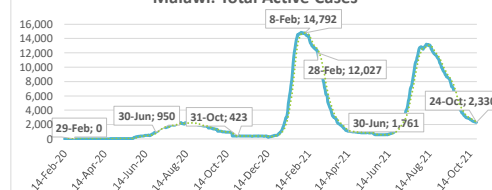
Lesotho: Total Active Cases



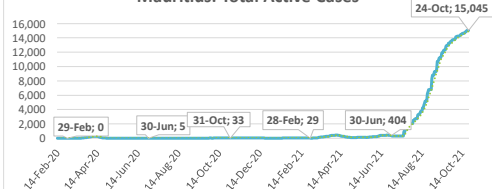
Madagascar: Total Active Cases



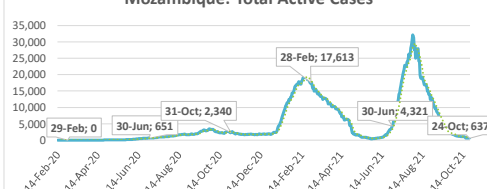
Malawi: Total Active Cases



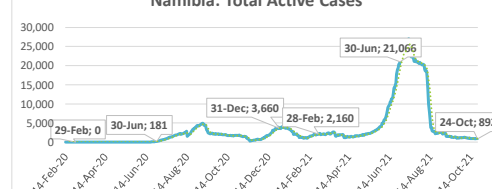
Mauritius: Total Active Cases



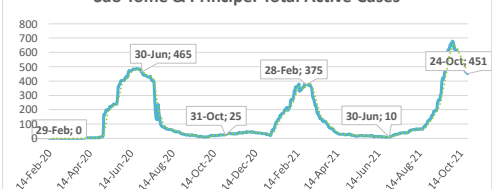
Mozambique: Total Active Cases



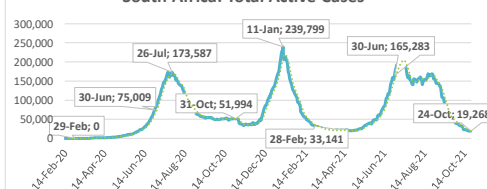
Namibia: Total Active Cases



São Tomé & Príncipe: Total Active Cases



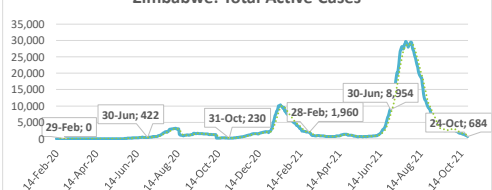
South Africa: Total Active Cases



Zambia: Total Active Cases



Zimbabwe: Total Active Cases



..... 7-day moving average

West Africa

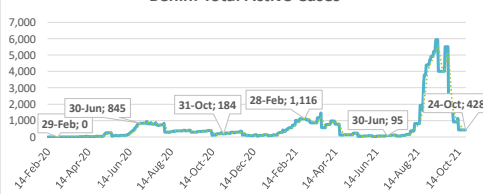
Highlights of the Covid-19 Situation in West Africa for the Week Ending October 24, 2021

- **As of Sunday, October 24, 2021, the number of total cases in the West Africa region reached 659,844.** The region reported 2,333 new cases during the week, which is a 41.0% decline compared to the new cases reported in the preceding week. The total number of deaths reported reached 9,624, of which 84 were new deaths during the week. The number of total recovered cases reached 636,642, of which 1.1% were newly recovered cases during the week. The total number of active cases stands at 13,578, indicating a decline of 5,062 cases in the week. The weekly decline in the number of active cases in the region is mainly attributable to Nigeria.
- **Nigeria accounted for 31.9% of the total cases reported in the West region since the start of the pandemic and 49.8% of the new cases in the region during the week.** Liberia has the lowest number of total cases in the region since the start of the pandemic with a total of 5,811.
- **The average case fatality rate (CFR) for the region stands at 1.5%. The highest CFR in the region was reported in Liberia at 4.9% and the lowest in Benin at 0.7%.**

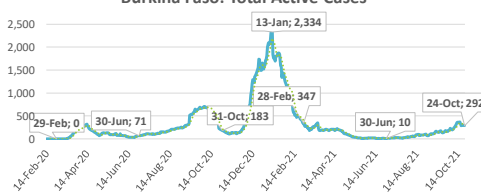
Summary of COVID-19 tracking in West Africa: Situation for the week ending 24 October 2021

| | Date of first case | Cases | | | | Deaths | | | | Recovered | | | | Active | | | | Test | |
|---------------|--------------------|-------------|---------------------------|---------------------------|---------------|--------------|----------------------------|----------------------------|----------------------------------|-----------------|-------------------------------|-------------------------------|----------------------------------|--------------|----------------------------|----------------------------|----------------------------------|-------------|--------------------------|
| | | Total cases | New cases for the week of | New cases for the week of | Weekly change | Total deaths | New deaths for the week of | New deaths for the week of | Weekly change from Previous week | Total Recovered | New recovered for the week of | New recovered for the week of | Weekly change from Previous week | Active cases | New active for the week of | New active for the week of | Weekly change from Previous week | Total tests | Tests Per million People |
| | | 24 Oct. | 17 Oct. | 10 Oct. | 3 Oct. | 24 Oct. | 17 Oct. | 10 Oct. | 3 Oct. | 24 Oct. | 17 Oct. | 10 Oct. | 3 Oct. | 24 Oct. | 17 Oct. | 10 Oct. | 3 Oct. | 24 Oct. | 17 Oct. |
| West Africa | 28-Feb-20 | 659,844 | 2,333 | 3,957 | -1,624 | 9,624 | 84 | 139 | -55 | 636,642 | 7,311 | 5,870 | 1,441 | 13,578 | -5,062 | -2,052 | -3,010 | 10,444,393 | 26,295 |
| Benin | 16-Mar-20 | 24,560 | 0 | 225 | -225 | 161 | 0 | 2 | -2 | 23,971 | 0 | 714 | -714 | 428 | 0 | -491 | -491 | 604,310 | 49,847 |
| Burkina Faso | 9-Mar-20 | 14,793 | 59 | 239 | -180 | 214 | 11 | 8 | -3 | 14,287 | 123 | 136 | -13 | 292 | -75 | 95 | -170 | 222,837 | 10,660 |
| Cabo Verde | 20-Mar-20 | 38,140 | 100 | 152 | -52 | 349 | 2 | 1 | -1 | 37,452 | 171 | 211 | -40 | 339 | -73 | -60 | -13 | 360,394 | 648,206 |
| Côte d'Ivoire | 11-Mar-20 | 61,178 | 140 | 219 | -79 | 690 | 8 | 16 | -8 | 59,745 | 298 | 554 | -256 | 743 | -166 | -351 | -185 | 1,066,678 | 40,438 |
| Gambia, The | 18-Mar-20 | 9,956 | 10 | 5 | -5 | 339 | 0 | 0 | 0 | 9,603 | 3 | 6 | -3 | 14 | 7 | -1 | -8 | 116,127 | 48,053 |
| Ghana | 12-Mar-20 | 129,805 | 365 | 1,072 | -707 | 1,170 | 3 | 9 | -6 | 126,539 | 794 | 1,231 | -437 | 2,096 | -432 | -168 | -264 | 1,842,458 | 59,295 |
| Guinea | 13-Mar-20 | 30,626 | 54 | 71 | -17 | 385 | 0 | 2 | -2 | 29,407 | 174 | 164 | 10 | 834 | -120 | -95 | -25 | 564,887 | 43,013 |
| Guinea-Bissau | 27-Mar-20 | 6,131 | 1 | 13 | -12 | 141 | 0 | 1 | -1 | 5,460 | 64 | 47 | 17 | 530 | -63 | -35 | -28 | 101,794 | 51,725 |
| Liberia | 16-Mar-20 | 5,811 | 8 | 4 | -4 | 287 | 1 | 0 | -1 | 5,458 | 0 | 0 | 0 | 66 | 7 | 4 | 3 | 139,824 | 27,646 |
| Mali | 25-Mar-20 | 15,848 | 229 | 148 | -81 | 558 | 1 | 4 | -3 | 14,576 | 98 | 100 | -2 | 714 | 130 | 44 | 86 | 447,171 | 22,082 |
| Niger | 20-Mar-20 | 6,254 | 84 | 55 | -29 | 207 | 3 | 0 | -3 | 5,919 | 61 | 59 | 2 | 128 | 20 | -4 | -24 | 168,797 | 6,973 |
| Nigeria | 28-Feb-20 | 210,460 | 1,162 | 1,604 | -442 | 2,882 | 45 | 90 | -45 | 202,379 | 5,236 | 1,869 | 3,367 | 5,199 | -4,119 | -355 | -3,764 | 3,207,523 | 15,560 |
| Senegal | 2-Mar-20 | 73,893 | 27 | 29 | -2 | 1,878 | 7 | 3 | -4 | 71,993 | 23 | 49 | -26 | 22 | -3 | -23 | -20 | 831,320 | 49,649 |
| Sierra Leone | 31-Mar-20 | 6,397 | 1 | 0 | -1 | 121 | 0 | 0 | 0 | 4,394 | 1 | 0 | 1 | 1,882 | 0 | 0 | 0 | 228,496 | 28,644 |
| Togo | 6-Mar-20 | 25,992 | 93 | 121 | -28 | 242 | 3 | 3 | 0 | 25,459 | 265 | 730 | -465 | 291 | -175 | -612 | -437 | 541,777 | 65,442 |

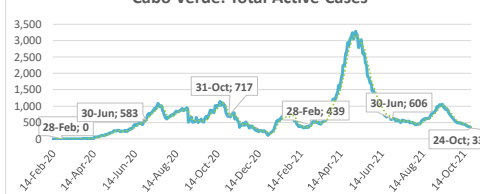
Benin: Total Active Cases



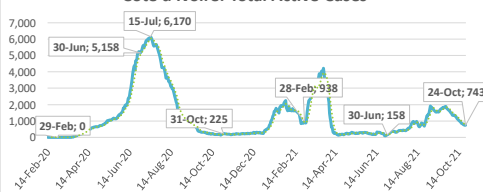
Burkina Faso: Total Active Cases



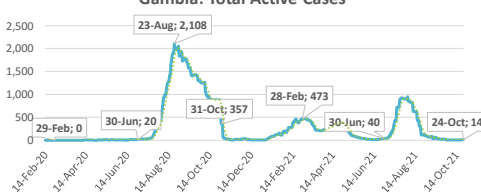
Cabo Verde: Total Active Cases



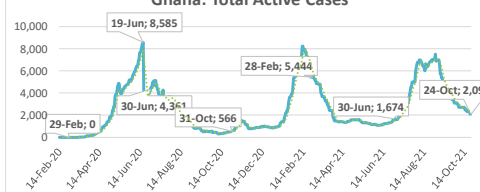
Côte d'Ivoire: Total Active Cases



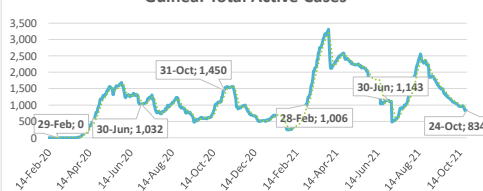
Gambia: Total Active Cases



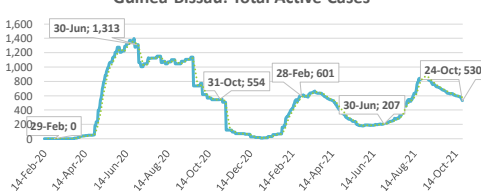
Ghana: Total Active Cases



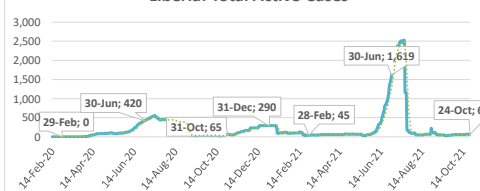
Guinea: Total Active Cases



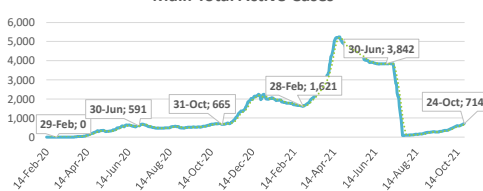
Guinea-Bissau: Total Active Cases



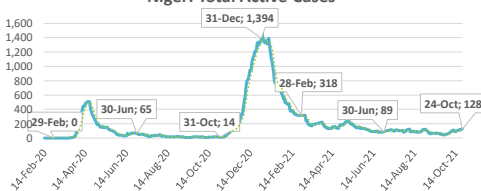
Liberia: Total Active Cases



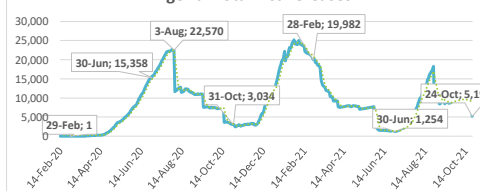
Mali: Total Active Cases



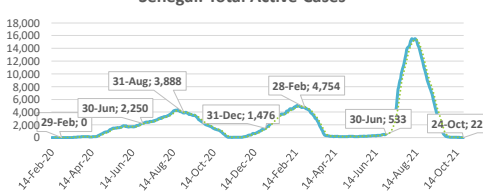
Niger: Total Active Cases



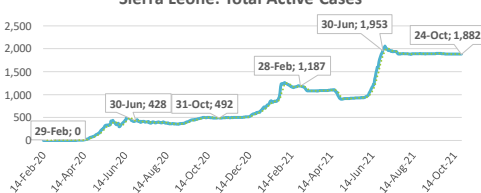
Nigeria: Total Active Cases



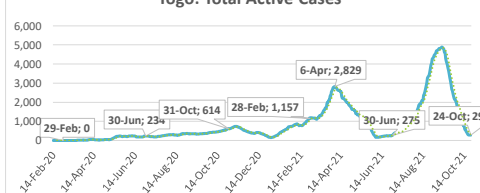
Senegal: Total Active Cases



Sierra Leone: Total Active Cases



Togo: Total Active Cases



.....: 7-day moving average