



AFRICAN DEVELOPMENT BANK GROUP

Weekly Data Flash on Covid-19 in Africa¹:

The situation as of Sunday, October 31, 2021

Statistics Department (ECST)

¹ This briefing note has been prepared by Roza Mamuye Bora, Senior Statistician; Anouar Chaouch, Statistician; Soumaila Karambiri, Statistical Assistant; Regis Hauhouot Stephane, Statistical Assistant and Desire Lakpa Guy, Statistical Assistant; and Robert Maate, Chief Statistician under the supervision of Louis Kouakou, Division Manager ECST.1

Contents

	Page
Highlights of the Covid-19 Situation in Africa as of October 31, 2021	1
Data Annexes: Africa	4
Highlights of the Covid-19 Situation in Central Africa as of October 31, 2021	6
Data Annexes: Central Africa	8
Highlights of the Covid-19 Situation in East Africa as of October 31, 2021	9
Data Annexes: East Africa	11
Highlights of the Covid-19 Situation in North Africa as of October 31, 2021	12
Data Annexes: North Africa	14
Highlights of the Covid-19 Situation in Southern Africa as of October 31, 2021	15
Data Annexes: Southern Africa	17
Highlights of the Covid-19 Situation in West Africa as of October 31, 2021	18
Data Annexes: West Africa	20

Highlights of the Covid-19 Situation in Africa for the Week Ending October 31, 2021 ²

Vaccinations: Status Update

- **In the week ending October 31, 2021, over 178.4 million new Covid-19 vaccinations were administered globally, leading to an accumulated total of over 7.0 billion since the start of the program.** In terms of the geographical distribution, China accounts for 32.2% of the total number of Covid-19 vaccinations administered to date, followed by India at 15.0% and the USA at 6.0%.
- **The number of African countries with data on Covid-19 vaccinations stands at 51.** As of October 31, 2021, a total of 189,362,367² vaccinations had been administered in Africa, which represents 2.7% of total global vaccinations. Morocco accounts for 24.9% of the vaccinations carried out in Africa to date, followed by Egypt (13.2%) and South Africa (11.3%).

Covid-19 Testing in Africa

- **As of Sunday, October 31, 2021, over 79.1 million tests for Covid-19 had been administered in Africa, of which around 2.6 million were reported this week.** Nine countries collectively account for 66.5% of the tests conducted in Africa as of October 31, 2021 namely, South Africa (23.4.0%), Morocco (12.8%), Egypt (6.8%), Ethiopia (4.7%), Nigeria (4.2%), Rwanda (4.0%), Tunisia (3.9%), Kenya (3.4%) and Zambia (3.3%).
- **The average number of tests per 1 million people in Africa as of October 31, 2021 stands at 59,099, which is an increase of 3.4% compared to last week.** Botswana continues to lead on this indicator with 772,717 tests per 1 million people, followed by Cabo Verde (648,206), Gabon (593,851), Eswatini (332,219), South Africa (312,684), Namibia (295,473) and Mauritius (282,777).

Confirmed, New and Active Global Covid-19 Cases

- **Globally, the total number of confirmed Covid-19 cases since the start of the pandemic reached 246,698,927, of which 90.5% have recovered.** The majority of cases (32.1%) occurred in Asia, followed by Europe (26.1%), North America (22.7%), South America (15.5%) and Africa (3.4%).
- **The number of new cases reported globally in the review week amounted to 3,055,442, indicating a 2.6% increase compared to the new cases recorded in the preceding week.**
- **The number of global deaths due to Covid-19 reached 4,999,610, of which 51,642 were recorded in the week ending October 31, 2021; this was 4.4% higher than the number of deaths**

² The vaccination figures indicate the total number of vaccines administered regardless of how many doses one received.

recorded in the previous week. The number of global active cases increased by 302,618 cases in the week under review making a total of 18,320,457 as of October 31, 2021.

- **Africa makes 3.4% of the total global cases, 4.4% of deaths, 3.5% of recovered cases and 2.2% of active cases as of October 31, 2021, as detailed below.**

Confirmed, New and Active Covid-19 Cases in Africa

- **As of October 31, 2021, the total number of confirmed cases in Africa reached 8,499,190³**, 69.3% of which were in seven countries, namely South Africa (34.4%), Morocco (11.1%), Tunisia (8.4%), Ethiopia (4.3%), Libya (4.2%), Egypt (3.9%) and Kenya (3.0%). The five countries with the lowest total number of reported cases were São Tomé & Príncipe, Comoros, Chad, Liberia, and Guinea-Bissau, with cases ranging between 3,714 in São Tomé & Príncipe and 6,134 in Guinea-Bissau, collectively accounting for 0.3% of the confirmed cases in Africa. Considering population size, Seychelles, Botswana, Cabo Verde, Tunisia and Libya are the five countries with the highest number of confirmed cases per million people with rates ranging from 223,655 in Seychelles to 51,171 in Libya.
- **In the week under review, a total of 32,663 new cases were reported in Africa**, which is a 6.5% decline compared to the previous week. These new cases in Africa account for 1.1% of the weekly new cases recorded globally. The North Africa region accounted for 42.9% of the weekly new cases in Africa, followed by Southern Africa (18.7%), East Africa (17.1%), Central Africa (13.1%) and West Africa (8.1%).
- **The total number of active cases in Africa declined by 2,437 cases to 402,580 in the week under review.** Currently, nine countries collectively account for 75.6% of the active cases in Africa, namely Algeria (14.6%), Libya (13.7%), Rwanda (13.1%), Egypt (8.5%), Uganda (6.5%), Cameroon (5.1%), Burundi (4.8%), Ethiopia (4.7%) and South Africa (4.6%).
- **From a regional perspective, Southern Africa, North Africa and West Africa recorded consecutive declines in active cases in the last ten weeks. East Africa also recorded a decline in active cases in the four three weeks.**

Deaths and the Case Fatality Rates in Africa

- **As of October 31, 2021, a total of 218,234 deaths had been reported in Africa since the start of the pandemic**, of which 51.6% were in Southern Africa, 32.2% in North Africa, 10.1% in East Africa, 4.4% in West Africa and 1.7% in Central Africa. The five countries with the highest number of reported deaths due to Covid-19 since the start of the pandemic are South Africa, Tunisia, Egypt, Morocco and Ethiopia, ranging between 89,177 in South Africa and 6,459 in Ethiopia. A total of 1,303 new deaths were reported in Africa in the week under review, which is a decline of 8.7% compared to the preceding week.

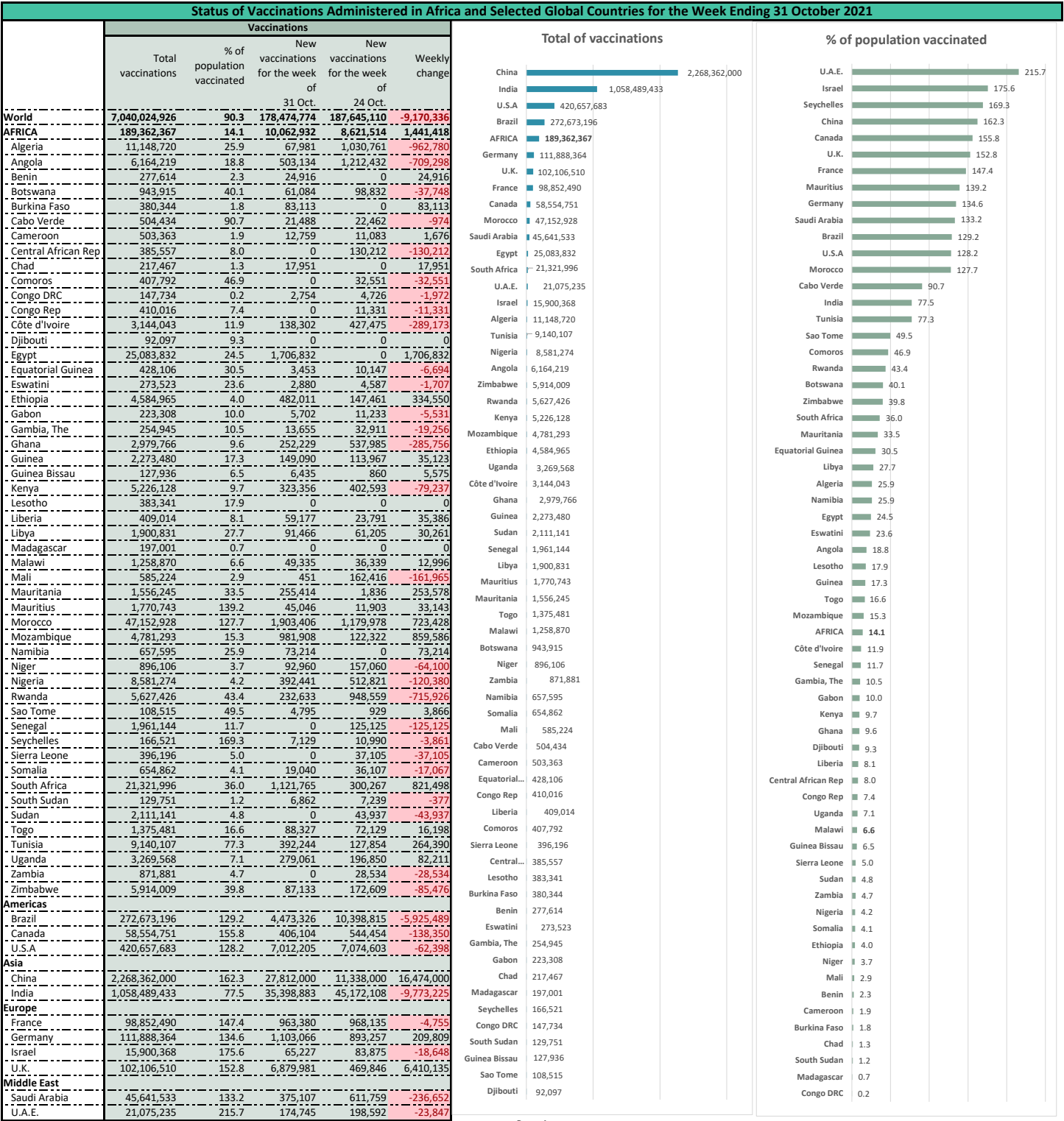
³ Central African Republic, Chad, Sudan, Burkina Faso and Sierra Leone have not released new data for this week.

- **The case fatality rate (CFR), i.e. deaths per confirmed cases for Africa, stands at 2.6%, which is higher than the global CFR rate of 2.0%.** Regionally, West Africa and Central Africa have the lowest CFR at 1.5%, followed by East Africa at 2.2%, North Africa at 2.7% and Southern Africa at 2.8%. As of October 31, 2021, nineteen African countries recorded CFRs higher than the African average with the highest in Sudan at 7.7%, followed by Egypt (5.6%), Somalia (5.5%), Liberia (4.9%), Malawi (3.7%), Mali (3.5%), Comoros (3.5%), Zimbabwe (3.5%), Tunisia (3.5%), Chad (3.4%), The Gambia (3.4%), Niger (3.3%), South Africa (3.1%), Lesotho (3.0%), Algeria (2.9%), Namibia (2.8%), Tanzania (2.8%), Eswatini (2.7%) and Angola (2.7%).

Recovery Rates in Africa

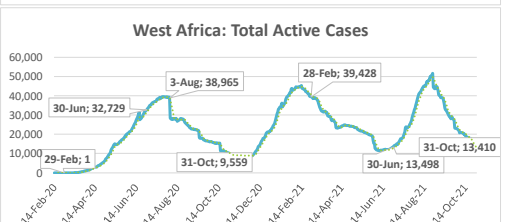
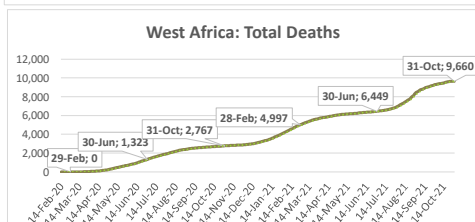
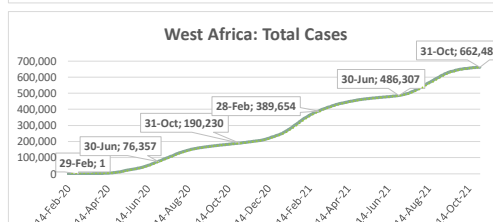
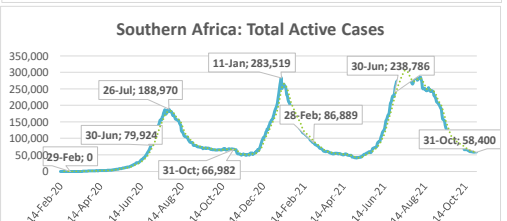
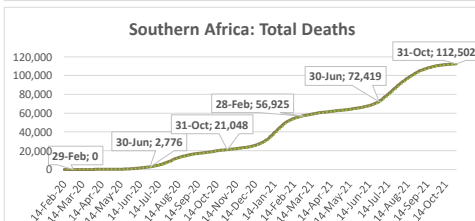
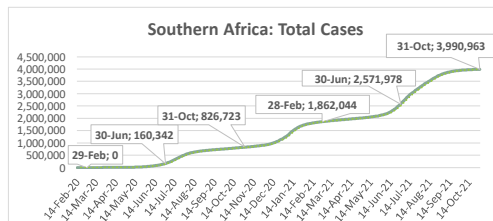
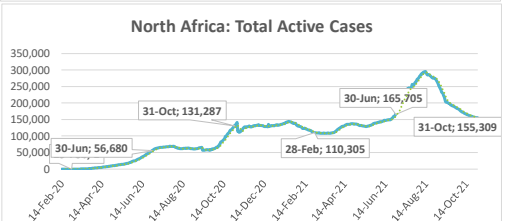
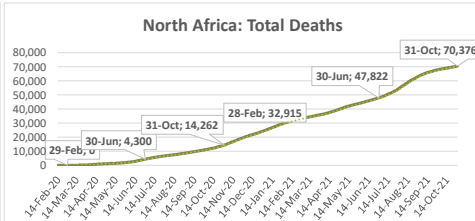
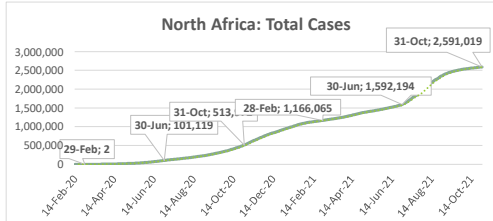
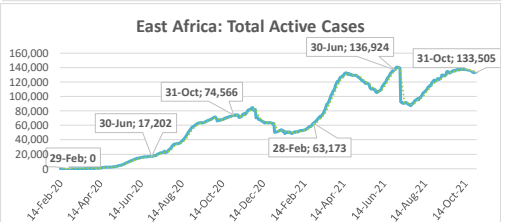
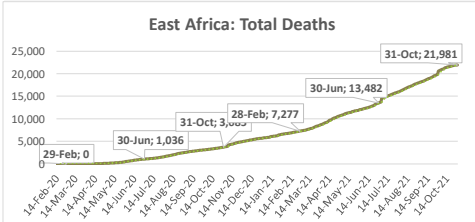
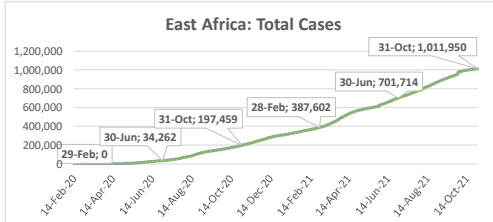
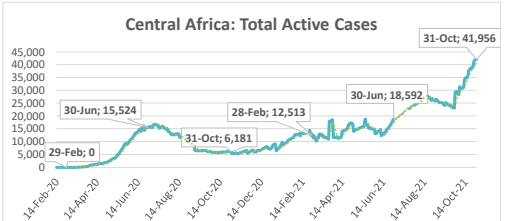
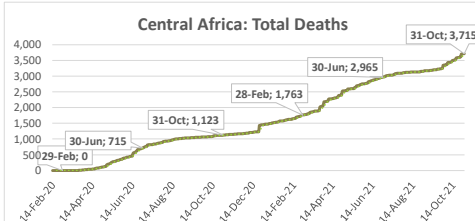
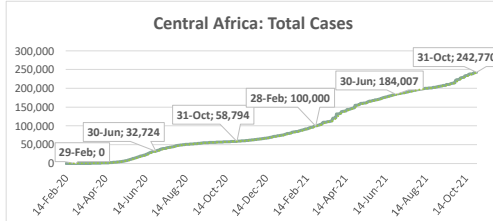
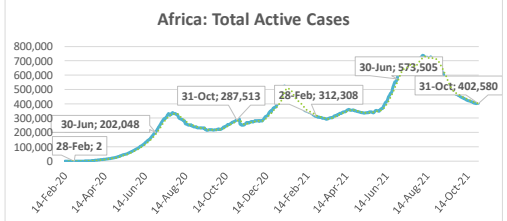
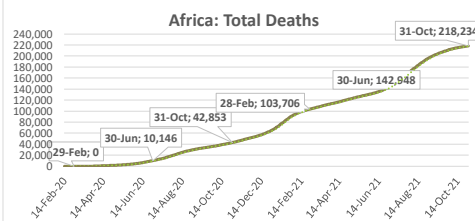
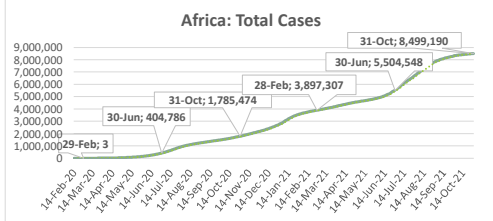
- **As of October 31, 2021, the number of recovered cases in Africa reached 7,852,947, representing 92.4% of its total confirmed cases⁴.** Regionally, the recovery rates stand at 96.5% for West Africa, 95.7% for Southern Africa, 91.3% for North Africa, 82.1% for East Africa and 81.2% for Central Africa. In the week under review, 33,678 newly recovered cases were reported.

⁴ Burundi has not been publishing new data on recovered cases and deaths since 6 January 21.



Summary of COVID-19 tracking in Africa: Situation for the week ending 31 October 2021

	Date of first case	Cases				Deaths				Recovered				Active				Test	
		Total cases	New cases for the week of	New cases for the week of	Weekly change from Previous week	Total deaths	New deaths for the week of	New deaths for the week of	Weekly change from Previous week	Total Recovered	New recovered for the week of	New recovered for the week of	Weekly change from Previous week	Active cases	New active for the week of	New active for the week of	Weekly change from Previous week	Total tests	Tests Per million People
			31 Oct.	24 Oct.			31 Oct.	24 Oct.			31 Oct.	24 Oct.			31 Oct.	24 Oct.			
World	31-Dec-19	246,698,927	3,055,442	2,978,975	76,467	4,999,610	51,642	49,480	2,162	223,378,860	2,701,182	2,797,367	-96,185	18,320,457	302,618	132,128	170,490	3,984,595,618	511,186
Africa	14-Feb-20	8,499,190	32,663	34,936	-2,273	218,234	1,303	1,427	-124	7,852,947	33,678	48,371	-14,693	402,580	-2,437	-14,862	12,425	79,122,704	59,099
Central Africa	6-Mar-20	242,770	4,289	4,478	-189	3,715	124	87	37	197,099	733	707	26	41,956	3,432	3,684	-252	4,576,973	31,240
East Africa	13-Mar-20	1,011,950	5,580	5,873	-293	21,981	180	263	-83	831,035	6,125	8,328	-2,203	133,505	-844	-2,718	1,874	13,897,170	37,011
North Africa	14-Feb-20	2,591,019	14,027	13,545	482	70,376	642	579	63	2,365,334	16,771	17,953	-1,182	155,309	-3,386	-4,987	1,601	21,040,968	101,925
Southern Africa	5-Mar-20	3,990,963	6,123	8,707	-2,584	112,502	321	414	-93	3,820,061	7,300	14,045	-6,745	58,400	-1,498	-5,752	4,254	28,965,671	135,872
West Africa	28-Feb-20	662,488	2,644	2,333	311	9,660	36	84	-48	639,418	2,749	7,338	-4,589	13,410	-141	-5,089	4,948	10,641,922	26,792



.....: 7-day moving average

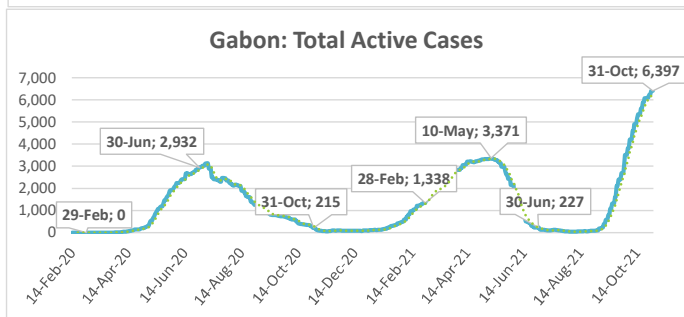
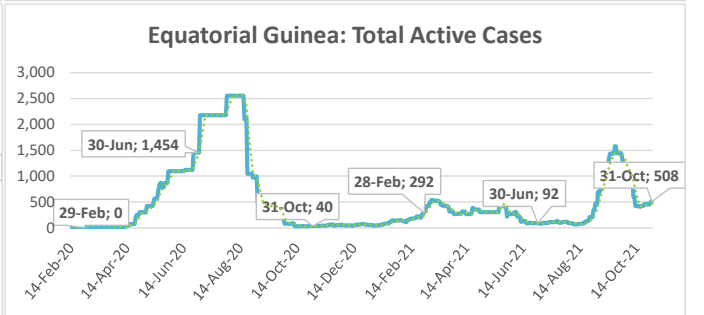
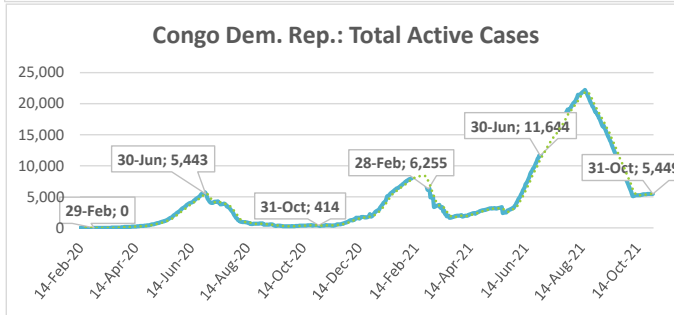
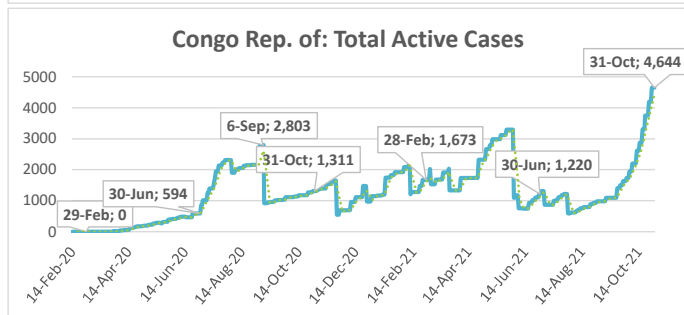
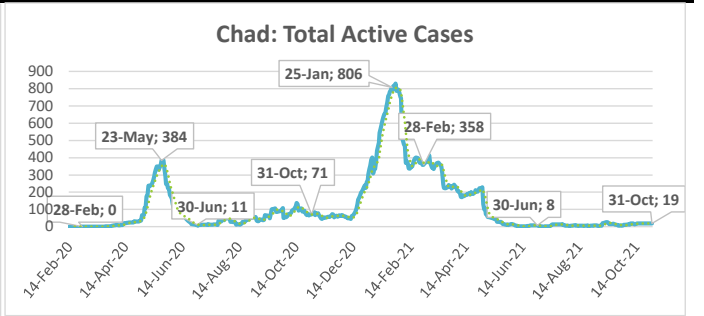
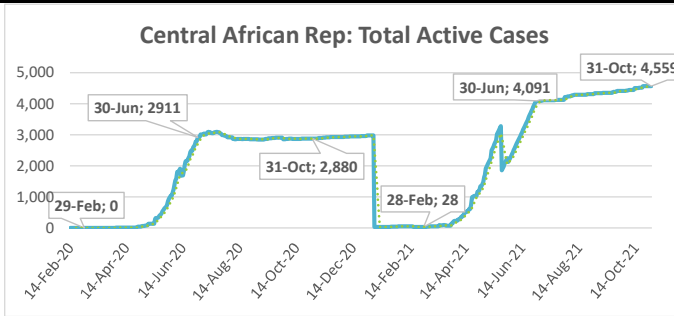
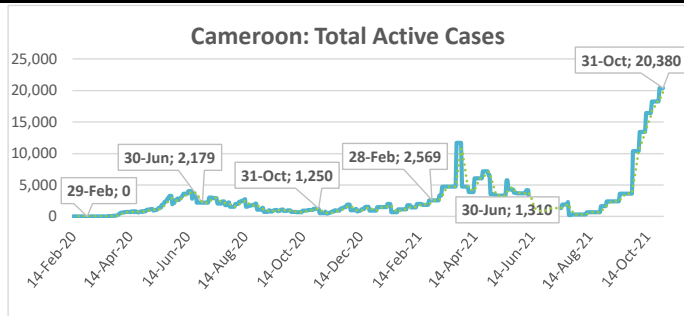
Central Africa

Highlights of the Covid-19 Situation in Central Africa for the Week Ending October 31, 2021

- **As of Sunday, October 31, 2021, the number of reported total cases in the Central Africa region reached 242,770.** The region reported 4,289 new cases during the week, which is a 4.2% decline compared to the preceding week. The total number of deaths reported since the start of the pandemic reached 3,715, of which 124 were new deaths during the week. The number of total recovered cases reached 197,099, of which 0.4% were newly recovered cases during the week. The total number of active cases stands at 41,956, indicating an increase of 3,432 cases during the week. The weekly increase in the number of active cases in the region is mainly attributed to Cameroon.
- **Cameroon accounted for 42.2% of the total cases reported in the region since the start of the pandemic and 51.5% of the new cases reported during the week.** Chad has recorded the lowest number of total cases in the Central region since the start of the pandemic at 5,067.
- **The average case fatality rate (CFR) for the region stands at 1.5%. The highest CFR in the region was reported in Chad at 3.4% and the lowest in Gabon at 0.7%.**

Summary of COVID-19 tracking in Central Africa: Situation for the week ending 31 October 2021

	Date of first case	Cases				Deaths				Recovered				Active				Test	
		Total cases	New cases for the week of	New cases for the week of	Weekly change	Total deaths	New deaths for the week of	New deaths for the week of	Weekly change from Previous week	Total Recovered	New recovered for the week of	New recovered for the week of	Weekly change from Previous week	Active cases	New active for the week of	New active for the week of	Weekly change from Previous week	Total tests	Tests Per million People
			31 Oct.	24 Oct.			31 Oct.	24 Oct.			31 Oct.	24 Oct.			31 Oct.	24 Oct.			
Central Africa	6-Mar-20	242,770	4,289	4,478	-189	3,715	124	87	37	197,099	733	707	26	41,956	3,432	3,684	-252	4,576,973	31,240
Cameroon	6-Mar-20	102,499	2,210	1,887	323	1,686	86	50	36	80,433	0	0	0	20,380	2,124	1,837	287	2,116,378	79,725
Central African Rep.	15-Mar-20	11,518	0	49	-49	100	0	0	0	6,859	0	0	0	4,559	0	49	-49	69,131	14,314
Chad	19-Mar-20	5,067	0	0	0	174	0	0	0	4,874	0	0	0	19	0	0	0	162,947	9,920
Congo Rep. of	15-Mar-20	17,323	915	894	21	258	19	17	2	12,421	0	0	0	4,644	896	877	19	256,327	46,452
Congo Dem. Rep.	10-Mar-20	57,470	38	163	-125	1,091	0	2	-2	50,930	0	0	0	5,449	38	161	-123	406,792	4,542
Equatorial Guinea	14-Mar-20	13,368	202	326	-124	167	4	7	-3	12,693	154	276	-122	508	44	43	1	243,644	173,661
Gabon	12-Mar-20	35,525	924	1,159	-235	239	15	11	4	28,889	579	431	148	6,397	330	717	-387	1,321,754	593,851



.....: 7-day moving average

East Africa

Highlights of the Covid-19 Situation in East Africa for the Week Ending October 31, 2021

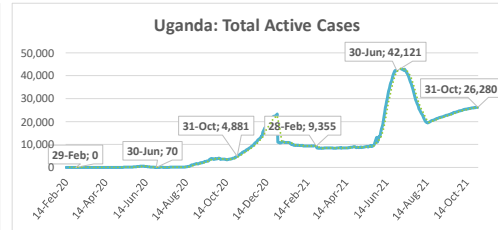
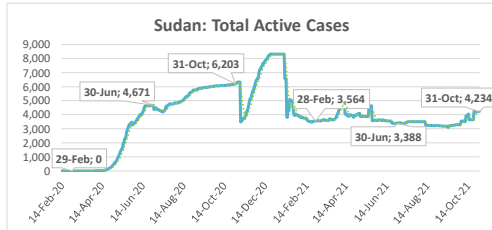
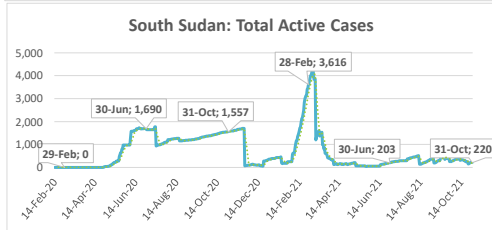
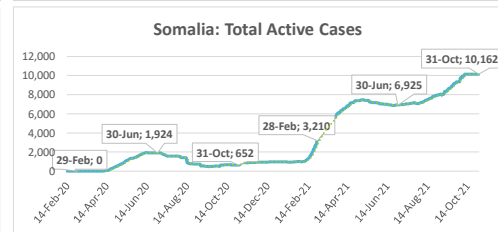
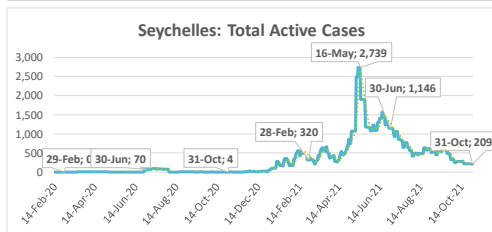
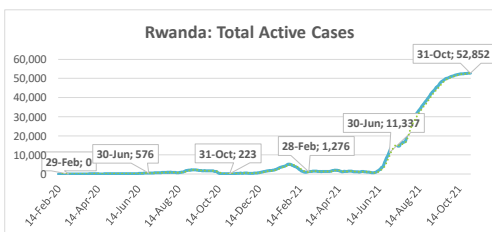
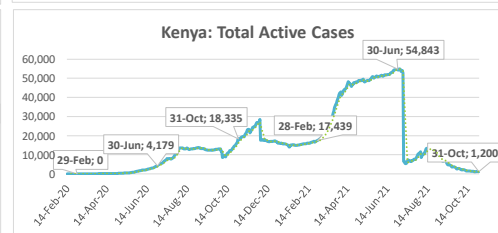
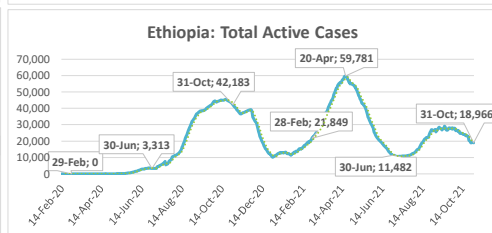
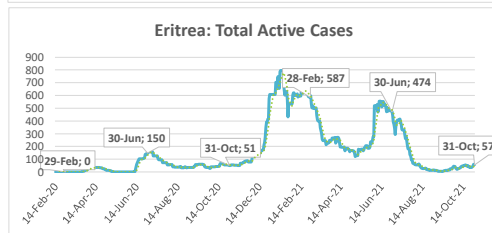
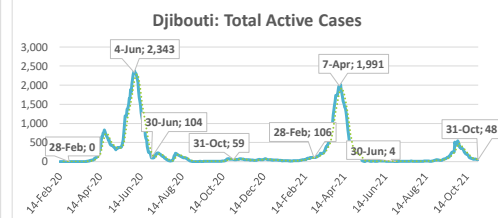
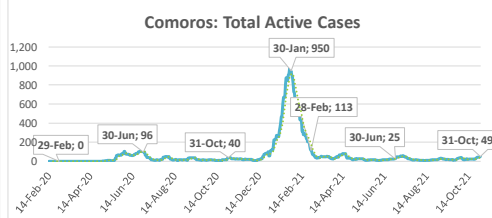
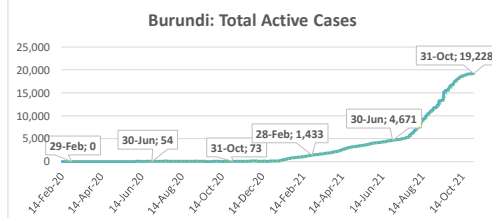
- **As of Sunday, October 31, 2021, the number of total cases in the East Africa region reached 1,011,950.** The region reported 5,580 new cases in the week, which is a 5.0% decline compared to the preceding week. The total number of deaths reported reached 21,981, of which 180 were new deaths during the week. The number of total recovered cases reached 831,035¹, of which 0.7% were newly recovered cases during the week. The total number of active cases stands at 133,505, indicating a decline of 844 cases in the week. The weekly decline in the number of active cases in the region is mainly attributable to Ethiopia.
- **Ethiopia accounted for 36.1% of the total cases reported in the region since the start of the pandemic and 50.8% of the new cases reported in the region during the week.** Comoros has reported the lowest number of total cases in the region since the start of the pandemic at 4,259.

The average case fatality rate (CFR) for the region stands at 2.2%. The highest CFR in the region was reported in Sudan at 7.7% and the lowest in Seychelles at 0.5%.

¹ Burundi has not been publishing new data on recovered cases and deaths since 6 January 21, hence is excluded from CFR comparison.

Summary of COVID-19 tracking in East Africa: Situation for the week ending 31 October 2021

	Date of first case	Cases				Deaths				Recovered				Active				Test	
		Total cases	New cases for the week of	New cases for the week of	Weekly change	Total deaths	New deaths for the week of	New deaths for the week of	Weekly change from Previous week	Total Recovered	New recovered for the week of	New recovered for the week of	Weekly change from Previous week	Active cases	New active for the week of	New active for the week of	Weekly change from Previous week	Total tests	Tests Per million People
		31 Oct.	24 Oct.	18 Oct.	11 Oct.	31 Oct.	24 Oct.	18 Oct.	11 Oct.	31 Oct.	24 Oct.	18 Oct.	11 Oct.	31 Oct.	24 Oct.	18 Oct.	11 Oct.	31 Oct.	31 Oct.
East Africa	13-Mar-20	1,011,950	5,580	5,873	-293	21,981	180	263	-83	831,035	6,125	8,328	-2,203	133,505	-844	-2,718	1,874	13,897,170	37,011
Burundi	31-Mar-20	20,039	130	249	-119	38	0	0	0	773	0	0	0	19,228	130	249	-119	821,961	69,126
Comoros	2-May-20	4,259	54	19	-35	147	0	0	0	4,063	26	21	5	49	28	-2	-30	6,227	7,161
Djibouti	18-Mar-20	13,478	27	55	-28	181	0	2	-2	13,249	42	146	-104	48	-15	-93	-78	236,358	239,229
Eritrea	21-Mar-20	6,834	42	18	-24	45	0	0	0	6,732	24	31	-7	57	18	-13	-31	23,693	6,681
Ethiopia	13-Mar-20	365,167	2,832	3,088	-256	6,459	101	141	-40	339,742	4,326	6,454	-2,128	18,966	-1,595	-3,507	1,912	3,696,597	32,155
Kenya	13-Mar-20	253,310	638	639	-1	5,281	24	34	-10	246,829	555	1,020	-465	1,200	59	-415	474	2,704,816	50,302
Rwanda	14-Mar-20	99,698	324	229	-95	1,331	11	7	4	45,515	4	5	-1	52,852	309	217	-92	3,143,258	242,681
Seychelles	15-Mar-20	22,243	141	269	-128	119	0	0	0	21,915	149	336	-187	209	-8	-67	-59	21,504	218,654
Somalia	16-Mar-20	21,998	729	0	729	1,208	28	0	28	10,628	701	0	701	10,162	0	0	0	329,200	20,713
South Sudan	5-Apr-20	12,361	82	95	-13	133	0	3	-3	12,008	119	163	-44	220	-37	-71	-34	247,059	22,071
Sudan	13-Mar-20	40,238	0	688	-688	3,099	0	61	-61	32,905	0	33	-33	4,234	0	594	-594	562,941	12,838
Tanzania	16-Mar-20	26,154	120	0	120	725	1	0	1	297,169	4,975
Uganda	21-Mar-20	126,171	461	524	-63	3,215	15	15	0	96,676	179	119	60	26,280	267	390	-123	1,806,387	39,492



.....: 7-day moving average

North Africa

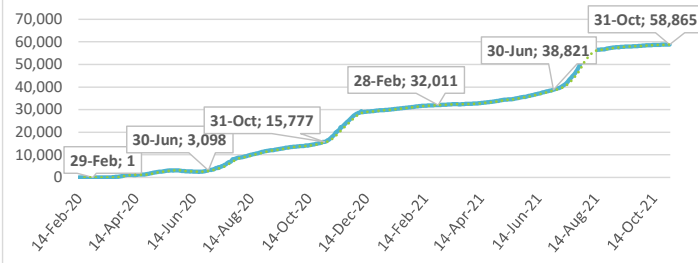
Highlights of the Covid-19 Situation in North Africa for the Week Ending October 31, 2021

- **As of Sunday, October 31, 2021, the number of total cases in the North Africa region reached 2,591,019.** The region reported 14,027 new cases in the week, which is a 3.6% increase compared to the preceding week. The total number of deaths reported reached 70,376, of which 642 were new deaths during the week. The number of total recovered cases reached 2,365,334, of which 0.7% were newly recovered cases during the week. The total number of active cases stands at 155,309, indicating a decline of 3,386 cases during the week. The weekly decline in the number of active cases in the region is mainly attributable to Libya.
- **Morocco accounted for 36.5% of the total cases reported in the region since the start of the pandemic, while Egypt accounted for 45.6% of the new cases in the region during the week.** Mauritania has reported the lowest number of total cases in the region since the start of the pandemic which have accumulated to a total of 37,320.
- **The average case fatality rate (CFR) for the region currently stands at 2.7%. The highest CFR in the region was recorded in Egypt at 5.6% and the lowest in Libya at 1.4%.**

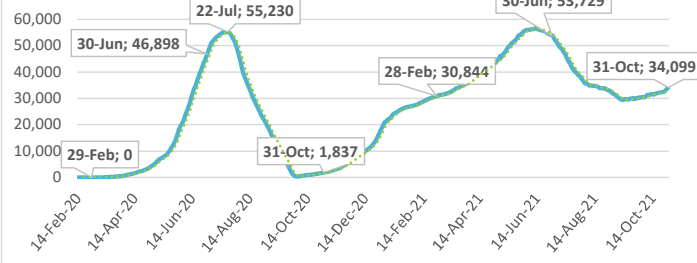
Summary of COVID-19 tracking in North Africa: Situation for the week ending 31 October 2021

	Date of first case	Cases				Deaths				Recovered				Active				Test	
		Total cases	New cases for the week of	New cases for the week of	Weekly change	Total deaths	New deaths for the week of	New deaths for the week of	Weekly change from Previous week	Total Recovered	New recovered for the week of	New recovered for the week of	Weekly change from Previous week	Active cases	New active for the week of	New active for the week of	Weekly change from Previous week	Total tests	Tests Per million People
			31 Oct.	24 Oct.			31 Oct.	24 Oct.			31 Oct.	24 Oct.			31 Oct.	24 Oct.			
North Africa	14-Feb-20	2,591,019	14,027	13,545	482	70,376	642	579	63	2,365,334	16,771	17,953	-1,182	155,309	-3,386	-4,987	1,601	21,040,968	101,925
Algeria	26-Feb-20	206,452	630	536	94	5,920	30	18	12	141,667	472	437	35	58,865	128	81	47	230,861	5,265
Egypt	14-Feb-20	331,017	6,398	6,163	235	18,651	366	315	51	278,267	4,260	5,164	-904	34,099	1,772	684	1,088	5,361,555	52,392
Libya	25-Mar-20	357,338	3,712	3,636	76	5,099	93	123	-30	296,995	8,825	8,638	187	55,244	-5,206	-5,125	-81	1,789,594	260,445
Mauritania	14-Mar-20	37,320	365	278	87	797	5	4	1	35,949	279	224	55	574	81	50	31	485,424	104,400
Morocco	5-Mar-20	946,145	1,868	2,145	-277	14,668	56	68	-12	926,433	2,206	2,599	-393	5,044	-394	-522	128	10,098,826	273,603
Tunisia	5-Mar-20	712,747	1,054	787	267	25,241	92	51	41	686,023	729	891	-162	1,483	233	-155	388	3,074,708	260,158

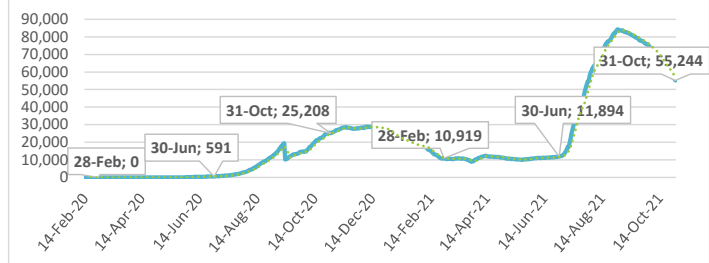
Algeria: Total Active Cases



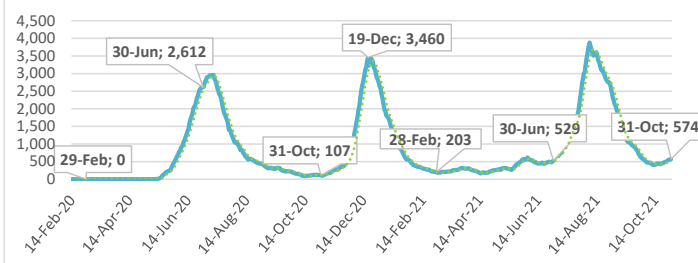
Egypt: Total Active Cases



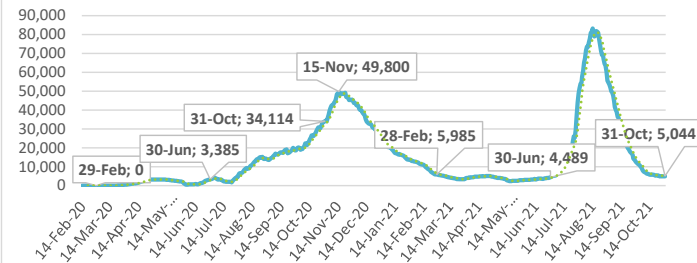
Libya: Total Active Cases



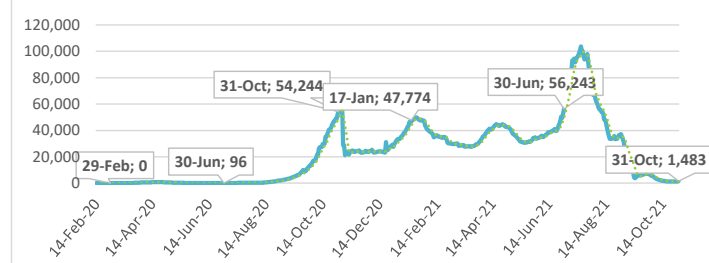
Mauritania: Total Active Cases



Morocco: Total Active Cases



Tunisia: Total Active Cases



.....: 7-day moving average

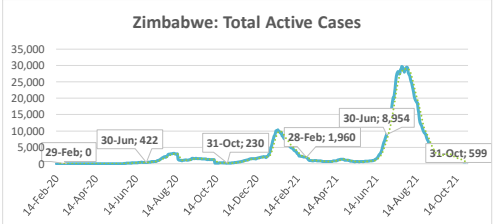
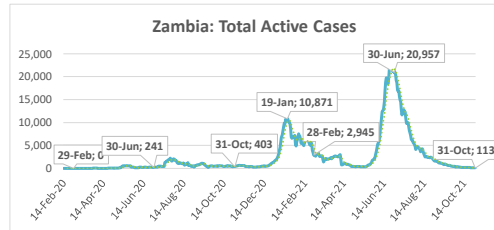
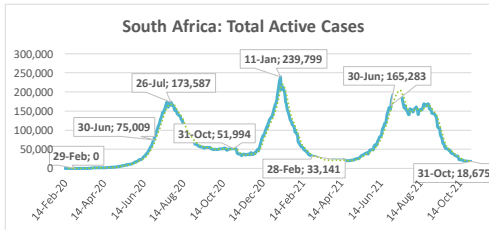
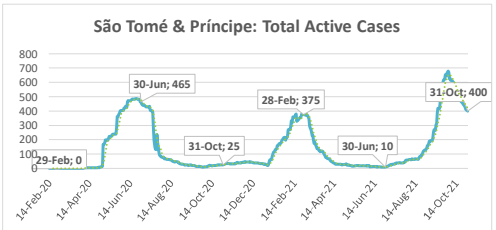
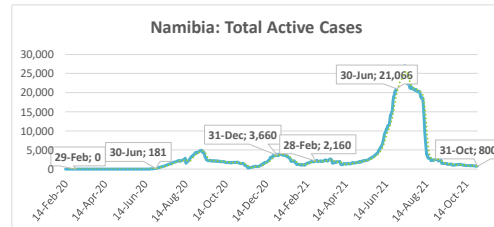
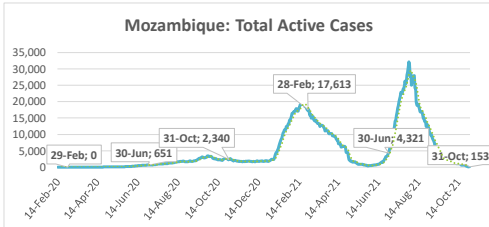
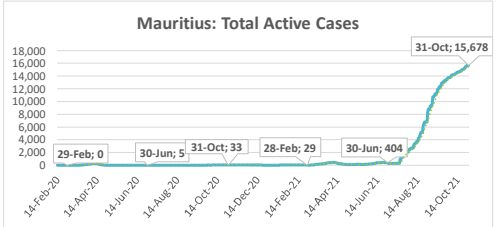
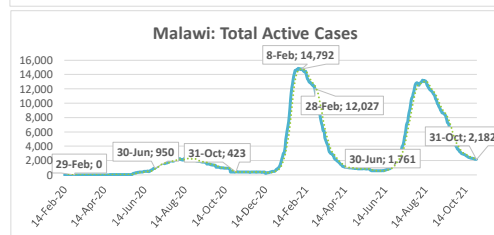
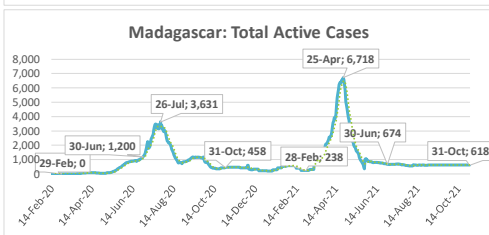
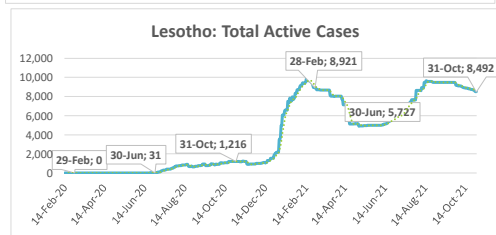
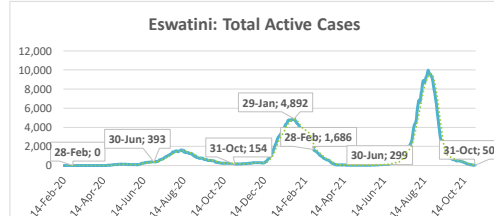
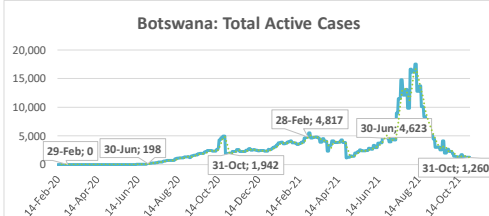
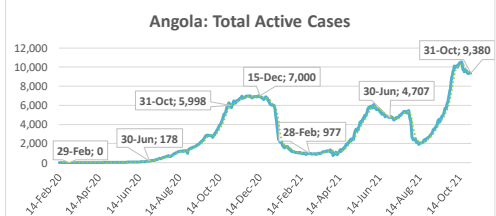
Southern Africa

Highlights of the Covid-19 Situation in Southern Africa for the Week Ending October 31, 2021

- **As of Sunday, October 31, 2021, the number of total cases in the Southern Africa region reached 3,990,963.** The region reported 6,123 new cases in the week, which is a 29.7% decline compared to the preceding week. The total number of deaths reported reached 112,502, of which 321 were new deaths during the week. The total number of recovered cases reached 3,820,061, of which 0.2% were newly recovered cases during the week. The total number of active cases stands at 58,400, indicating a decline of 1,498 cases in the week. The weekly decline in the number of active cases in the region is mainly attributable to South Africa and Mozambique.
- **South Africa accounted for 73.2% of the total cases reported in the region since the start of the pandemic and 40.6% of the new cases in the region during the week.** São Tomé & Príncipe has the lowest number of total cases reported in the region at 3,714.
- **The average case fatality rate (CFR) for the region stands at 2.8%. The highest CFR in the region was reported in Malawi at 3.7% and the lowest in Mauritius at 0.9%.**

Summary of COVID-19 tracking in Southern Africa: Situation for the week ending 31 October 2021

	Date of first case	Cases				Deaths				Recovered				Active				Test	
		Total cases	New cases for the week of	New cases for the week of	Weekly change	Total deaths	New deaths for the week of	New deaths for the week of	Weekly change from Previous week	Total Recovered	New recovered for the week of	New recovered for the week of	Weekly change from Previous week	Active cases	New active for the week of	New active for the week of	Weekly change from Previous week	Total tests	Tests Per million People
		31 Oct.	24 Oct.	31 Oct.	24 Oct.	31 Oct.	24 Oct.	31 Oct.	24 Oct.	31 Oct.	24 Oct.	31 Oct.	24 Oct.	31 Oct.	24 Oct.	31 Oct.	24 Oct.	31 Oct.	24 Oct.
Southern Africa	5-Mar-20	3,990,963	6,123	8,707	-2,584	112,502	321	414	-93	3,820,061	7,300	14,045	-6,745	58,400	-1,498	-5,752	4,254	28,965,671	135,872
Angola	27-Mar-20	64,433	572	1,019	-447	1,710	13	33	-20	53,343	827	1,890	-1,063	9,380	-268	-904	636	1,104,913	33,618
Botswana	16-Mar-20	186,594	1,675	3,063	-1,388	2,406	10	10	0	182,928	1,741	3,063	-1,322	1,260	-76	-10	-66	1,817,142	772,717
Eswatini	14-Mar-20	46,421	37	21	16	1,242	1	8	-7	45,129	87	130	-43	50	-51	-117	66	385,429	332,219
Lesotho	13-May-20	21,635	48	57	-9	658	2	1	1	12,485	296	192	104	8,492	-250	-136	-114	238,402	111,286
Madagascar	20-Mar-20	43,626	4	6	-2	963	3	0	3	42,045	1	6	-5	618	0	0	0	261,430	9,441
Malawi	2-Apr-20	61,796	39	41	-2	2,301	5	4	1	57,313	182	306	-124	2,182	-148	-269	121	426,102	22,274
Mauritius	18-Mar-20	17,698	651	426	-225	166	18	19	-1	1,854	0	0	0	15,678	633	407	-226	359,627	282,777
Mozambique	27-Mar-20	151,292	67	123	-56	1,930	2	2	0	149,209	549	473	76	153	-484	-352	-132	942,509	30,155
Namibia	14-Mar-20	128,927	103	496	-393	3,554	4	12	-8	124,573	191	502	-311	800	-92	-18	-74	750,768	295,473
São Tomé & Príncipe	6-Apr-20	3,714	17	20	-3	56	0	0	0	3,258	68	78	-10	400	-51	-58	7	27,649	126,160
South Africa	2-Apr-20	2,922,116	2,484	3,039	-555	89,177	252	313	-61	2,814,264	2,825	6,253	-3,428	18,675	-593	-3,527	2,934	18,544,880	312,684
Zambia	18-Mar-20	209,734	100	113	-13	3,661	2	1	1	205,960	131	162	-31	113	-33	-50	17	2,600,932	141,478
Zimbabwe	25-Mar-20	132,977	326	283	43	4,678	9	11	-2	127,700	402	990	-588	599	-85	-718	633	1,505,888	101,318



.....: 7-day moving average

West Africa

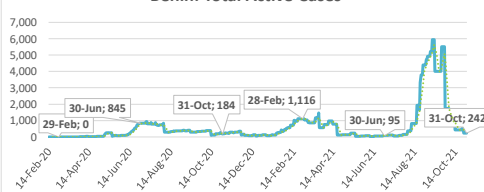
Highlights of the Covid-19 Situation in West Africa for the Week Ending October 31, 2021

- **As of Sunday, October 31, 2021, the number of total cases in the West Africa region reached 662,488.** The region reported 2,644 new cases during the week, which is a 13.3% increase compared to the new cases reported in the preceding week. The total number of deaths reported reached 9,660, of which 36 were new deaths during the week. The number of total recovered cases reached 639,418, of which 0.4% were newly recovered cases during the week. The total number of active cases stands at 13,410, indicating a decline of 141 cases in the week. The weekly decline in the number of active cases in the region is attributable to most countries in the region except Nigeria, Mali and Niger, which recorded increases.
- **Nigeria accounted for 32.0% of the total cases reported in the West region since the start of the pandemic and 56.8% of the new cases in the region during the week.** Liberia has the lowest number of total cases in the region since the start of the pandemic with a total of 5,812.
- **The average case fatality rate (CFR) for the region stands at 1.5%. The highest CFR in the region was reported in Liberia at 4.9% and the lowest in Benin at 0.7%.**

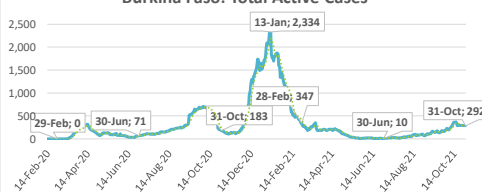
Summary of COVID-19 tracking in West Africa: Situation for the week ending 31 October 2021

	Date of first case	Cases				Deaths				Recovered				Active				Test	
		Total cases	New cases for the week of	New cases for the week of	Weekly change	Total deaths	New deaths for the week of	New deaths for the week of	Weekly change from Previous week	Total Recovered	New recovered for the week of	New recovered for the week of	Weekly change from Previous week	Active cases	New active for the week of	New active for the week of	Weekly change from Previous week	Total tests	Tests Per million People
		31 Oct.	24 Oct.	17 Oct.	10 Oct.	31 Oct.	24 Oct.	17 Oct.	10 Oct.	31 Oct.	24 Oct.	17 Oct.	10 Oct.	31 Oct.	24 Oct.	17 Oct.	10 Oct.	31 Oct.	26,792
West Africa	28-Feb-20	662,488	2,644	2,333	311	9,660	36	84	-48	639,418	2,749	7,338	-4,589	13,410	-141	-5,089	4,948	10,641,922	26,792
Benin	16-Mar-20	24,749	189	0	189	161	0	0	0	24,346	375	0	375	242	-186	0	-186	604,310	49,847
Burkina Faso	9-Mar-20	14,793	0	59	-59	214	0	11	-11	14,287	0	123	-123	292	0	-75	75	256,020	12,248
Cabo Verde	20-Mar-20	38,215	75	100	-25	349	0	2	-2	37,708	256	171	85	158	-181	-73	-108	363,274	653,386
Côte d'Ivoire	11-Mar-20	61,297	119	140	-21	695	5	8	-3	60,015	270	298	-28	587	-156	-166	10	1,090,833	41,353
Gambia, The	18-Mar-20	9,965	9	10	-1	340	1	0	1	9,611	8	3	5	14	0	7	-7	117,604	48,664
Ghana	12-Mar-20	130,077	272	365	-93	1,175	5	3	-2	127,121	582	794	-212	1,781	-315	-432	117	1,857,963	59,794
Guinea	13-Mar-20	30,653	27	54	-27	385	0	0	0	29,516	82	201	-119	752	-55	-147	92	566,053	43,102
Guinea-Bissau	27-Mar-20	6,134	3	1	2	141	0	0	0	5,588	128	64	64	405	-125	-63	-62	102,779	52,225
Liberia	16-Mar-20	5,812	1	8	-7	287	0	1	-1	5,458	0	0	0	67	1	7	-6	139,824	27,646
Mali	25-Mar-20	16,073	225	229	-4	563	5	1	4	14,659	83	98	-15	851	137	130	7	454,574	22,447
Niger	20-Mar-20	6,366	112	84	28	213	6	3	3	5,996	77	61	16	157	29	20	9	171,830	7,098
Nigeria	28-Feb-20	211,961	1,501	1,162	339	2,896	14	45	-31	203,121	742	5,236	-4,494	5,944	745	-4,119	4,864	3,298,966	16,004
Senegal	2-Mar-20	73,917	24	27	-3	1,878	0	7	-7	72,019	26	23	3	20	-2	-3	1	840,246	50,182
Sierra Leone	31-Mar-20	6,397	0	1	-1	121	0	0	0	4,394	0	1	-1	1,882	0	0	0	228,496	28,644
Togo	6-Mar-20	26,079	87	93	-6	242	0	3	-3	25,579	120	265	-145	258	-33	-175	142	549,150	66,333

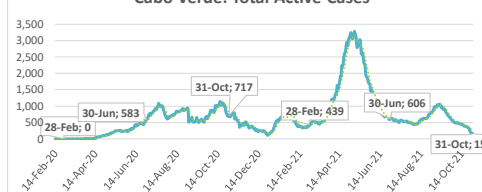
Benin: Total Active Cases



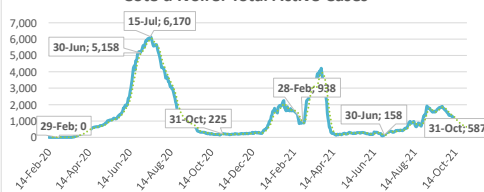
Burkina Faso: Total Active Cases



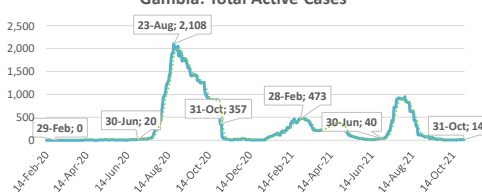
Cabo Verde: Total Active Cases



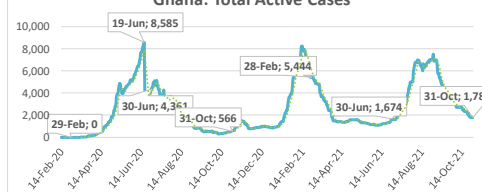
Côte d'Ivoire: Total Active Cases



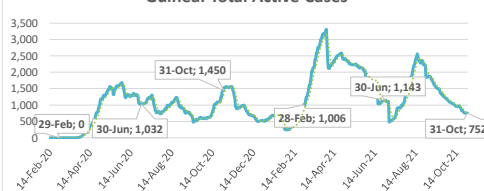
Gambia: Total Active Cases



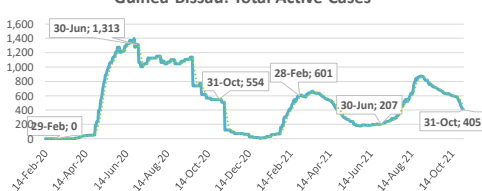
Ghana: Total Active Cases



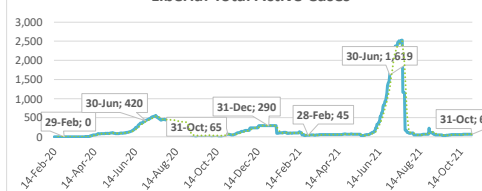
Guinea: Total Active Cases



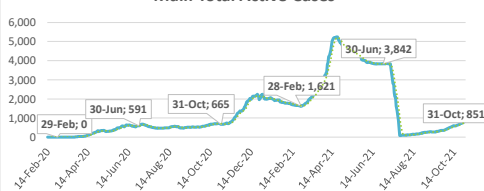
Guinea-Bissau: Total Active Cases



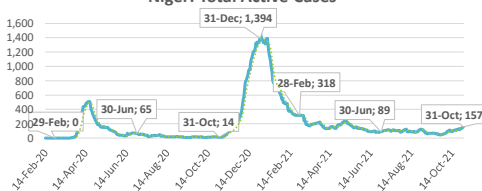
Liberia: Total Active Cases



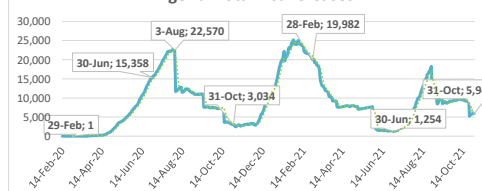
Mali: Total Active Cases



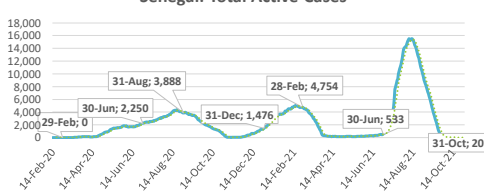
Niger: Total Active Cases



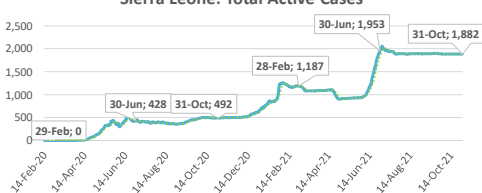
Nigeria: Total Active Cases



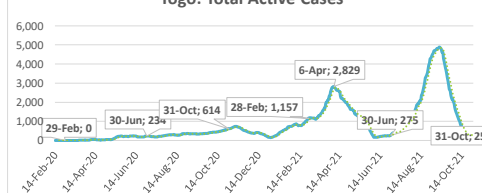
Senegal: Total Active Cases



Sierra Leone: Total Active Cases



Togo: Total Active Cases



.....: 7-day moving average