



AFRICAN DEVELOPMENT BANK GROUP

Weekly Data Flash on Covid-19 in Africa¹:

The situation as of Sunday, November 7, 2021

Statistics Department (ECST)

¹ This briefing note has been prepared by Roza Mamuye Bora, Senior Statistician; Anouar Chaouch, Statistician; Soumaila Karambiri, Statistical Assistant; Regis Hauhouot Stephane, Statistical Assistant and Desire Lakpa Guy, Statistical Assistant; and Robert Maate, Chief Statistician under the supervision of Louis Kouakou, Division Manager ECST.1

Contents

	Page
Highlights of the Covid-19 Situation in Africa as of November 7, 2021	1
Data Annexes: Africa	4
Highlights of the Covid-19 Situation in Central Africa as of November 7, 2021	6
Data Annexes: Central Africa	8
Highlights of the Covid-19 Situation in East Africa as of November 7, 2021	9
Data Annexes: East Africa	11
Highlights of the Covid-19 Situation in North Africa as of November 7, 2021	12
Data Annexes: North Africa	14
Highlights of the Covid-19 Situation in Southern Africa as of November 7, 2021	15
Data Annexes: Southern Africa	17
Highlights of the Covid-19 Situation in West Africa as of November 7, 2021	18
Data Annexes: West Africa	20

Highlights of the Covid-19 Situation in Africa for the Week Ending November 7, 2021

Vaccinations: Status Update

- **In the week ending November 7, 2021, over 224.2 million new Covid-19 vaccinations were administered globally, leading to an accumulated total of over 7.2 billion since the start of the program.** In terms of the geographical distribution, China accounts for 32.0% of the total number of Covid-19 vaccinations administered to date, followed by India at 14.9% and the USA at 5.9%.
- **The number of African countries with data on Covid-19 vaccinations stands at 51.** As of November 7, 2021, a total of 201,117,336¹ vaccinations had been administered in Africa, which represents 2.8% of total global vaccinations. Morocco accounts for 23.8% of the vaccinations carried out in Africa to date, followed by Egypt (14.4%) and South Africa (11.1%).

Covid-19 Testing in Africa

- **As of Sunday, November 7, 2021, over 79.9 million tests for Covid-19 had been administered in Africa, of which more than 0.8 million were reported this week.** Nine countries collectively account for 66.3% of the tests conducted in Africa as of November 7, 2021 namely, South Africa (23.4%), Morocco (12.7%), Egypt (6.7%), Ethiopia (4.7%), Nigeria (4.2%), Rwanda (4.0%), Tunisia (3.9%), Kenya (3.4%) and Zambia (3.3%).
- **The average number of tests per 1 million people in Africa as of November 7, 2021 stands at 59,695, which is an increase of 1.0% compared to last week.** Botswana continues to lead on this indicator with 777,597 tests per 1 million people, followed by Cabo Verde (656,852), Gabon (603,917), Eswatini (335,892), South Africa (315,709), Namibia (298,796) and Mauritius (282,777).

Confirmed, New and Active Global Covid-19 Cases

- **Globally, the total number of confirmed Covid-19 cases since the start of the pandemic reached 249,866,040, of which 90.5% have recovered.** The majority of cases (31.9%) occurred in Asia, followed by Europe (26.5%), North America (22.7%), South America (15.4%) and Africa (3.4%).
- **The number of new cases reported globally in the review week amounted to 3,167,113, indicating a 3.7% increase compared to the new cases recorded in the preceding week.**
- **The number of global deaths due to Covid-19 reached 5,049,008, of which 49,398 were recorded in the week ending November 7, 2021; this was 4.3% lower than the number of deaths**

¹ The vaccination figures indicate the total number of vaccines administered regardless of how many doses one received.

recorded in the previous week. The number of global active cases increased by 357,506 cases in the week under review making a total of 18,700,867 as of November 7, 2021.

- **Africa makes 3.4% of the total global cases, 4.3% of deaths, 3.5% of recovered cases and 2.1% of active cases as of November 7, 2021, as detailed below.**

Confirmed, New and Active Covid-19 Cases in Africa

- **As of November 7, 2021, the total number of confirmed cases in Africa reached 8,531,815²**, 69.3% of which were in seven countries, namely South Africa (34.3%), Morocco (11.1%), Tunisia (8.4%), Ethiopia (4.3%), Libya (4.2%), Egypt (4.0%) and Kenya (3.0%). The five countries with the lowest total number of reported cases were São Tomé & Príncipe, Comoros, Chad, Liberia, and Guinea-Bissau, with cases ranging between 3,729 in São Tomé & Príncipe and 6,150 in Guinea-Bissau, collectively accounting for 0.3% of the confirmed cases in Africa. Considering population size, Seychelles, Botswana, Cabo Verde, Tunisia and Libya are the five countries with the highest number of confirmed cases per million people with rates ranging from 224,062 in Seychelles to 51,579 in Libya.
- **In the week under review, a total of 32,158 new cases were reported in Africa**, which is a 0.5% decline compared to the previous week. These new cases in Africa account for 1.0% of the weekly new cases recorded globally. The North Africa region accounted for 40.2% of the weekly new cases in Africa, followed by Southern Africa (30.2%), East Africa (12.4%), Central Africa (10.6%) and West Africa (6.6%).
- **The total number of active cases in Africa declined by 14,747 cases to 389,661 in the week under review.** Currently, ten countries collectively account for 80.7% of the active cases in Africa, namely Algeria (15.1%), Rwanda (13.6%), Libya (12.6%), Egypt (9.0%), Uganda (6.8%), Cameroon (5.7%), Burundi (5.0%), Ethiopia (4.5%), South Africa (4.2%) and Mauritius (4.2%).
- **From a regional perspective, Southern Africa, North Africa and West Africa recorded consecutive declines in active cases for more than two months. East Africa also recorded a decline in active cases in the last five weeks.**

Deaths and the Case Fatality Rates in Africa

- **As of November 7, 2021, a total of 219,492 deaths had been reported in Africa since the start of the pandemic**, of which 51.4% were in Southern Africa, 32.4% in North Africa, 10.1% in East Africa, 4.4% in West Africa and 1.7% in Central Africa. The five countries with the highest number of reported deaths due to Covid-19 since the start of the pandemic are South Africa, Tunisia, Egypt, Morocco and Ethiopia, ranging between 89,332 in South Africa and 6,542 in Ethiopia. A total of 1,195 new deaths were reported in Africa in the week under review, which is a decline of 8.7% compared to the preceding week.

²Sudan has not released new data for the past two weeks.

- **The case fatality rate (CFR), i.e. deaths per confirmed cases for Africa, stands at 2.6%, which is higher than the global CFR rate of 2.0%.** Regionally, West Africa has the lowest CFR at 1.5%, followed by Central Africa at 1.6%, East Africa at 2.2%, North Africa at 2.7% and Southern Africa at 2.8%. As of November 7, 2021, nineteen African countries recorded CFRs higher than the African average with the highest in Sudan at 7.7%, followed by Egypt (5.7%), Somalia (5.7%), Liberia (4.9%), Malawi (3.7%), Mali (3.5%), Zimbabwe (3.5%), Tunisia (3.5%), Comoros (3.4%), Chad (3.4%), The Gambia (3.4%), Niger (3.4%), South Africa (3.1%), Lesotho (3.0%), Algeria (2.9%), Namibia (2.8%), Tanzania (2.8%), Eswatini (2.7%) and Angola (2.7%).

Recovery Rates in Africa

- **As of November 7, 2021, the number of recovered cases in Africa reached 7,897,191, representing 92.6% of its total confirmed cases³.** Regionally, the recovery rates stand at 96.7% for West Africa, 95.9% for Southern Africa, 91.5% for North Africa, 82.2% for East Africa and 80.3% for Central Africa. In the week under review, 45,668 newly recovered cases were reported.

³ Burundi has not been publishing new data on recovered cases and deaths since 6 January 21.

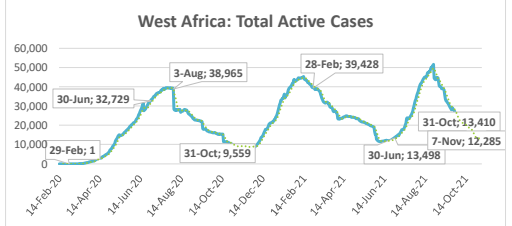
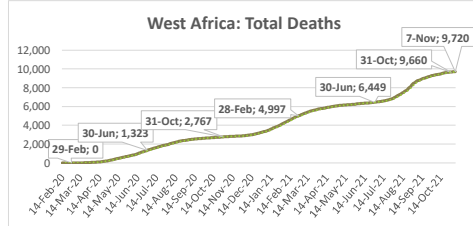
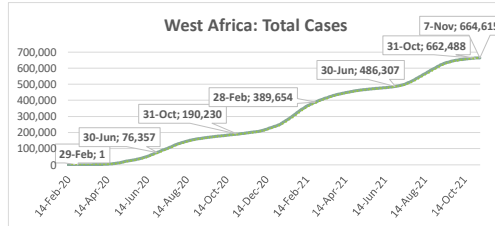
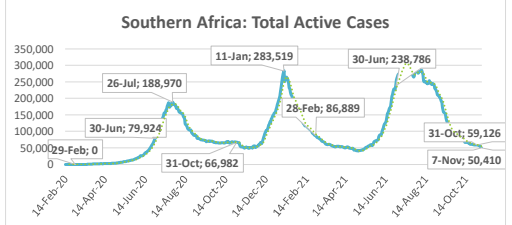
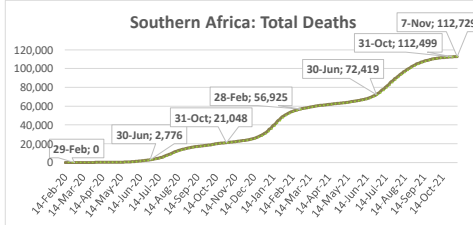
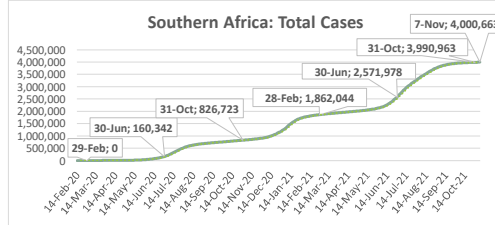
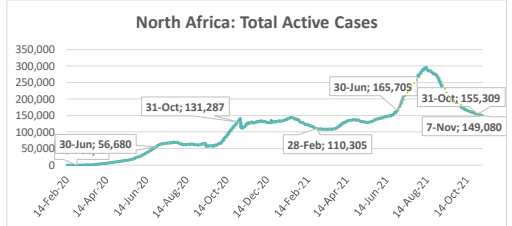
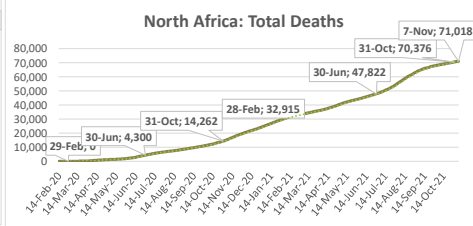
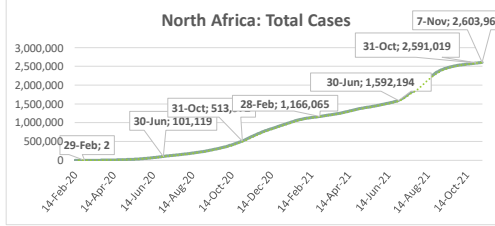
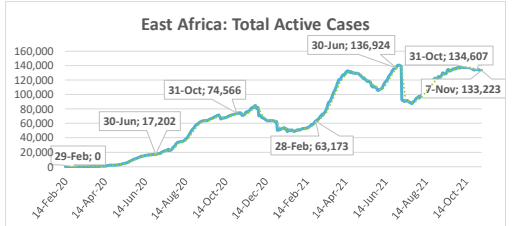
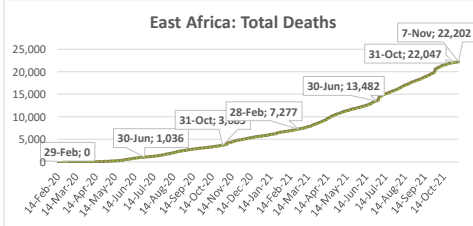
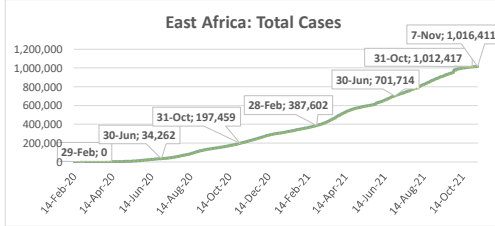
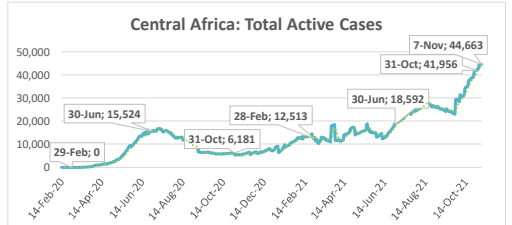
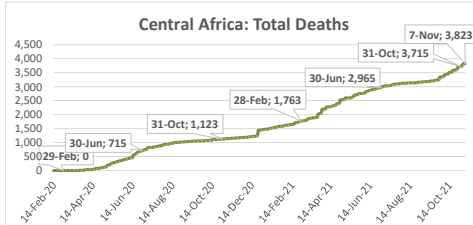
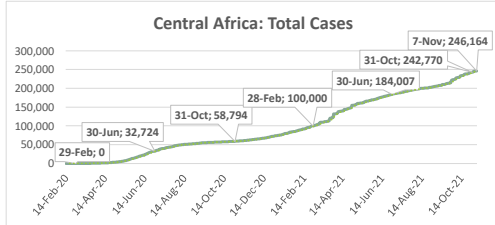
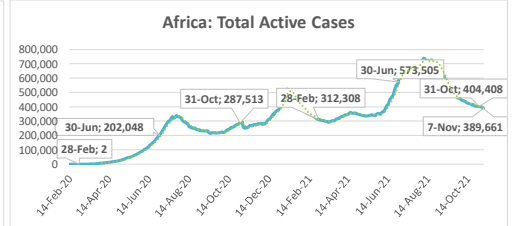
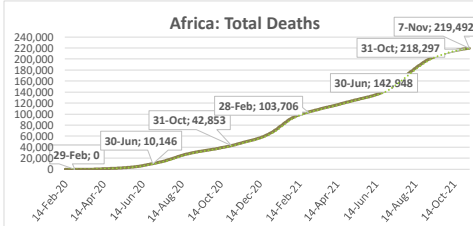
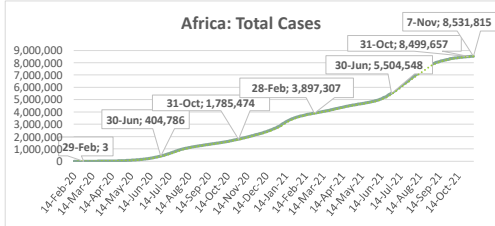
Status of Vaccinations Administered in Africa and Selected Global Countries for the Week Ending 7 November 2021					
	Vaccinations				
	Total vaccinations	% of population vaccinated	New vaccinations for the week of 7 Nov.	New vaccinations for the week of 31 Oct.	Weekly change
World	7,264,260,953	93.2	224,236,027	178,474,774	45,761,253
AFRICA	201,117,336	15.0	11,506,250	10,311,651	1,194,599
Algeria	11,224,643	26.1	75,923	67,981	7,942
Angola	6,647,925	20.2	483,706	503,134	-19,428
Benin	310,321	2.6	32,707	24,916	7,791
Botswana	1,028,674	43.7	84,759	61,084	23,675
Burkina Faso	661,796	3.2	39,446	325,119	-285,673
Cabo Verde	511,628	92.0	7,194	21,488	-14,294
Cameroon	503,850	1.9	487	12,759	-12,272
Central African Rep	422,182	8.7	36,625	0	36,625
Chad	226,843	1.4	2,663	24,664	-22,001
Comoros	452,612	52.0	44,820	0	44,820
Congo DRC	148,684	0.2	950	2,754	-1,804
Congo Rep	509,251	9.2	99,235	0	99,235
Côte d'Ivoire	3,232,947	12.3	88,904	138,302	-49,398
Djibouti	92,097	9.3	0	0	0
Egypt	28,934,095	28.3	3,850,263	1,706,832	2,143,431
Equatorial Guinea	433,182	30.9	5,076	3,453	1,623
Eswatini	279,406	24.1	5,883	2,880	3,003
Ethiopia	4,984,473	4.3	399,508	482,011	-82,503
Gabon	232,538	10.4	9,230	5,702	3,528
Gambia, The	265,620	11.0	10,675	13,655	-2,980
Ghana	3,102,396	10.0	122,630	252,229	-129,599
Guinea	2,363,785	18.0	90,305	149,090	-58,785
Guinea Bissau	181,713	9.2	53,777	6,435	47,342
Kenya	5,624,230	10.5	398,102	323,356	74,746
Lesotho	383,341	17.9	0	0	0
Liberia	438,563	8.7	29,549	59,177	-29,628
Libya	2,020,518	29.4	119,687	91,466	28,221
Madagascar	197,001	0.7	0	0	0
Malawi	1,285,264	6.7	26,394	49,335	-22,941
Mali	596,435	2.9	11,211	451	10,760
Mauritania	1,625,803	35.0	69,558	255,414	-185,856
Mauritius	1,776,981	139.7	6,238	45,046	-38,808
Morocco	47,867,990	129.7	715,062	1,903,406	-1,188,344
Mozambique	6,585,750	21.1	1,804,457	981,908	822,549
Namibia	708,735	27.9	51,140	73,214	-22,074
Niger	896,106	3.7	0	92,960	-92,960
Nigeria	8,822,719	4.3	241,445	392,441	-150,996
Rwanda	6,000,758	46.3	373,332	232,633	140,699
Sao Tome	108,515	49.5	0	4,795	-4,795
Senegal	1,961,144	11.7	0	0	0
Seychelles	169,886	172.7	3,365	7,129	-3,764
Sierra Leone	617,851	7.7	221,655	0	221,655
Somalia	681,532	4.3	26,670	19,040	7,630
South Africa	22,381,951	37.7	1,059,955	1,121,765	-61,810
South Sudan	140,418	1.3	10,667	6,862	3,805
Sudan	2,111,141	4.8	0	0	0
Togo	1,375,481	16.6	0	88,327	-88,327
Tunisia	9,494,334	80.3	354,227	392,244	-38,017
Uganda	3,604,659	7.9	335,091	279,061	56,030
Zambia	871,881	4.7	0	0	0
Zimbabwe	6,017,688	40.5	103,679	87,133	16,546
Americas					
Brazil	281,483,924	133.4	8,810,728	4,473,326	4,337,402
Canada	59,089,278	157.2	534,527	406,104	128,423
U.S.A	430,927,624	131.3	10,269,941	7,012,205	3,257,736
Asia					
China	2,322,102,000	166.1	53,740,000	27,812,000	25,928,000
India	1,085,110,159	79.4	26,620,726	35,398,883	-8,778,157
Europe					
France	99,705,202	148.7	852,712	963,380	-110,668
Germany	113,066,234	136.0	1,177,870	1,103,066	74,804
Israel	15,982,864	176.5	82,496	65,227	17,269
U.K.	106,133,911	158.8	4,027,401	6,879,981	-2,852,580
Middle East					
Saudi Arabia	46,288,357	135.1	646,824	375,107	271,717
U.A.E.	21,351,766	218.5	276,531	174,745	101,786

Total of vaccinations

% of population vaccinated

Summary of COVID-19 tracking in Africa: Situation for the week ending 7 November 2021

	Date of first case	Cases				Deaths				Recovered				Active				Test	
		Total cases	New cases for the week of	New cases for the week of	Weekly change from Previous week	Total deaths	New deaths for the week of	New deaths for the week of	Weekly change from Previous week	Total Recovered	New recovered for the week of	New recovered for the week of	Weekly change from Previous week	Active cases	New active for the week of	New active for the week of	Weekly change from Previous week	Total tests	Tests Per million People
			7 Nov.	31 Oct.			7 Nov.	31 Oct.			7 Nov.	31 Oct.			7 Nov.	31 Oct.			
World	31-Dec-19	249,866,040	3,167,113	3,055,442	111,671	5,049,008	49,398	51,642	-2,244	226,116,165	2,760,209	2,684,082	76,127	18,700,867	357,506	134,024	223,482	4,063,241,708	521,276
Africa	14-Feb-20	8,531,815	32,158	32,333	-175	219,492	1,195	1,309	-114	7,897,191	45,668	32,976	12,692	389,661	-14,747	-14,488	-259	79,920,967	59,695
Central Africa	6-Mar-20	246,164	3,394	4,289	-895	3,823	108	124	-16	197,678	579	733	-154	44,663	2,707	3,684	-977	4,623,565	31,558
East Africa	13-Mar-20	1,016,411	3,994	5,250	-1,256	22,202	155	187	-32	835,515	5,181	5,424	-243	133,223	-1,384	-2,350	966	14,095,694	37,539
North Africa	14-Feb-20	2,603,962	12,943	14,027	-1,084	71,018	642	642	0	2,383,864	18,530	16,771	1,759	149,080	-6,229	-4,987	-1,242	21,201,629	102,703
Southern Africa	5-Mar-20	4,000,663	9,700	6,123	3,577	112,729	230	320	-90	3,837,524	18,186	7,299	10,887	50,410	-8,716	-5,746	-2,970	29,264,409	137,273
West Africa	28-Feb-20	664,615	2,127	2,644	-517	9,720	60	36	24	642,610	3,192	2,749	443	12,285	-1,125	-5,089	3,964	10,735,670	27,028



..... 7-day moving average

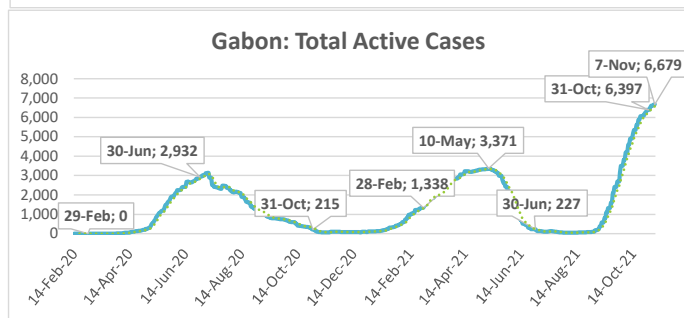
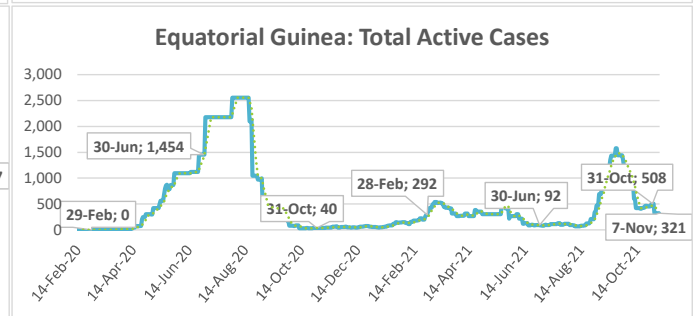
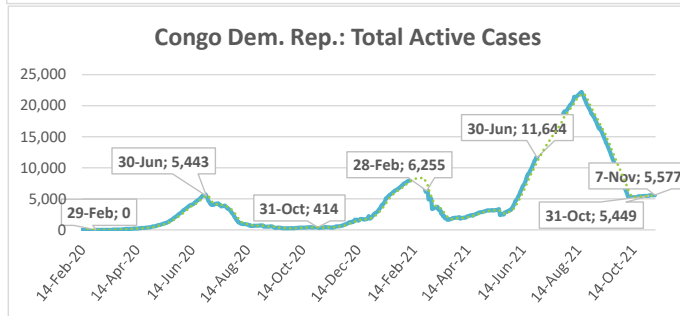
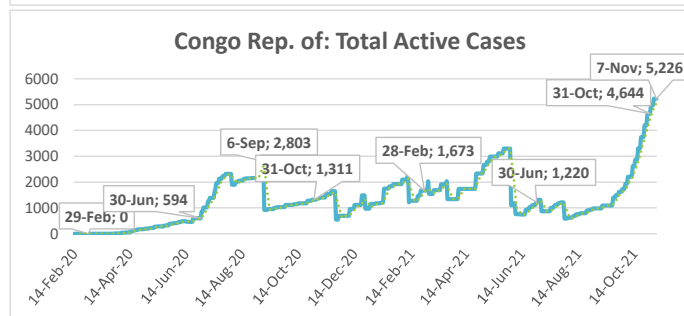
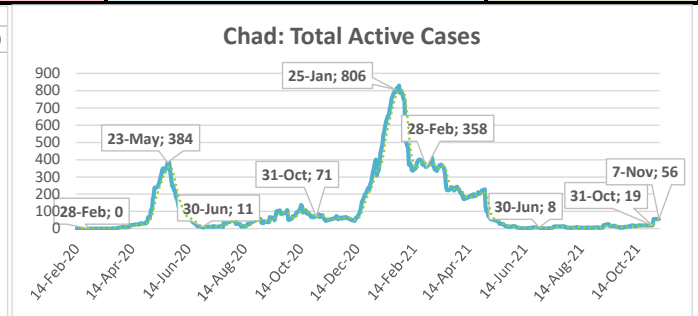
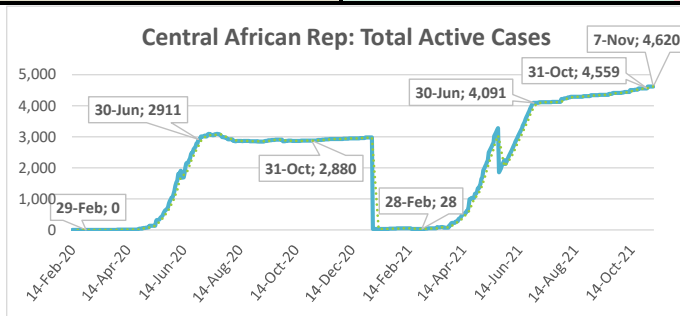
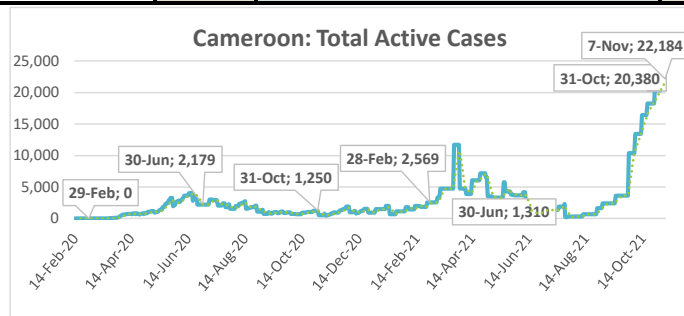
Central Africa

Highlights of the Covid-19 Situation in Central Africa for the Week Ending November 7, 2021

- **As of Sunday, November 7, 2021, the number of reported total cases in the Central Africa region reached 246,164.** The region reported 3,394 new cases during the week, which is a 20.9% decline compared to the preceding week. The total number of deaths reported since the start of the pandemic reached 3,823, of which 108 were new deaths during the week. The number of total recovered cases reached 197,678, of which 0.3% were newly recovered cases during the week. The total number of active cases stands at 44,663, indicating an increase of 2,707 cases during the week. The weekly increase in the number of active cases in the region is mainly attributable to Cameroon.
- **Cameroon accounted for 42.4% of the total cases reported in the region since the start of the pandemic and 54.5% of the new cases reported during the week.** Chad has recorded the lowest number of total cases in the Central region since the start of the pandemic at 5,107.
- **The average case fatality rate (CFR) for the region stands at 1.6%. The highest CFR in the region was reported in Chad at 3.4% and the lowest in Gabon at 0.7%.**

Summary of COVID-19 tracking in Central Africa: Situation for the week ending 7 November 2021

	Date of first case	Cases				Deaths				Recovered				Active				Test	
		Total cases	New cases for the week of	New cases for the week of	Weekly change	Total deaths	New deaths for the week of	New deaths for the week of	Weekly change from Previous week	Total Recovered	New recovered for the week of	New recovered for the week of	Weekly change from Previous week	Active cases	New active for the week of	New active for the week of	Weekly change from Previous week	Total tests	Tests Per million People
			7 Nov.	31 Oct.			7 Nov.	31 Oct.			7 Nov.	31 Oct.			7 Nov.	31 Oct.			
Central Africa	6-Mar-20	246,164	3,394	4,289	-895	3,823	108	124	-16	197,678	579	733	-154	44,663	2,707	3,684	-977	4,623,565	31,558
Cameroon	6-Mar-20	104,348	1,849	2,210	-361	1,731	45	86	-41	80,433	0	0	0	22,184	1,804	1,837	-33	2,116,378	79,725
Central African Rep.	15-Mar-20	11,579	61	0	61	100	0	0	0	6,859	0	0	0	4,620	61	49	12	69,713	14,434
Chad	19-Mar-20	5,107	40	0	40	175	1	0	1	4,876	2	0	2	56	37	0	37	171,194	10,422
Congo Rep. of	15-Mar-20	17,944	621	915	-294	297	39	19	20	12,421	0	0	0	5,226	582	877	-295	260,067	47,130
Congo Dem. Rep.	10-Mar-20	57,605	135	38	97	1,098	7	0	7	50,930	0	0	0	5,577	128	161	-33	416,445	4,650
Equatorial Guinea	14-Mar-20	13,407	39	202	-163	168	1	4	-3	12,918	225	154	71	321	-187	43	-230	245,610	175,062
Gabon	12-Mar-20	36,174	649	924	-275	254	15	15	0	29,241	352	579	-227	6,679	282	717	-435	1,344,158	603,917



.....: 7-day moving average

East Africa

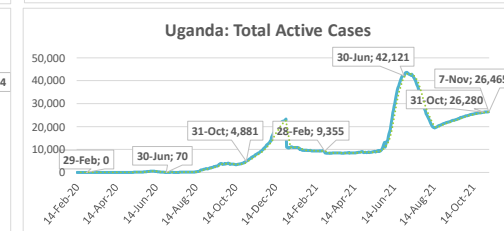
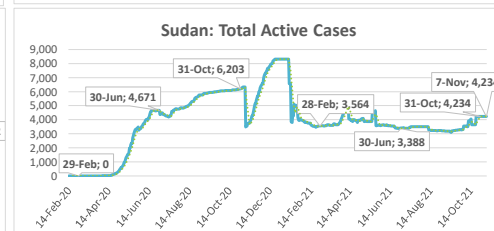
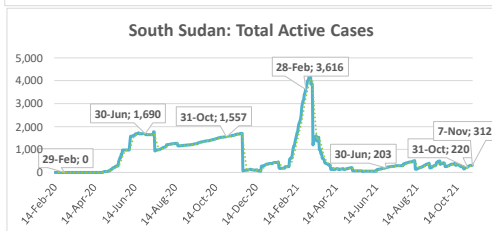
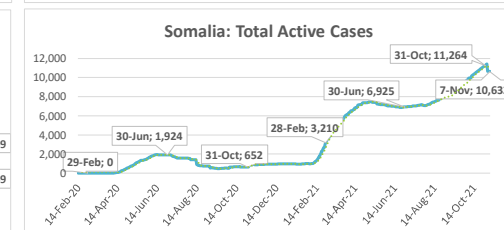
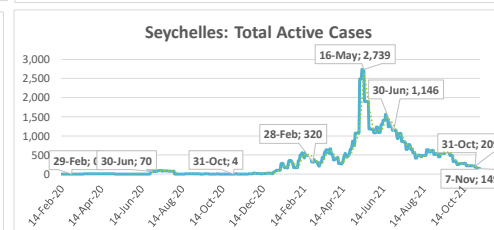
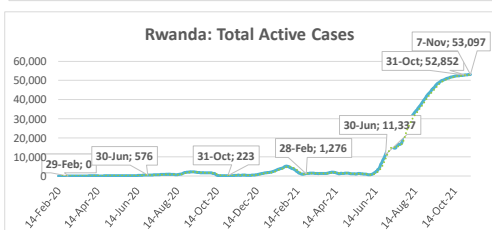
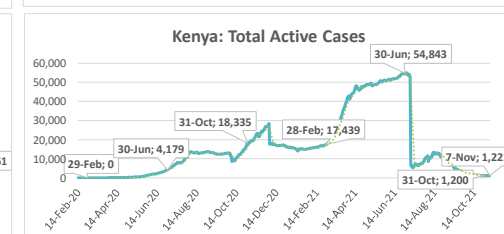
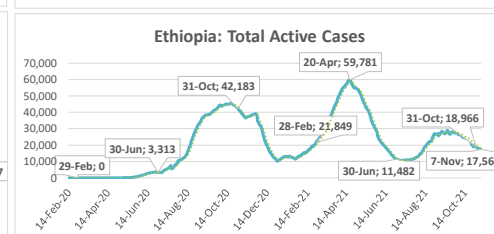
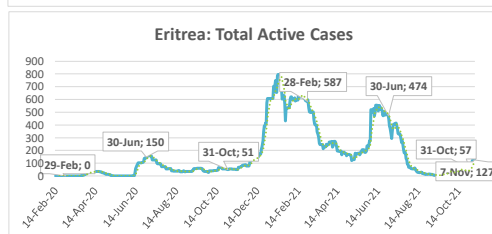
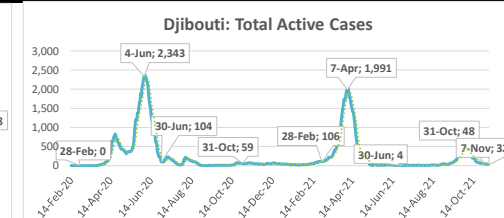
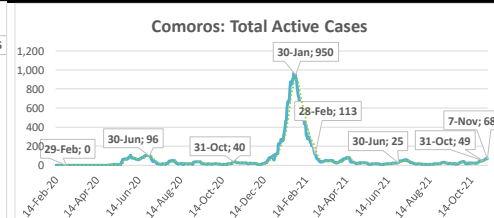
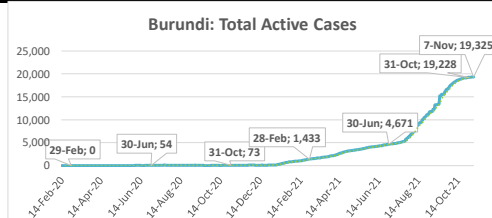
Highlights of the Covid-19 Situation in East Africa for the Week Ending November 7, 2021

- **As of Sunday, November 7, 2021, the number of total cases in the East Africa region reached 1,016,411.** The region reported 3,994 new cases in the week, which is a 23.9% decline compared to the preceding week. The total number of deaths reported reached 22,202, of which 155 were new deaths during the week. The number of total recovered cases reached 835,515¹, of which 0.6% were newly recovered cases during the week. The total number of active cases stands at 133,223, indicating a decline of 1,384 cases in the week. The weekly decline in the number of active cases in the region is mainly attributable to Ethiopia.
- **Ethiopia accounted for 36.1% of the total cases reported in the region since the start of the pandemic and 51.2% of the new cases reported in the region during the week.** Comoros has reported the lowest number of total cases in the region since the start of the pandemic at 4,315.
- **The average case fatality rate (CFR) for the region stands at 2.2%. The highest CFR in the region was reported in Sudan at 7.7% and the lowest in Seychelles at 0.5%.**

¹ Burundi has not been publishing new data on recovered cases and deaths since 6 January 21, hence is excluded from CFR comparison.

Summary of COVID-19 tracking in East Africa: Situation for the week ending 7 November 2021

	Date of first case	Cases				Deaths				Recovered				Active				Test	
		Total cases	New cases for the week of	New cases for the week of	Weekly change	Total deaths	New deaths for the week of	New deaths for the week of	Weekly change from Previous week	Total Recovered	New recovered for the week of	New recovered for the week of	Weekly change from Previous week	Active cases	New active for the week of	New active for the week of	Weekly change from Previous week	Total tests	Tests Per million People
			7 Nov.	31 Oct.			7 Nov.	31 Oct.			7 Nov.	31 Oct.			7 Nov.	31 Oct.			
East Africa	13-Mar-20	1,016,411	3,994	5,250	-1,256	22,202	155	187	-32	835,515	5,181	5,424	-243	133,223	1,384	2,350	966	14,095,694	37,539
Burundi	31-Mar-20	20,136	97	130	-33	38	0	0	0	773	0	0	0	19,325	97	249	-152	821,961	69,126
Comoros	2-May-20	4,315	56	54	2	147	0	0	0	4,100	37	26	11	68	19	-2	21	6,227	7,161
Djibouti	18-Mar-20	13,491	13	27	-14	186	5	0	5	13,273	24	42	-18	32	-16	-93	77	239,062	241,966
Eritrea	21-Mar-20	6,948	114	42	72	46	1	0	1	6,775	43	24	19	127	70	-13	83	23,693	6,681
Ethiopia	13-Mar-20	367,210	2,043	2,832	-789	6,542	83	101	-18	343,107	3,365	4,326	-961	17,561	1,405	3,507	2,102	3,739,102	32,524
Kenya	13-Mar-20	253,833	523	638	-115	5,312	31	24	7	247,300	471	555	-84	1,221	21	415	436	2,738,700	50,932
Rwanda	14-Mar-20	99,947	249	324	-75	1,334	3	11	-8	45,516	1	4	-3	53,097	245	217	28	3,222,080	248,767
Seychelles	15-Mar-20	22,381	138	141	-3	119	0	0	0	22,113	198	149	49	149	-60	-67	7	21,504	218,654
Somalia	16-Mar-20	22,693	228	399	-171	1,294	20	35	-15	10,767	840	0	840	10,632	-632	368	-1,000	329,200	20,713
South Sudan	5-Apr-20	12,453	92	82	10	133	0	0	0	12,008	0	119	-119	312	92	-71	163	252,552	22,562
Sudan	13-Mar-20	40,238	0	0	0	3,099	0	0	0	32,905	0	0	0	4,234	0	594	-594	562,941	12,838
Tanzania	16-Mar-20	26,196	42	120	-78	725	0	1	-1	297,169	4,975
Uganda	21-Mar-20	126,570	399	461	-62	3,227	12	15	-3	96,878	202	179	23	26,465	185	390	-205	1,841,503	40,259



.....: 7-day moving average

North Africa

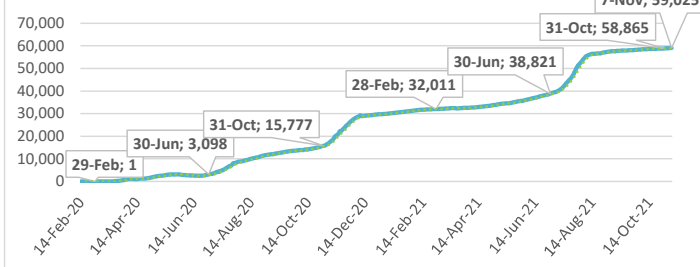
Highlights of the Covid-19 Situation in North Africa for the Week Ending November 7, 2021

- **As of Sunday, November 7, 2021, the number of total cases in the North Africa region reached 2,603,962.** The region reported 12,943 new cases in the week, which is a 7.7% decline compared to the preceding week. The total number of deaths reported reached 71,018, of which 642 were new deaths during the week. The number of total recovered cases reached 2,383,864, of which 0.8% were newly recovered cases during the week. The total number of active cases stands at 149,080, indicating a decline of 6,229 cases during the week. The weekly decline in the number of active cases in the region is mainly attributable to Libya.
- **Morocco accounted for 36.4% of the total cases reported in the region since the start of the pandemic, while Egypt accounted for 50.0% of the new cases in the region during the week.** Mauritania has reported the lowest number of total cases in the region since the start of the pandemic which have accumulated to a total of 37,703.
- **The average case fatality rate (CFR) for the region currently stands at 2.7%. The highest CFR in the region was recorded in Egypt at 5.7% and the lowest in Libya at 1.4%.**

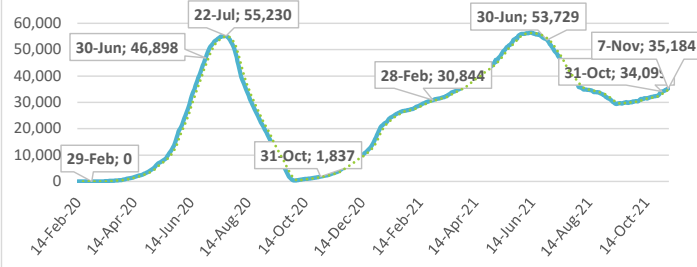
Summary of COVID-19 tracking in North Africa: Situation for the week ending 7 November 2021

	Date of first case	Cases				Deaths				Recovered				Active				Test	
		Total cases	New cases for the week of	New cases for the week of	Weekly change	Total deaths	New deaths for the week of	New deaths for the week of	Weekly change from Previous week	Total Recovered	New recovered for the week of	New recovered for the week of	Weekly change from Previous week	Active cases	New active for the week of	New active for the week of	Weekly change from Previous week	Total tests	Tests Per million People
			7 Nov.	31 Oct.			7 Nov.	31 Oct.			7 Nov.	31 Oct.			7 Nov.	31 Oct.			
North Africa	14-Feb-20	2,603,962	12,943	14,027	-1,084	71,018	642	642	0	2,383,864	18,530	16,771	1,759	149,080	-6,229	-4,987	-1,242	21,201,629	102,703
Algeria	26-Feb-20	207,156	704	630	74	5,945	25	30	-5	142,186	519	472	47	59,025	160	81	79	230,861	5,265
Egypt	14-Feb-20	337,485	6,468	6,398	70	19,076	425	366	59	283,225	4,958	4,260	698	35,184	1,085	684	401	5,381,274	52,585
Libya	25-Mar-20	360,914	3,576	3,712	-136	5,207	108	93	15	306,720	9,725	8,825	900	48,987	-6,257	-5,125	-1,132	1,817,317	264,480
Mauritania	14-Mar-20	37,703	383	365	18	801	4	5	-1	36,206	257	279	-22	696	122	50	72	488,283	105,015
Morocco	5-Mar-20	947,396	1,251	1,868	-617	14,713	45	56	-11	928,641	2,208	2,206	2	4,042	-1,002	-522	-480	10,186,270	275,972
Tunisia	5-Mar-20	713,308	561	1,054	-493	25,276	35	92	-57	686,886	863	729	134	1,146	-337	-155	-182	3,097,624	262,097

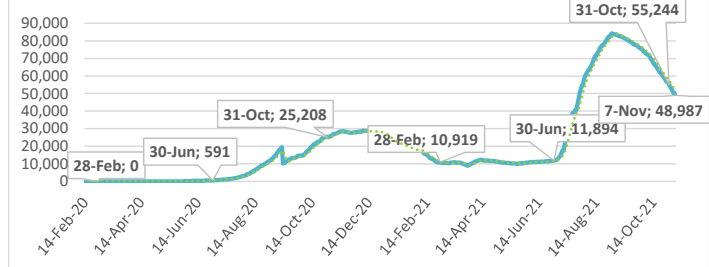
Algeria: Total Active Cases



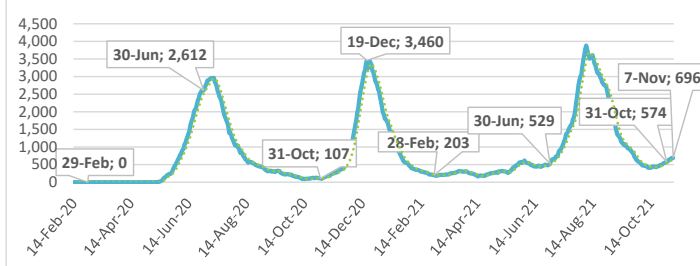
Egypt: Total Active Cases



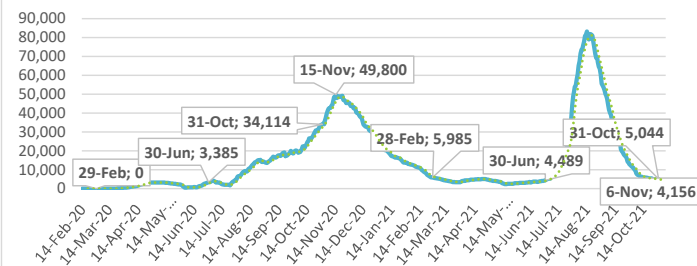
Libya: Total Active Cases



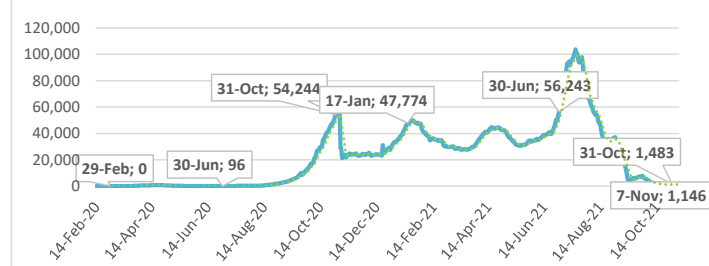
Mauritania: Total Active Cases



Morocco: Total Active Cases



Tunisia: Total Active Cases



.....: 7-day moving average

Southern Africa

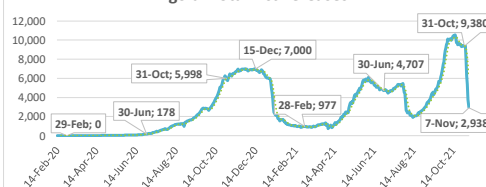
Highlights of the Covid-19 Situation in Southern Africa for the Week Ending November 7, 2021

- **As of Sunday, November 7, 2021, the number of total cases in the Southern Africa region reached 4,000,663.** The region reported 9,700 new cases in the week, which is a 58.4% increase compared to the preceding week. The total number of deaths reported reached 112,729, of which 230 were new deaths during the week. The total number of recovered cases reached 3,837,524, of which 0.5% were newly recovered cases during the week. The total number of active cases stands at 50,410, indicating a decline of 8,716 cases in the week. The weekly decline in the number of active cases in the region is mainly attributable to Angola followed by South Africa.
- **South Africa accounted for 73.1% of the total cases reported in the region since the start of the pandemic, while Botswana accounted for 65.4% of the new cases in the region during the week.** São Tomé & Príncipe has the lowest number of total cases reported in the region at 3,729.
- **The average case fatality rate (CFR) for the region stands at 2.8%. The highest CFR in the region was reported in Malawi at 3.7% and the lowest in Mauritius at 1.1%.**

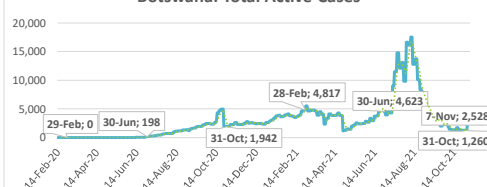
Summary of COVID-19 tracking in Southern Africa: Situation for the week ending 7 November 2021

	Date of first case	Cases				Deaths				Recovered				Active				Test	
		Total cases	New cases for the week of	New cases for the week of	Weekly change	Total deaths	New deaths for the week of	New deaths for the week of	Weekly change from Previous week	Total Recovered	New recovered for the week of	New recovered for the week of	Weekly change from Previous week	Active cases	New active for the week of	New active for the week of	Weekly change from Previous week	Total tests	Tests Per million People
			7 Nov.	31 Oct.			7 Nov.	31 Oct.			7 Nov.	31 Oct.			7 Nov.	31 Oct.			
Southern Africa	5-Mar-20	4,000,663	9,700	6,123	3,577	112,729	230	320	-90	3,837,524	18,186	7,299	10,887	50,410	-8,716	-5,746	-2,970	29,264,409	137,273
Angola	27-Mar-20	64,674	241	572	-331	1,720	10	13	-3	60,016	6,673	827	5,846	2,938	-6,442	-904	-5,538	1,133,560	34,490
Botswana	16-Mar-20	192,935	6,341	1,675	4,666	2,407	1	10	-9	188,000	5,072	1,741	3,331	2,528	1,268	-10	-1,278	1,828,618	777,597
Eswatini	14-Mar-20	46,457	36	37	-1	1,244	2	1	1	45,167	38	87	-49	46	-4	-117	-113	389,690	335,892
Lesotho	13-May-20	21,685	50	48	2	659	1	2	-1	12,804	319	296	23	8,222	-270	-136	-134	243,604	113,714
Madagascar	20-Mar-20	43,632	6	4	2	964	4	2	2	41,322	0	0	0	1,346	2	6	-4	261,430	9,441
Malawi	2-Apr-20	61,815	19	39	-20	2,302	1	5	-4	58,002	689	182	507	1,511	-671	-269	-402	428,944	22,423
Mauritius	18-Mar-20	18,314	616	651	-35	199	33	18	15	1,854	0	0	0	16,261	583	407	-176	359,627	282,777
Mozambique	27-Mar-20	151,368	76	67	9	1,934	4	2	2	149,299	90	549	-458	135	-18	-352	-334	950,505	30,411
Namibia	14-Mar-20	129,009	82	103	-21	3,563	9	4	5	125,206	633	191	442	240	-560	-18	-542	759,213	298,796
São Tomé & Príncipe	6-Apr-20	3,729	15	17	-2	56	0	0	0	3,633	375	68	307	40	-360	-58	-302	27,649	126,160
South Africa	5-Mar-20	2,923,956	1,840	2,484	-644	89,332	155	252	-97	2,818,103	3,839	2,825	1,014	16,521	-2,154	-3,527	-1,373	18,724,313	315,709
Zambia	18-Mar-20	209,902	168	100	68	3,664	3	2	1	206,068	108	131	-23	170	57	-50	-107	2,629,496	143,032
Zimbabwe	25-Mar-20	133,187	210	326	-116	4,685	7	9	-2	128,050	350	402	-52	452	-147	-718	-571	1,527,760	102,790

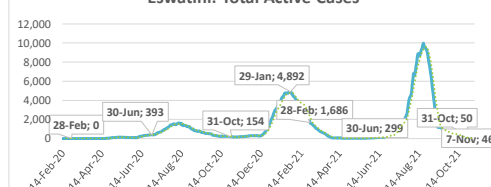
Angola: Total Active Cases



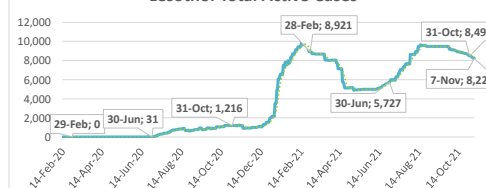
Botswana: Total Active Cases



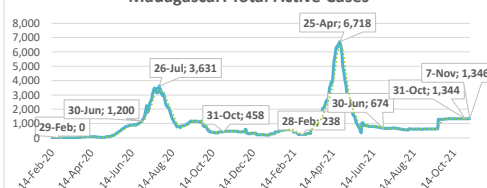
Eswatini: Total Active Cases



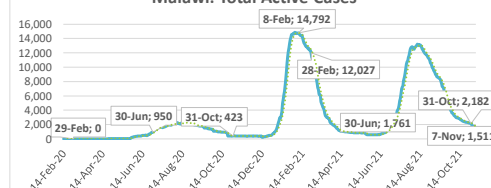
Lesotho: Total Active Cases



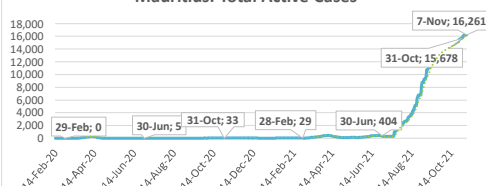
Madagascar: Total Active Cases



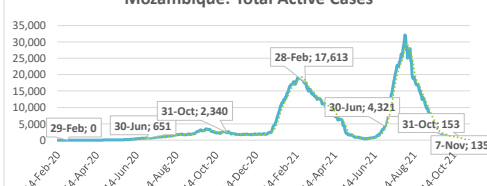
Malawi: Total Active Cases



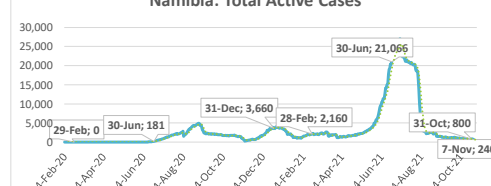
Mauritius: Total Active Cases



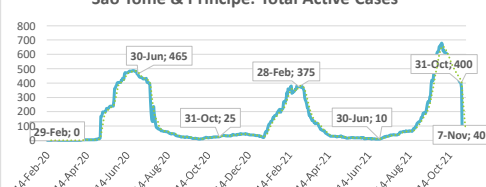
Mozambique: Total Active Cases



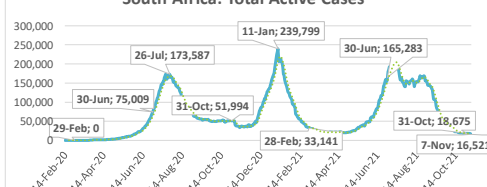
Namibia: Total Active Cases



São Tomé & Príncipe: Total Active Cases



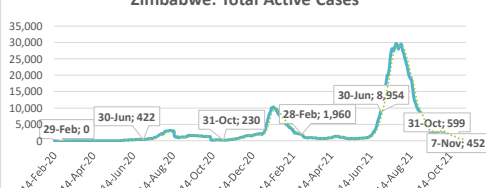
South Africa: Total Active Cases



Zambia: Total Active Cases



Zimbabwe: Total Active Cases



..... 7-day moving average

West Africa

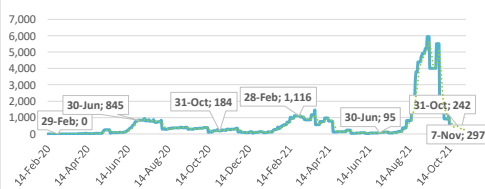
Highlights of the Covid-19 Situation in West Africa for the Week Ending November 7, 2021

- **As of Sunday, November 7, 2021, the number of total cases in the West Africa region reached 664,615.** The region reported 2,127 new cases during the week, which is a 19.6% decline compared to the new cases reported in the preceding week. The total number of deaths reported reached 9,720, of which 60 were new deaths during the week. The number of total recovered cases reached 642,610, of which 0.5% were newly recovered cases during the week. The total number of active cases stands at 12,285, indicating a decline of 1,125 cases in the week. The weekly decline in the number of active cases in the region is attributable to Nigeria, Ghana, Togo, Guinea-Bissau and Côte d'Ivoire
- **Nigeria accounted for 32.0% of the total cases reported in the West region since the start of the pandemic and 35.4% of the new cases in the region during the week.** Liberia has the lowest number of total cases in the region since the start of the pandemic with a total of 5,815.
- **The average case fatality rate (CFR) for the region stands at 1.5%. The highest CFR in the region was reported in Liberia at 4.9% and the lowest in Benin at 0.6%.**

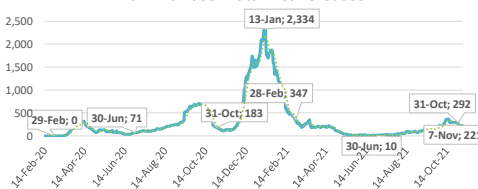
Summary of COVID-19 tracking in West Africa: Situation for the week ending 7 November 2021

	Date of first case	Cases				Deaths				Recovered				Active				Test	
		Total cases	New cases for the week of	New cases for the week of	Weekly change	Total deaths	New deaths for the week of	New deaths for the week of	Weekly change from Previous week	Total Recovered	New recovered for the week of	New recovered for the week of	Weekly change from Previous week	Active cases	New active for the week of	New active for the week of	Weekly change from Previous week	Total tests	Tests Per million People
			7 Nov.	31 Oct.			7 Nov.	31 Oct.			7 Nov.	31 Oct.			7 Nov.	31 Oct.			
West Africa	28-Feb-20	664,615	2,127	2,644	-517	9,720	60	36	24	642,610	3,192	2,749	443	12,285	-1,125	-5,089	3,964	10,735,670	27,028
Benin	16-Mar-20	24,804	55	189	-134	161	0	0	0	24,346	0	375	-375	297	55	0	55	604,310	49,847
Burkina Faso	9-Mar-20	15,103	310	0	310	221	7	0	7	14,661	374	0	374	221	-71	-75	4	259,495	12,414
Cabo Verde	20-Mar-20	38,256	41	75	-34	349	0	0	0	37,804	96	256	-160	103	-55	-73	18	365,201	656,852
Côte d'Ivoire	11-Mar-20	61,421	124	119	5	699	4	5	-1	60,251	236	270	-34	471	-116	-166	50	1,092,753	41,426
Gambia, The	18-Mar-20	9,973	8	9	-1	341	1	1	0	9,618	7	8	-1	14	0	7	-7	118,928	49,212
Ghana	12-Mar-20	130,391	314	272	42	1,188	13	5	8	127,702	581	582	-1	1,501	-280	-432	152	1,873,852	60,305
Guinea	13-Mar-20	30,681	28	27	1	385	0	0	0	29,571	55	82	-27	725	-27	-147	120	567,389	43,204
Guinea-Bissau	27-Mar-20	6,150	16	3	13	143	2	0	2	5,737	149	128	21	270	-135	-63	-72	103,820	52,754
Liberia	16-Mar-20	5,815	3	1	2	287	0	0	0	5,458	0	0	0	70	3	7	-4	139,824	27,646
Mali	25-Mar-20	16,371	298	225	73	576	13	5	8	14,739	80	83	-3	1,056	205	130	75	462,716	22,849
Niger	20-Mar-20	6,490	124	112	12	220	7	6	1	6,122	126	77	49	148	-9	20	-29	174,667	7,216
Nigeria	28-Feb-20	212,713	752	1,501	-749	2,906	10	14	-4	204,379	1,258	742	516	5,428	-516	-4,119	3,603	3,340,313	16,204
Senegal	27-Mar-20	73,935	18	24	-6	1,880	2	0	2	72,043	24	26	-2	12	-8	-3	-5	848,428	50,671
Sierra Leone	31-Mar-20	6,398	1	0	1	121	0	0	0	4,395	1	0	1	1,882	0	0	0	228,496	28,644
Togo	6-Mar-20	26,114	35	87	-52	243	1	0	1	25,784	205	120	85	87	-171	-175	4	555,478	67,097

Benin: Total Active Cases



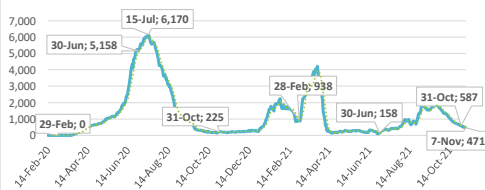
Burkina Faso: Total Active Cases



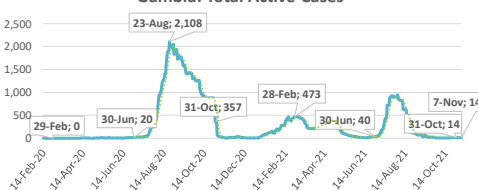
Cabo Verde: Total Active Cases



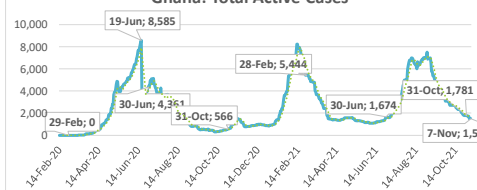
Côte d'Ivoire: Total Active Cases



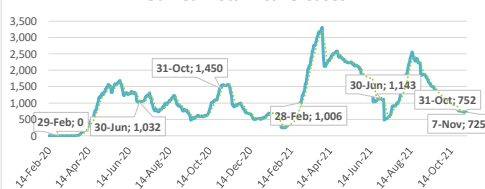
Gambia: Total Active Cases



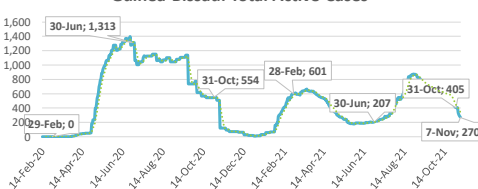
Ghana: Total Active Cases



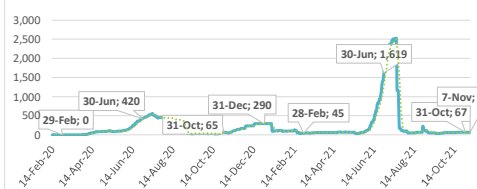
Guinea: Total Active Cases



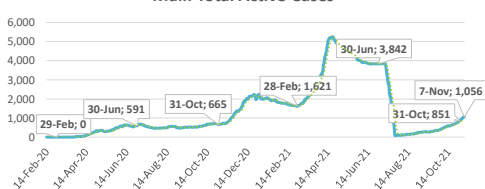
Guinea-Bissau: Total Active Cases



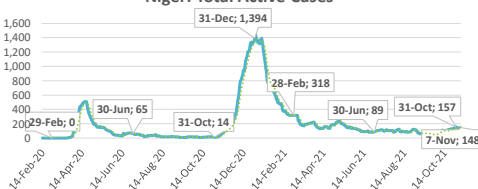
Liberia: Total Active Cases



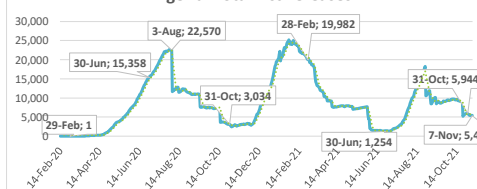
Mali: Total Active Cases



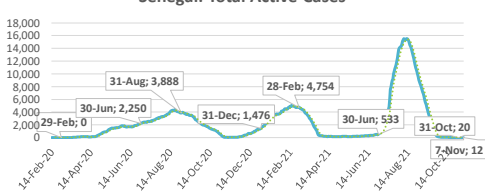
Niger: Total Active Cases



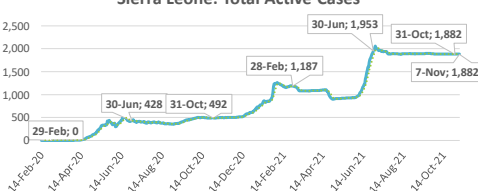
Nigeria: Total Active Cases



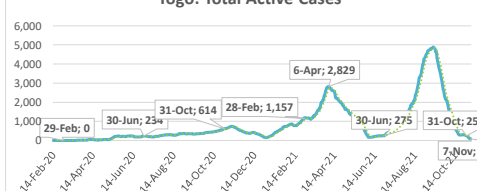
Senegal: Total Active Cases



Sierra Leone: Total Active Cases



Togo: Total Active Cases



.....: 7-day moving average