



## AFRICAN DEVELOPMENT BANK GROUP

---

### Weekly Data Flash on Covid-19 in Africa<sup>1</sup>:

*The situation as of Sunday, November 14, 2021*

Statistics Department (ECST)

---

<sup>1</sup> This briefing note has been prepared by Roza Mamuye Bora, Senior Statistician; Anouar Chaouch, Statistician; Soumaila Karambiri, Statistical Assistant; Regis Hauhouot Stephane, Statistical Assistant and Desire Lakpa Guy, Statistical Assistant; and Robert Maate, Chief Statistician under the supervision of Louis Kouakou, Division Manager ECST.1

# Contents

	Page
Highlights of the Covid-19 Situation in Africa as of November 14, 2021	1
Data Annexes: Africa	4
Highlights of the Covid-19 Situation in Central Africa as of November 14, 2021	6
Data Annexes: Central Africa	8
Highlights of the Covid-19 Situation in East Africa as of November 14, 2021	9
Data Annexes: East Africa	11
Highlights of the Covid-19 Situation in North Africa as of November 14, 2021	12
Data Annexes: North Africa	14
Highlights of the Covid-19 Situation in Southern Africa as of November 14, 2021	15
Data Annexes: Southern Africa	17
Highlights of the Covid-19 Situation in West Africa as of November 14, 2021	18
Data Annexes: West Africa	20

# Highlights of the Covid-19 Situation in Africa for the Week Ending November 14, 2021

## *Vaccinations: Status Update*

- **In the week ending November 14, 2021, over 227.5 million new Covid-19 vaccinations were administered globally, leading to an accumulated total of nearly 7.5 billion since the start of the program.** In terms of the geographical distribution, China accounts for 31.8% of the total number of Covid-19 vaccinations administered to date, followed by India at 15.0% and the USA at 5.9%.
- **The number of African countries with data on Covid-19 vaccinations stands at 51.** As of November 14, 2021, a total of 208,439,044<sup>1</sup> vaccinations had been administered in Africa, which represents 2.8% of total global vaccinations. Morocco accounts for 23.1% of the vaccinations carried out in Africa to date, followed by Egypt (14.7%) and South Africa (11.1%).

## *Covid-19 Testing in Africa*

- **As of Sunday, November 14, 2021, nearly 81.0 million tests for Covid-19 had been administered in Africa, of which more than 1.1 million were reported this week.** Nine countries collectively account for 66.6% of the tests conducted in Africa as of November 14, 2021 namely, South Africa (23.4%), Morocco (12.7%), Egypt (6.9%), Ethiopia (4.7%), Nigeria (4.2%), Rwanda (4.1%), Tunisia (3.9%), Kenya (3.4%) and Zambia (3.3%).
- **The average number of tests per 1 million people in Africa as of November 14, 2021 stands at 60,501, which is an increase of 1.3% compared to last week.** Botswana continues to lead on this indicator with 781,880 tests per 1 million people, followed by Cabo Verde (662,496), Gabon (613,459), Eswatini (339,886), South Africa (318,974) and Namibia (301,234).

## *Confirmed, New and Active Global Covid-19 Cases*

- **Globally, the total number of confirmed Covid-19 cases since the start of the pandemic reached 253,320,523, of which 90.4% have recovered.** The majority of cases (31.8%) occurred in Asia, followed by Europe (26.9%), North America (22.6%), South America (15.2%) and Africa (3.4%).
- **The number of new cases reported globally in the review week amounted to 3,454,483, indicating a 9.1% increase compared to the new cases recorded in the preceding week.**
- **The number of global deaths due to Covid-19 reached 5,100,346, of which 51,338 were recorded in the week ending November 14, 2021; this was 3.9% higher than the number of deaths recorded in the previous week.** The number of global active cases increased by 504,241 cases in the week under review making a total of 19,242,352 as of November 14, 2021.

---

<sup>1</sup> The vaccination figures indicate the total number of vaccines administered regardless of how many doses one received.

- **Africa makes 3.4% of the total global cases, 4.3% of deaths, 3.5% of recovered cases and 1.9% of active cases as of November 14, 2021, as detailed below.**

### *Confirmed, New and Active Covid-19 Cases in Africa*

- **As of November 14, 2021, the total number of confirmed cases in Africa reached 8,558,795<sup>2</sup>,** 69.3% of which were in seven countries, namely South Africa (34.2%), Morocco (11.1%), Tunisia (8.4%), Ethiopia (4.3%), Libya (4.3%), Egypt (4.0%) and Kenya (3.0%). The five countries with the lowest total number of reported cases were São Tomé & Príncipe, Comoros, Chad, Liberia, and Sierra Leone, with cases ranging between 3,731 in São Tomé & Príncipe and 6,400 in Sierra Leone, collectively accounting for 0.3% of the confirmed cases in Africa. Considering population size, Seychelles, Botswana, Cabo Verde, Tunisia and Libya are the five countries with the highest number of confirmed cases per million people with rates ranging from 228,201 in Seychelles to 52,184 in Libya.
- **In the week under review, a total of 25,311 new cases were reported in Africa,** which is a 21.1% decline compared to the previous week. These new cases in Africa account for 0.7% of the weekly new cases recorded globally. The North Africa region accounted for 50.9% of the weekly new cases in Africa, followed by Southern Africa (16.4%), East Africa (14.0%), Central Africa (11.3%) and West Africa (7.5%).
- **The total number of active cases in Africa declined by 14,410 cases to 359,192 in the week under review.** Currently, eight countries collectively account for 75.0% of the active cases in Africa, namely Algeria (16.5%), Rwanda (14.8%), Libya (11.8%), Egypt (10.2%), Uganda (7.4%), Ethiopia (4.9%), South Africa (4.7%) and Mauritius (4.7%).
- **From a regional perspective, all regions except East Africa recorded declines in active cases during the week.**

### *Deaths and the Case Fatality Rates in Africa*

- **As of November 14, 2021, a total of 220,653 deaths had been reported in Africa since the start of the pandemic,** of which 51.2% were in Southern Africa, 32.5% in North Africa, 10.1% in East Africa, 4.5% in West Africa and 1.8% in Central Africa. The five countries with the highest number of reported deaths due to Covid-19 since the start of the pandemic are South Africa, Tunisia, Egypt, Morocco and Ethiopia, ranging between 89,484 in South Africa and 6,623 in Ethiopia. A total of 1,161 new deaths were reported in Africa in the week under review, which is a decline of 2.8% compared to the preceding week.
- **The case fatality rate (CFR), i.e. deaths per confirmed cases for Africa, stands at 2.6%, which is higher than the global CFR rate of 2.0%.** Regionally, West Africa has the lowest CFR at 1.5%, followed by Central Africa at 1.6%, East Africa at 2.2%, North Africa at 2.7% and Southern Africa at 2.8%. As of November 14, 2021, nineteen African countries recorded CFRs higher than the African average with the highest in Sudan at 7.7%, followed by Egypt (5.7%),

---

<sup>2</sup> Sudan has not released new data for the past three weeks. Chad and Tanzania have not Released new data for this week.

Somalia (5.7%), Liberia (4.9%), Malawi (3.7%), Mali (3.5%), Niger (3.5%), Zimbabwe (3.5%), Tunisia (3.5%), Comoros (3.4%), Chad (3.4%), The Gambia (3.4%), South Africa (3.1%), Lesotho (3.0%), Algeria (2.9%), Namibia (2.8%), Tanzania (2.8%), Eswatini (2.7%) and Angola (2.7%).

### *Recovery Rates in Africa*

- **As of November 14, 2021, the number of recovered cases in Africa reached 7,953,479, representing 92.9% of its total confirmed cases<sup>3</sup>.** Regionally, the recovery rates stand at 96.9% for West Africa, 96.0% for Southern Africa, 91.8% for North Africa, 88.7% for Central Africa and 82.2% for East Africa. In the week under review, 38,560 newly recovered cases were reported.

---

<sup>3</sup> Burundi has not been publishing new data on recovered cases and deaths since 6 January 21.

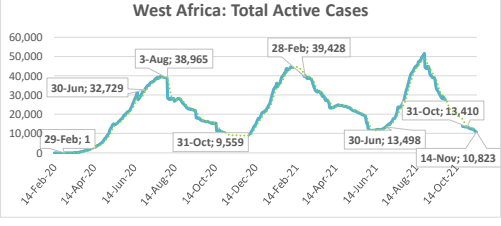
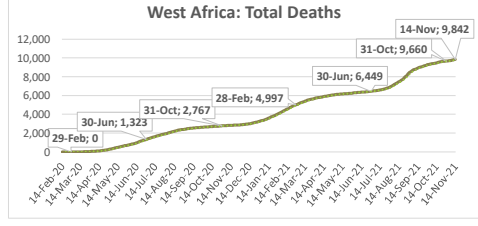
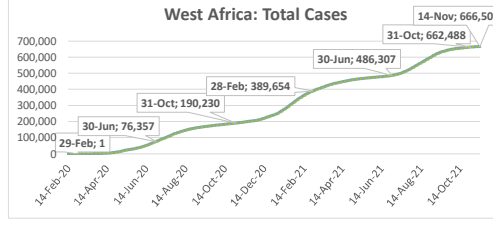
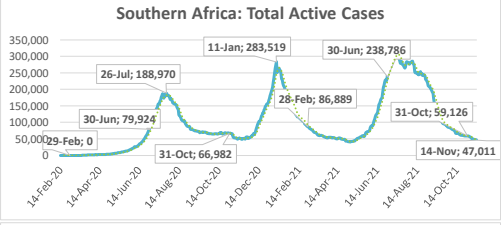
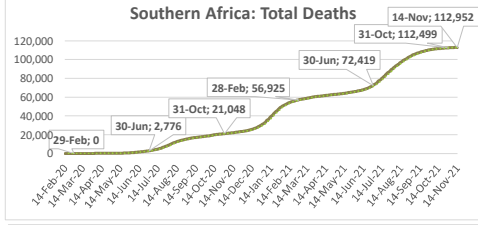
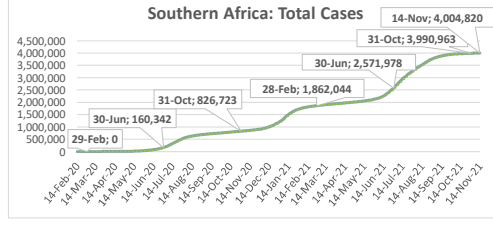
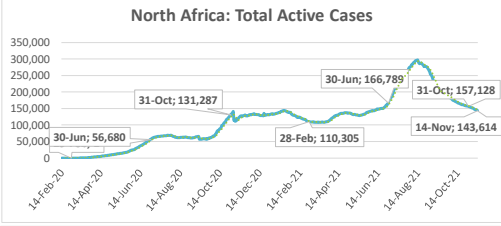
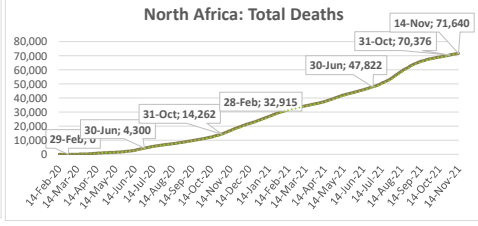
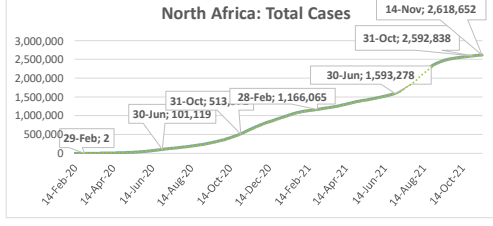
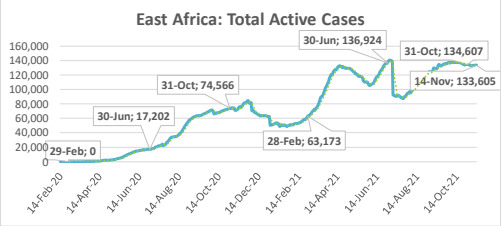
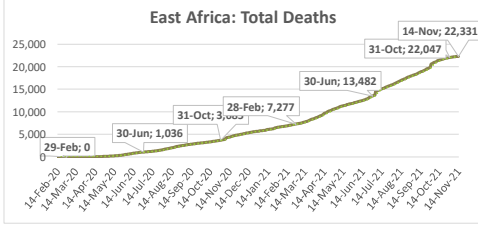
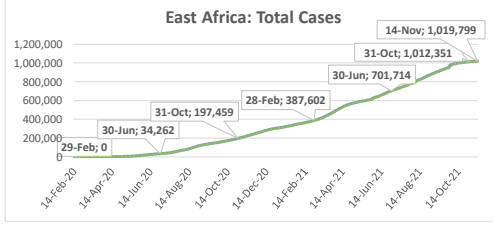
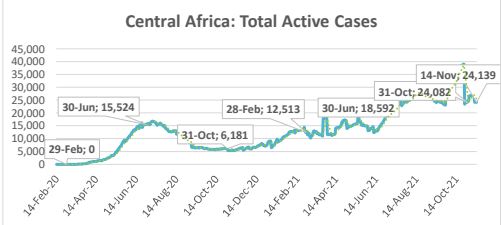
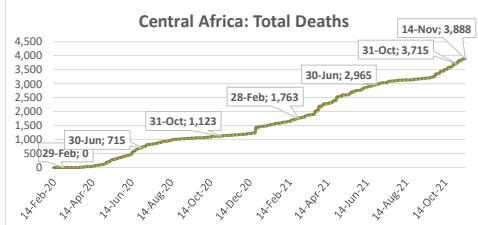
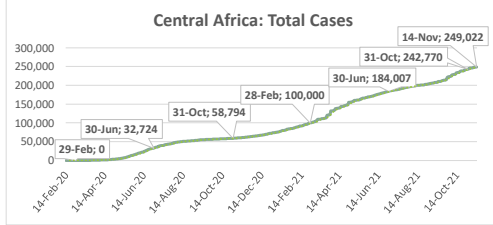
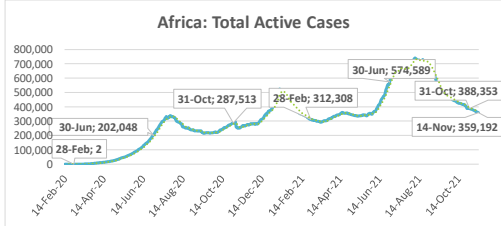
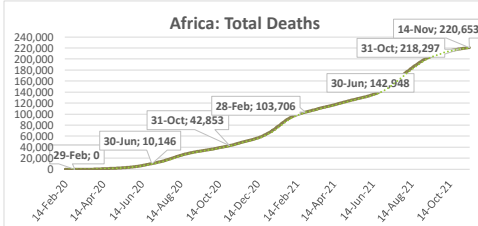
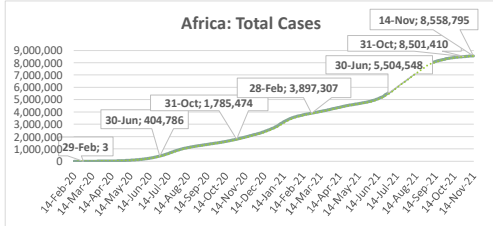
Status of Vaccinations Administered in Africa and Selected Global Countries for the Week Ending 7 November 2021					
	Vaccinations				
	Total vaccinations	% of population vaccinated	New vaccinations for the week of	New vaccinations for the week of	Weekly change
			14 Nov.	7 Nov.	
World	7,491,794,548	96.1	227,533,595	224,236,027	3,297,568
AFRICA	208,439,044	15.6	7,321,708	11,506,250	-4,184,542
Algeria	11,316,115	26.3	91,472	75,923	15,549
Angola	7,246,966	22.0	599,041	483,706	115,335
Benin	347,270	2.9	36,949	32,707	4,242
Botswana	1,128,095	48.0	99,421	84,759	14,662
Burkina Faso	661,796	3.2	0	39,446	-39,446
Cabo Verde	526,891	94.8	15,263	7,194	8,069
Cameroon	510,324	1.9	6,474	487	5,987
Central African Rep	422,372	8.7	190	36,625	-36,435
Chad	234,030	1.4	7,187	2,663	4,524
Comoros	452,612	52.0	0	44,820	-44,820
Congo DRC	153,616	0.2	4,932	950	3,982
Congo Rep	585,492	10.6	76,241	99,235	-22,994
Côte d'Ivoire	3,541,785	13.4	308,838	88,904	219,934
Djibouti	92,097	9.3	0	0	0
Egypt	30,563,571	29.9	1,629,476	3,850,263	-2,220,787
Equatorial Guinea	438,465	31.3	5,283	5,076	207
Eswatini	286,670	24.7	7,264	5,883	1,381
Ethiopia	5,064,051	4.4	79,578	399,508	-319,930
Gabon	248,311	11.2	15,773	9,230	6,543
Gambia, The	267,263	11.1	1,643	10,675	-9,032
Ghana	3,188,114	10.3	85,718	122,630	-36,912
Guinea	2,457,520	18.7	93,735	90,305	3,430
Guinea Bissau	307,424	15.6	125,711	53,777	71,934
Kenya	5,893,466	11.0	269,236	398,102	-128,866
Lesotho	383,341	17.9	0	0	0
Liberia	438,563	8.7	0	29,549	-29,549
Libya	2,096,601	30.5	76,083	119,687	-43,604
Madagascar	197,001	0.7	0	0	0
Malawi	1,311,847	6.9	26,583	26,394	189
Mali	596,435	2.9	0	11,211	-11,211
Mauritania	1,694,010	36.4	68,207	69,558	-1,351
Mauritius	1,776,981	139.7	0	6,238	-6,238
Morocco	48,083,925	130.3	215,935	715,062	-499,127
Mozambique	7,459,438	23.9	873,688	1,804,457	-930,769
Namibia	708,735	27.9	0	51,140	-51,140
Niger	896,106	3.7	0	0	0
Nigeria	8,929,327	4.3	106,608	241,445	-134,837
Rwanda	6,765,616	52.2	764,858	373,332	391,526
Sao Tome	109,686	50.0	1,171	0	1,171
Senegal	1,961,144	11.7	0	0	0
Seychelles	170,530	173.4	644	3,365	-2,721
Sierra Leone	744,826	9.3	126,975	221,655	-94,680
Somalia	691,649	4.4	10,117	26,670	-16,553
South Africa	23,151,823	39.0	769,872	1,059,955	-290,083
South Sudan	151,245	1.4	10,827	10,667	160
Sudan	2,111,141	4.8	0	0	0
Togo	1,412,904	17.1	37,423	0	37,423
Tunisia	9,760,917	82.6	266,583	354,227	-87,644
Uganda	3,898,698	8.5	294,039	335,091	-41,052
Zambia	871,881	4.7	0	0	0
Zimbabwe	6,130,358	41.2	112,670	103,679	8,991
Americas					
Brazil	294,219,326	139.4	12,735,402	8,810,728	3,924,674
Canada	59,536,334	158.4	447,056	534,527	-87,471
U.S.A	439,034,461	133.8	8,106,837	10,269,941	-2,163,104
Asia					
China	2,382,133,000	170.4	60,031,000	53,740,000	6,291,000
India	1,123,736,983	82.2	38,626,824	26,620,726	12,006,098
Europe					
France	100,788,068	150.3	1,082,866	852,712	230,154
Germany	114,800,236	138.1	1,734,002	1,177,870	556,132
Israel	16,028,386	177.0	45,522	82,496	-36,974
U.K.	109,179,784	163.4	3,045,873	4,027,401	-981,528
Middle East					
Saudi Arabia	46,738,919	136.4	450,562	646,824	-196,262
U.A.E.	21,553,953	220.6	202,187	276,531	-74,344

Total of vaccinations

% of population vaccinated

# Summary of COVID-19 tracking in Africa: Situation for the week ending 14 November 2021

	Date of first case	Cases				Deaths				Recovered				Active				Test	
		Total cases	New cases for the week of	New cases for the week of	Weekly change from Previous week	Total deaths	New deaths for the week of	New deaths for the week of	Weekly change from Previous week	Total Recovered	New recovered for the week of	New recovered for the week of	Weekly change from Previous week	Active cases	New active for the week of	New active for the week of	Weekly change from Previous week	Total tests	Tests Per million People
			14 Nov.	7 Nov.			14 Nov.	7 Nov.			14 Nov.	7 Nov.			14 Nov.	7 Nov.			
World	31-Dec-19	253,320,523	3,454,483	3,167,113	287,370	5,100,346	51,338	49,398	1,940	228,977,825	2,898,904	2,717,580	181,324	19,242,352	504,241	448,357	55,884	4,063,241,708	521,276
Africa	14-Feb-20	8,558,795	25,311	32,074	-6,763	220,653	1,161	1,195	-34	7,953,479	38,560	45,588	-7,028	359,192	-14,410	-34,432	20,022	80,999,894	60,501
Central Africa	6-Mar-20	249,022	2,858	3,394	-536	3,888	65	108	-43	220,995	5,443	579	4,864	24,139	-2,650	-10,758	8,108	4,675,264	31,911
East Africa	13-Mar-20	1,019,799	3,538	3,910	-372	22,331	129	155	-26	838,392	3,038	5,086	-2,048	133,605	371	-2,830	3,201	14,294,947	38,070
North Africa	14-Feb-20	2,618,652	12,871	12,943	-72	71,640	622	642	-20	2,403,398	19,534	18,530	1,004	143,614	-7,285	-8,372	1,087	21,536,539	104,326
Southern Africa	5-Mar-20	4,004,820	4,157	9,700	-5,543	112,952	223	230	-7	3,844,857	7,318	18,201	-10,883	47,011	-3,384	-7,242	3,858	29,552,643	138,625
West Africa	28-Feb-20	666,502	1,887	2,127	-240	9,842	122	60	62	645,837	3,227	3,192	35	10,823	-1,462	-5,230	3,768	10,940,501	27,544



.....: 7-day moving average

---

---

# Central Africa

---

---

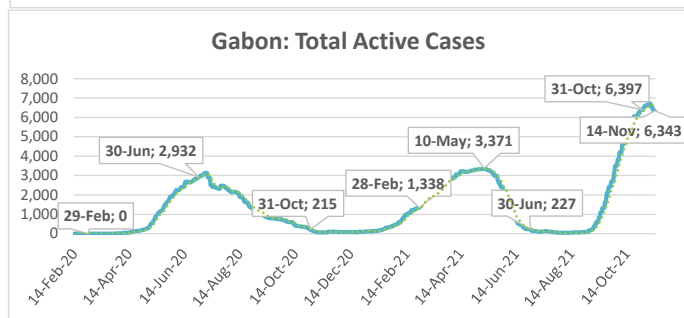
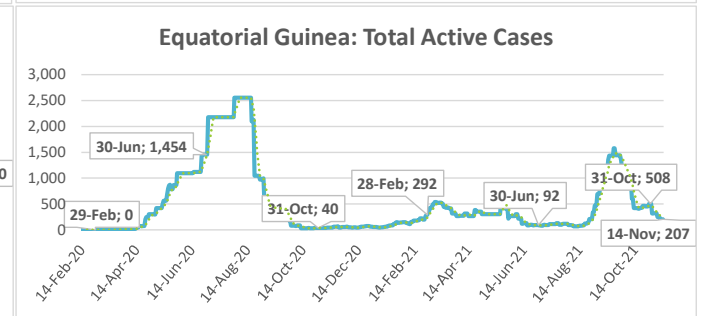
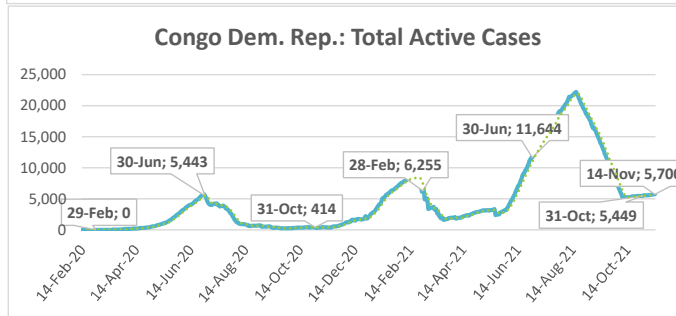
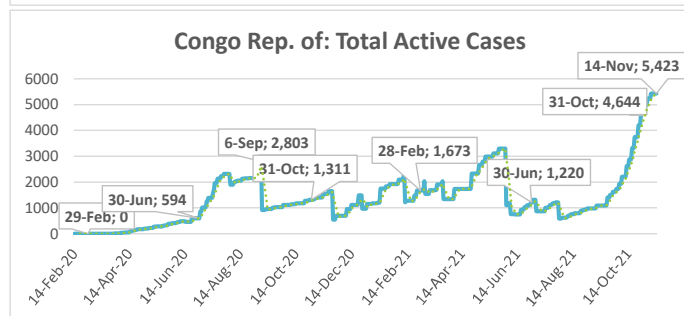
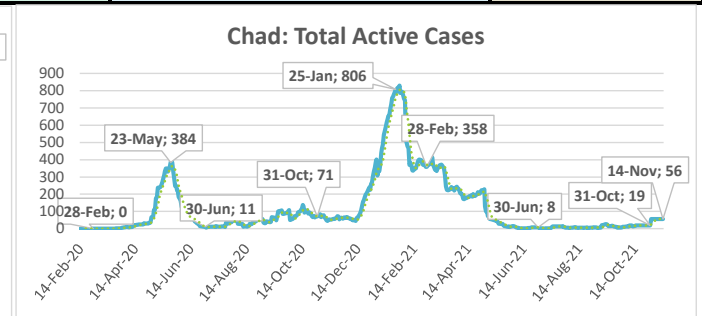
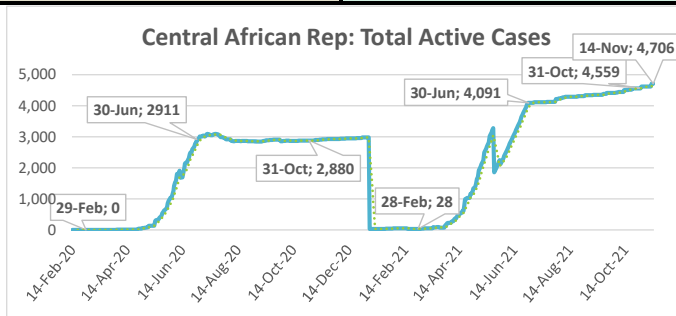
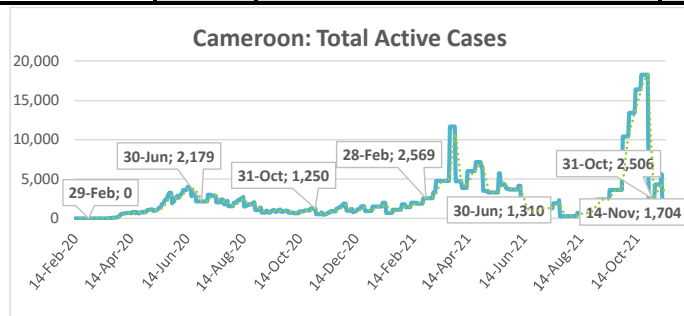


## **Highlights of the Covid-19 Situation in Central Africa for the Week Ending November 14, 2021**

- **As of Sunday, November 14, 2021, the number of reported total cases in the Central Africa region reached 249,022.** The region reported 2,858 new cases during the week, which is a 15.8% decline compared to the preceding week. The total number of deaths reported since the start of the pandemic reached 3,888, of which 65 were new deaths during the week. The number of total recovered cases reached 220,995, of which 2.5% were newly recovered cases recorded during the week. The total number of active cases stands at 24,139, indicating a decline of 2,650 cases during the week. The weekly decline in the number of active cases in the region is mainly attributable to Cameroon.
- **Cameroon accounted for 42.6% of the total cases reported in the region since the start of the pandemic and 64.5% of the new cases reported during the week.** Chad has recorded the lowest number of total cases in the Central region since the start of the pandemic at 5,107.
- **The average case fatality rate (CFR) based on cumulative total cases and deaths as of November 14, 2021, for the region, stands at 1.6%. The highest CFR in the region was reported in Chad at 3.4% and the lowest in Gabon at 0.7%.**

# Summary of COVID-19 tracking in Central Africa: Situation for the week ending 14 November 2021

	Date of first case	Cases				Deaths				Recovered				Active				Test	
		Total cases	New cases for the week of	New cases for the week of	Weekly change	Total deaths	New deaths for the week of	New deaths for the week of	Weekly change from Previous week	Total Recovered	New recovered for the week of	New recovered for the week of	Weekly change from Previous week	Active cases	New active for the week of	New active for the week of	Weekly change from Previous week	Total tests	Tests Per million People
			14 Nov.	7 Nov.			14 Nov.	7 Nov.			14 Nov.	7 Nov.			14 Nov.	7 Nov.			
Central Africa	6-Mar-20	249,022	2,858	3,394	-536	3,888	65	108	-43	220,995	5,443	579	4,864	24,139	-2,650	-10,758	8,108	4,675,264	31,911
Cameroon	6-Mar-20	106,190	1,842	1,849	-7	1,770	39	45	-6	102,716	4,409	0	4,409	1,704	-2,606	-13,913	11,307	2,116,378	79,725
Central African Rep.	15-Mar-20	11,666	87	61	26	101	1	0	1	6,859	0	0	0	4,706	86	49	37	70,370	14,570
Chad	19-Mar-20	5,107	0	40	-40	175	0	1	-1	4,876	0	2	-2	56	0	0	0	171,194	10,422
Congo Rep. of	15-Mar-20	18,153	209	621	-412	309	12	39	-27	12,421	0	0	0	5,423	197	1,773	-1,576	273,407	49,547
Congo Dem. Rep.	10-Mar-20	57,729	124	135	-11	1,099	1	7	-6	50,930	0	0	0	5,700	123	199	-76	428,804	4,788
Equatorial Guinea	14-Mar-20	13,485	78	39	39	168	0	1	-1	13,110	192	225	-33	207	-114	87	-201	249,714	177,988
Gabon	12-Mar-20	36,692	518	649	-131	266	12	15	-3	30,083	842	352	490	6,343	-336	1,047	-1,383	1,365,397	613,459



.....: 7-day moving average

---

---

# **East Africa**

---

---

## **Highlights of the Covid-19 Situation in East Africa for the Week Ending November 14, 2021**

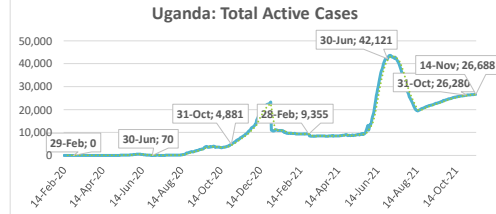
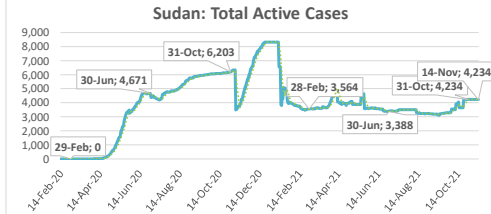
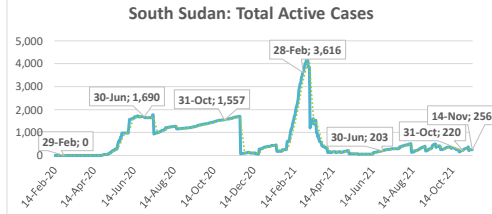
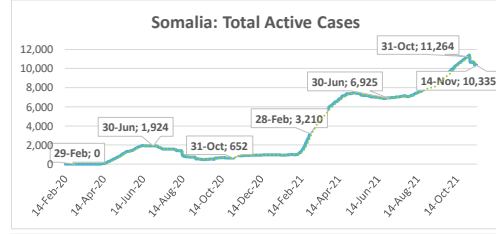
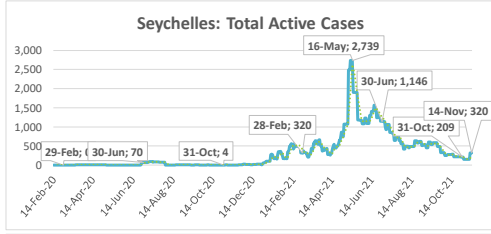
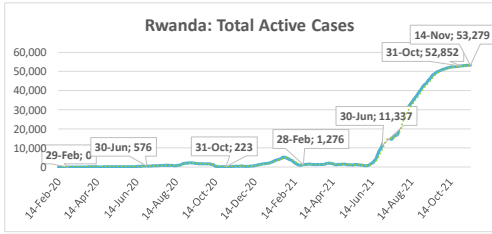
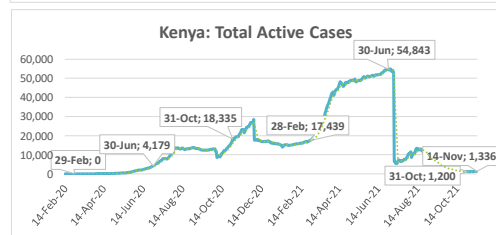
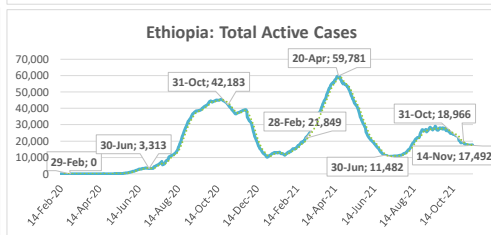
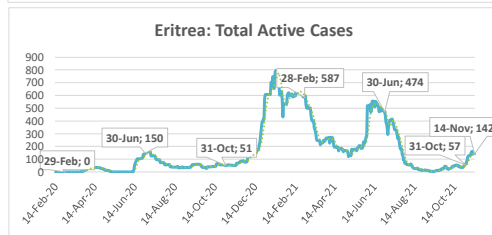
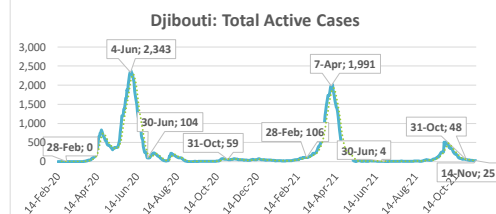
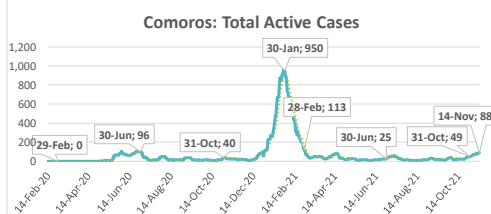
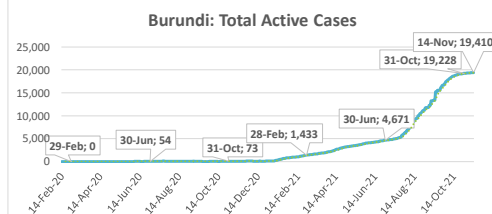
- **As of Sunday, November 14, 2021, the number of total cases in the East Africa region reached 1,019,799.** The region reported 3,538 new cases in the week, which is a 9.5% decline compared to the preceding week. The total number of deaths reported reached 22,331, of which 129 were new deaths during the week. The number of total recovered cases reached 838,392<sup>1</sup>, of which 0.4% were newly recovered cases during the week. The total number of active cases stands at 133,605, indicating an increase of 371 cases in the week. The weekly increase in the number of active cases in the region is mainly attributable to Rwanda, Seychelles and Kenya.
- **Ethiopia accounted for 36.2% of the total cases reported in the region since the start of the pandemic and 45.6% of the new cases reported in the region during the week.** Comoros has reported the lowest number of total cases in the region since the start of the pandemic at 4,388.
- **The average case fatality rate (CFR) based on cumulative total cases and deaths as of November 14, 2021, for the region, stands at 2.2%. The highest CFR in the region was reported in Sudan at 7.7% and the lowest in Seychelles at 0.5%.**

---

<sup>1</sup> Burundi has not been publishing new data on recovered cases and deaths since 6 January 21, hence is excluded from CFR comparison.

# Summary of COVID-19 tracking in East Africa: Situation for the week ending 14 November 2021

	Date of first case	Cases				Deaths				Recovered				Active				Test	
		Total cases	New cases for the week of	New cases for the week of	Weekly change	Total deaths	New deaths for the week of	New deaths for the week of	Weekly change from Previous week	Total Recovered	New recovered for the week of	New recovered for the week of	Weekly change from Previous week	Active cases	New active for the week of	New active for the week of	Weekly change from Previous week	Total tests	Tests Per million People
			14 Nov.	7 Nov.			14 Nov.	7 Nov.			14 Nov.	7 Nov.			14 Nov.	7 Nov.			
East Africa	13-Mar-20	1,019,799	3,538	3,910	-372	22,331	129	155	-26	838,392	3,038	5,086	-2,048	133,605	371	-2,830	3,201	14,294,947	38,070
Burundi	31-Mar-20	20,221	74	108	-34	38	0	0	0	773	0	0	0	19,410	74	379	-305	821,961	69,126
Comoros	2-May-20	4,388	73	56	17	149	2	0	2	4,151	51	37	14	88	20	26	-6	6,227	7,161
Djibouti	18-Mar-20	13,495	4	13	-9	186	0	5	-5	13,284	11	24	-13	25	-7	-108	101	241,582	244,516
Eritrea	21-Mar-20	7,055	107	114	-7	51	5	1	4	6,862	87	43	44	142	15	5	10	23,693	6,681
Ethiopia	13-Mar-20	368,822	1,612	2,043	-431	6,623	81	83	-2	344,707	1,600	3,365	-1,765	17,492	-69	-5,102	5,033	3,777,639	32,859
Kenya	13-Mar-20	254,297	464	523	-59	5,316	4	31	-27	247,645	345	471	-126	1,336	115	-356	471	2,770,062	51,516
Rwanda	14-Mar-20	100,136	189	249	-60	1,338	4	3	1	45,519	3	1	2	53,279	182	526	-344	3,291,808	254,150
Seychelles	15-Mar-20	22,633	413	43	370	122	3	0	3	22,191	239	103	136	320	171	-75	246	21,504	218,654
Somalia	16-Mar-20	22,837	144	228	-84	1,313	19	20	-1	11,189	422	840	-418	10,335	-297	732	-1,029	352,046	22,151
South Sudan	5-Apr-20	12,558	105	92	13	133	0	0	0	12,169	161	0	161	256	-56	-108	52	256,318	22,898
Sudan	13-Mar-20	40,238	0	0	0	3,099	0	0	0	32,905	0	0	0	4,234	0	594	-594	562,941	12,838
Tanzania	16-Mar-20	26,196	0	42	-42	725	0	0	0	...	...	...	...	...	...	...	...	297,169	4,975
Uganda	21-Mar-20	126,923	353	399	-46	3,238	11	12	-1	96,997	119	202	-83	26,688	223	657	-434	1,871,997	40,926



.....: 7-day moving average

---

---

# **North Africa**

---

---

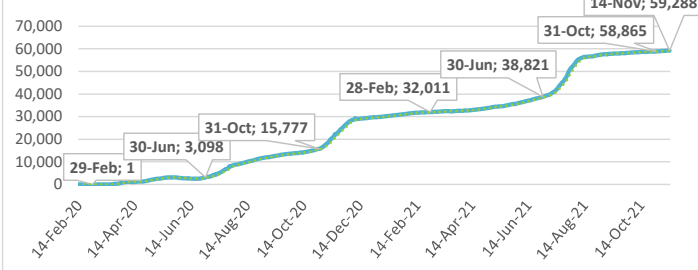
## **Highlights of the Covid-19 Situation in North Africa for the Week Ending November 14, 2021**

- **As of Sunday, November 14, 2021, the number of total cases in the North Africa region reached 2,618,652.** The region reported 12,871 new cases in the week, which is a 0.6% decline compared to the preceding week. The total number of deaths reported reached 71,640, of which 622 were new deaths during the week. The number of total recovered cases reached 2,403,398, of which 0.8% were newly recovered cases during the week. The total number of active cases stands at 143,614, indicating a decline of 7,285 cases during the week. The weekly decline in the number of active cases in the region is mainly attributable to Libya followed by Tunisia.
- **Morocco accounted for 36.2% of the total cases reported in the region since the start of the pandemic, while Egypt accounted for 50.3% of the new cases in the region during the week.** Mauritania has reported the lowest number of total cases in the region since the start of the pandemic which have accumulated to a total of 38,133.
- **The average case fatality rate (CFR) based on cumulative total cases and deaths as of November 14, 2021, for the region, stands at 2.7%. The highest CFR in the region was recorded in Egypt at 5.7% and the lowest in Libya at 1.5%.**

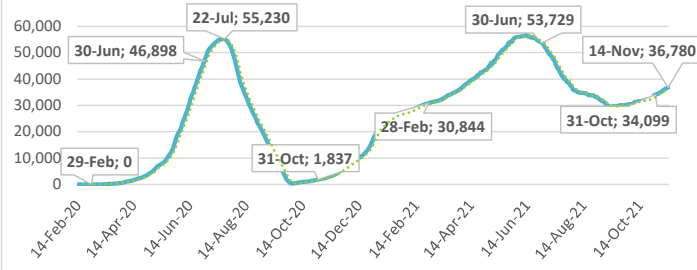
### Summary of COVID-19 tracking in North Africa: Situation for the week ending 14 November 2021

	Date of first case	Cases				Deaths				Recovered				Active				Test	
		Total cases	New cases for the week of	New cases for the week of	Weekly change	Total deaths	New deaths for the week of	New deaths for the week of	Weekly change from Previous week	Total Recovered	New recovered for the week of	New recovered for the week of	Weekly change from Previous week	Active cases	New active for the week of	New active for the week of	Weekly change from Previous week	Total tests	Tests Per million People
			14 Nov.	7 Nov.			14 Nov.	7 Nov.			14 Nov.	7 Nov.			14 Nov.	7 Nov.			
North Africa	14-Feb-20	2,618,652	12,871	12,943	-72	71,640	622	642	-20	2,403,398	19,534	18,530	1,004	143,614	-7,285	-8,372	1,087	21,536,539	104,326
Algeria	26-Feb-20	207,970	814	704	110	5,984	39	25	14	142,698	512	519	-7	59,288	263	209	54	230,861	5,265
Egypt	14-Feb-20	343,961	6,476	6,468	8	19,499	423	425	-2	287,682	4,457	4,958	-501	36,780	1,596	2,456	-860	5,586,382	54,589
Libya	25-Mar-20	364,675	3,761	3,576	185	5,296	89	108	-19	316,932	10,212	9,725	487	42,447	-6,540	-10,331	3,791	1,845,654	268,604
Mauritania	14-Mar-20	38,133	430	383	47	807	6	4	2	36,570	364	257	107	756	60	131	-71	489,732	105,326
Morocco	5-Mar-20	948,226	830	1,251	-421	14,743	30	45	-15	930,012	1,371	2,208	-837	3,471	-571	-916	345	10,262,180	278,028
Tunisia	5-Mar-20	715,687	560	561	-1	25,311	35	35	0	689,504	2,618	863	1,755	872	-2,093	79	-2,172	3,121,730	264,137

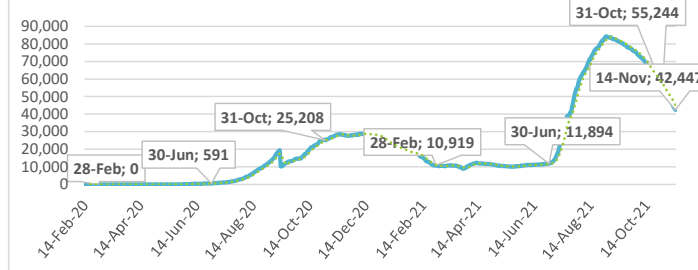
Algeria: Total Active Cases



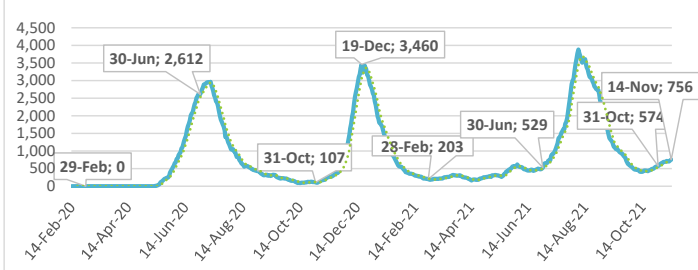
Egypt: Total Active Cases



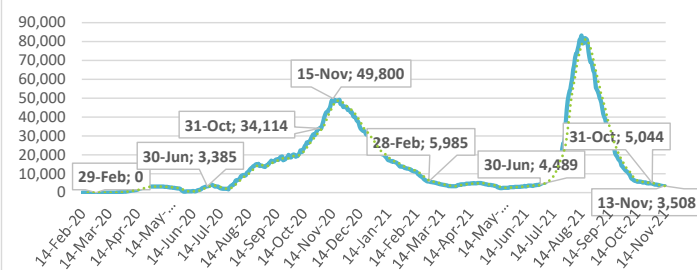
Libya: Total Active Cases



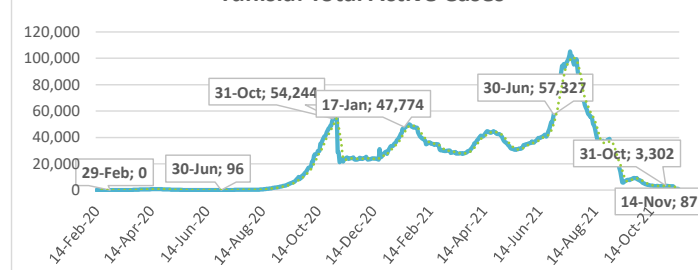
Mauritania: Total Active Cases



Morocco: Total Active Cases



Tunisia: Total Active Cases



.....: 7-day moving average



---

---

# **Southern Africa**

---

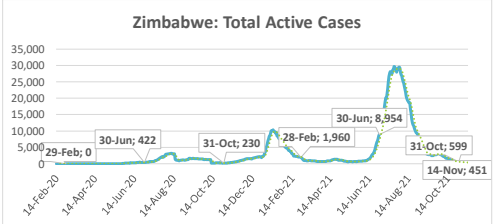
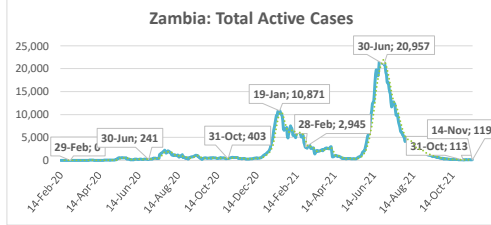
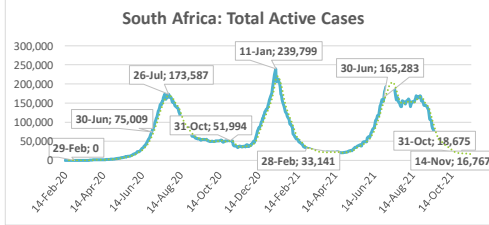
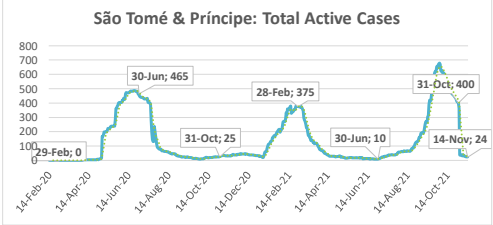
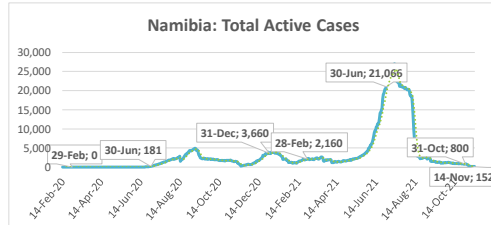
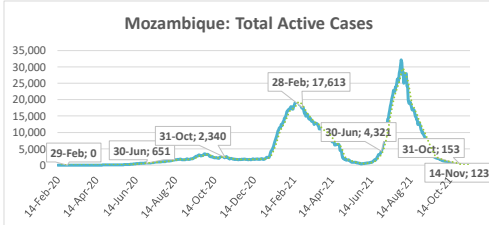
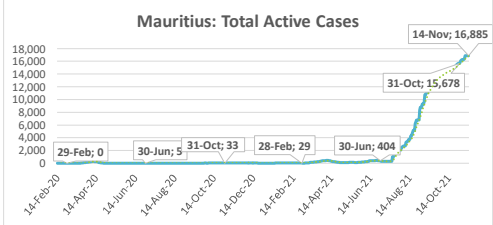
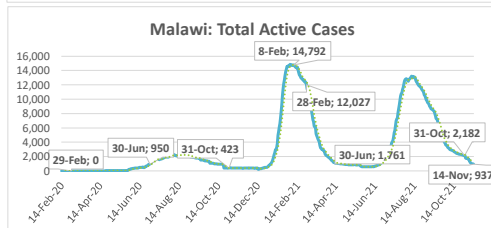
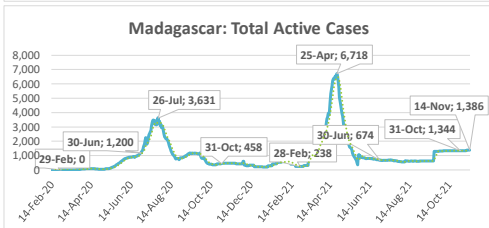
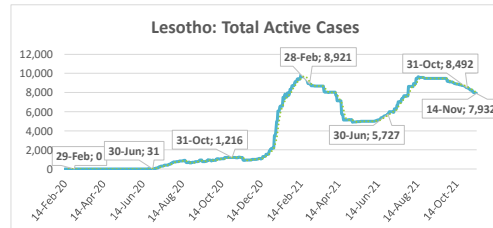
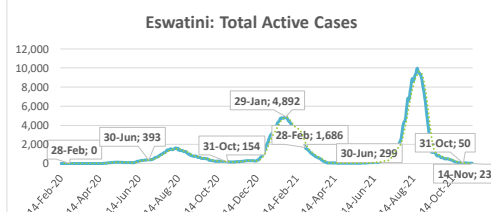
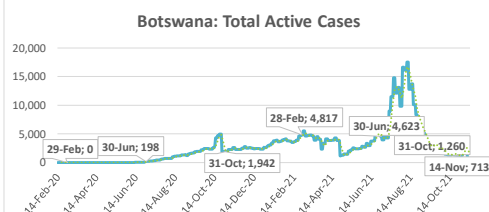
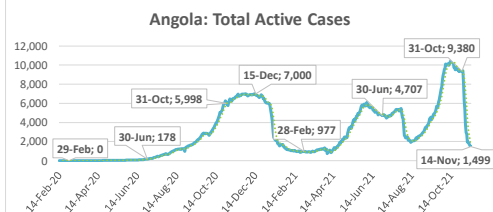
---

## **Highlights of the Covid-19 Situation in Southern Africa for the Week Ending November 14, 2021**

- **As of Sunday, November 14, 2021, the number of total cases in the Southern Africa region reached 4,004,820.** The region reported 4,157 new cases in the week, which is a 57.1% decline compared to the preceding week. The total number of deaths reported reached 112,952, of which 223 were new deaths during the week. The total number of recovered cases reached 3,844,857, of which 0.2% were newly recovered cases during the week. The total number of active cases stands at 47,011, indicating a decline of 3,384 cases in the week. The weekly decline in the number of active cases in the region is mainly attributable to Botswana and Angola.
- **South Africa accounted for 73.1% of the total cases reported in the region since the start of the pandemic and 47.7% of the new cases in the region during the week.** São Tomé & Príncipe has the lowest number of total cases reported in the region at 3,731.
- **The average case fatality rate (CFR) based on cumulative total cases and deaths as of November 14, 2021, for the region, stands at 2.8%. The highest CFR in the region was reported in Malawi at 3.7% and the lowest in Botswana at 1.2%.**

# Summary of COVID-19 tracking in Southern Africa: Situation for the week ending 14 November 2021

	Date of first case	Cases				Deaths				Recovered				Active				Test	
		Total cases	New cases for the week of	New cases for the week of	Weekly change	Total deaths	New deaths for the week of	New deaths for the week of	Weekly change from Previous week	Total Recovered	New recovered for the week of	New recovered for the week of	Weekly change from Previous week	Active cases	New active for the week of	New active for the week of	Weekly change from Previous week	Total tests	Tests Per million People
			14 Nov.	7 Nov.			14 Nov.	7 Nov.			14 Nov.	7 Nov.			14 Nov.	7 Nov.			
Southern Africa	5-Mar-20	4,004,820	4,157	9,700	-5,543	112,952	223	230	-7	3,844,857	7,318	18,201	-10,883	47,011	-3,384	-7,242	3,858	29,552,643	138,625
Angola	27-Mar-20	64,913	239	241	-2	1,727	7	10	-3	61,687	1,671	6,673	-5,002	1,499	-1,439	-1,172	-267	1,143,072	34,779
Botswana	16-Mar-20	193,701	766	6,341	-5,575	2,411	4	1	-3	190,577	2,577	5,072	-2,495	713	-1,815	-86	-1,729	1,838,690	781,880
Eswatini	14-Mar-20	46,472	15	36	-21	1,245	1	2	-1	45,204	22	53	-31	23	-8	-168	160	394,324	339,886
Lesotho	13-May-20	21,691	6	50	-44	661	2	1	1	13,098	294	319	-25	7,932	-290	-386	96	249,154	116,305
Madagascar	20-Mar-20	43,672	40	6	34	964	0	4	-4	41,322	0	0	0	1,386	40	8	32	261,430	9,441
Malawi	2-Apr-20	61,843	28	19	9	2,302	0	1	-1	58,604	602	689	-87	937	-574	-417	-157	432,785	22,623
Mauritius	18-Mar-20	18,979	665	616	49	240	41	33	8	1,854	0	0	0	16,885	624	1,040	-416	359,627	282,777
Mozambique	27-Mar-20	151,427	59	76	-17	1,936	2	4	-2	149,368	69	90	-21	123	-12	-836	824	958,495	30,667
Namibia	14-Mar-20	129,041	32	82	-50	3,564	1	9	-8	125,325	119	633	-514	152	-88	-110	22	765,406	301,234
São Tomé & Príncipe	6-Apr-20	3,731	2	15	-13	56	0	0	0	3,651	18	375	-357	24	-16	-109	93	27,961	127,583
South Africa	5-Mar-20	2,925,939	1,983	1,840	143	89,484	152	155	-3	2,819,688	1,585	3,839	-2,254	16,767	246	-4,120	4,366	18,917,933	318,974
Zambia	18-Mar-20	209,983	81	168	-87	3,666	2	3	-1	206,198	130	108	22	119	-51	-83	32	2,659,995	144,691
Zimbabwe	25-Mar-20	133,428	241	210	31	4,696	11	7	4	128,281	231	350	-119	451	-1	-803	802	1,543,771	103,867



.....: 7-day moving average

---

---

# **West Africa**

---

---

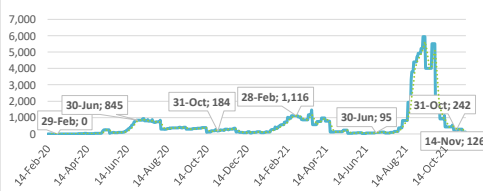
## **Highlights of the Covid-19 Situation in West Africa for the Week Ending November 14, 2021**

- **As of Sunday, November 14, 2021, the number of total cases in the Southern Africa region reached 4,004,820.** The region reported 4,157 new cases in the week, which is a 57.1% decline compared to the preceding week. The total number of deaths reported reached 112,952, of which 223 were new deaths during the week. The total number of recovered cases reached 3,844,857, of which 0.2% were newly recovered cases during the week. The total number of active cases stands at 47,011, indicating a decline of 3,384 cases in the week. The weekly decline in the number of active cases in the region is mainly attributable to Botswana and Angola.
- **South Africa accounted for 73.1% of the total cases reported in the region since the start of the pandemic and 47.7% of the new cases in the region during the week.** São Tomé & Príncipe has the lowest number of total cases reported in the region at 3,731.
- **The average case fatality rate (CFR) based on cumulative total cases and deaths as of November 14, 2021, for the region, stands at 2.8%. The highest CFR in the region was reported in Malawi at 3.7% and the lowest in Botswana at 1.2%.**

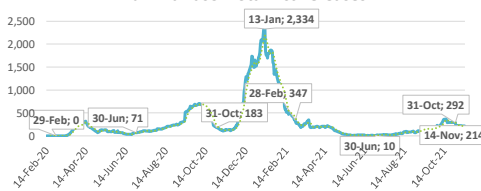
# Summary of COVID-19 tracking in West Africa: Situation for the week ending 14 November 2021

	Date of first case	Cases				Deaths				Recovered				Active				Test	
		Total cases	New cases for the week of	New cases for the week of	Weekly change	Total deaths	New deaths for the week of	New deaths for the week of	Weekly change from Previous week	Total Recovered	New recovered for the week of	New recovered for the week of	Weekly change from Previous week	Active cases	New active for the week of	New active for the week of	Weekly change from Previous week	Total tests	Tests Per million People
			14 Nov.	7 Nov.			14 Nov.	7 Nov.			14 Nov.	7 Nov.			14 Nov.	7 Nov.			
West Africa	28-Feb-20	666,502	1,887	2,127	-240	9,842	122	60	62	645,837	3,227	3,192	35	10,823	-1,462	-5,230	3,768	10,940,501	27,544
Benin	16-Mar-20	24,833	29	55	-26	161	0	0	0	24,546	200	0	200	126	-171	-186	15	604,310	49,847
Burkina Faso	9-Mar-20	15,281	178	310	-132	234	13	7	6	14,833	172	374	-202	214	-7	-75	68	263,182	12,590
Cabo Verde	20-Mar-20	38,296	40	41	-1	350	1	0	-1	37,857	53	96	-43	89	-14	-254	240	368,339	662,496
Côte d'Ivoire	11-Mar-20	61,511	90	124	-34	702	3	4	-1	60,400	149	236	-87	409	-62	-322	260	1,121,820	42,528
Gambia, The	18-Mar-20	9,980	7	8	-1	341	0	1	-1	9,624	6	7	-1	15	1	7	-6	120,595	49,901
Ghana	12-Mar-20	130,649	258	314	-56	1,206	18	13	-5	128,331	629	581	48	1,112	-389	-747	358	1,916,587	61,680
Guinea	13-Mar-20	30,715	34	28	6	387	2	0	2	29,650	79	55	24	678	-47	-202	155	585,417	44,577
Guinea-Bissau	27-Mar-20	6,402	252	16	236	144	1	2	-1	6,080	343	149	194	178	-92	-188	96	104,972	53,339
Liberia	16-Mar-20	5,818	3	3	0	287	0	0	0	5,459	1	0	1	72	2	8	-6	139,824	27,646
Mali	25-Mar-20	16,666	295	298	-3	585	9	13	-4	14,836	97	80	17	1,245	189	267	-78	470,558	23,236
Niger	20-Mar-20	6,692	202	124	78	232	12	7	-5	6,218	96	126	-30	242	94	49	45	180,033	7,437
Nigeria	28-Feb-20	213,147	434	752	-318	2,968	62	10	52	205,732	1,353	1,258	95	4,447	-981	-3,374	2,393	3,392,457	16,457
Senegal	2-Mar-20	73,954	19	18	1	1,881	1	2	-1	72,061	18	24	-6	12	0	-5	5	855,868	51,115
Sierra Leone	31-Mar-20	6,400	2	1	1	121	0	0	0	4,397	2	1	1	1,882	0	0	0	252,243	31,621
Togo	6-Mar-20	26,158	44	35	9	243	0	1	-1	25,813	29	205	-176	102	15	-208	223	564,296	68,162

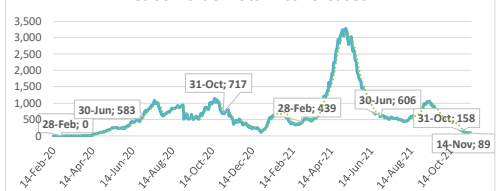
Benin: Total Active Cases



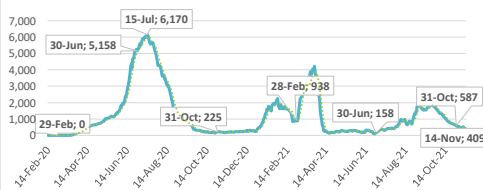
Burkina Faso: Total Active Cases



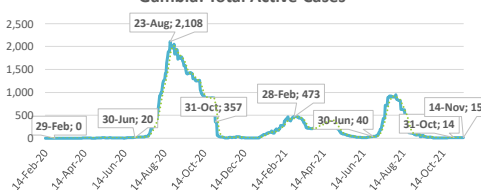
Cabo Verde: Total Active Cases



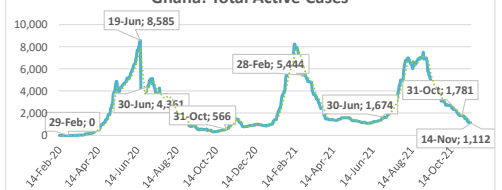
Côte d'Ivoire: Total Active Cases



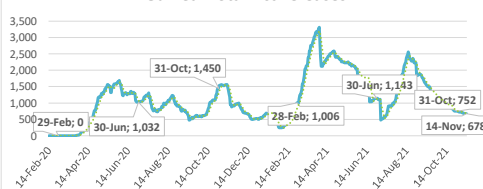
Gambia: Total Active Cases



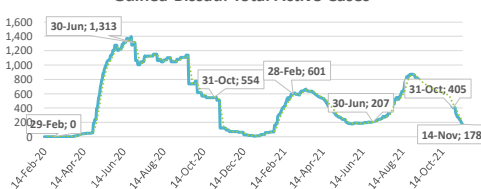
Ghana: Total Active Cases



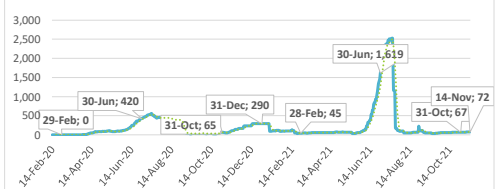
Guinea: Total Active Cases



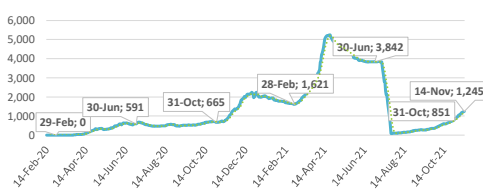
Guinea-Bissau: Total Active Cases



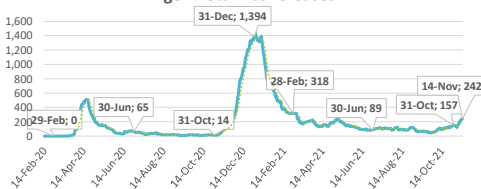
Liberia: Total Active Cases



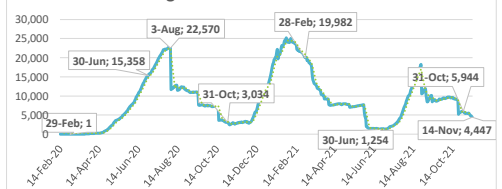
Mali: Total Active Cases



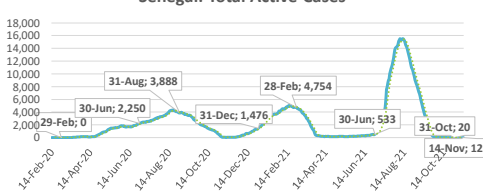
Niger: Total Active Cases



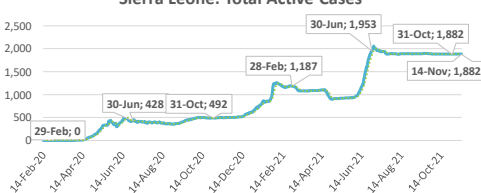
Nigeria: Total Active Cases



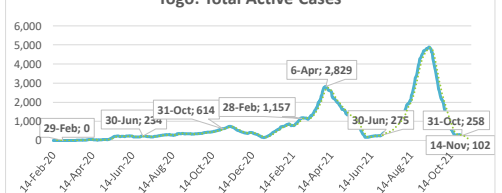
Senegal: Total Active Cases



Sierra Leone: Total Active Cases



Togo: Total Active Cases



.....: 7-day moving average