



AFRICAN DEVELOPMENT BANK GROUP

Weekly Data Flash on Covid-19 in Africa¹:

The situation as of Sunday, November 21, 2021

Statistics Department (ECST)

¹ This briefing note has been prepared by Roza Mamuye Bora, Senior Statistician; Anouar Chaouch, Statistician; Soumaila Karambiri, Statistical Assistant; Regis Hauhouot Stephane, Statistical Assistant and Desire Lakpa Guy, Statistical Assistant; and Robert Maate, Chief Statistician under the supervision of Louis Kouakou, Division Manager ECST.1

Contents

	Page
Highlights of the Covid-19 Situation in Africa as of November 21, 2021	1
Data Annexes: Africa	4
Highlights of the Covid-19 Situation in Central Africa as of November 21, 2021	6
Data Annexes: Central Africa	8
Highlights of the Covid-19 Situation in East Africa as of November 21, 2021	9
Data Annexes: East Africa	11
Highlights of the Covid-19 Situation in North Africa as of November 21, 2021	12
Data Annexes: North Africa	14
Highlights of the Covid-19 Situation in Southern Africa as of November 21, 2021	15
Data Annexes: Southern Africa	17
Highlights of the Covid-19 Situation in West Africa as of November 21, 2021	18
Data Annexes: West Africa	20

Highlights of the Covid-19 Situation in Africa for the Week Ending November 21, 2021

Vaccinations: Status Update

- **In the week ending November 21, 2021, over 141.5 million new Covid-19 vaccinations were administered globally, leading to an accumulated total of over 7.6 billion since the start of the program.** In terms of the geographical distribution, China accounts for 31.8% of the total number of Covid-19 vaccinations administered to date, followed by India at 15.3% and the USA at 5.9%.
- **The number of African countries with data on Covid-19 vaccinations stands at 51.** As of November 21, 2021, a total of 223,904,769¹ vaccinations had been administered in Africa, which represents 2.9% of total global vaccinations. Morocco accounts for 21.7% of the vaccinations carried out in Africa to date, followed by Egypt (15.6%) and South Africa (11.0%).

Covid-19 Testing in Africa

- **As of Sunday, November 21, 2021, over 81.9 million tests for Covid-19 had been administered in Africa, of which more than 0.9 million were reported this week.** Nine countries collectively account for 66.3% of the tests conducted in Africa as of November 21, 2021 namely, South Africa (23.3%), Morocco (12.6%), Egypt (6.9%), Ethiopia (4.7%), Nigeria (4.2%), Rwanda (4.1%), Tunisia (3.8%), Kenya (3.4%) and Zambia (3.3%).
- **The average number of tests per 1 million people in Africa as of November 21, 2021 stands at 61,175, which is an increase of 1.1% compared to last week.** Botswana continues to lead on this indicator with 786,689 tests per 1 million people, followed by Cabo Verde (665,809), Gabon (621,210), Eswatini (342,126), South Africa (322,267) and Namibia (305,878).

Confirmed, New and Active Global Covid-19 Cases

- **Globally, the total number of confirmed Covid-19 cases since the start of the pandemic reached 257,543,571, of which 90.3% have recovered.** The majority cases (31.5%) occurred in Asia, followed by Europe (27.4%), North America (22.6%), South America (15.0%) and Africa (3.3%).
- **The number of new cases reported globally in the review week amounted to 4,223,048, indicating a 22.2% increase compared to the new cases recorded in the preceding week.**
- **The number of global deaths due to Covid-19 reached 5,150,569, of which 50,223 were recorded in the week ending November 21, 2021;** this was 2.2% lower than the number of deaths recorded in the previous week. The number of global active cases increased by 663,903 cases in the week under review making a total of 19,943,286 as of November 21, 2021.

¹ The vaccination figures indicate the total number of vaccines administered regardless of how many doses one received.

- **Africa makes 3.3% of the total global cases, 4.3% of deaths, 3.4% of recovered cases and 1.8% of active cases as of November 21, 2021, as detailed below.**

Confirmed, New and Active Covid-19 Cases in Africa

- **As of November 21, 2021, the total number of confirmed cases in Africa reached 8,581,958²,** 69.2% of which were in seven countries, namely South Africa (34.1%), Morocco (11.1%), Tunisia (8.3%), Ethiopia (4.3%), Libya (4.3%), Egypt (4.1%) and Kenya (3.0%). The five countries with the lowest total number of reported cases were São Tomé & Príncipe, Comoros, Chad, Liberia, and Sierra Leone, with cases ranging between 3,731 in São Tomé & Príncipe and 6,400 in Sierra Leone, collectively accounting for 0.3% of the confirmed cases in Africa. Considering population size, Seychelles, Botswana, Cabo Verde, Tunisia and Libya are the five countries with the highest number of confirmed cases per million people with rates ranging from 230,170 in Seychelles to 52,621 in Libya.
- **In the week under review, a total of 23,164 new cases were reported in Africa,** which is an 8.5% decline compared to the previous week. These new cases in Africa account for 0.5% of the weekly new cases recorded globally. The North Africa region accounted for 53.3% of the weekly new cases in Africa, followed by Southern Africa (22.7%), East Africa (12.6%), West Africa (6.5%) and Central Africa (4.8%).
- **The total number of active cases in Africa declined by 8,256 cases to 350,927 in the week under review.** Currently, eight countries collectively account for 75.4% of the active cases in Africa, namely Algeria (17.0%), Rwanda (15.2%), Egypt (11.0%), Libya (9.6%), Uganda (7.6%), South Africa (5.5%), Mauritius (4.8%) and Ethiopia (4.7%).
- **From a regional perspective, all regions except East Africa recorded declines in active cases during the week.**

Deaths and the Case Fatality Rates in Africa

- **As of November 21, 2021, a total of 221,600 deaths had been reported in Africa since the start of the pandemic,** of which 51.0% were in Southern Africa, 32.6% in North Africa, 10.1% in East Africa, 4.5% in West Africa and 1.8% in Central Africa. The five countries with the highest number of reported deaths due to Covid-19 since the start of the pandemic are South Africa, Tunisia, Egypt, Morocco and Ethiopia, ranging between 89,574 in South Africa and 6,682 in Ethiopia. A total of 947 new deaths were reported in Africa in the week under review, which is a decline of 18.4% compared to the preceding week.
- **The case fatality rate (CFR), i.e. deaths per confirmed cases for Africa, stands at 2.6%, which is higher than the global CFR rate of 2.0%.** Regionally, West Africa has the lowest CFR at 1.5%, followed by Central Africa at 1.6%, East Africa at 2.2%, North Africa at 2.7% and Southern Africa at 2.8%. As of November 21, 2021, nineteen African countries recorded CFRs higher than the African average with the highest in Sudan at 7.7%, followed by Somalia (5.8%),

² New data have not been released for Sudan for the past four weeks, Chad for the past two weeks, and Cameroon, Central African Republic, Madagascar, Mauritius, São Tomé & Príncipe, Guinea and Sierra Leone for this week.

Egypt (5.7%), Liberia (4.9%), Malawi (3.7%), Mali (3.5%), Niger (3.5%), Zimbabwe (3.5%), Tunisia (3.5%), Comoros (3.4%), Chad (3.4%), The Gambia (3.4%), South Africa (3.1%), Lesotho (3.0%), Algeria (2.9%), Namibia (2.8%), Tanzania (2.8%), Eswatini (2.7%) and Angola (2.7%).

Recovery Rates in Africa

- **As of November 21, 2021, the number of recovered cases in Africa reached 7,983,931, representing 93.0% of its total confirmed cases³.** Regionally, the recovery rates stand at 97.0% for West Africa, 96.0% for Southern Africa, 92.1% for North Africa, 88.8% for Central Africa and 82.3% for East Africa. In the week under review, 30,444 newly recovered cases were reported.

³ Burundi has not been publishing new data on recovered cases and deaths since 6 January 21.

Status of Vaccinations Administered in Africa and Selected Global Countries for the Week Ending 21 November 2021					
	Vaccinations				
	Total vaccinations	% of population vaccinated	New vaccinations for the week of	New vaccinations for the week of	Weekly change
			21 Nov.	14 Nov.	
World	7,633,306,117	97.9	141,511,569	227,533,595	-86,022,026
AFRICA	223,904,769	16.7	15,522,304	7,321,708	8,200,596
Algeria	11,376,816	26.4	60,701	91,472	-30,771
Angola	8,306,720	25.3	1,059,754	599,041	460,713
Benin	347,270	2.9	0	36,949	-36,949
Botswana	1,254,239	53.3	126,144	99,421	26,723
Burkina Faso	661,796	3.2	0	0	0
Cabo Verde	526,891	94.8	0	15,263	-15,263
Cameroon	607,270	2.3	96,946	6,474	90,472
Central African Rep	422,372	8.7	0	190	-190
Chad	242,251	1.5	8,221	7,187	1,034
Comoros	476,350	54.8	23,738	0	23,738
Congo DRC	166,388	0.2	12,772	4,932	7,840
Congo Rep	585,492	10.6	0	76,241	-76,241
Côte d'Ivoire	3,845,788	14.6	304,003	308,838	-4,835
Djibouti	96,168	9.7	4,071	0	4,071
Egypt	34,871,428	34.1	4,307,857	1,629,476	2,678,381
Equatorial Guinea	442,855	31.6	4,390	5,283	-893
Eswatini	293,353	25.3	6,683	7,264	-581
Ethiopia	5,151,525	4.5	87,474	79,578	7,896
Gabon	256,974	11.5	8,663	15,773	-7,110
Gambia, The	267,644	11.1	381	1,643	-1,262
Ghana	3,367,531	10.8	179,417	85,718	93,699
Guinea	2,491,851	19.0	34,331	93,735	-59,404
Guinea Bissau	332,497	16.9	25,073	125,711	-100,638
Kenya	6,311,749	11.7	418,283	269,236	149,047
Lesotho	383,341	17.9	0	0	0
Liberia	589,628	11.7	151,065	0	151,065
Libya	2,193,744	31.9	97,143	76,083	21,060
Madagascar	197,001	0.7	0	0	0
Malawi	1,356,960	7.1	45,113	26,583	18,530
Mali	596,435	2.9	0	0	0
Mauritania	1,715,120	36.9	21,110	68,207	-47,097
Mauritius	1,792,254	140.9	15,273	0	15,273
Morocco	48,561,070	131.6	477,145	215,935	261,210
Mozambique	8,891,246	28.4	1,431,808	873,688	558,120
Namibia	652,156	25.7	0	0	0
Niger	963,041	4.0	66,935	0	66,935
Nigeria	9,253,702	4.5	324,375	106,608	217,767
Rwanda	8,084,680	62.4	1,319,064	764,858	554,206
Sao Tome	109,686	50.0	0	1,171	-1,171
Senegal	1,961,144	11.7	0	0	0
Seychelles	175,390	178.3	4,860	644	4,216
Sierra Leone	744,826	9.3	0	126,975	-126,975
Somalia	964,433	6.1	272,784	10,117	262,667
South Africa	24,646,053	41.6	1,494,230	769,872	724,358
South Sudan	194,484	1.7	43,239	10,827	32,412
Sudan	2,698,219	6.2	587,078	0	587,078
Togo	1,453,570	17.6	40,666	37,423	3,243
Tunisia	10,810,653	91.5	1,049,736	266,583	783,153
Uganda	4,835,777	10.6	937,079	294,039	643,040
Zambia	1,014,439	5.5	142,558	0	142,558
Zimbabwe	6,362,499	42.8	232,141	112,670	119,471
Americas					
Brazil	272,232,365	129.0	21,986,961	12,735,402	-34,722,363
Canada	59,955,842	159.5	419,508	447,056	-27,548
U.S.A	449,955,588	137.1	10,921,127	8,106,837	2,814,290
Asia					
China	2,430,743,000	173.9	48,610,000	60,031,000	-11,421,000
India	1,169,062,715	85.6	45,325,732	38,626,824	6,698,908
Europe					
France	102,259,329	152.5	1,471,261	1,082,866	388,395
Germany	117,286,226	141.1	2,485,990	1,734,002	751,988
Israel	16,069,019	177.5	40,633	45,522	-4,889
U.K.	111,977,156	167.5	2,797,372	3,045,873	-248,501
Middle East					
Saudi Arabia	47,061,187	137.3	322,268	450,562	-128,294
U.A.E.	21,705,367	222.2	151,414	202,187	-50,773

Total of vaccinations

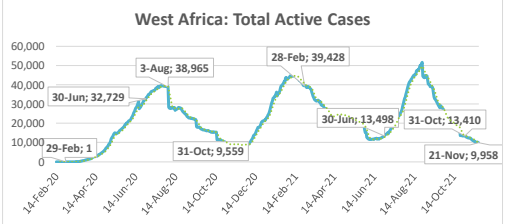
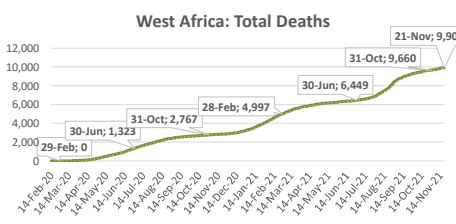
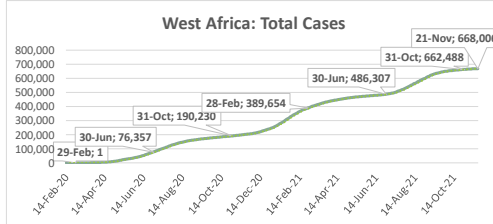
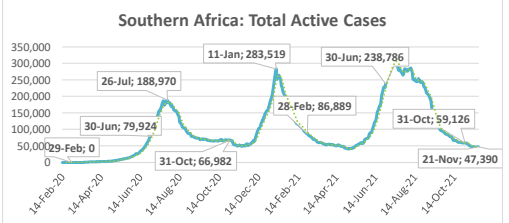
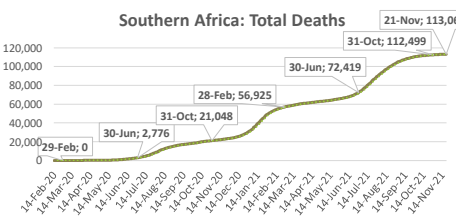
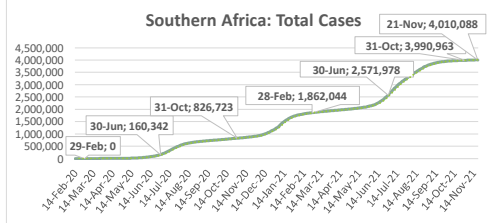
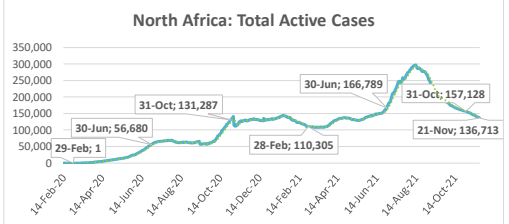
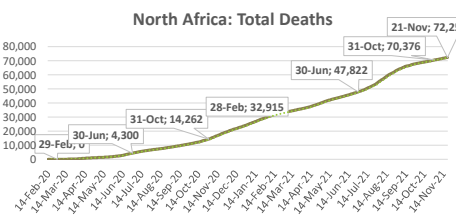
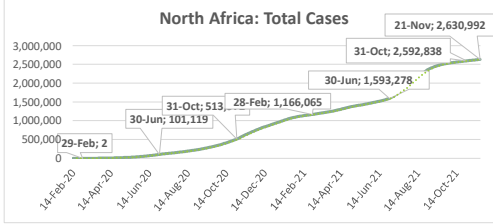
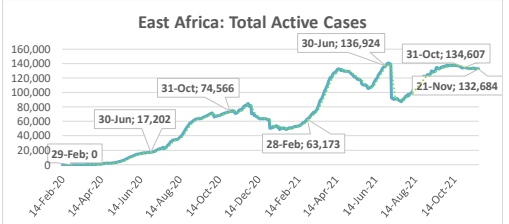
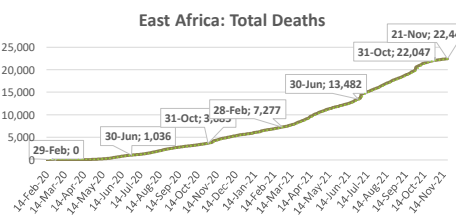
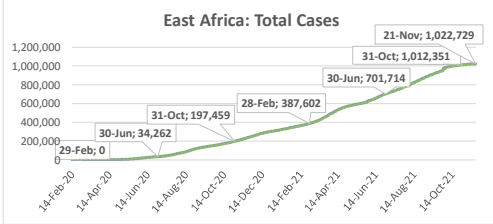
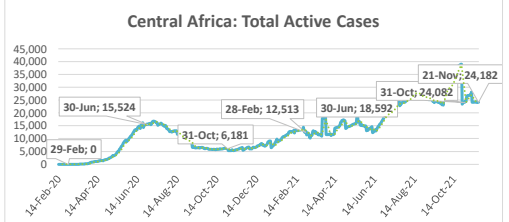
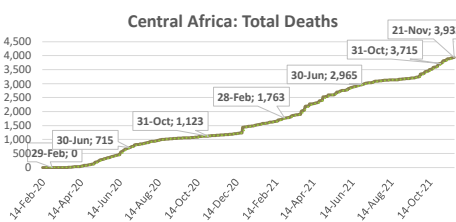
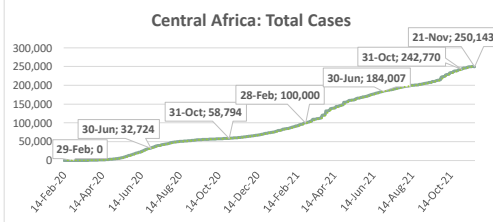
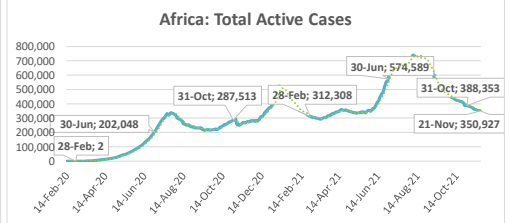
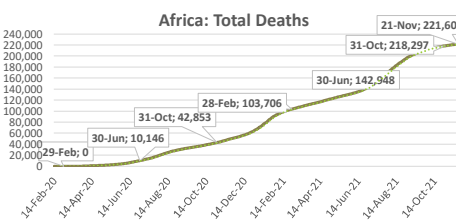
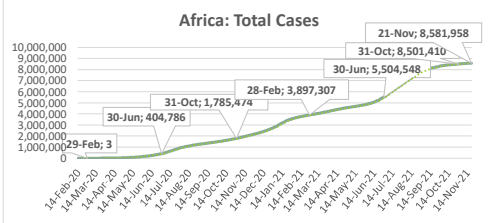
Country	Total vaccinations
China	2,430,743,000
India	1,169,062,715
U.S.A	449,955,588
Brazil	272,232,365
AFRICA	223,904,769
Germany	117,286,226
U.K.	111,977,156
France	102,259,329
Canada	59,955,842
Morocco	48,561,070
Saudi Arabia	47,061,187
Egypt	34,871,428
South Africa	24,646,053
U.A.E.	21,705,367
Israel	16,069,019
Algeria	11,376,816
Tunisia	10,810,653
Nigeria	9,253,702
Mozambique	8,891,246
Angola	8,306,720
Rwanda	8,084,680
Zimbabwe	6,362,499
Kenya	6,311,749
Ethiopia	5,151,525
Uganda	4,835,777
Côte d'Ivoire	3,845,788
Ghana	3,367,531
Sudan	2,698,219
Guinea	2,491,851
Libya	2,193,744
Senegal	1,961,144
Mauritius	1,792,254
Mauritania	1,715,120
Togo	1,453,570
Malawi	1,356,960
Botswana	1,254,239
Zambia	1,014,439
Somalia	964,433
Niger	963,041
Sierra Leone	744,826
Burkina Faso	661,796
Namibia	652,156
Cameroon	607,270
Mali	596,435
Liberia	589,628
Congo Rep	585,492
Cabo Verde	526,891
Comoros	476,350
Equatorial Guinea	442,855
Central African Rep	422,372
Lesotho	383,341
Benin	347,270
Guinea Bissau	332,497
Eswatini	293,353
Gambia, The	267,644
Gabon	256,974
Chad	242,251
Madagascar	197,001
South Sudan	194,484
Seychelles	175,390
Congo DRC	166,388
Sao Tome	109,686
Djibouti	96,168

% of population vaccinated

Country	% of population vaccinated
U.A.E.	222.2
Seychelles	178.3
Israel	177.5
China	173.9
U.K.	167.5
Canada	159.5
France	152.5
Germany	141.1
Mauritius	140.9
Saudi Arabia	137.3
U.S.A	137.1
Morocco	131.6
Brazil	129.0
Cabo Verde	94.8
Tunisia	91.5
India	85.6
Rwanda	62.4
Comoros	54.8
Botswana	53.3
Sao Tome	50.0
Zimbabwe	42.8
South Africa	41.6
Mauritania	36.9
Egypt	34.1
Libya	31.9
Equatorial Guinea	31.6
Mozambique	28.4
Algeria	26.4
Namibia	25.7
Eswatini	25.3
Angola	25.3
Guinea	19.0
Lesotho	17.9
Togo	17.6
Guinea Bissau	16.9
AFRICA	16.7
Côte d'Ivoire	14.6
Kenya	11.7
Senegal	11.7
Liberia	11.7
Gabon	11.5
Gambia, The	11.1
Ghana	10.8
Congo Rep	10.6
Uganda	10.6
Djibouti	9.7
Sierra Leone	9.3
Central African Rep	8.7
Malawi	7.1
Sudan	6.2
Somalia	6.1
Zambia	5.5
Nigeria	4.5
Ethiopia	4.5
Niger	4.0
Burkina Faso	3.2
Mali	2.9
Benin	2.9
Cameroon	2.3
South Sudan	1.7
Chad	1.5
Madagascar	0.7
Congo DRC	0.2

Summary of COVID-19 tracking in Africa: Situation for the week ending 21 November 2021

	Date of first case	Cases				Deaths				Recovered				Active				Test	
		Total cases	New cases for the week of	New cases for the week of	Weekly change from Previous week	Total deaths	New deaths for the week of	New deaths for the week of	Weekly change from Previous week	Total Recovered	New recovered for the week of	New recovered for the week of	Weekly change from Previous week	Active cases	New active for the week of	New active for the week of	Weekly change from Previous week	Total tests	Tests Per million People
			21 Nov.	14 Nov.			21 Nov.	14 Nov.			21 Nov.	14 Nov.			21 Nov.	14 Nov.			
World	31-Dec-19	257,543,571	4,223,048	3,454,483	768,565	5,150,569	50,223	51,338	-1,115	232,449,716	3,508,922	2,846,670	662,252	19,943,286	663,903	833,289	-169,386	4,203,696,655	539,295
Africa	14-Feb-20	8,581,958	23,164	25,310	-2,146	221,600	947	1,161	-214	7,983,931	30,444	38,568	-8,124	350,927	-8,256	-49,183	40,927	81,903,367	61,175
Central Africa	6-Mar-20	250,143	1,121	2,858	-1,737	3,932	44	65	-21	222,029	1,034	5,443	-4,409	24,182	43	-8,051	8,094	4,810,139	32,832
East Africa	13-Mar-20	1,022,729	2,930	3,538	-608	22,442	111	129	-18	842,103	3,711	3,038	673	132,684	-921	-4,203	3,282	14,484,910	38,576
North Africa	14-Feb-20	2,630,992	12,340	12,871	-531	72,257	617	622	-5	2,422,022	18,624	19,534	-910	136,713	-6,901	-14,601	7,700	21,695,507	105,096
Southern Africa	5-Mar-20	4,010,088	5,268	4,157	1,111	113,066	114	223	-109	3,849,632	4,766	7,327	-2,561	47,390	388	-15,973	16,361	29,865,567	140,093
West Africa	28-Feb-20	668,006	1,505	1,886	-381	9,903	61	122	-61	648,145	2,309	3,226	-917	9,958	-865	-6,355	5,490	11,047,244	27,812



.....: 7-day moving average

Central Africa

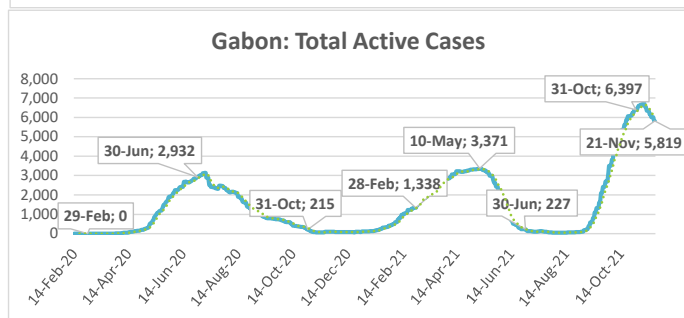
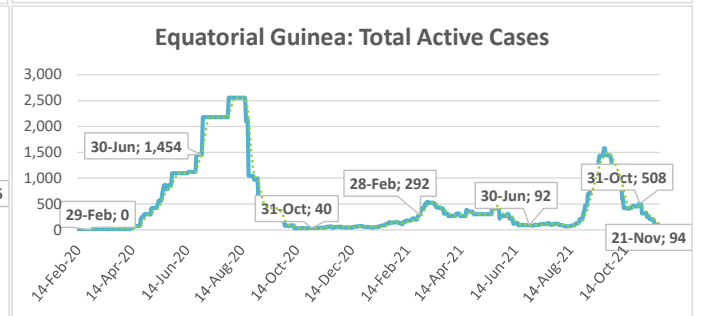
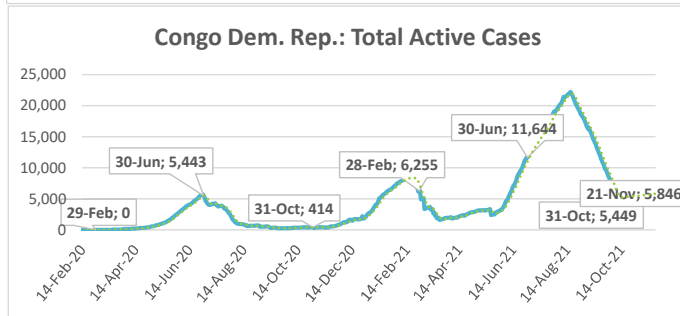
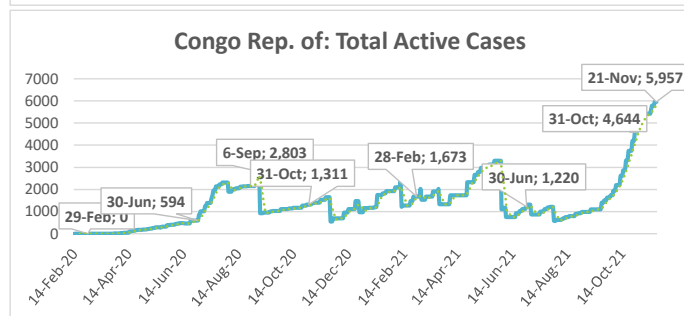
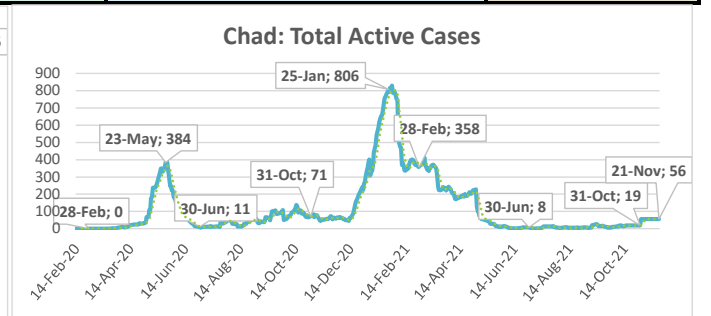
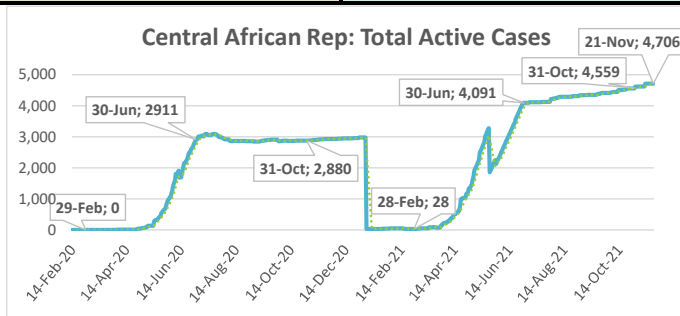
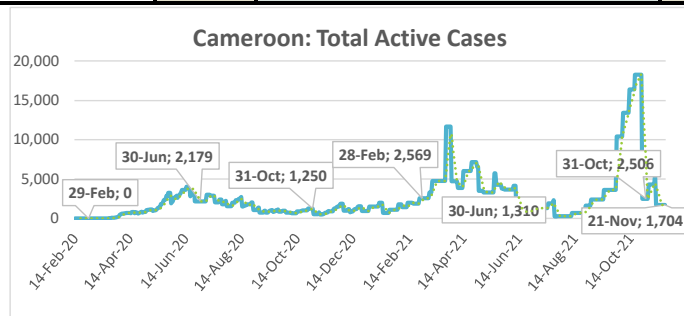
Highlights of the Covid-19 Situation in Central Africa for the Week Ending November 21, 2021

- **As of Sunday, November 21, 2021, the number of reported total cases in the Central Africa region reached 250,143.** The region reported 1,121 new cases during the week, which is a 60.8¹% decline compared to the preceding week. The total number of deaths reported since the start of the pandemic reached 3,932, of which 44 were new deaths during the week. The number of total recovered cases reached 222,029, of which 0.5% were newly recovered cases recorded during the week. The total number of active cases stands at 24,182, indicating an increase of 43 cases during the week. The weekly increase in the number of active cases in the region is mainly attributable to Republic of Congo followed by Democratic Republic of Congo that offset the decline in Gabon and Equatorial Guinea.
- **Cameroon accounted for 42.5% of the total cases reported in the region since the start of the pandemic, while Democratic Republic of Congo accounted for 50.3% of the new cases reported during the week.** Chad has recorded the lowest number of total cases in the Central region since the start of the pandemic at 5,107.
- **The average case fatality rate (CFR) based on cumulative total cases and deaths as of November 21, 2021, for the region, stands at 1.6%. The highest CFR in the region was reported in Chad at 3.4% and the lowest in Gabon at 0.7%.**

¹ The decline is partly explained by three countries in the region (Cameroon, Central African Republic and Chad) not releasing new data during the week.

Summary of COVID-19 tracking in Central Africa: Situation for the week ending 21 November 2021

	Date of first case	Cases				Deaths				Recovered				Active				Test	
		Total cases	New cases for the week of	New cases for the week of	Weekly change	Total deaths	New deaths for the week of	New deaths for the week of	Weekly change from Previous week	Total Recovered	New recovered for the week of	New recovered for the week of	Weekly change from Previous week	Active cases	New active for the week of	New active for the week of	Weekly change from Previous week	Total tests	Tests Per million People
			21 Nov.	14 Nov.			21 Nov.	14 Nov.			21 Nov.	14 Nov.			21 Nov.	14 Nov.			
Central Africa	6-Mar-20	250,143	1,121	2,858	-1,737	3,932	44	65	-21	222,029	1,034	5,443	-4,409	24,182	43	-8,051	8,094	4,810,139	32,832
Cameroon	6-Mar-20	106,190	0	1,842	-1,842	1,770	0	39	-39	102,716	0	4,409	-4,409	1,704	0	-12,109	12,109	2,224,946	83,815
Central African Rep.	15-Mar-20	11,666	0	87	-87	101	0	1	-1	6,859	0	0	0	4,706	0	110	-110	71,180	14,738
Chad	19-Mar-20	5,107	0	0	0	175	0	0	0	4,876	0	0	0	56	0	37	-37	171,194	10,422
Congo Rep. of	15-Mar-20	18,717	564	209	355	339	30	12	18	12,421	0	0	0	5,957	534	2,355	-1,821	273,407	49,547
Congo Dem. Rep.	10-Mar-20	57,880	151	124	27	1,104	5	1	4	50,930	0	0	0	5,846	146	327	-181	433,839	4,844
Equatorial Guinea	14-Mar-20	13,538	53	78	-25	170	2	0	2	13,274	164	192	-28	94	-113	-100	-13	252,924	180,276
Gabon	12-Mar-20	37,045	353	518	-165	273	7	12	-5	30,953	870	842	28	5,819	-524	1,329	-1,853	1,382,649	621,210



.....: 7-day moving average

East Africa

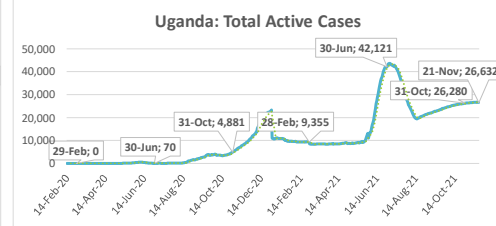
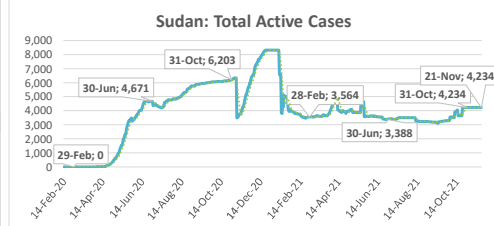
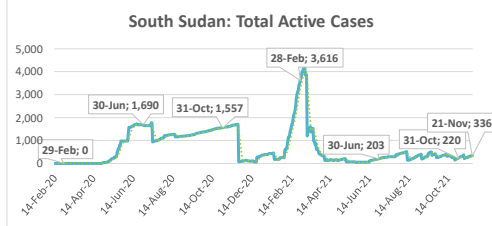
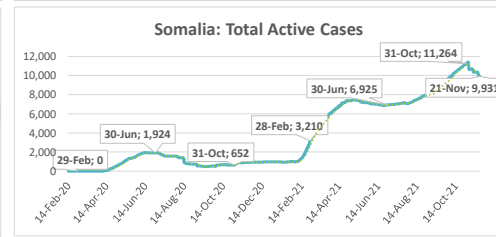
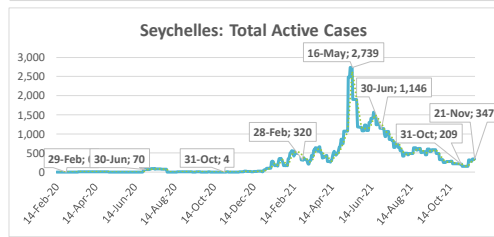
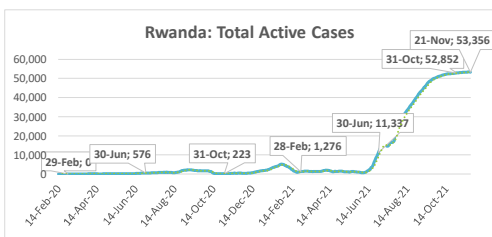
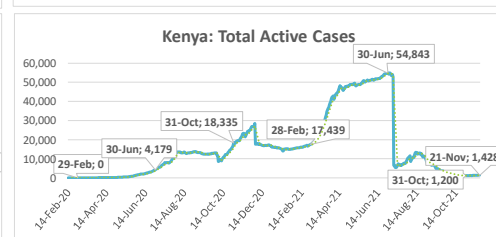
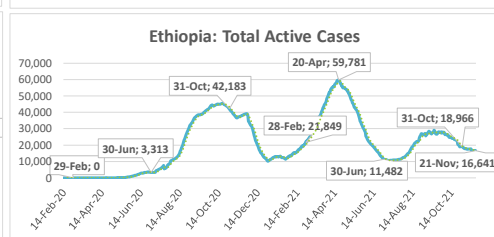
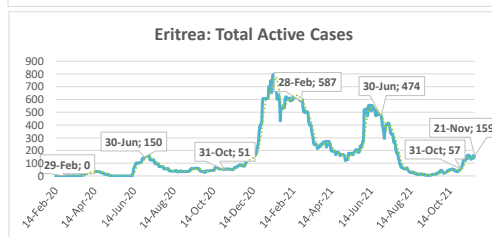
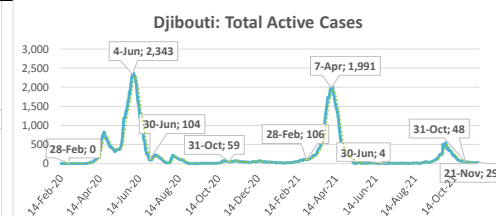
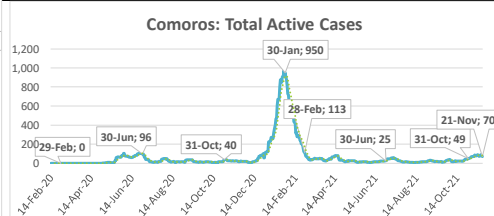
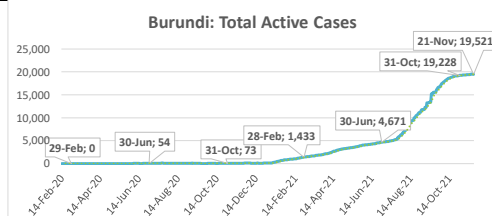
Highlights of the Covid-19 Situation in East Africa for the Week Ending November 21, 2021

- **As of Sunday, November 21, 2021, the number of total cases in the East Africa region reached 1,022,729.** The region reported 2,930 new cases in the week, which is a 17.2% decline compared to the preceding week. The total number of deaths reported reached 22,442, of which 111 were new deaths during the week. The number of total recovered cases reached 842,103¹, of which 0.4% were newly recovered cases during the week. The total number of active cases stands at 132,684, indicating a decline of 921 cases in the week. The weekly decline in the number of active cases in the region is mainly attributable to Ethiopia followed by Somalia.
- **Ethiopia accounted for 36.2% of the total cases reported in the region since the start of the pandemic and 47.0% of the new cases reported in the region during the week.** Comoros has reported the lowest number of total cases in the region since the start of the pandemic at 4,450.
- **The average case fatality rate (CFR) based on cumulative total cases and deaths as of November 21, 2021, for the region, stands at 2.2%. The highest CFR in the region was reported in Sudan at 7.7% and the lowest in Seychelles at 0.5%.**

¹ Burundi has not been publishing new data on recovered cases and deaths since 6 January 21, hence is excluded from CFR comparison.

Summary of COVID-19 tracking in East Africa: Situation for the week ending 21 November 2021

	Date of first case	Cases				Deaths				Recovered				Active				Test	
		Total cases	New cases for the week of	New cases for the week of	Weekly change	Total deaths	New deaths for the week of	New deaths for the week of	Weekly change from Previous week	Total Recovered	New recovered for the week of	New recovered for the week of	Weekly change from Previous week	Active cases	active for the week of	New active for the week of	Weekly change from Previous week	Total tests	Tests Per million People
			21 Nov.	14 Nov.			21 Nov.	14 Nov.			21 Nov.	14 Nov.			21 Nov.	14 Nov.			
East Africa	13-Mar-20	1,022,729	2,930	3,538	-608	22,442	111	129	-18	842,103	3,711	3,038	-673	132,684	-921	-4,203	3,282	14,484,910	38,576
Burundi	31-Mar-20	20,332	111	74	-37	38	0	0	0	773	0	0	0	19,521	111	487	-376	821,961	69,126
Comoros	2-May-20	4,450	62	73	-11	150	1	2	-1	4,230	79	51	28	70	-18	45	-63	6,227	7,161
Djibouti	18-Mar-20	13,501	6	4	-2	186	0	0	0	13,286	2	11	-9	29	4	-124	-128	243,511	246,469
Eritrea	21-Mar-20	7,175	120	107	-13	54	3	5	-2	6,962	100	87	13	159	17	75	-58	23,693	6,681
Ethiopia	13-Mar-20	370,200	1,378	1,612	-234	6,682	59	81	-22	346,877	2,170	1,600	-570	16,641	-851	-6,507	-5,656	3,817,676	33,208
Kenya	13-Mar-20	254,710	413	464	-51	5,328	12	4	-8	247,954	309	345	-36	1,428	92	-335	-427	2,798,001	52,035
Rwanda	14-Mar-20	100,217	81	189	-108	1,340	2	4	-2	45,521	2	3	-1	53,356	77	771	-694	3,367,452	259,990
Seychelles	15-Mar-20	22,895	262	413	-151	125	3	3	0	22,423	232	239	-7	347	27	-135	-162	21,504	218,654
Somalia	16-Mar-20	22,969	132	144	-12	1,324	11	19	-8	11,714	525	422	103	9,931	-404	100	-504	352,046	22,151
South Sudan	5-Apr-20	12,638	80	105	-25	133	0	0	0	12,169	0	161	-161	336	80	-16	-96	259,491	23,182
Sudan	13-Mar-20	40,238	0	0	0	3,099	0	0	0	32,905	0	0	0	4,234	0	594	-594	562,941	12,838
Tanzania	16-Mar-20	26,227	31	0	31	727	2	0	-2	297,169	4,975
Uganda	21-Mar-20	127,177	254	353	-99	3,256	18	11	7	97,289	292	119	173	26,632	-56	842	-898	1,913,238	41,828



.....: 7-day moving average

North Africa

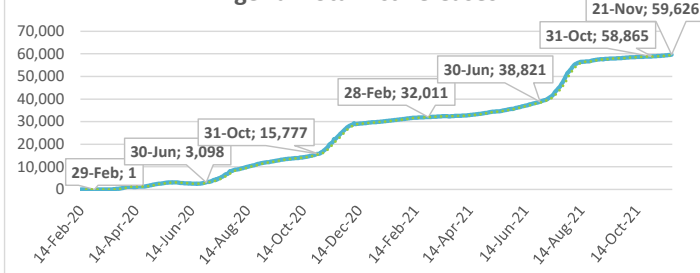
Highlights of the Covid-19 Situation in North Africa for the Week Ending November 21, 2021

- **As of Sunday, November 21, 2021, the number of total cases in the North Africa region reached 2,630,992.** The region reported 12,340 new cases in the week, which is a 4.1% decline compared to the preceding week. The total number of deaths reported reached 72,257, of which 617 were new deaths during the week. The number of total recovered cases reached 2,422,022, of which 0.8% were newly recovered cases during the week. The total number of active cases stands at 136,713, indicating a decline of 6,901 cases during the week. The weekly decline in the number of active cases in the region is mainly attributable to Libya.
- **Morocco accounted for 36.1% of the total cases reported in the region since the start of the pandemic, while Egypt accounted for 52.2% of the new cases in the region during the week.** Mauritania has reported the lowest number of total cases in the region since the start of the pandemic which have accumulated to a total of 38,647.
- **The average case fatality rate (CFR) based on cumulative total cases and deaths as of November 21, 2021, for the region, stands at 2.7%. The highest CFR in the region was recorded in Egypt at 5.7% and the lowest in Libya at 1.5%.**

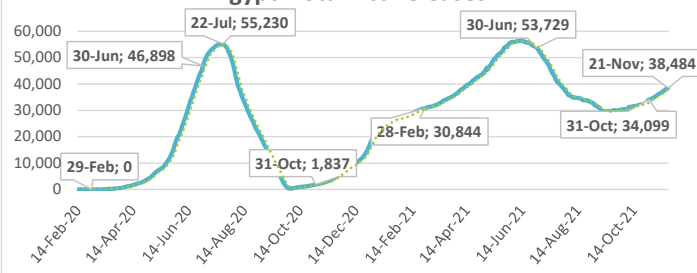
Summary of COVID-19 tracking in North Africa: Situation for the week ending 21 November 2021

	Date of first case	Cases				Deaths				Recovered				Active				Test	
		Total cases	New cases for the week of	New cases for the week of	Weekly change	Total deaths	New deaths for the week of	New deaths for the week of	Weekly change from Previous week	Total Recovered	New recovered for the week of	New recovered for the week of	Weekly change from Previous week	Active cases	New active for the week of	New active for the week of	Weekly change from Previous week	Total tests	Tests Per million People
			21 Nov.	14 Nov.			21 Nov.	14 Nov.			21 Nov.	14 Nov.			21 Nov.	14 Nov.			
North Africa	14-Feb-20	2,630,992	12,340	12,871	-531	72,257	617	622	-5	2,422,022	18,624	19,534	-910	136,713	-6,901	-14,601	7,700	21,695,507	105,096
Algeria	26-Feb-20	208,952	982	814	168	6,021	37	39	-2	143,305	607	512	95	59,626	338	369	-31	230,861	5,265
Egypt	14-Feb-20	350,397	6,436	6,476	-40	19,933	434	423	11	291,980	4,298	4,457	-159	38,484	1,704	3,541	-1,837	5,619,140	54,910
Libya	25-Mar-20	367,811	3,136	3,761	-625	5,380	84	89	-5	328,866	11,934	10,212	1,722	33,565	-8,882	-16,588	7,706	1,872,730	272,544
Mauritania	14-Mar-20	38,647	514	430	84	818	11	6	5	36,952	382	364	18	877	121	253	-132	492,231	105,864
Morocco	5-Mar-20	948,923	697	830	-133	14,761	18	30	-12	930,971	959	1,371	-412	3,191	-280	-1,918	1,638	10,335,992	280,028
Tunisia	5-Mar-20	716,262	575	560	15	25,344	33	35	-2	689,948	444	2,618	-2,174	970	98	-258	356	3,144,553	266,068

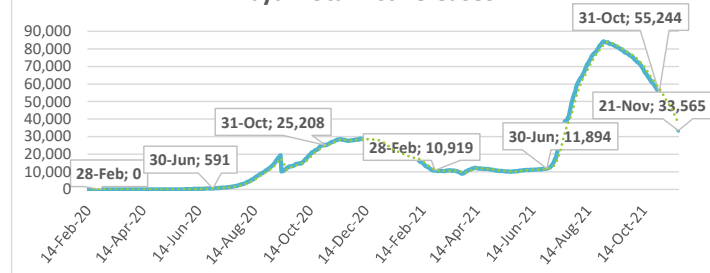
Algeria: Total Active Cases



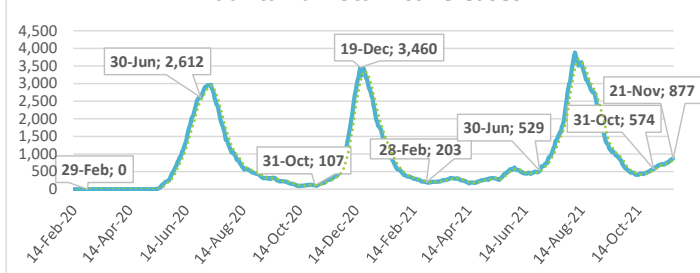
Egypt: Total Active Cases



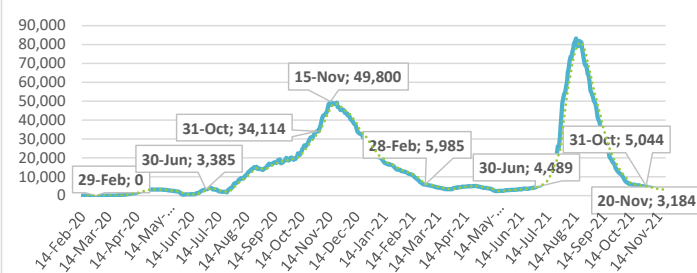
Libya: Total Active Cases



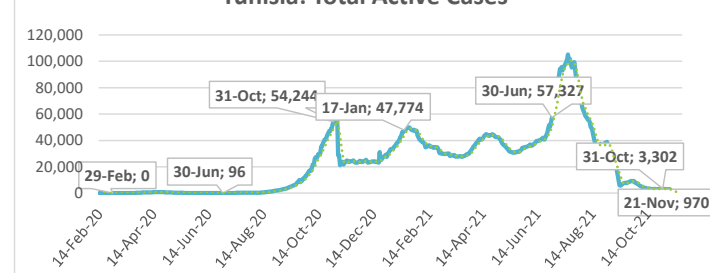
Mauritania: Total Active Cases



Morocco: Total Active Cases



Tunisia: Total Active Cases



.....: 7-day moving average

Southern Africa

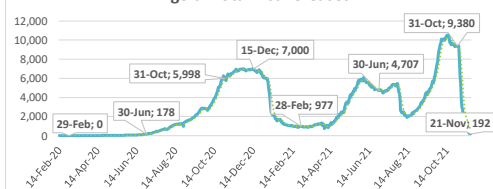
Highlights of the Covid-19 Situation in Southern Africa for the Week Ending November 21, 2021

- **As of Sunday, November 21, 2021, the number of total cases in the Southern Africa region reached 4,010,088.** The region reported 5,268 new cases in the week, which is a 26.7% increase compared to the preceding week. The total number of deaths reported reached 113,066, of which 114 were new deaths during the week. The total number of recovered cases reached 3,849,632, of which 0.1% were newly recovered cases during the week. The total number of active cases stands at 47,390, indicating an increase of 388 cases in the week. The weekly increase in the number of active cases in the region is mainly attributable South Africa.
- **South Africa accounted for 73.1% of the total cases reported in the region since the start of the pandemic and 47.7% of the new cases in the region during the week.** São Tomé & Príncipe has the lowest number of total cases reported in the region at 3,731.
- **The average case fatality rate (CFR) based on cumulative total cases and deaths as of November 21, 2021, for the region, stands at 2.8%. The highest CFR in the region was reported in Malawi at 3.7% and the lowest in Botswana at 1.2%.**

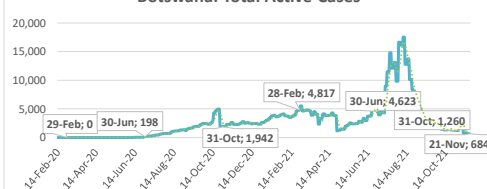
Summary of COVID-19 tracking in Southern Africa: Situation for the week ending 21 November 2021

	Date of first case	Cases				Deaths				Recovered				Active				Test	
		Total cases	New cases for the week of	New cases for the week of	Weekly change	Total deaths	New deaths for the week of	New deaths for the week of	Weekly change from Previous week	Total Recovered	New recovered for the week of	New recovered for the week of	Weekly change from Previous week	Active cases	active for the week of	New active for the week of	Weekly change from Previous week	Total tests	Tests Per million People
		21 Nov.	14 Nov.	14 Nov.		21 Nov.	14 Nov.	14 Nov.		21 Nov.	14 Nov.	14 Nov.		21 Nov.	14 Nov.	14 Nov.			
Southern Africa	5-Mar-20	4,010,088	5,268	4,157	1,111	113,066	114	223	-109	3,849,632	4,766	7,327	-2,561	47,390	388	-15,973	16,361	29,865,567	140,093
Angola	27-Mar-20	65,024	111	239	-128	1,730	3	7	-4	63,102	1,415	1,671	-256	192	-1,307	-7,614	6,307	1,166,184	35,483
Botswana	16-Mar-20	194,445	744	766	-22	2,416	5	4	-1	191,345	768	2,577	-1,809	684	-29	1,182	-1,211	1,850,000	786,689
Eswatini	14-Mar-20	46,487	15	15	0	1,248	3	1	-2	45,215	11	22	-11	24	1	-187	188	396,922	342,126
Lesotho	13-May-20	21,729	38	6	32	661	0	2	-2	13,600	502	294	208	7,468	-464	-656	192	253,345	118,261
Madagascar	20-Mar-20	43,672	0	40	-40	964	0	0	0	41,322	0	0	0	1,386	0	10	-10	261,430	9,441
Malawi	2-Apr-20	61,863	20	28	-8	2,304	2	0	2	58,755	151	602	-451	804	-133	-1,088	955	436,920	22,840
Mauritius	18-Mar-20	18,979	0	665	-665	240	0	41	-41	1,854	0	0	0	16,885	0	1,623	-1,623	359,627	282,777
Mozambique	27-Mar-20	151,488	61	59	2	1,938	2	2	0	149,437	69	69	0	113	-10	-854	844	967,353	30,950
Namibia	14-Mar-20	129,091	50	32	18	3,569	5	1	4	125,450	116	128	-12	72	-71	-670	599	777,206	305,878
São Tomé & Príncipe	6-Apr-20	3,731	0	2	-2	56	0	0	0	3,671	20	18	2	4	-20	-469	449	28,320	129,221
South Africa	2-Mar-20	2,929,862	3,923	1,983	1,940	89,574	90	152	-62	2,821,141	1,453	1,585	-132	19,147	2,380	-6,274	8,654	19,113,226	322,267
Zambia	18-Mar-20	210,070	87	81	6	3,667	1	2	-1	206,303	105	130	-25	100	-19	-26	7	2,688,803	146,258
Zimbabwe	25-Mar-20	133,647	219	241	-22	4,699	3	11	-8	128,437	156	231	-75	511	60	-950	1,010	1,566,231	105,378

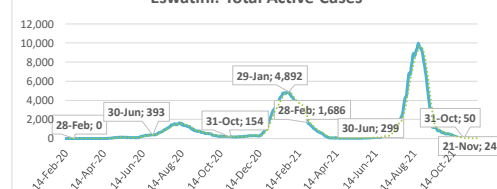
Angola: Total Active Cases



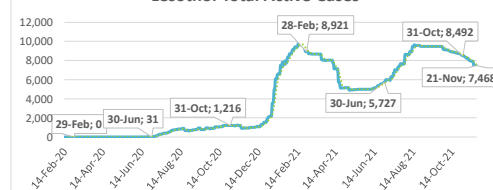
Botswana: Total Active Cases



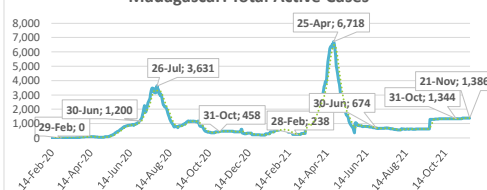
Eswatini: Total Active Cases



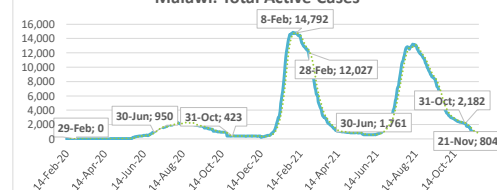
Lesotho: Total Active Cases



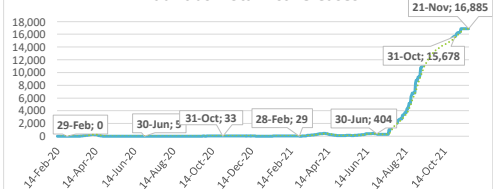
Madagascar: Total Active Cases



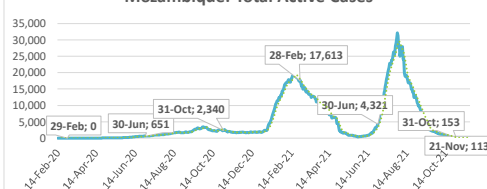
Malawi: Total Active Cases



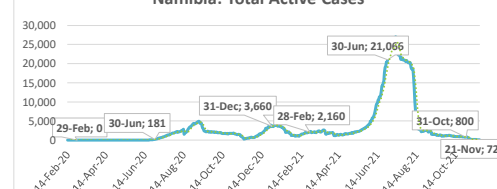
Mauritius: Total Active Cases



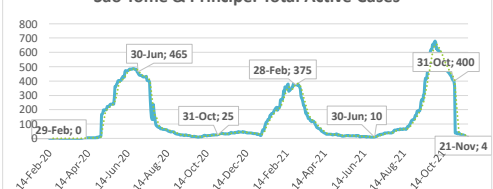
Mozambique: Total Active Cases



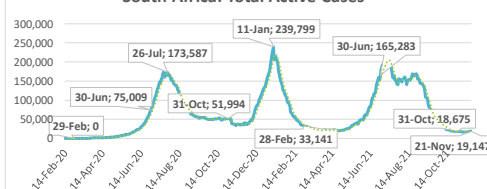
Namibia: Total Active Cases



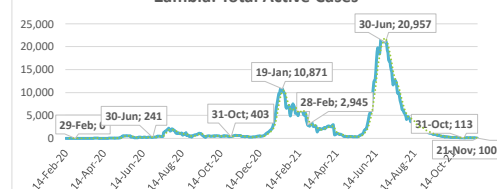
São Tomé & Príncipe: Total Active Cases



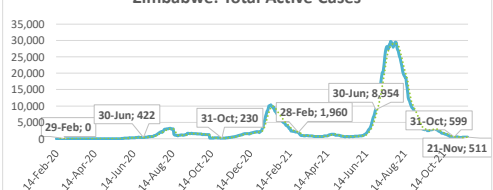
South Africa: Total Active Cases



Zambia: Total Active Cases



Zimbabwe: Total Active Cases



.....: 7-day moving average

West Africa

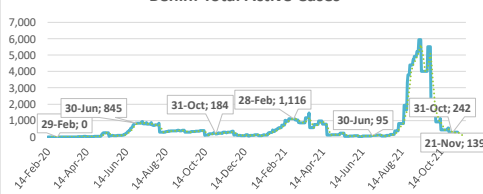
Highlights of the Covid-19 Situation in West Africa for the Week Ending November 21, 2021

- **As of Sunday, November 21, 2021, the number of total cases in the West Africa region reached 668,006.** The region reported 1,505 new cases during the week, which is a 20.2% decline compared to the new cases reported in the preceding week. The total number of deaths reported reached 9,903, of which 61 were new deaths during the week. The number of total recovered cases reached 648,145, of which 0.4% were newly recovered cases during the week. The total number of active cases stands at 9,958, indicating a decline of 865 cases in the week. The weekly decline in the number of active cases in the region is mainly attributable to Ghana and Nigeria.
- **Nigeria accounted for 32.0% of the total cases reported in the West region since the start of the pandemic and 29.4% of the new cases in the region during the week.** Liberia has the lowest number of total cases in the region since the start of the pandemic with a total of 5,818.
- **The average case fatality rate (CFR) based on cumulative total cases and deaths as of November 21, 2021, for the region, stands at 1.5%. The highest CFR in the region was reported in Liberia at 4.9% and the lowest in Benin at 0.6%.**

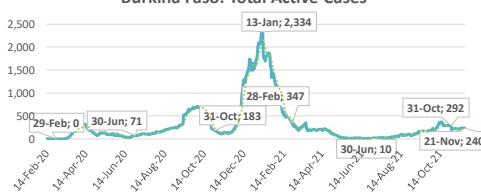
Summary of COVID-19 tracking in West Africa: Situation for the week ending 21 November 2021

	Date of first case	Cases				Deaths				Recovered				Active				Test	
		Total cases	New cases for the week of	New cases for the week of	Weekly change	Total deaths	New deaths for the week of	New deaths for the week of	Weekly change from Previous week	Total Recovered	New recovered for the week of	New recovered for the week of	Weekly change from Previous week	Active cases	New active for the week of	New active for the week of	Weekly change from Previous week	Total tests	Tests Per million People
			21 Nov.	14 Nov.		21 Nov.	14 Nov.	14 Nov.		21 Nov.	14 Nov.	14 Nov.		21 Nov.	14 Nov.	14 Nov.			
West Africa	28-Feb-20	668,006	1,505	1,886	-381	9,903	61	122	-61	648,145	2,309	3,226	-917	9,958	-865	-6,355	5,490	11,047,244	27,812
Benin	16-Mar-20	24,846	13	29	-16	161	0	0	0	24,546	0	200	-200	139	13	-131	144	604,310	49,847
Burkina Faso	9-Mar-20	15,514	233	178	55	265	31	13	18	15,009	176	172	4	240	26	-146	172	266,509	12,750
Cabo Verde	20-Mar-20	38,327	31	40	-9	350	0	1	-1	37,910	53	53	0	67	-22	-309	287	370,181	665,809
Côte d'Ivoire	11-Mar-20	61,591	80	90	-10	702	0	3	-3	60,558	158	149	9	331	-78	-438	360	1,131,105	42,880
Gambia, The	18-Mar-20	9,988	8	7	1	342	1	0	1	9,636	12	6	6	10	-5	7	-12	120,595	49,901
Ghana	12-Mar-20	130,827	178	258	-80	1,208	2	18	-16	128,885	554	629	-75	734	-378	-1,027	649	1,933,408	62,222
Guinea	13-Mar-20	30,715	0	34	-34	387	0	2	-2	29,650	0	79	-79	678	0	-229	229	585,417	44,577
Guinea-Bissau	27-Mar-20	6,434	32	252	-220	146	2	1	1	6,181	101	343	-242	107	-71	-323	252	105,463	53,589
Liberia	16-Mar-20	5,818	1	2	-1	287	0	0	0	5,523	65	0	65	8	-64	11	-75	139,824	27,646
Mali	25-Mar-20	16,946	280	295	-15	592	7	9	-2	15,000	164	97	67	1,354	109	472	-363	478,686	23,638
Niger	20-Mar-20	6,836	144	202	-58	242	10	12	-2	6,407	189	96	93	187	55	40	-95	184,073	7,604
Nigeria	28-Feb-20	213,589	442	434	8	2,974	6	62	-56	206,518	786	1,353	-567	4,097	-350	-3,890	3,540	3,440,172	16,689
Senegal	2-Mar-20	73,968	14	19	-5	1,883	2	1	1	72,075	14	18	-4	10	-2	-13	11	864,033	51,603
Sierra Leone	31-Mar-20	6,400	0	2	-2	121	0	0	0	4,397	0	2	-2	1,882	0	0	0	252,243	31,621
Togo	6-Mar-20	26,207	49	44	5	243	0	0	0	25,850	37	29	8	114	12	-379	391	571,225	68,999

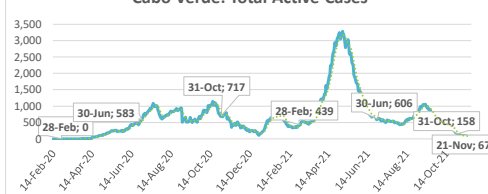
Benin: Total Active Cases



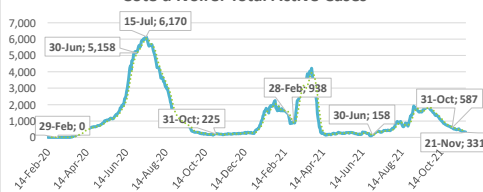
Burkina Faso: Total Active Cases



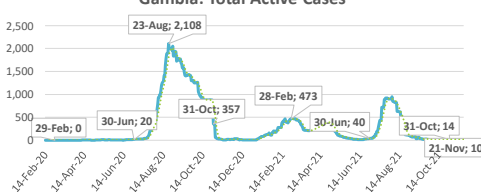
Cabo Verde: Total Active Cases



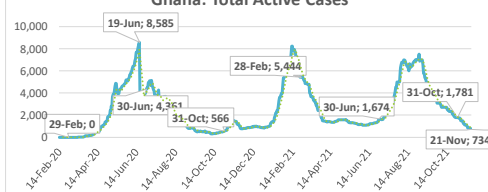
Côte d'Ivoire: Total Active Cases



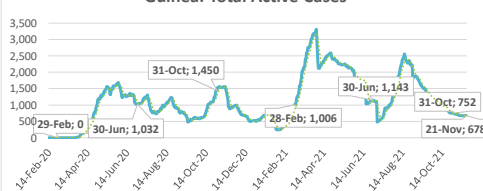
Gambia: Total Active Cases



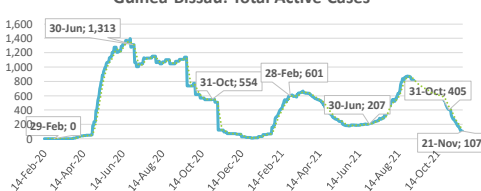
Ghana: Total Active Cases



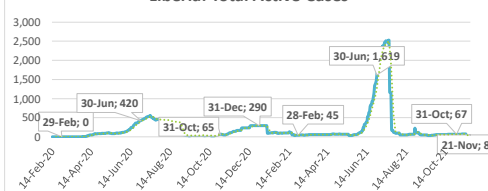
Guinea: Total Active Cases



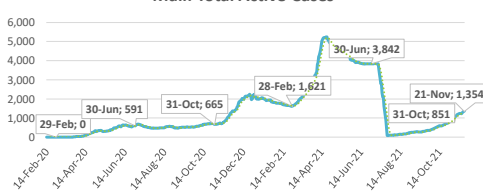
Guinea-Bissau: Total Active Cases



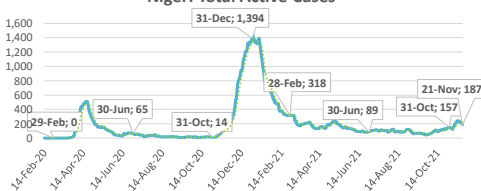
Liberia: Total Active Cases



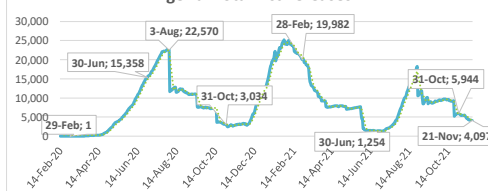
Mali: Total Active Cases



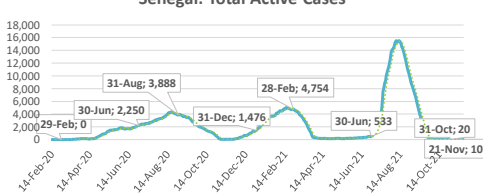
Niger: Total Active Cases



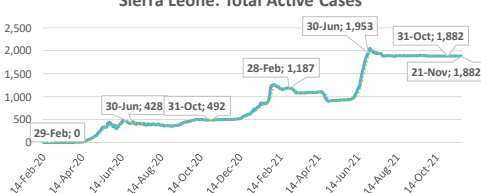
Nigeria: Total Active Cases



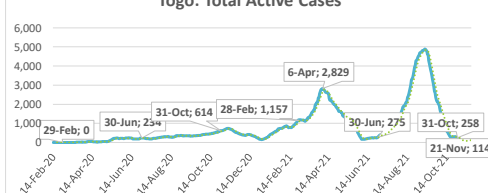
Senegal: Total Active Cases



Sierra Leone: Total Active Cases



Togo: Total Active Cases



.....: 7-day moving average