



AFRICAN DEVELOPMENT BANK GROUP

Weekly Data Flash on Covid-19 in Africa¹:

The situation as of Sunday, April 11, 2021

Statistics Department (ECST)

¹ This briefing note has been prepared by Roza Mamuye Bora, Senior Statistician; Anouar Chaouch, Statistician; Soumaila Karambiri, Statistical Assistant; Regis Hauhouot Stephane, Statistical Assistant and Desire Lakpa Guy, Statistical Assistant and under the supervision of Louis Kouakou, Division Manager ECST1.

For more information on Covid-19, please visit the Bank's Africa Information Highway
<https://africacovid.opendataforafrica.org/>.

Contents

	Page
Highlights of the Covid-19 Situation in Africa as of April 11, 2021	1
Data Annexes: Africa	4
Highlights of the Covid-19 Situation in Central Africa as of April 11, 2021	6
Data Annexes: Central Africa	8
Highlights of the Covid-19 Situation in East Africa as of April 11, 2021	9
Data Annexes: East Africa	11
Highlights of the Covid-19 Situation in North Africa as of April 11, 2021	12
Data Annexes: North Africa	14
Highlights of the Covid-19 Situation in Southern Africa as of April 11, 2021	15
Data Annexes: Southern Africa	17
Highlights of the Covid-19 Situation in West Africa as of April 11, 2021	18
Data Annexes: West Africa	20

Highlights of the Covid-19 Situation in Africa as of April 11, 2021²

Vaccinations: Status Update

- **Over 122.5 million new Covid-19 vaccinations were administered globally in the week ending April 11, 2021, bringing the total given since the start of the pandemic to 781,496,115.** In terms of the geographical distribution, the USA accounted for 23.9% of the total number of Covid-19 vaccinations administered to date, followed by China at 21.0% and India at 13.4%.
- **The number of African countries rolling out Covid-19 vaccinations is gradually increasing; to date 26 countries have reported data on the number of vaccinations they have given, though the number of countries that have just started their vaccination roll-out could be higher.** As of April 11, 2021, 13,368,922 vaccinations had been administered in Africa, which represents 1.7% of total global vaccinations. Morocco accounts for 64.4% of the vaccinations carried out in Africa to date.

Covid-19 Testing in Africa

- **As of Sunday, April 11, 2021, more than 41.9 million tests for Covid-19 had been administered in Africa, of which over 1.0 million were reported in the week under review.** The majority (24.2%) of the total tests as of April 11, 2021 were conducted in South Africa, followed by Morocco (14.5%), Egypt (6.4%), Ethiopia (5.8%), Nigeria (4.3%), Kenya (3.7%), Zambia (3.1%), Cameroon (3.0%), Rwanda (2.9%) and Tunisia (2.8%). These ten countries collectively account for 70.8% of the tests conducted to date in Africa.
- **The number of average tests per 1 million people in Africa as of April 11, 2021 stands at 31,328, which is an increase of 2.5% over the figure reported in the previous week.** Botswana is the best performer on this indicator with 401,843 tests per 1 million people, followed by Gabon (297,740), Cabo Verde (287,363), Mauritius (282,029), Seychelles (218,654), South Africa (170,952) and Morocco (165,299).

Confirmed, New and Active Global Covid-19 Cases

- **Globally, the total number of confirmed Covid-19 cases since the start of the pandemic reached 135,875,693:** the majority of which (30.5%) occurred in Europe, followed by North America (26.9%), Asia (22.9%), South America (16.5%) and Africa (3.2%). To date, 85,154,866 cases have recovered globally, representing 62.7% of confirmed global Covid-19 cases.
- **The number of new cases reported globally in the review week amounted to 4,662,918, indicating a 13.8% increase compared to the new cases recorded in the preceding week.**

² Tanzania has not released data on Covid-19 since May 08, 2020. Liberia has not released new data for the past two weeks. The Republic of Congo has not released new data for the week under review.

- **The number of global deaths due to Coronavirus reached 2,935,458, of which 82,995 were recorded in the week ending April 11, 2021;** this represents an increase of 20.4% over the previous week. The number of global active cases showed an increment of 1,697,254 cases in the review week, to reach 47,785,369 as of April 11, 2021.
- **Africa accounted for 3.2% of the total global cases, 3.9% of deaths, 4.6% of recovered cases and 0.7% of active cases as of April 11, 2021, as detailed below.**

Confirmed, New and Active Covid-19 Cases in Africa

- **As of April 11, 2021, the total number of confirmed cases in Africa reached 4,350,198,** 77.4% of which were in nine countries, namely South Africa (35.8%), Morocco (11.5%), Tunisia (6.2%), Ethiopia (5.3%), Egypt (4.8%), Libya (3.9%), Nigeria (3.8%), Kenya (3.3%) and Algeria (2.7%). The five countries with the lowest number of cases were Mauritius, Liberia, São Tomé & Príncipe, Burundi and Eritrea, with cases ranging between 1,192 in Mauritius and 3,447 in Eritrea, collectively accounting for 0.3% of the confirmed cases in Africa. Considering population size, Seychelles, Cabo Verde, South Africa, Libya and Tunisia are the five countries with the highest number of confirmed cases per million people; rates ranging from 45,670 in Seychelles to 23,246 in Tunisia. The average cases per million, for Africa, stands at 3,326.
- **In the week under review, a total of 79,279 new cases were reported in Africa,** which is a 7.6% decline compared to the previous week. These new cases in Africa account for 1.7% of the weekly new cases recorded globally. The North Africa region accounted for 35.0% of the weekly new cases in Africa, followed by East Africa (30.6%), Southern Africa (18.6%), Central Africa (7.9%) and West Africa (7.8%).
- **The total number of active cases in Africa increased by 16,482 cases in the review week to reach 351,415.** Currently, just seven countries account for 72.8% of the active cases in Africa, namely Ethiopia (55,189), Kenya (44,227), Egypt (38,545), Tunisia (37,661), Algeria (32,786), Cameroon (25,551) and South Africa (21,840).
- **From a regional perspective, North Africa accounts for 35.9% of active cases in Africa, followed by East Africa (33.8%), Southern Africa (14.1%), Central Africa (9.4%) and West Africa (6.7%).**

Deaths and the Case Fatality Rates in Africa

- **As of April 11, 2021, a total of 115,710 deaths had been reported in Africa since the start of the pandemic,** of which 53.0% were in Southern Africa, 32.0% in North Africa, 8.0% in East Africa, 5.0% in West Africa and 2.0% in Central Africa. The five countries with the highest number of reported deaths due to Covid-19 since the start of the pandemic are South Africa, Egypt, Tunisia, Morocco and Ethiopia, ranging from 53,322 in South Africa to 3,174 in Ethiopia. A total of 1,857 new deaths were reported in Africa in the week under review, which is a decline of 4.3% compared to the preceding week.

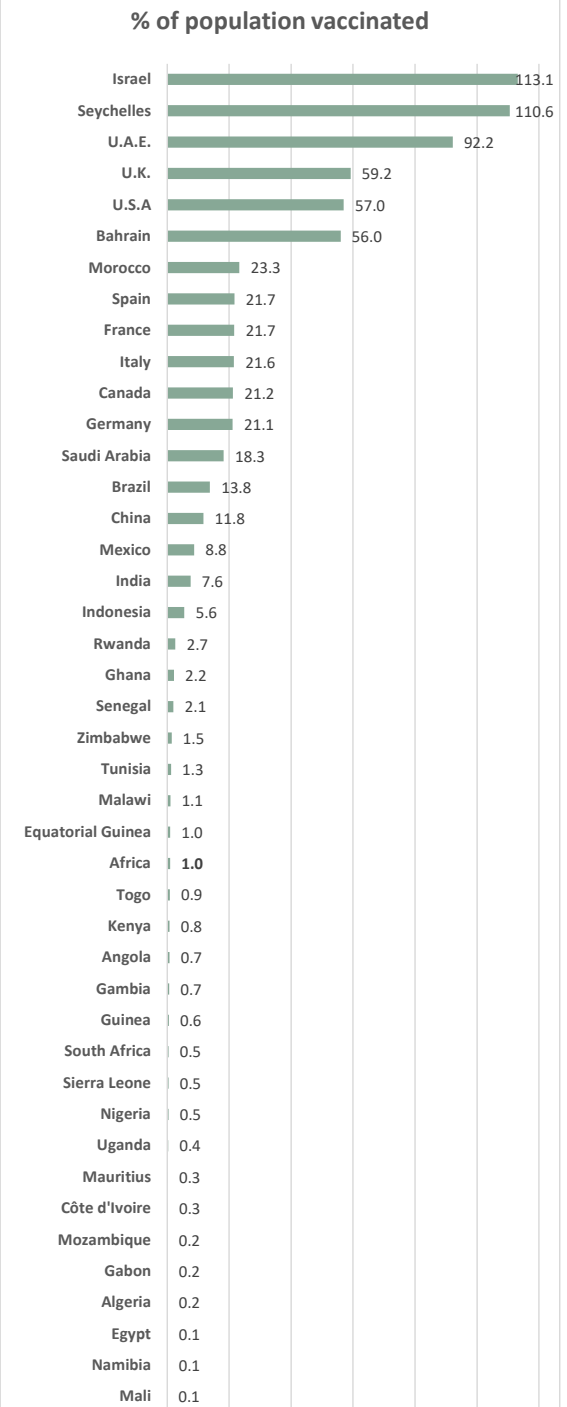
- **The case fatality rate (CFR), i.e. deaths per confirmed cases for Africa, stands at 2.7%, which is higher than the global CFR rate of 2.2%.** Regionally, West Africa has the lowest CFR at 1.3%, followed by Central Africa at 1.6% and East Africa at 1.8%, while North Africa at 2.9% and Southern Africa at 3.1% recorded higher CFRs than the African average. As of April 11, 2021, sixteen African countries, namely Sudan (6.5%), Egypt (5.9%), Somalia (5.0%), Liberia (4.2%), Zimbabwe (4.1%), Comoros (3.9%), Eswatini (3.9%), Niger (3.7%), Chad (3.6%), Mali (3.4%), Tunisia (3.4%), South Africa (3.4%), Malawi (3.3%), The Gambia (3.0%), Lesotho (2.9%) and Senegal (2.7%) consistently recorded CRFs higher than or equal to the average for Africa.

Recovery Rates in Africa

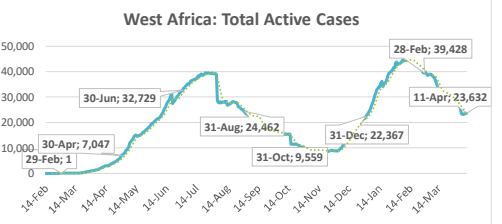
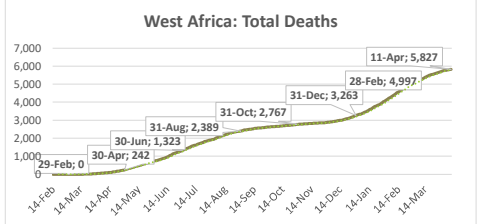
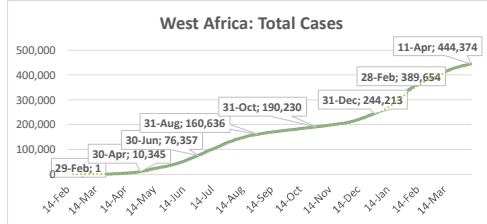
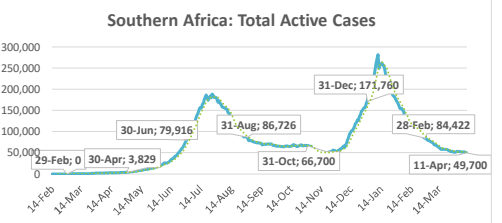
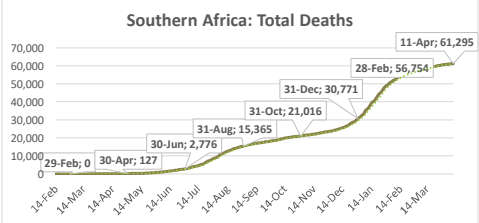
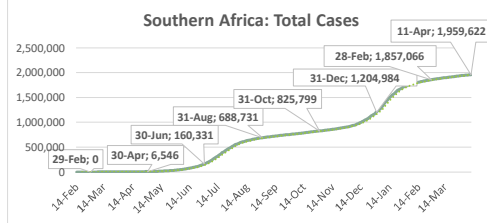
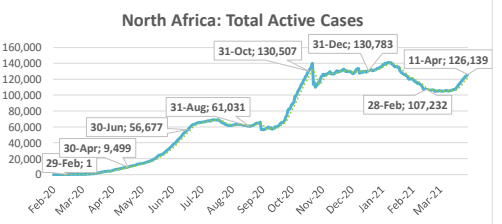
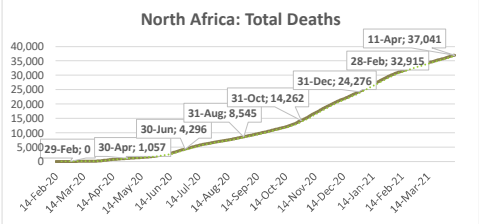
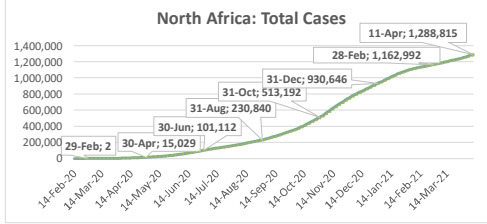
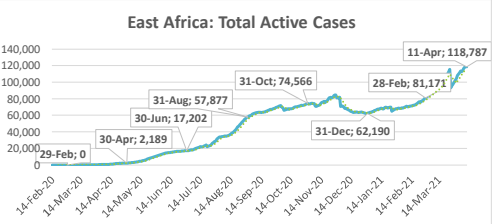
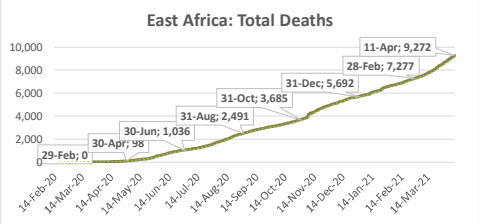
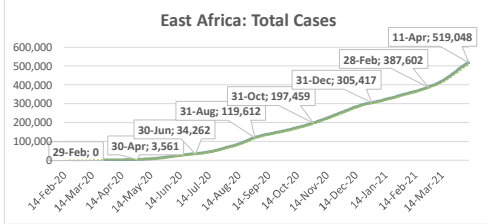
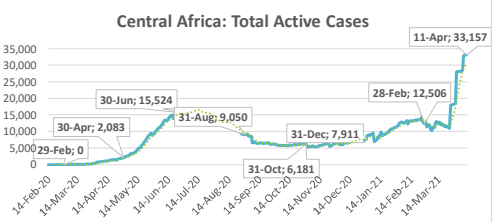
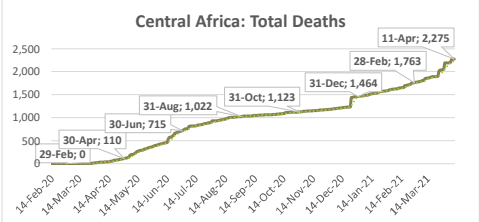
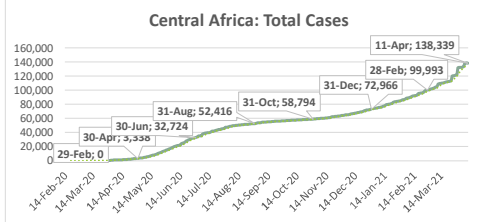
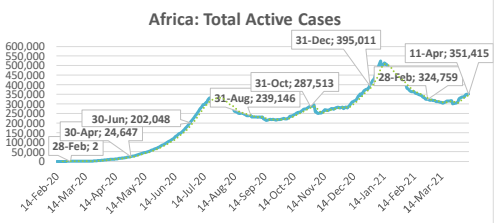
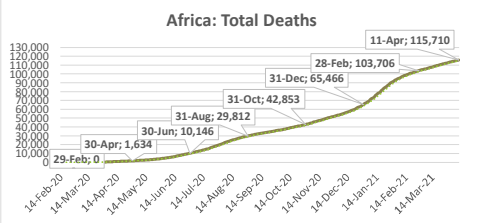
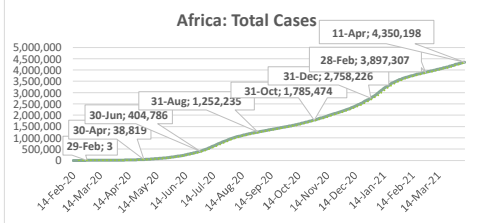
- **As of April 11, 2021, the number of recovered cases in Africa reached 3,883,073, which is 89.3% of its total confirmed cases.** Regionally, the recovery rates were 94.3% for Southern Africa, 93.4% for West Africa, 87.3% for North Africa, 75.3% for East Africa, and 74.4% for Central Africa. In the week under review 60,940 newly recovered cases were reported.

Status of Vaccinations Administered Globally for the Week Ending April 11, 2021

	Vaccinations				
	Total vaccinations	% of population vaccinated	New vaccinations for the week of 11 Apr.	New vaccinations for the week of 04 Apr.	Weekly change
World	781,496,115	10.0	122,540,308	112,334,386	10,205,922
Africa	13,368,922	1.0	1,549,298	1,710,618	-161,320
Algeria	75,000	0.2	0	0	0
Angola	245,442	0.7	104,991	64,445	40,546
Côte d'Ivoire	66,889	0.3	18,702	14,792	3,910
Egypt	148,987	0.1	0	147,672	-147,672
Equatorial Guinea	14,080	1.0	0	1,925	-1,925
Gabon	3,925	0.2	1,492	2,416	-924
Gambia	16,735	0.7	11,390	1,954	9,436
Ghana	681,211	2.2	181,211	0	181,211
Guinea	73,102	0.6	9,849	20,175	-10,326
Kenya	422,021	0.8	225,586	106,095	119,491
Malawi	209,353	1.1	49,779	157,074	-107,295
Mali	16,926	0.1	16,926	0	16,926
Mauritius	3,843	0.3	0	0	0
Morocco	8,606,571	23.3	365,701	606,395	-240,694
Mozambique	57,305	0.2	57,305	0	57,305
Namibia	2,875	0.1	781	1,213	-432
Nigeria	964,387	0.5	145,522	305,239	-159,717
Rwanda	348,926	2.7	0	297	-297
Senegal	349,108	2.1	46,251	71,134	-24,883
Seychelles	108,749	110.6	6,669	5,557	1,112
Sierra Leone	37,680	0.5	5,781	27,893	-22,112
South Africa	288,406	0.5	19,304	37,497	-18,193
Togo	77,236	0.9	35,144	0	35,144
Tunisia	150,963	1.3	70,823	35,829	34,994
Uganda	176,469	0.4	86,273	43,532	42,741
Zimbabwe	222,733	1.5	89,818	59,484	30,334
Americas					
Brazil	29,207,473	13.8	5,527,510	4,425,187	1,102,323
Canada	7,982,952	21.2	1,748,519	1,144,185	604,334
Mexico	11,204,183	8.8	2,216,993	2,262,401	-45,408
U.S.A	187,047,131	57.0	21,993,385	21,591,055	402,330
Asia					
China	164,471,000	11.8	27,794,000	34,260,000	-6,466,000
India	104,365,035	7.6	28,385,384	15,709,869	12,675,515
Indonesia	15,151,462	5.6	2,502,338	2,151,276	351,062
Europe					
France	14,530,228	21.7	2,107,768	2,028,217	79,551
Germany	17,580,596	21.1	3,199,528	2,010,649	1,188,879
Israel	10,241,543	113.1	165,819	144,499	21,320
Italy	12,997,023	21.6	1,958,558	1,723,396	235,162
Spain	10,231,825	21.7	1,683,227	1,481,227	202,000
U.K.	39,587,893	59.2	2,683,138	3,225,987	-542,849
Middle East					
Bahrain	919,222	56.0	121,298	73,923	47,375
Saudi Arabia	6,270,805	18.3	1,276,229	878,577	397,652
U.A.E.	9,005,444	92.2	426,465	497,228	-70,763



Summary of COVID-19 tracking in Africa: Situation for the week ending 11 April 2021																			
	Date of first case	Cases				Deaths				Recovered				Active				Test	
		Total cases	New cases for the week of	New cases for the week of	Weekly change from Previous week	Total deaths	New deaths for the week of	New deaths for the week of	Weekly change from Previous week	Total Recovered	New recovered for the week of	New recovered for the week of	Weekly change from Previous week	Active cases	New active for the week of	New active for the week of	Weekly change from Previous week	Total tests	Tests Per million People
11 Apr.	04 Apr.	11 Apr.	04 Apr.	11 Apr.	04 Apr.	11 Apr.	04 Apr.	11 Apr.	04 Apr.	11 Apr.	04 Apr.	11 Apr.	04 Apr.	11 Apr.	04 Apr.				
World	31-Dec	135,875,693	4,662,918	4,095,931	566,987	2,935,458	82,995	68,953	14,042	85,154,866	2,882,669	2,352,701	529,968	47,785,369	1,697,254	1,674,277	22,977	1,990,516,717	255,365
Africa	14-Feb	4,350,198	79,279	85,827	-6,548	115,710	1,857	1,940	-83	3,883,073	60,940	53,241	7,699	351,415	16,482	30,646	-14,164	41,943,249	31,328
Central Africa	6-Mar	138,339	6,285	11,501	-5,216	2,275	85	156	-71	102,907	1,150	1,264	-114	33,157	5,050	10,081	-5,031	2,451,042	16,730
East Africa	13-Mar	519,048	24,272	27,695	-3,423	9,272	427	390	37	390,989	16,724	12,554	4,170	118,787	7,121	14,751	-7,630	6,978,337	18,585
North Africa	14-Feb	1,288,815	27,766	24,319	3,447	37,041	772	708	64	1,125,635	17,141	14,314	2,827	126,139	9,853	9,297	556	11,318,867	54,830
Southern Africa	5-Mar	1,959,622	14,743	15,178	-435	61,295	504	569	-65	1,848,627	16,971	15,140	1,831	49,700	-2,732	-531	-2,201	15,085,621	70,763
West Africa	28-Feb	444,374	6,213	7,134	-921	5,827	69	117	-48	414,915	8,954	9,969	-1,015	23,632	-2,810	-2,952	142	6,109,382	15,381



.....: 7-day moving average

Central Africa

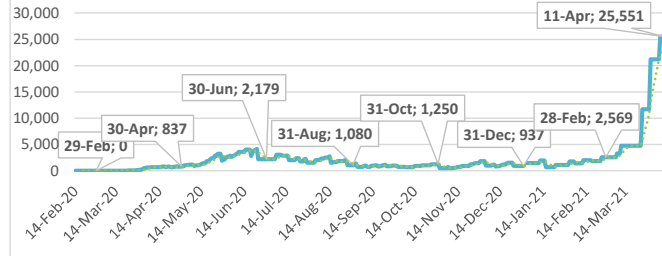
Highlights of the Covid-19 Situation in Central Africa as of April 11, 2021

- **As of Sunday, April 11, 2021, the number of total cases in the Central Africa region reached 138,339.** The region reported 6,285 new cases in the review week, which is a 45.4% decline compared to the preceding week. The total number of deaths reported reached 2,275, recording 85 new deaths in the review week. The number of total recovered cases reached 102,907, of which 1,150 were newly recovered cases during the review week. The total number of active cases stands at 33,157, which is an increase of 5,050 cases in the review week. The increase in active cases is mainly attributable to Cameroon.
- **Cameroon accounted for 44.6% of the total cases and 69.9% of the new cases reported in the region during the week under review.** Chad has the lowest number of total cases in the Central region at 4,636.
- **The average case fatality rate (CFR) for the region decreased to 1.6% in the review week. The highest CFR in the region was reported in Chad at 3.6% and the lowest in Gabon at 0.6%.**

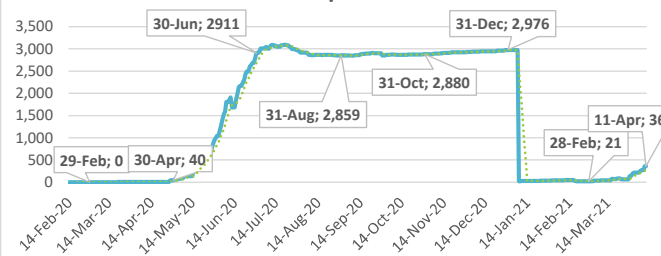
Summary of COVID-19 tracking in Central Africa: Situation for the week ending 11 April 2021

	Date of first case	Cases				Deaths				Recovered				Active				Test	
		Total cases	New cases for the week of	New cases for the week of	Weekly change	Total deaths	New deaths for the week of	New deaths for the week of	Weekly change from Previous week	Total Recovered	New recovered for the week of	New recovered for the week of	Weekly change from Previous week	Active cases	New active for the week of	New active for the week of	Weekly change from Previous week	Total tests	Tests Per million People
			11 Apr.	04 Apr.			11 Apr.	04 Apr.			11 Apr.	04 Apr.			11 Apr.	04 Apr.			
Central Africa	6-Mar	138,339	6,285	11,501	-5,216	2,275	85	156	-71	102,907	1,150	1,264	-114	33,157	5,050	10,081	-5,031	2,451,042	16,730
Cameroon	6-Mar	61,731	4,394	9,668	-5,274	919	68	130	-62	35,261	0	0	0	25,551	4,326	9,538	-5,212	1,257,949	47,388
Central African Rep.	15-Mar	5,491	246	157	89	74	2	8	-6	5,056	99	0	99	361	145	149	-4	40,907	8,470
Chad	19-Mar	4,636	41	89	-48	167	2	3	-1	4,286	87	90	-3	183	-48	-4	-44	110,863	6,749
Congo Rep. of	15-Mar	10,084	403	0	403	137	2	0	2	8,208	0	0	0	1,739	401	0	401	120,073	21,760
Congo Dem. Rep.	10-Mar	28,542	217	395	-178	745	0	6	-6	25,841	254	189	65	1,956	-37	200	-237	143,197	1,599
Equatorial Guinea	14-Mar	7,219	211	106	105	106	3	1	2	6,799	164	149	15	314	44	-44	88	115,364	82,228
Gabon	12-Mar	20,636	773	1,086	-313	127	8	8	0	17,456	546	836	-290	3,053	219	242	-23	662,689	297,740

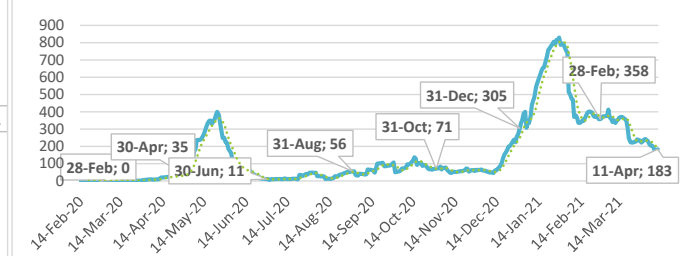
Cameroon: Total Active Cases



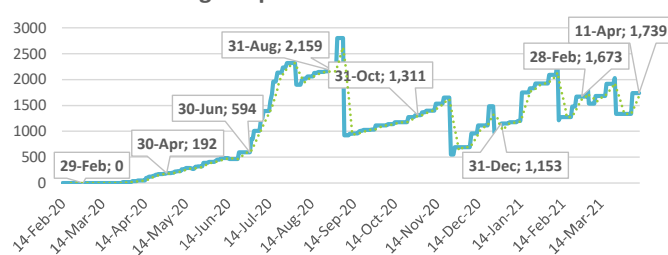
Central African Rep: Total Active Cases



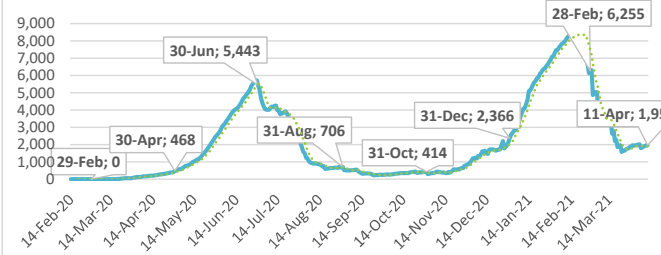
Chad: Total Active Cases



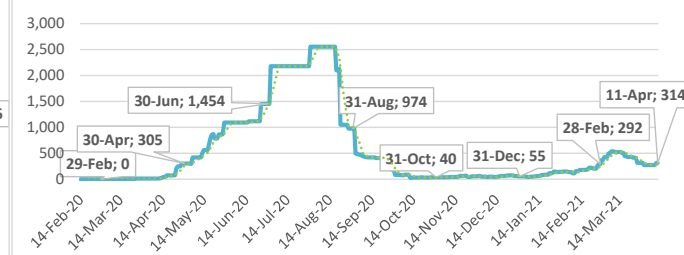
Congo Rep. of: Total Active Cases



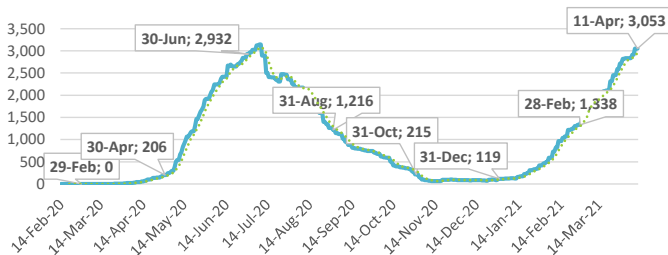
Congo Dem. Rep.: Total Active Cases



Equatorial Guinea: Total Active Cases



Gabon: Total Active Cases



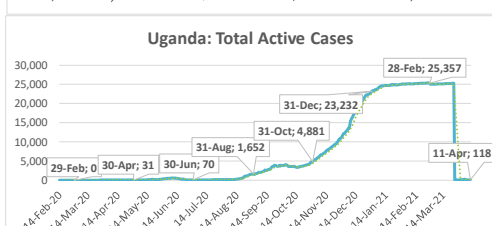
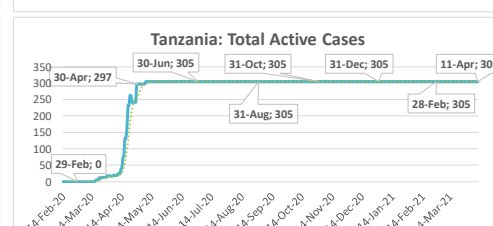
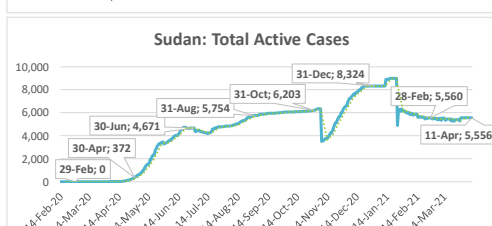
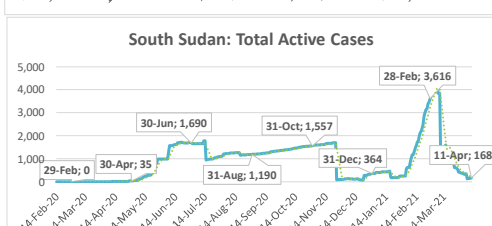
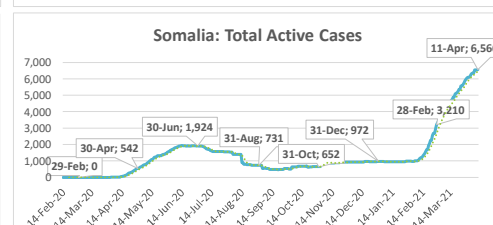
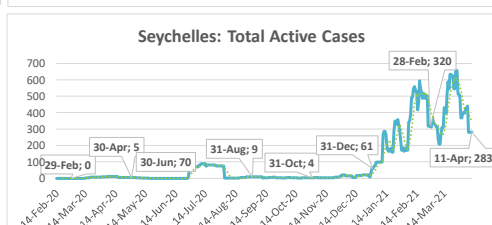
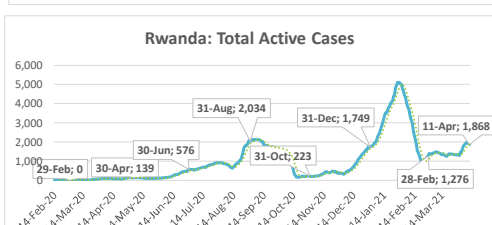
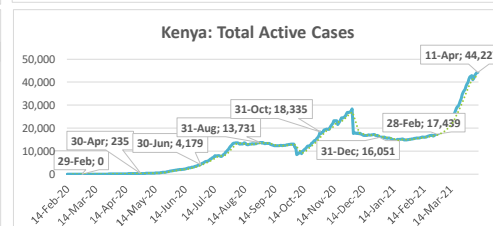
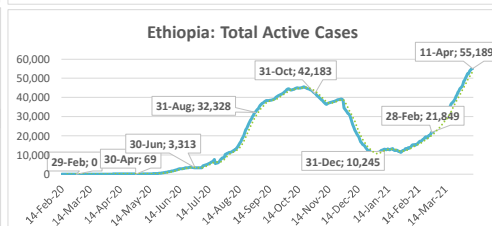
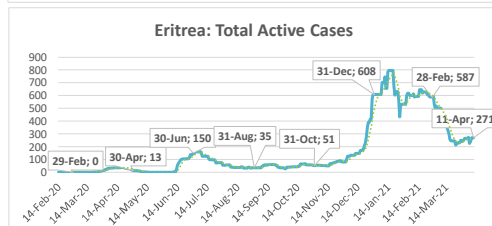
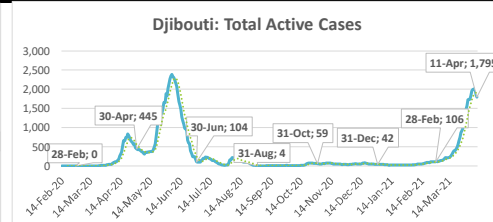
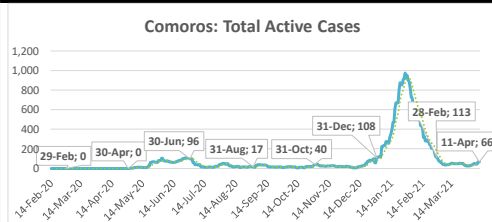
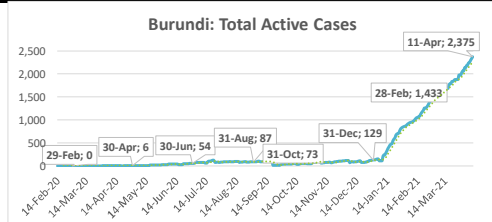
.....: 7-day moving average

East Africa

Highlights of the Covid-19 Situation in East Africa as of April 11, 2021

- **As of Sunday, April 11, 2021, the number of total cases in the East Africa region reached 519,048.** The region reported 24,272 new cases in the review week, which is a 12.4% decline compared to the preceding week. The total number of deaths reported reached 9,272, recording 427 new deaths in the review week. The number of total recovered cases reached 390,989, of which 16,724 were newly recovered cases during the review week. The total number of active cases stands at 118,787, which is an increase of 7,121 cases in the review week. The increase in the number of active cases in the region during the review week is mainly attributable to Ethiopia and Kenya.
- **Ethiopia accounted for 44.1% of the total cases and 56.9% of the new cases in the Eastern region during the week under review.** Burundi has reported the lowest number of total cases in the region since the start of the pandemic at 3,154.
- **The average case fatality rate (CFR) for the region stands at 1.8%. The highest CFR in the region was reported in Sudan at 6.5% and the lowest in Burundi at 0.2%.**

Summary of COVID-19 tracking in East Africa: Situation for the week ending 11 April 2021																			
	Date of first case	Cases				Deaths				Recovered				Active				Test	
		Total cases	New cases for the week of	New cases for the week of	Weekly change	Total deaths	New deaths for the week of	New deaths for the week of	Weekly change from Previous week	Total Recovered	New recovered for the week of	New recovered for the week of	Weekly change from Previous week	Active cases	New active for the week of	New active for the week of	Weekly change from Previous week	Total tests	Tests Per million People
			11 Apr.	04 Apr.			11 Apr.	04 Apr.			11 Apr.	04 Apr.			11 Apr.	04 Apr.			
East Africa	13-Mar	519,048	24,272	27,695	-3,423	9,272	427	390	37	390,989	16,724	12,554	4,170	118,787	7,121	14,751	-7,630	6,978,337	18,585
Burundi	31-Mar	3,154	243	154	89	6	0	0	0	773	0	0	0	2,375	243	154	89	116,794	9,822
Comoros	2-May	3,789	70	29	41	146	0	0	0	3,577	39	28	11	66	31	1	30	6,227	7,161
Djibouti	18-Mar	9,876	1,367	1,148	219	96	24	5	19	7,985	1,279	426	853	1,795	64	717	-653	139,794	141,492
Eritrea	21-Mar	3,447	113	126	-13	10	0	1	-1	3,166	108	88	20	271	5	37	-32	23,693	6,681
Ethiopia	13-Mar	228,996	13,807	14,626	-819	3,174	211	162	49	170,633	8,665	7,645	1,020	55,189	4,931	6,819	-1,888	2,445,578	21,273
Kenya	13-Mar	145,670	6,682	8,774	-2,092	2,348	124	107	17	99,095	4,912	2,429	2,483	44,227	1,646	6,238	-4,592	1,561,838	29,046
Rwanda	14-Mar	23,426	944	1,063	-119	315	4	10	-6	21,243	724	734	-10	1,868	216	319	-103	1,220,068	94,198
Seychelles	15-Mar	4,430	140	206	-66	24	0	4	-4	4,123	254	321	-67	283	-114	-119	5	21,504	218,654
Somalia	16-Mar	12,406	623	806	-183	618	61	61	0	5,222	255	248	7	6,566	307	497	-190	99,591	6,266
South Sudan	5-Apr	10,372	105	169	-64	114	1	5	-4	10,090	255	381	-126	168	-151	-217	66	139,379	12,452
Sudan	13-Mar	31,833	0	426	-426	2,063	0	35	-35	24,214	0	224	-224	5,556	0	167	-167	232,965	5,313
Tanzania	16-Mar	509	21	183	305	3,880	65
Uganda	21-Mar	41,140	178	168	10	337	2	0	2	40,685	233	30	203	118	-57	138	-195	967,026	21,141



.....: 7-day moving average

North Africa

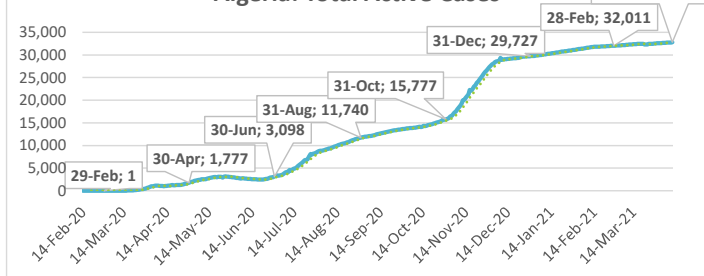
Highlights of the Covid-19 Situation in North Africa as of April 11, 2021

- **As of Sunday, April 11, 2021, the number of total cases in the North Africa region reached 1,288,815.** The region reported 27,766 new cases in the review week, which is a 14.2% increase compared to the preceding week. The total number of deaths reported reached 37,041, recording 772 new deaths in the review week. The number of total recovered cases reached 1,125,635, of which 17,141 were newly recovered cases during the review week. The total number of active cases stands at 126,139, which is an increase of 9,853 cases in the review week. The increase in the number of active cases in the region during the review week is mainly attributable to Tunisia, Egypt and Libya.
- **Morocco accounted for 39.0% of the total cases, while Tunisia accounted for 42.6% of the new cases in the region during the week under review.** Mauritania has the lowest number of total cases in the region since the start of the pandemic at 18,022.
- **The average case fatality rate (CFR) for the region currently stands at 2.9%. The highest CFR in the region was reported in Egypt at 5.9% and the lowest in Libya at 1.7%.**

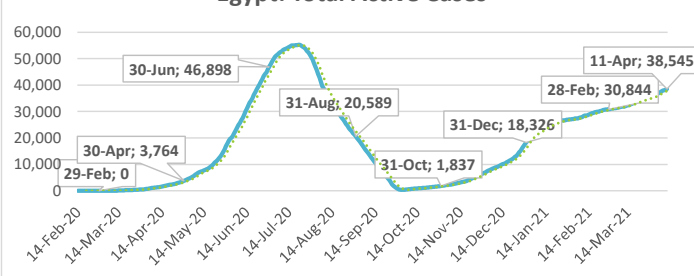
Summary of COVID-19 tracking in North Africa: Situation for the week ending 11 April 2021

	Date of first case	Cases				Deaths				Recovered				Active				Test	
		Total cases	New cases for the week of	New cases for the week of	Weekly change	Total deaths	New deaths for the week of	New deaths for the week of	Weekly change from Previous week	Total Recovered	New recovered for the week of	New recovered for the week of	Weekly change from Previous week	Active cases	New active for the week of	New active for the week of	Weekly change from Previous week	Total tests	Tests Per million People
			11 Apr.	04 Apr.			11 Apr.	04 Apr.			11 Apr.	04 Apr.			11 Apr.	04 Apr.			
North Africa	14-Feb	1,288,815	27,766	24,319	3,447	37,041	772	708	64	1,125,635	17,141	14,314	2,827	126,139	9,853	9,297	556	11,318,867	54,830
Algeria	26-Feb	118,516	894	786	108	3,130	25	25	0	82,600	704	580	124	32,786	165	181	-16	230,861	5,265
Egypt	14-Feb	210,489	5,524	4,915	609	12,445	282	281	1	159,499	3,280	3,044	236	38,545	1,962	1,590	372	2,680,240	26,191
Libya	25-Mar	167,825	5,531	5,445	86	2,823	86	119	-33	152,921	3,683	4,274	-591	12,081	1,762	1,052	710	910,823	132,555
Mauritania	14-Mar	18,022	95	156	-61	450	1	1	0	17,347	162	177	-15	225	-68	-22	-46	214,857	46,209
Morocco	5-Mar	502,102	3,905	3,538	367	8,900	50	52	-2	488,361	3,440	2,569	871	4,841	415	917	-502	6,101,279	165,299
Tunisia	5-Mar	271,861	11,817	9,479	2,338	9,293	328	230	98	224,907	5,872	3,670	2,202	37,661	5,617	5,579	38	1,180,807	99,911

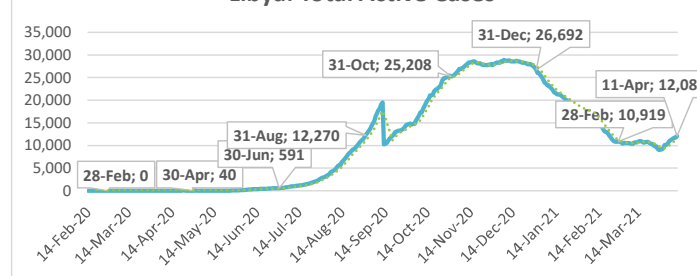
Algeria: Total Active Cases



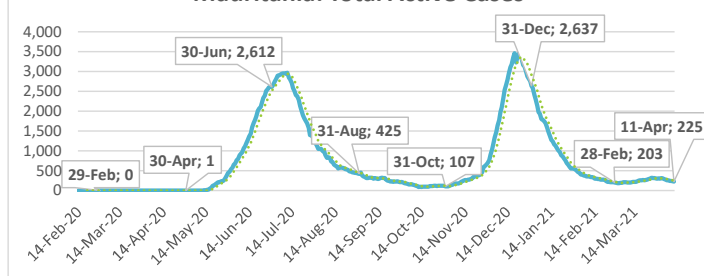
Egypt: Total Active Cases



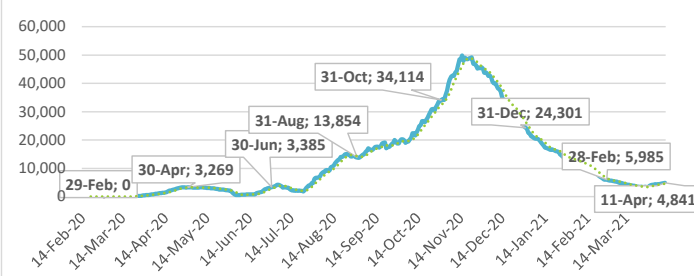
Libya: Total Active Cases



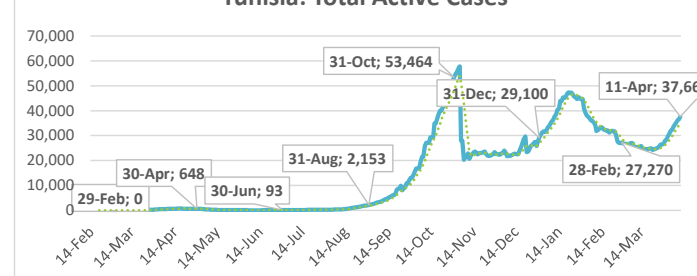
Mauritania: Total Active Cases



Morocco: Total Active Cases



Tunisia: Total Active Cases



.....: 7-day moving average

Southern Africa

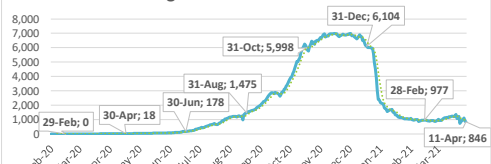
Highlights of the Covid-19 Situation in Southern Africa as of April 11, 2021

- **As of Sunday, April 11, 2021, the number of total cases in the Southern Africa region reached 1,959,622.** The region reported 14,743 new cases in the review week, which is a 2.9% decline compared to the preceding week. The total number of deaths reported reached 61,295, recording 504 new deaths in the review week. The number of total recovered cases reached 1,848,627, of which 16,971 were newly recovered cases during the review week. The total number of active cases stands at 49,700, which is a decline of 2,732 cases in the review week. The decline in the number of active cases in the region during the review week is mainly attributable to Zambia and Mozambique.
- **South Africa accounted for 79.5% of the total cases and 44.0% of the new cases in the region during the week under review.** Mauritius has the lowest number of total cases in the region at 1,192.
- **The average case fatality rate (CFR) for the region stands at 3.1%. The highest CFR in the region was reported in Zimbabwe at 4.1% and the lowest in Mauritius at 1.0%.**

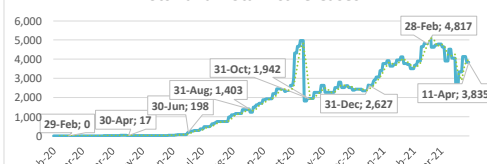
Summary of COVID-19 tracking in Southern Africa: Situation for the week ending 11 April 2021

	Date of first case	Cases				Deaths				Recovered				Active				Test	
		Total cases	New cases for the week of	New cases for the week of	Weekly change	Total deaths	New deaths for the week of	New deaths for the week of	Weekly change from Previous week	Total Recovered	New recovered for the week of	New recovered for the week of	Weekly change from Previous week	Active cases	New active for the week of	New active for the week of	Weekly change from Previous week	Total tests	Tests Per million People
			11 Apr.	04 Apr.			11 Apr.	04 Apr.			11 Apr.	04 Apr.			11 Apr.	04 Apr.			
Southern Africa	5-Mar	1,959,622	14,743	15,178	-435	61,295	504	569	-65	1,848,627	16,971	15,140	1,831	49,700	-2,732	-531	-2,201	15,085,621	70,763
Angola	27-Mar	23,457	826	568	258	553	11	9	2	22,058	1,179	590	589	846	-364	-31	-333	440,970	13,417
Botswana	16-Mar	42,674	1,796	2,412	-616	636	45	85	-40	38,203	1,245	3,055	-1,810	3,835	506	-728	1,234	944,985	401,843
Eswatini	14-Mar	17,376	24	31	-7	669	1	1	0	16,645	29	198	-169	62	-6	-168	162	181,768	156,674
Lesotho	13-May	10,707	0	21	-21	315	0	0	0	4,674	203	33	170	5,718	-203	-12	-191	71,129	33,203
Madagascar	20-Mar	28,063	2,491	1,987	504	500	46	67	-21	23,878	1,319	923	396	3,685	1,126	997	129	154,334	5,573
Malawi	2-Apr	33,827	166	180	-14	1,128	5	9	-4	31,479	793	1,075	-282	1,220	-632	-904	272	223,964	11,708
Mauritius	18-Mar	1,192	80	179	-99	12	0	2	-2	775	68	66	2	405	12	111	-99	358,675	282,029
Mozambique	27-Mar	68,758	639	922	-283	791	9	18	-9	58,904	1,780	1,849	-69	9,063	-1,150	-945	-205	496,181	15,875
Namibia	14-Mar	45,527	737	1,158	-421	570	33	28	5	43,640	1,294	948	346	1,317	-590	182	-772	361,681	142,343
São Tomé & Príncipe	6-Apr	2,266	26	28	-2	35	0	1	-1	2,184	53	73	-20	47	-27	-46	19	13,396	61,125
South Africa	5-Mar	1,558,458	6,494	6,533	-39	53,322	335	324	11	1,483,296	5,933	5,464	469	21,840	226	745	-519	10,138,936	170,952
Zambia	18-Mar	90,025	1,099	1,058	41	1,226	6	20	-14	88,018	2,950	721	2,229	785	-1,857	317	-2,174	1,305,345	71,005
Zimbabwe	25-Mar	37,288	365	101	264	1,538	13	5	8	34,873	125	145	-20	877	227	-49	276	394,257	26,526

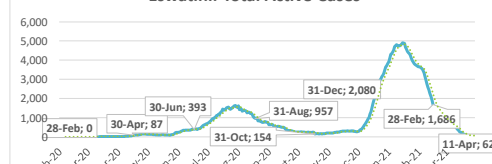
Angola: Total Active Cases



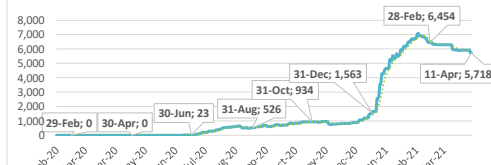
Botswana: Total Active Cases



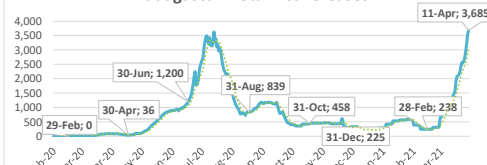
Eswatini: Total Active Cases



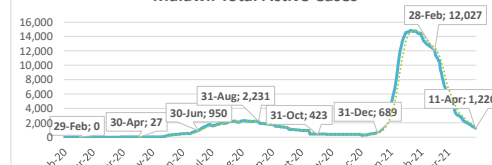
Lesotho: Total Active Cases



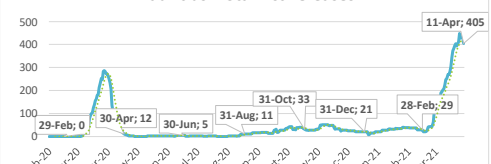
Madagascar: Total Active Cases



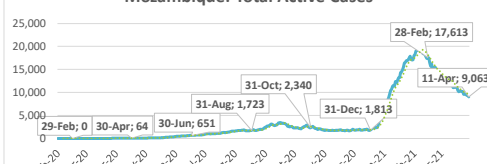
Malawi: Total Active Cases



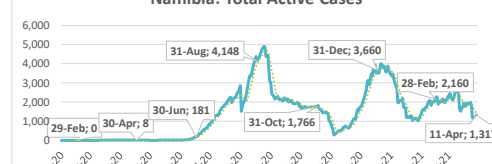
Mauritius: Total Active Cases



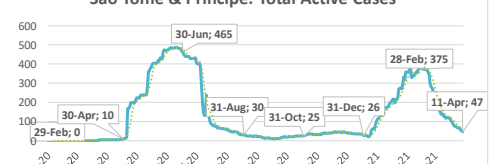
Mozambique: Total Active Cases



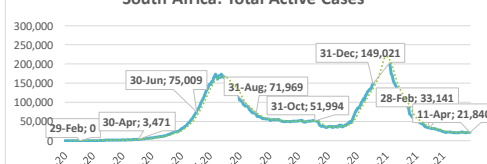
Namibia: Total Active Cases



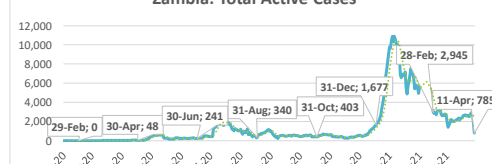
São Tomé & Príncipe: Total Active Cases



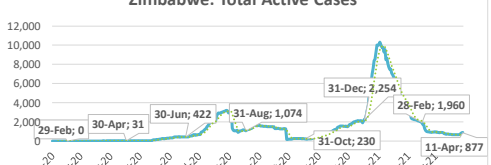
South Africa: Total Active Cases



Zambia: Total Active Cases



Zimbabwe: Total Active Cases



.....: 7-day moving average

West Africa

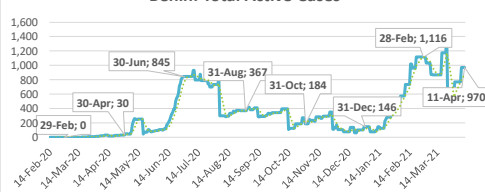
Highlights of the Covid-19 Situation in West Africa as of April 11, 2021

- **As of Sunday, April 11, 2021, the number of total cases in the West Africa region reached 444,374.** The region reported 6,213 new cases in the review week, which is a 12.9% decline compared to the new cases reported in the preceding week. The total number of deaths reported reached 5,827, recording 69 new deaths in the review week. The number of total recovered cases reached 414,915, of which 8,954 were newly recovered cases during the review week. The total number of active cases stands at 23,632, which is a decline of 2,810 cases in the review week. The decline in the number of active cases in the region during the review week is mainly attributable to Côte d'Ivoire and Nigeria.
- **Nigeria accounted for 36.9% of the total cases, while Mali accounted for 20.3% of the new cases in the region during the week under review.** Liberia has the lowest number of total cases in the region at 2,042.
- **The average case fatality rate (CFR) for the region stands at 1.3%. The highest CFR in the region was reported in Liberia at 4.2% and the lowest in Côte d'Ivoire and Guinea at 0.6%.**

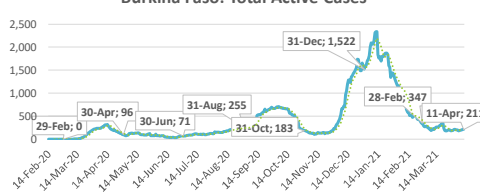
Summary of COVID-19 tracking in West Africa: Situation for the week ending 11 April 2021

	Date of first case	Cases				Deaths				Recovered				Active				Test	
		Total cases	New cases for the week of	New cases for the week of	Weekly change	Total deaths	New deaths for the week of	New deaths for the week of	Weekly change from Previous week	Total Recovered	New recovered for the week of	New recovered for the week of	Weekly change from Previous week	Active cases	New active for the week of	New active for the week of	Weekly change from Previous week	Total tests	Tests Per million People
			11 Apr.	04 Apr.			11 Apr.	04 Apr.			11 Apr.	04 Apr.			11 Apr.	04 Apr.			
West Africa	28-Feb	444,374	6,213	7,134	-921	5,827	69	117	-48	414,915	8,954	9,969	-1,015	23,632	-2,810	-2,952	142	6,109,382	15,381
Benin	16-Mar	7,515	202	213	-11	93	0	3	-3	6,452	0	0	0	970	202	210	-8	548,484	45,243
Burkina Faso	9-Mar	12,956	139	125	14	152	2	5	-3	12,593	126	117	9	211	11	3	8	175,176	8,380
Cabo Verde	20-Mar	19,005	1,134	746	388	182	9	8	1	17,197	717	405	312	1,626	408	333	75	159,770	287,363
Côte d'Ivoire	11-Mar	45,206	457	1,569	-1,112	263	8	18	-10	44,629	2,558	3,352	-794	314	-2,109	-1,801	-308	556,152	21,084
Gambia, The	18-Mar	5,602	97	104	-7	168	2	3	-1	5,145	59	56	3	289	36	45	-9	59,297	24,537
Ghana	12-Mar	91,260	478	495	-17	754	6	8	-2	89,092	507	1,448	-941	1,414	-35	-961	926	1,025,654	33,008
Guinea	13-Mar	20,949	544	735	-191	134	4	10	-6	18,563	1,105	1,033	72	2,252	-565	-308	-257	413,716	31,503
Guinea-Bissau	27-Mar	3,680	18	28	-10	66	0	5	-5	3,069	57	72	-15	545	-39	-49	10	60,281	30,631
Liberia	16-Mar	2,042	0	0	0	85	0	0	0	1,899	0	0	0	58	0	0	0	79,684	15,755
Mali	25-Mar	11,844	1,264	709	-555	408	16	13	-3	7,143	184	174	10	4,293	1,064	522	-542	243,860	12,042
Niger	20-Mar	5,074	33	54	-21	189	1	3	-2	4,747	49	112	-63	138	-17	-61	44	93,497	3,862
Nigeria	28-Feb	163,799	604	602	2	2,060	2	10	-8	154,107	2,109	1,690	419	7,632	-1,507	-1,098	-409	1,803,177	8,747
Senegal	2-Mar	39,431	407	504	-97	1,078	15	26	-11	38,174	490	931	-441	179	-98	-453	355	454,201	27,126
Sierra Leone	31-Mar	4,005	17	18	-1	79	0	0	0	2,831	7	23	-16	1,095	10	-5	15	144,728	18,143
Togo	6-Mar	12,006	819	1,232	-413	116	4	5	-1	9,274	986	556	430	2,616	-171	671	-842	291,705	35,236

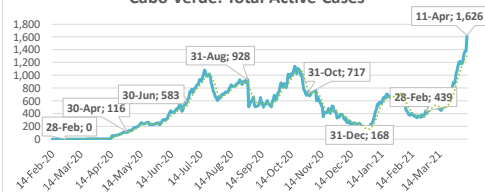
Benin: Total Active Cases



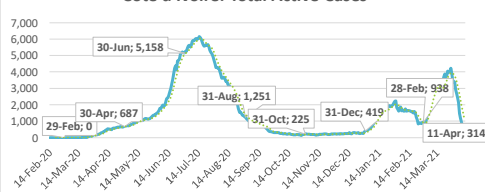
Burkina Faso: Total Active Cases



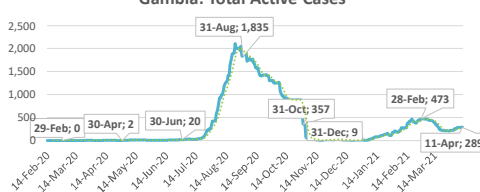
Cabo Verde: Total Active Cases



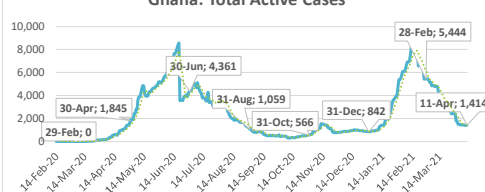
Côte d'Ivoire: Total Active Cases



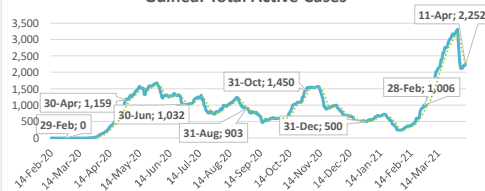
Gambia: Total Active Cases



Ghana: Total Active Cases



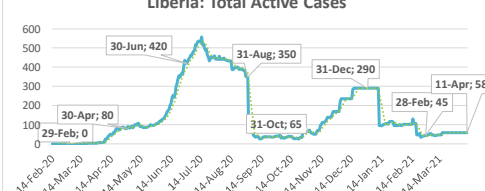
Guinea: Total Active Cases



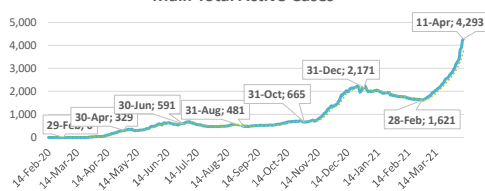
Guinea-Bissau: Total Active Cases



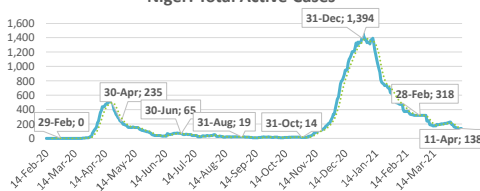
Liberia: Total Active Cases



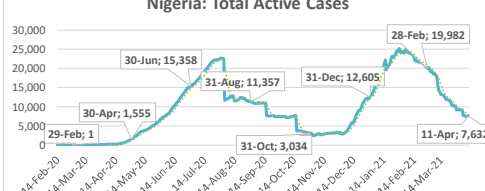
Mali: Total Active Cases



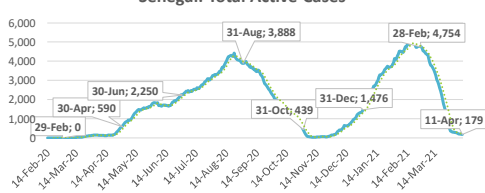
Niger: Total Active Cases



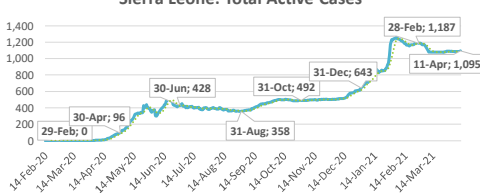
Nigeria: Total Active Cases



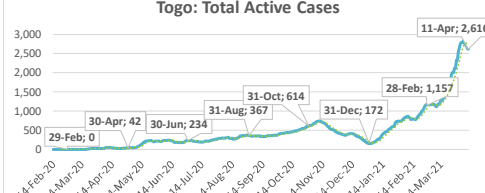
Senegal: Total Active Cases



Sierra Leone: Total Active Cases



Togo: Total Active Cases



.....: 7-day moving average