



AFRICAN DEVELOPMENT BANK GROUP

Weekly Data Flash on Covid-19 in Africa¹:

The situation as of Sunday August 30, 2020

Statistics Department (ECST)

¹ This briefing note has been prepared by Roza Mamuye Bora, Senior Statistician; Anouar Chaouch, Statistician; Soumaila Karambiri, Statistical Assistant; Regis Hauhouot Stephane, Statistical Assistant and Desire Lakpa Guy, Statistical Assistant, under the supervision of Louis Kouakou Division Manager ECST.1 and the guidance of Charles Leyeka Lufumpa, Acting Chief Economist and Vice President for ECVP.

For more information on Covid-19, please visit the Bank's Africa Information Highway
<https://africacovid.opendataforafrica.org/>.

Contents

	Page
Highlights of the Covid-19 Situation in Africa as of August 30, 2020	1
Data Annexes: Africa	3
Highlights of the Covid-19 Situation in Central Africa as of August 30, 2020	5
Data Annexes: Central Africa	6
Highlights of the Covid-19 Situation in East Africa as of August 30, 2020	8
Data Annexes: East Africa	9
Highlights of the Covid-19 Situation in North Africa as of August 30, 2020	11
Data Annexes: North Africa	12
Highlights of the Covid-19 Situation in Southern Africa as of August 30, 2020	14
Data Annexes: Southern Africa	15
Highlights of the Covid-19 Situation in West Africa as of August 30, 2020	17
Data Annexes: West Africa	18

Highlights of the Covid-19 Situation in Africa as of August 30, 2020²

- **Globally, the total number of confirmed Covid-19 cases reached 25,143,423 as of August 30, 2020, the majority of which (53.0%) were in the Americas, followed by Asia (27.5%) and Europe (14.5%).** The number of new cases reported globally in the review week, totaled 1,723,417, which is a 1.4% decline compared to the previous week. The number of global deaths reached 845,414 while 16,573,208 cases have recovered so far, representing 65.9% of confirmed Covid-19 cases. The number of global active cases stands at 7,724,801, which is an increase of 206,605 cases over the week.
- **Africa accounted for 5.0% of the global cases, 3.5% of deaths, 5.9% of recovered cases and 3.1% of active cases, as of August 30, 2020.** The number of active cases in Africa and its global share started to fall in the past month, as a result of increased recovery rates.
- **As of Sunday August 30, 2020, over 11.8 million people had been tested for Covid-19 in Africa.** Nearly one third of these tests were conducted in South Africa followed by Morocco (16.2%), Ethiopia (7.5%), Egypt (4.0%), Kenya (3.8%) and Ghana (3.7%); these six countries collectively accounted for 66.2% of the tests conducted in Africa. Over 0.8 million tests were conducted in the week under review.
- **Considering tests in relation to population size, Mauritius leads with 173,958 tests per 1 million people,** followed by Cabo Verde (137,730), Djibouti (67,898), South Africa (61,962), Gabon (52,231), Morocco (51,827), and Botswana (46,583). The average tests per 1 million people in Africa, stands at 8,819, which is an increase of 7.0% over the past week.
- **Tests per case in Africa stand at 9.5 as of August 30, 2020, which means there is one confirmed case for every 9 tests conducted, compared to 15.4 for the world.** Regionally, tests per case were relatively higher for East Africa at 19.5, followed by North Africa at 12.4, Central Africa at 10.2, West Africa at 9.7, and Southern Africa at 6.7.
- **As of August 30, 2020, the total number of confirmed cases in Africa reached 1,245,430.** Southern Africa is the most affected region, with 55.1% of the cases reported, followed by North Africa at 18.3%, West Africa at 12.9% and East Africa at 9.5%. Central Africa is the least affected region representing 4.2% of the total cases in Africa. Southern Africa was the region with the highest number of cases, with 91.1% of those cases reported in the nation of South Africa; the remaining countries of the region are among the least affected.
- **Half of the total cases in Africa (50.2%) were reported in South Africa, followed by Egypt which accounted for 7.9%, as of August 30, 2020. South Africa, Egypt, Morocco, Nigeria, Ethiopia, Ghana, Algeria, and Kenya together account for 81.3% of the cases in Africa.** Five countries with the least number of cases are the Seychelles, Eritrea, Mauritius, Comoros and Burundi, which collectively account for less than 0.2% of the cases in Africa. Considering

² Tanzania has not released data on Covid-19 since May 08, 2020.

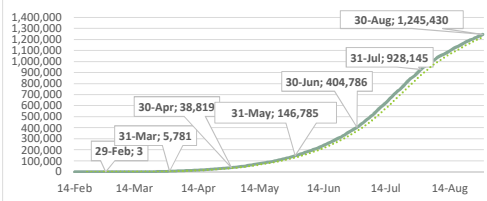
population size, South Africa, Cabo Verde, Djibouti, São Tomé and Príncipe, and Eswatini are the five countries with the highest number of confirmed cases per million people. Rates in these countries range from 10,674 in South Africa to 3,973 in Eswatini.

- **In the week under review, a total of 57,472 new cases were reported in Africa, which is 16.5% lower compared to the previous week. These new cases in Africa account for 3.3% of the weekly new cases recorded globally.** The Southern Africa region (principally South Africa), accounted for 35.6% of the weekly new cases in Africa, followed by North Africa (29.7%), East Africa (24.7%), West Africa (8.4%), and Central Africa (1.6%).
- **As of August 30, 2020, a total of 29,586 deaths were reported in Africa, of which 51.5% were in Southern Africa, 28.7% in North Africa, 8.3% in East Africa, 8.1% in West Africa and 3.5% in Central Africa.** South Africa, Egypt, Algeria, Morocco and Nigeria are the five countries with the highest reported deaths due to Covid-19. A total of 1,801 new deaths were reported in the week under review, which is a decline of 16.3% compared to the preceding week. As of August 30, 2020, Eritrea and the Seychelles are the only countries in Africa not to have reported any deaths since the onset of the pandemic.
- **The case fatality rate (CFR) for Africa stands at 2.4% in the review period, which is lower compared to the global average of 3.4%, however it was an increase compared to CFR of 2.1% in July 2020.** Regionally, West Africa has the lowest CFR at 1.5%, followed by Central Africa at 2.0%, East Africa at 2.1% and Southern Africa at 2.2%, while North Africa at 3.7% recorded higher CFR than the African average. Higher than or equal to global average CFRs have been recorded in ten African countries, namely Chad (7.6%), Liberia (6.3%), Sudan (6.2%), Niger (5.9%), Egypt (5.5%), Mali (4.5%), Angola (4.1%), Burkina Faso (4.1%), Sierra Leone (3.5%), and Algeria (3.4%)
- **As of August 30, 2020, Africa reported 976,144 recovered cases, which is 78.4% of total confirmed cases.** The recovery rate is higher than the African average in Southern Africa (85.0%), West Africa (83.2%) and Central Africa (80.7%), while North Africa (69.6%) and East Africa (49.3%) showed relatively lower recovery rates. In the week under review, 70,084 newly recovered cases were reported.
- **As of August 30, 2020, the total number of active cases in Africa stands at 239,700, which is a reduction of 14,413 cases over the previous week.** Africa saw reduction in active cases in the past three weeks, as the numbers of recovered cases were higher than the number of newly recorded with in the period. In the week under review, active cases have declined in all the regions except East Africa.

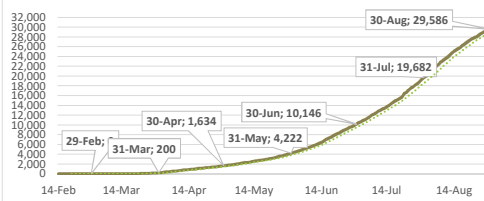
Summary of COVID-19 tracking in Africa: Situation for the week ending 30 August 2020

	Date of first case	Cases				Deaths				Recovered				Active				Test	
		Total cases	New cases for the week of	New cases for the week of	Weekly change from Previous week	Total deaths	New deaths for the week of	New deaths for the week of	Weekly change from Previous week	Total Recovered	New recovered for the week of	New recovered for the week of	Weekly change from Previous week	Active cases	New active for the week of	New active for the week of	Weekly change from Previous week	Total tests	Tests Per million People
		30 August	23 August	16 August	9 August	30 August	23 August	16 August	9 August	30 August	23 August	16 August	9 August	30 August	23 August	16 August	9 August	30 August	23 August
World	31-Dec	25,143,423	1,723,417	1,748,319	-24,902	845,414	36,748	38,769	-2,021	16,573,208	1,480,064	1,460,736	19,328	7,724,801	206,605	248,814	-42,209	388,087,860	49,788
Africa	14-Feb	1,245,430	57,472	68,800	-11,328	29,586	1,801	2,152	-351	976,144	70,084	71,213	-1,129	239,700	-14,413	-4,565	-9,848	11,807,092	8,819
Central Africa	6-Mar	52,324	903	791	112	1,021	12	21	-9	42,229	1,976	2,331	-355	9,074	-1,085	-1,561	476	531,185	3,626
East Africa	13-Mar	118,361	14,194	15,051	-857	2,470	168	253	-85	58,328	4,957	5,214	-257	57,563	9,069	9,584	-515	2,305,178	6,139
North Africa	14-Feb	228,396	17,087	16,782	305	8,478	476	450	26	158,855	18,683	15,792	2,891	61,063	-2,072	540	-2,612	2,839,608	13,755
Southern Africa	5-Mar	686,212	20,480	28,782	-8,302	15,231	1,080	1,324	-244	583,576	36,423	41,250	-4,827	87,405	-17,023	-13,792	-3,231	4,571,969	21,446
West Africa	28-Feb	160,137	4,808	7,394	-2,586	2,386	65	104	-39	133,156	8,045	6,626	1,419	24,595	-3,302	664	-3,966	1,559,152	3,925

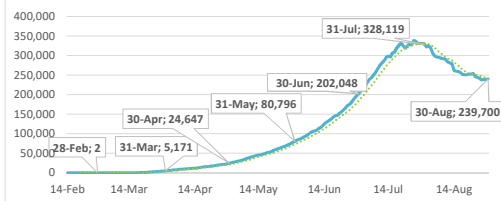
Africa: Total Cases



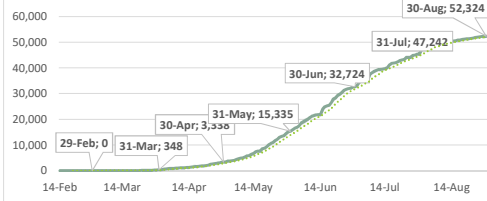
Africa: Total Deaths



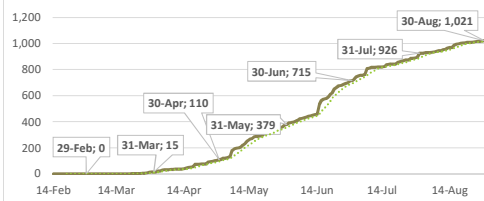
Africa: Total Active Cases



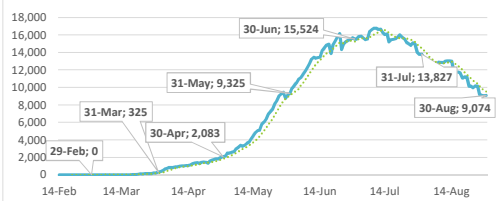
Central Africa: Total Cases



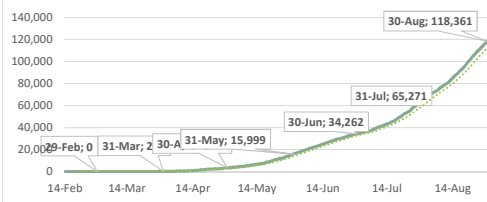
Central Africa: Total Deaths



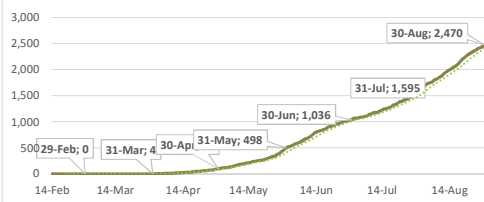
Central Africa: Total Active Cases



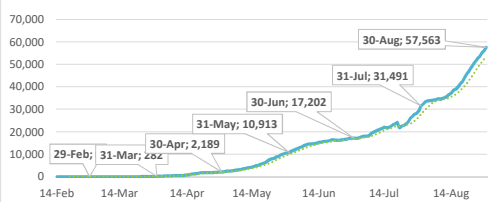
East Africa: Total Cases



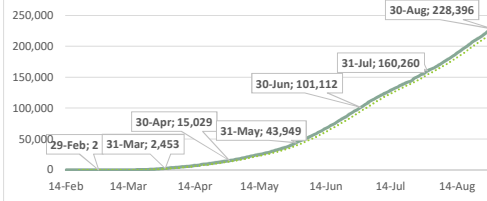
East Africa: Total Deaths



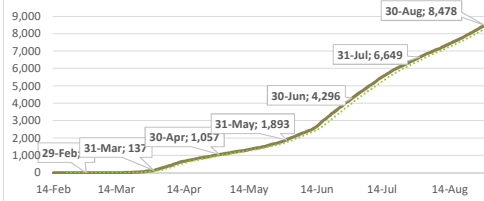
East Africa: Total Active Cases



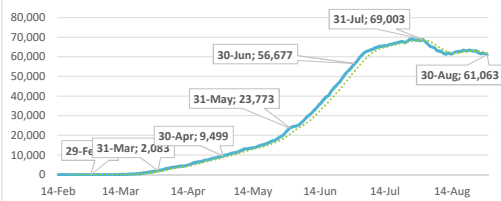
North Africa: Total Cases



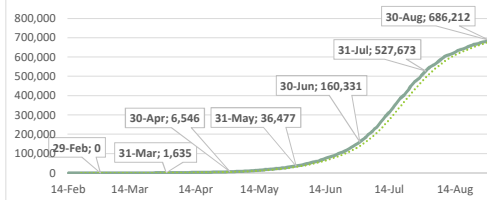
North Africa: Total Deaths



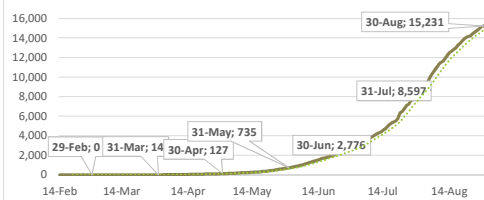
North Africa: Total Active Cases



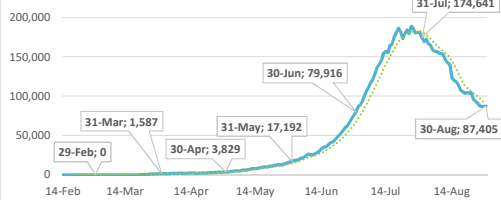
Southern Africa: Total Cases



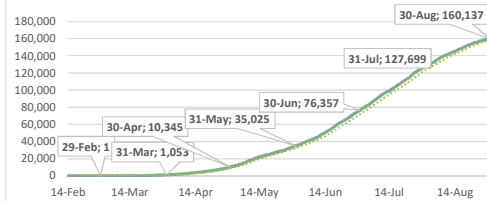
Southern Africa: Total Deaths



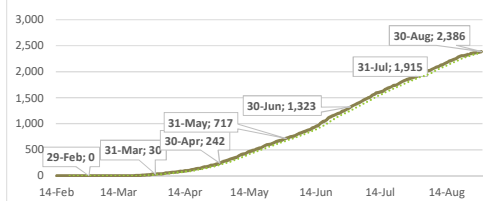
Southern Africa: Total Active Cases



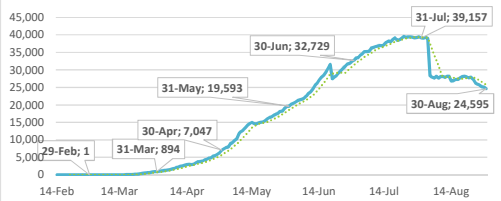
West Africa: Total Cases



West Africa: Total Deaths



West Africa: Total Active Cases



.....: 7-day moving average

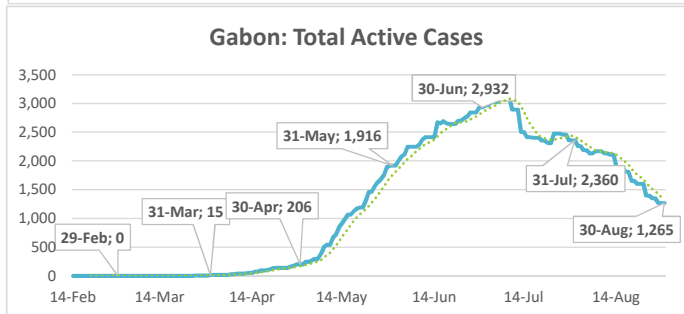
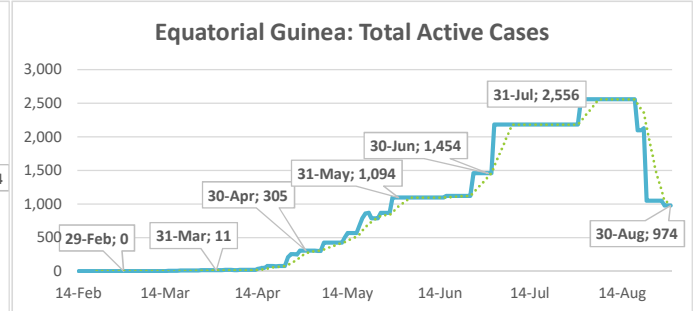
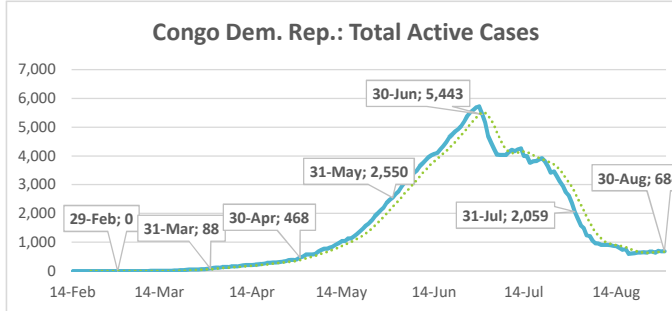
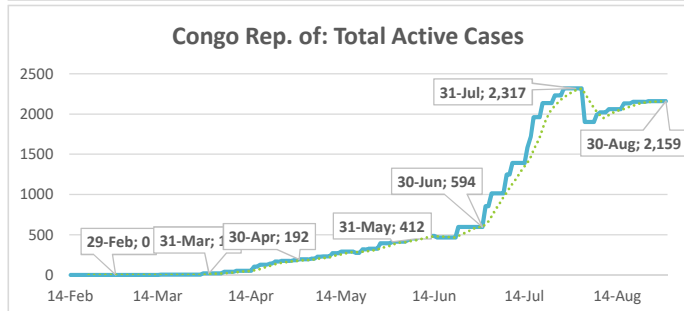
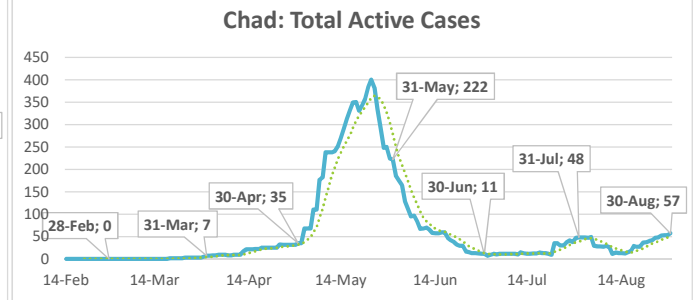
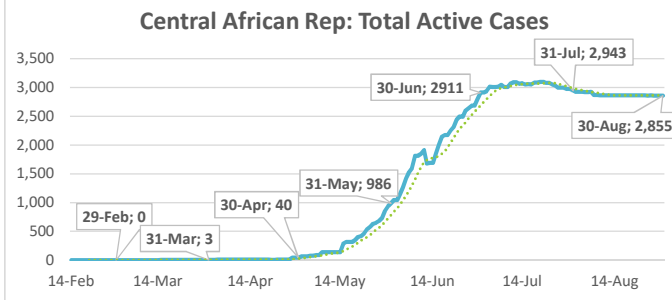
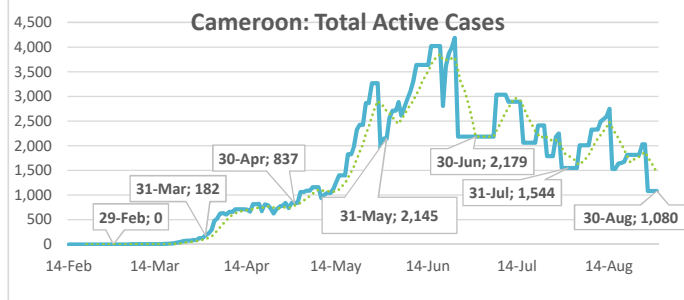
Central Africa

Highlights of the Covid-19 Situation in Central Africa as of August 30, 2020

- **As of Sunday, August 30, 2020, the number of total cases in the Central Africa region reached 52,324.** The region reported 903 new cases in the review week, which is a 14.2% increase compared to the new cases reported in the preceding week. The total number of deaths reported reached 1,021, recording 12 new deaths in the review week. The number of total recovered cases reached 42,229, of which 1,976 were newly recovered cases during the review week. The total number of active cases stands at 9,074 which is a decline of 1,085 cases in the review week.
- **Cameroon accounted for 36.6% of the total cases and 42.1% of the new cases in the region during the week under review.** Chad has the least number of total cases in the region at 1,012.
- **The average case fatality rate (CFR) for the region stands at 2.0%. The highest CFR in the region is reported in Chad at 7.6% and the lowest in Gabon at 0.6%.**

Summary of COVID-19 tracking in Central Africa: Situation for the week ending 30 August 2020

	Date of first case	Cases				Deaths				Recovered				Active				Test	
		Total cases	New cases for the week of	New cases for the week of	Weekly change	Total deaths	New deaths for the week of	New deaths for the week of	Weekly change from Previous week	Total Recovered	New recovered for the week of	New recovered for the week of	Weekly change from Previous week	Active cases	New active for the week of	New active for the week of	Weekly change from Previous week	Total tests	Tests Per million People
		30 August	23 August	23 August		30 August	23 August	23 August		30 August	23 August	23 August		30 August	23 August	23 August			
Central Africa	6-Mar	52,324	903	791	112	1,021	12	21	-9	42,229	1,976	2,331	-355	9,074	-1,085	-1,561	476	531,185	3,626
Cameroon	6-Mar	19,142	380	293	87	411	3	7	-4	17,651	1,111	0	1,111	1,080	-734	286	-1,020	232,696	8,766
Central African Rep.	15-Mar	4,700	21	27	-6	61	0	0	0	1,784	29	27	2	2,855	-8	0	-8	31,042	6,427
Chad	19-Mar	1,012	26	30	-4	77	1	0	1	878	8	5	3	57	17	25	-8	15,586	949
Congo Rep. of	15-Mar	3,979	129	19	110	78	1	1	0	1,742	117	0	117	2,159	11	18	-7	27,579	4,998
Congo Dem. Rep.	10-Mar	10,045	215	154	61	258	7	11	-4	9,103	169	229	-60	684	39	-86	125	56,086	626
Equatorial Guinea	14-Mar	4,941	15	105	-90	83	0	0	0	3,884	89	1,613	-1,524	974	-74	-1,508	1,434	51,944	37,024
Gabon	12-Mar	8,505	117	163	-46	53	0	2	-2	7,187	453	457	-4	1,265	-336	-296	-40	116,252	52,231



.....: 7-day moving average

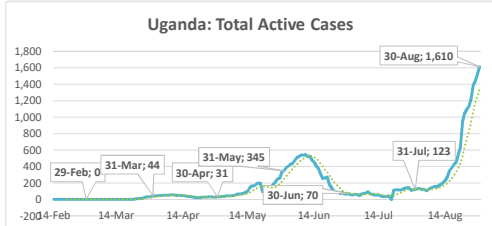
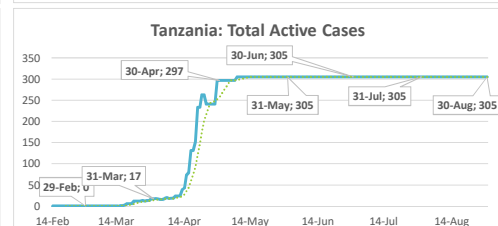
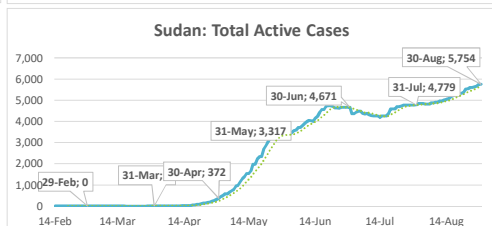
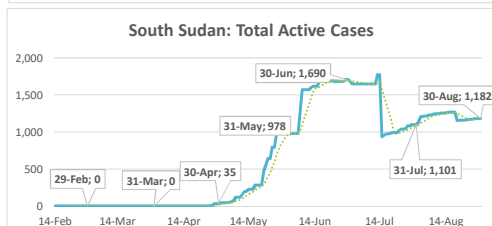
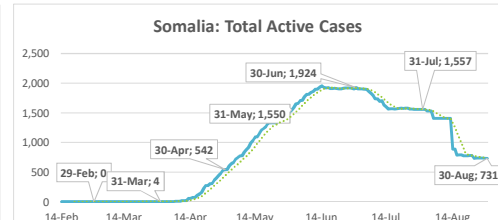
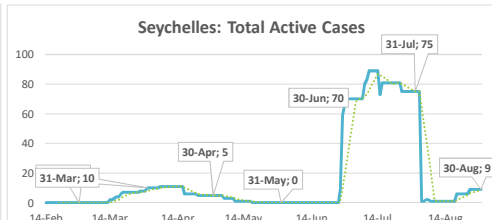
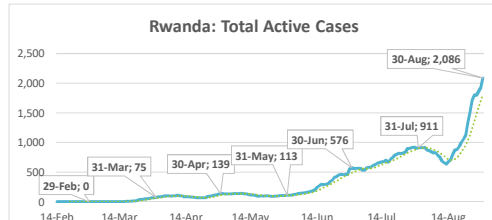
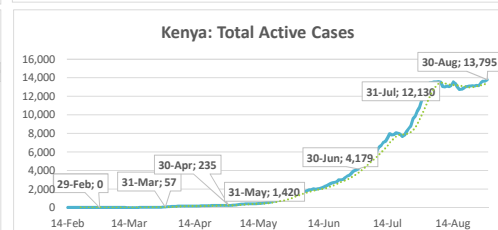
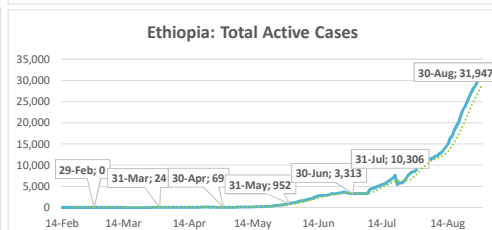
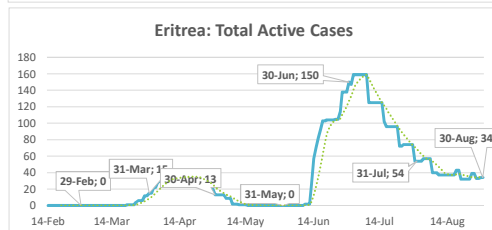
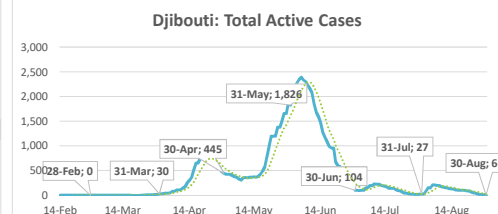
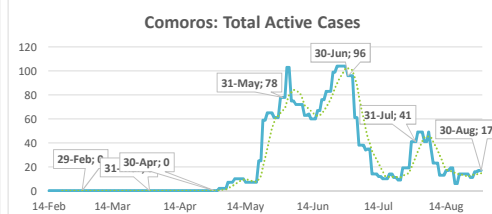
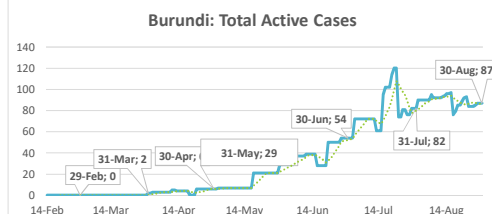
East Africa

Highlights of the Covid-19 Situation in East Africa as of August 30, 2020

- **As of Sunday, August 30, 2020, the number of total cases in the East Africa region reached 118,361.** The region reported 14,194 new cases in the review week, which is 5.7% lower compared to the new cases reported in the preceding week. The total number of deaths reported reached 2,470, recording 168 new deaths in the review week. The number of total recovered cases reached 58,328, of which 4,957 were newly recovered cases during the review week. The total number of active cases stands at 57,563, which is an increase of 9,069 cases in the review week.
- **Ethiopia accounted for 43.2% of the total cases and 73.6% of the new cases in the region during the week under review.** Seychelles has the least number of total cases in the region at 136.
- **The average case fatality rate (CFR) for the region stands at 2.1%. The highest CFR in the region is reported in Sudan at 6.2% and the lowest in Eritrea and Seychelles, where no deaths have been reported to date**

Summary of COVID-19 tracking in East Africa: Situation for the week ending 30 August 2020

	Date of first case	Cases				Deaths				Recovered				Active				Test	
		Total cases	New cases for the week of	New cases for the week of	Weekly change	Total deaths	New deaths for the week of	New deaths for the week of	Weekly change from Previous week	Total Recovered	New recovered for the week of	New recovered for the week of	Weekly change from Previous week	Active cases	New active for the week of	New active for the week of	Weekly change from Previous week	Total tests	Tests Per million People
		30 August	23 August	23 August		30 August	23 August	23 August		30 August	23 August	23 August		30 August	23 August	23 August			
East Africa	13-Mar	118,361	14,194	15,051	-857	2,470	168	253	-85	58,328	4,957	5,214	-257	57,563	9,069	9,584	-515	2,305,178	6,139
Burundi	31-Mar	445	15	17	-2	1	0	0	0	357	21	21	0	87	6	4	-2	24,659	2,074
Comoros	2-May	423	6	12	-6	7	0	0	0	399	3	17	-14	17	3	-5	8	2,342	2,693
Djibouti	18-Mar	5,385	3	13	-10	60	0	1	-1	5,319	65	52	13	6	-62	-40	-22	67,083	67,898
Eritrea	21-Mar	318	12	21	-9	0	0	0	0	284	10	26	-16	34	2	-5	7	9,870	2,783
Ethiopia	13-Mar	51,122	10,451	10,795	-344	793	115	150	-35	18,382	3,387	2,636	751	31,947	6,949	8,009	-1,060	890,929	7,750
Kenya	13-Mar	34,057	1,693	2,244	-551	574	26	74	-48	19,688	1,018	2,014	-996	13,795	649	156	-493	450,146	8,371
Rwanda	14-Mar	4,020	931	636	-295	16	4	4	0	1,918	163	107	56	2,086	764	525	-239	404,944	31,264
Seychelles	15-Mar	136	4	5	-1	0	0	0	0	127	1	0	1	9	3	5	-2	3,294	33,494
Somalia	16-Mar	3,310	41	13	-28	98	5	0	5	2,481	85	22	63	731	-49	-9	-40	19,205	1,208
South Sudan	5-Apr	2,519	20	10	-10	47	0	0	0	1,290	0	115	-115	1,182	20	-105	-125	17,627	1,575
Sudan	13-Mar	13,189	353	522	-169	823	8	17	-9	6,612	115	147	-32	5,754	230	358	-128	35,411	808
Tanzania	16-Mar	509	21	183	305	3,880	65
Uganda	21-Mar	2,928	665	763	-98	30	10	7	3	1,288	89	57	32	1,610	566	699	-133	375,788	8,216



.....: 7-day moving average

North Africa

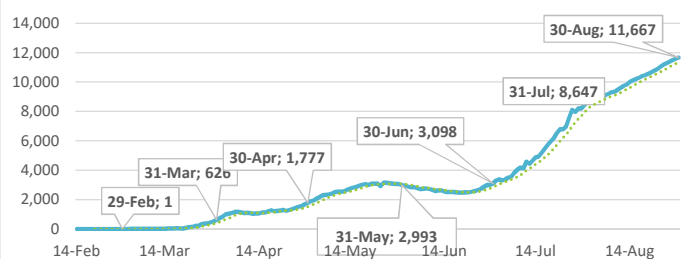
Highlights of the Covid-19 Situation in North Africa as of August 30, 2020

- **As of Sunday, August 30, 2020, the number of total cases in the North Africa region reached 228,396.** The region reported 17,087 new cases in the review week, which is 1.8% higher compared to the new cases reported in the preceding week. The total number of deaths reported reached 8,478, recording 476 new deaths in the review week. The number of total recovered cases reached 158,855, of which 18,683 were newly recovered cases during the review week. The total number of active cases stands at 61,063, which is a decline of 2,072 cases in the review week.
- **Egypt accounted for 42.3% of the total cases, while Morocco accounted for 53.0% of the new cases in the region during the week under review.** Tunisia has the least number of total cases in the region at 3,685.
- **The average case fatality rate (CFR) for the region stands at 3.7%. The highest CFR in the region is reported in Egypt at 5.5% and the lowest in Libya at 1.7%.**

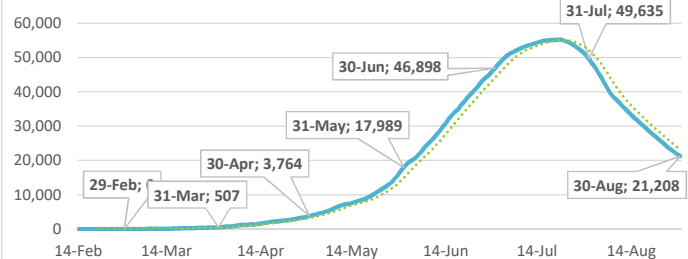
Summary of COVID-19 tracking in North Africa: Situation for the week ending 30 August 2020

	Date of first case	Cases				Deaths				Recovered				Active				Test	
		Total cases	New cases for the week of	New cases for the week of	Weekly change	Total deaths	New deaths for the week of	New deaths for the week of	Weekly change from Previous week	Total Recovered	New recovered for the week of	New recovered for the week of	Weekly change from Previous week	Active cases	New active for the week of	New active for the week of	Weekly change from Previous week	Total tests	Tests Per million People
		30 August	23 August	23 August		30 August	23 August	23 August		30 August	23 August	23 August		30 August	23 August	23 August			
North Africa	14-Feb	228,396	17,087	16,782	305	8,478	476	450	26	158,855	18,683	15,792	2,891	61,063	-2,072	540	-2,612	2,839,608	13,755
Algeria	26-Feb	44,146	2,686	2,877	-191	1,501	66	65	1	30,978	1,836	2,125	-289	11,667	784	687	97	133,757	3,050
Egypt	14-Feb	98,727	1,387	865	522	5,399	137	102	35	72,120	6,193	6,184	9	21,208	-4,943	-5,421	478	469,238	4,585
Libya	25-Mar	13,423	2,986	2,265	721	232	44	35	9	1,410	325	152	173	11,781	2,617	2,078	539	111,448	16,219
Mauritania	14-Mar	7,016	111	204	-93	159	1	1	0	6,430	198	247	-49	427	-88	-44	-44	70,006	15,056
Morocco	5-Mar	61,399	9,050	9,860	-810	1,111	223	230	-7	46,355	10,012	6,999	3,013	13,933	-1,185	2,631	-3,816	1,912,965	51,827
Tunisia	5-Mar	3,685	867	711	156	76	5	17	-12	1,562	119	85	34	2,047	743	609	134	142,194	12,031

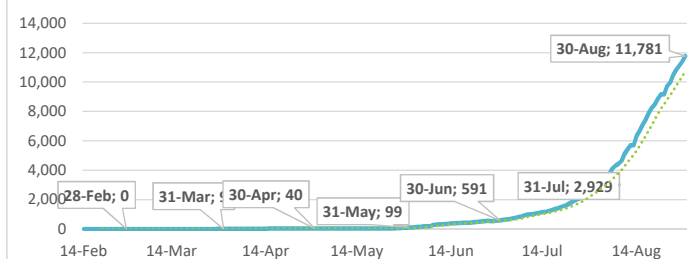
Algeria: Total Active Cases



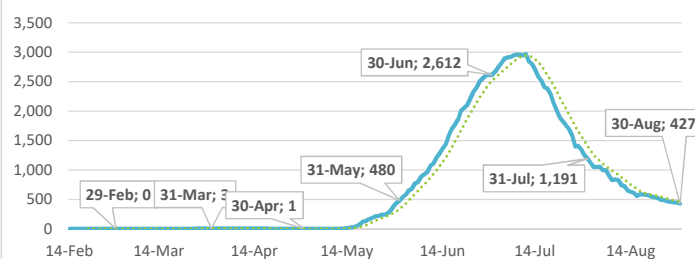
Egypt: Total Active Cases



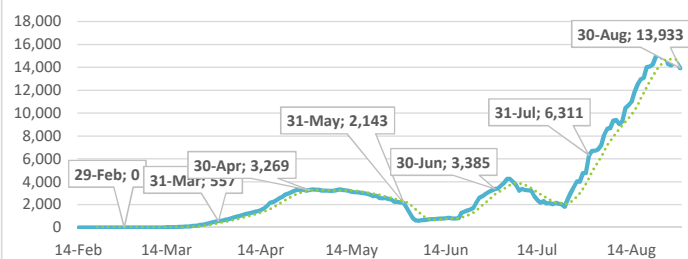
Libya: Total Active Cases



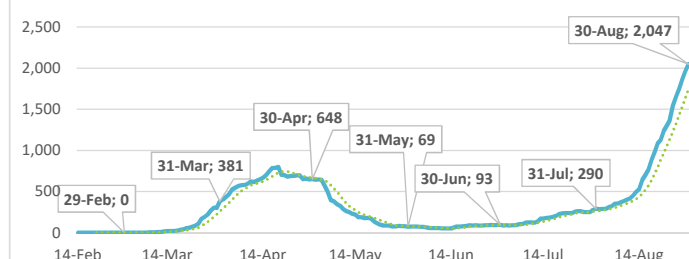
Mauritania: Total Active Cases



Morocco: Total Active Cases



Tunisia: Total Active Cases



.....: 7-day moving average

Southern Africa

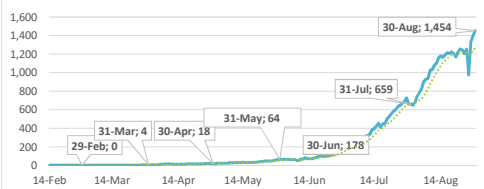
Highlights of the Covid-19 Situation in Southern Africa as of August 30, 2020

- **As of Sunday, August 30, 2020, the number of total cases in the Southern Africa region reached 686,212.** The region reported 20,480 new cases in the review week, which is 28.8% lower compared to the new cases reported in the preceding week. The total number of deaths reported reached 15,231, recording 1,080 new deaths in the review week. The number of total recovered cases reached 583,576, of which 36,423 were newly recovered cases during the review week. The total number of active cases stands at 87,405, which is a decline of 17,023 cases in the review week.
- **South Africa accounted for 91.1% of the total cases and 74.6% of the new cases in the region during the week under review.** Mauritius has the least number of total cases in the region at 355.
- **The average case fatality rate (CFR) for the region stands at 2.2%. The highest CFR in the region is reported in Angola at 4.1% and the lowest in Botswana at 0.4%.**

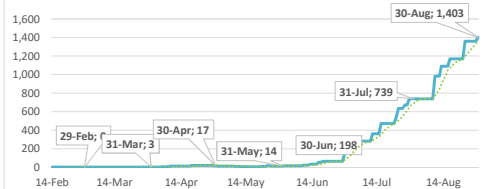
Summary of COVID-19 tracking in Southern Africa: Situation for the week ending 30 August 2020

	Date of first case	Cases				Deaths				Recovered				Active				Test	
		Total cases	New cases for the week of	New cases for the week of	Weekly change	Total deaths	New deaths for the week of	New deaths for the week of	Weekly change from Previous week	Total Recovered	New recovered for the week of	New recovered for the week of	Weekly change from Previous week	Active cases	New active for the week of	New active for the week of	Weekly change from Previous week	Total tests	Tests Per million People
		30 August	23 August	23 August	23 August	30 August	23 August	23 August	23 August	30 August	23 August	23 August	23 August	30 August	23 August	23 August	23 August	30 August	23 August
Southern Africa	5-Mar	686,212	20,480	28,782	-8,302	15,231	1,080	1,324	-244	583,576	36,423	41,250	-4,827	87,405	-17,023	-13,792	-3,231	4,571,969	21,446
Angola	27-Mar	2,624	453	265	188	107	11	8	3	1,063	245	190	55	1,454	197	67	130	67,623	2,058
Botswana	16-Mar	1,633	325	94	231	6	3	0	3	224	88	16	72	1,403	234	78	156	109,547	46,583
Eswatini	14-Mar	4,561	336	386	-50	91	6	15	-9	3,478	580	630	-50	992	-250	-259	9	36,940	31,840
Lesotho	13-May	1,085	70	112	-42	31	1	5	-4	528	56	201	-145	526	13	-94	107	15,632	7,297
Madagascar	20-Mar	14,843	516	500	16	191	13	8	5	13,802	447	931	-484	850	56	-439	495	63,452	2,291
Malawi	2-Apr	5,536	122	342	-220	174	6	7	-1	3,147	135	386	-251	2,215	-19	-51	32	44,296	2,316
Mauritius	18-Mar	355	9	0	9	10	0	0	0	335	0	1	-1	10	9	-1	10	221,234	173,958
Mozambique	27-Mar	3,821	426	540	-114	23	3	1	2	2,100	597	340	257	1,698	-174	199	-373	94,696	3,030
Namibia	14-Mar	7,365	1,511	1,700	-189	72	20	17	3	2,929	420	139	281	4,364	1,071	1,544	-473	60,065	23,639
São Tomé & Príncipe	6-Apr	896	4	7	-3	15	0	0	0	851	20	13	7	30	-16	-6	-10	6,026	27,496
South Africa	5-Mar	625,056	15,283	22,428	-7,145	14,028	969	1,220	-251	538,604	32,134	34,093	-1,959	72,424	-17,820	-12,885	-4,935	3,674,872	61,962
Zambia	18-Mar	12,025	943	1,739	-796	287	7	20	-13	11,454	1,512	1,530	-18	284	-576	189	-765	114,401	6,223
Zimbabwe	25-Mar	6,412	482	669	-187	196	41	23	18	5,061	189	2,780	-2,591	1,155	252	-2,134	2,386	63,185	4,251

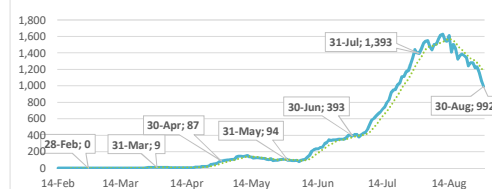
Angola: Total Active Cases



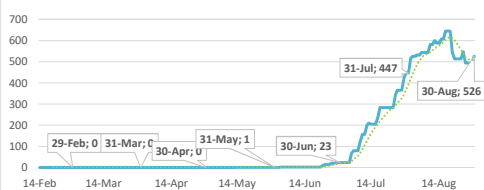
Botswana: Total Active Cases



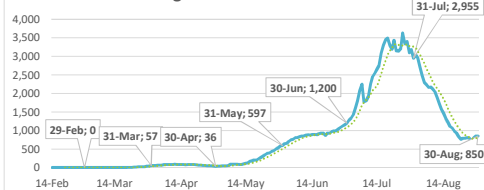
Eswatini: Total Active Cases



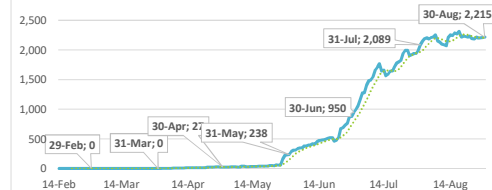
Lesotho: Total Active Cases



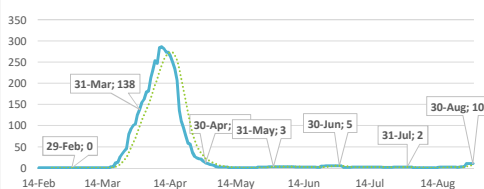
Madagascar: Total Active Cases



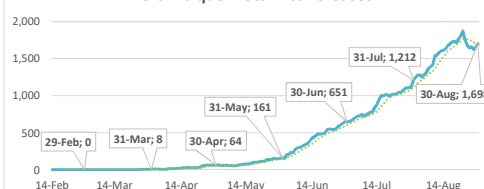
Malawi: Total Active Cases



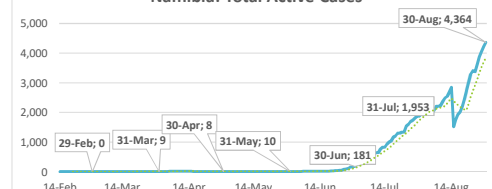
Mauritius: Total Active Cases



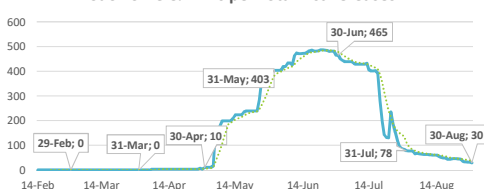
Mozambique: Total Active Cases



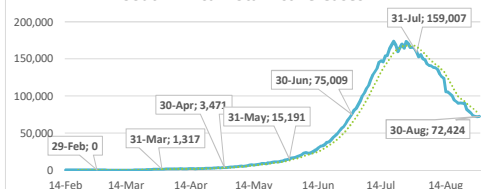
Namibia: Total Active Cases



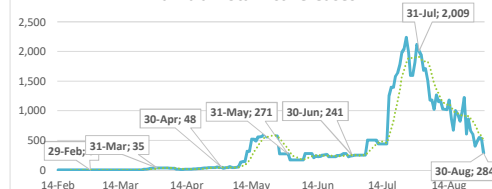
São Tomé & Príncipe: Total Active Cases



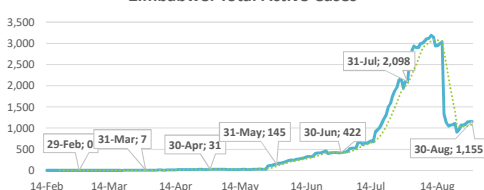
South Africa: Total Active Cases



Zambia: Total Active Cases



Zimbabwe: Total Active Cases



.....: 7-day moving average

West Africa

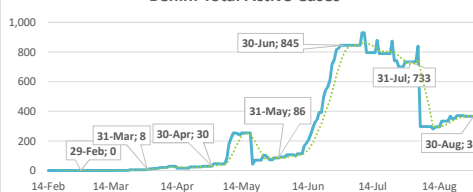
Highlights of the Covid-19 Situation in West Africa as of August 30, 2020

- **As of Sunday, August 30, 2020, the number of total cases in the West Africa region reached 160,137.** The region reported 4,808 new cases in the review week, which is 35.0% lower compared to the new cases reported in the preceding week. The total number of deaths reported reached 2,386, recording 65 new deaths in the review week. The number of total recovered cases reached 133,156, of which 8,045 were newly recovered cases during the review week. The total number of active cases stands at 24,595, which is a decline of 3,302 cases in the review week.
- **Nigeria accounted for 33.6% of the total cases and 34.1% of the new cases in the region during the week under review.** Niger has the least number of total cases in the region at 1,175.
- **The average case fatality rate (CFR) for the region stands at 1.5%. The highest CFRs in the region are reported in Liberia at 6.3% and the lowest in, Guinea, Ghana, and Côte d'Ivoire at 0.6%.**

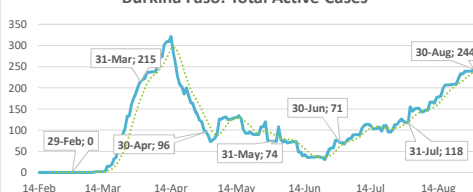
Summary of COVID-19 tracking in West Africa: Situation for the week ending 30 August 2020

	Date of first case	Cases				Deaths				Recovered				Active				Test	
		Total cases	New cases for the week of	New cases for the week of	Weekly change	Total deaths	New deaths for the week of	New deaths for the week of	Weekly change from Previous week	Total Recovered	New recovered for the week of	New recovered for the week of	Weekly change from Previous week	Active cases	New active for the week of	New active for the week of	Weekly change from Previous week	Total tests	Tests Per million People
		30 August	23 August	23 August		30 August	23 August	23 August		30 August	23 August	23 August		30 August	23 August	23 August			
West Africa	28-Feb	160,137	4,808	7,394	-2,586	2,386	65	104	-39	133,156	8,045	6,626	1,419	24,595	3,302	664	-3,966	1,559,152	3,925
Benin	16-Mar	2,145	30	52	-22	40	1	0	-1	1,738	33	15	-18	367	-4	37	-41	81,930	6,758
Burkina Faso	9-Mar	1,357	37	53	-16	55	0	0	0	1,058	15	30	-15	244	22	23	-1	31,457	1,505
Cabo Verde	20-Mar	3,852	343	330	-13	40	3	2	-1	2,867	327	223	104	945	13	105	-92	76,576	137,730
Côte d'Ivoire	11-Mar	17,948	477	445	-32	115	2	3	-1	16,553	1,252	1,354	-102	1,280	-777	-912	135	126,552	4,798
Gambia, The	18-Mar	2,963	278	813	-535	96	9	24	-15	1,032	542	89	453	1,835	-273	700	-973	13,155	5,443
Ghana	12-Mar	44,205	700	973	-273	276	15	30	-15	42,777	1,245	1,170	75	1,152	-560	-227	-333	442,185	14,231
Guinea	13-Mar	9,371	404	485	-81	59	6	2	-4	8,387	679	344	335	925	-281	139	-420	80,576	6,135
Guinea-Bissau	27-Mar	2,205	56	32	-24	34	1	0	-1	1,127	112	0	112	1,044	-57	32	-89	11,753	5,972
Liberia	16-Mar	1,304	18	29	-11	82	0	0	0	872	56	28	28	350	-38	1	-39	12,586	2,488
Mali	25-Mar	2,773	68	65	-3	126	1	0	-1	2,169	151	31	120	478	-84	34	-118	34,353	1,696
Niger	20-Mar	1,175	3	5	-2	69	0	0	0	1,085	2	5	-3	21	1	0	-1	11,644	481
Nigeria	28-Feb	53,865	1,638	3,159	-1,521	1,013	11	27	-16	41,513	2,568	2,448	120	11,339	-941	684	-1,625	402,070	1,950
Senegal	2-Mar	13,556	607	787	-180	284	15	16	-1	9,388	933	778	155	3,884	-341	-7	-334	147,252	8,794
Sierra Leone	31-Mar	2,022	30	36	-6	70	1	0	-1	1,594	44	44	0	358	-15	-8	-7	22,384	2,806
Togo	6-Mar	1,396	119	130	-11	27	0	0	0	996	86	67	19	373	33	63	-30	64,679	7,813

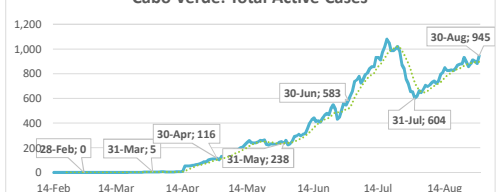
Benin: Total Active Cases



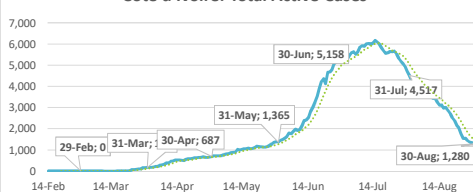
Burkina Faso: Total Active Cases



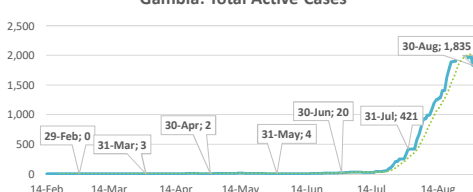
Cabo Verde: Total Active Cases



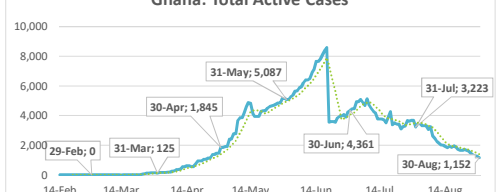
Côte d'Ivoire: Total Active Cases



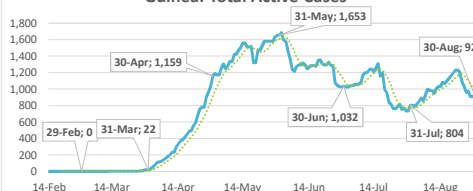
Gambia: Total Active Cases



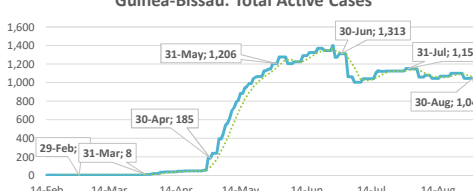
Ghana: Total Active Cases



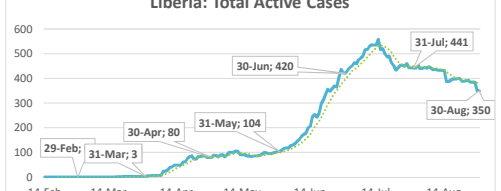
Guinea: Total Active Cases



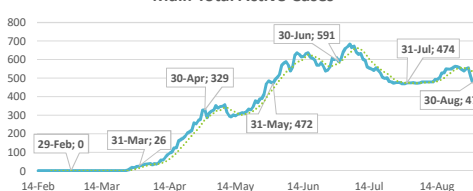
Guinea-Bissau: Total Active Cases



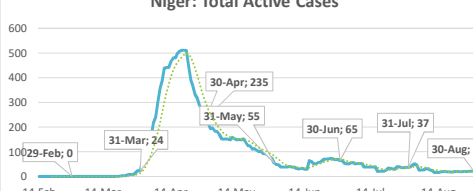
Liberia: Total Active Cases



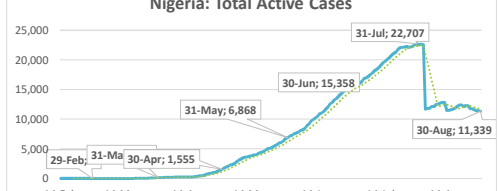
Mali: Total Active Cases



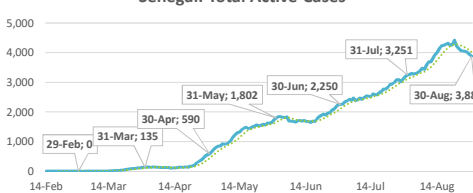
Niger: Total Active Cases



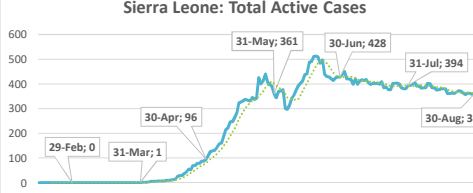
Nigeria: Total Active Cases



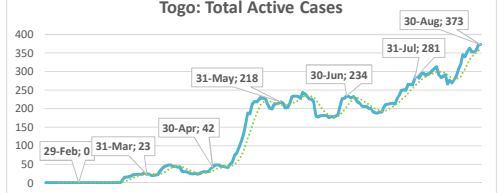
Senegal: Total Active Cases



Sierra Leone: Total Active Cases



Togo: Total Active Cases



.....: 7-day moving average