



AFRICAN DEVELOPMENT BANK GROUP

Weekly Data Flash on Covid-19 in Africa¹:

The situation as of Sunday, November 28, 2021

Statistics Department (ECST)

¹ This briefing note has been prepared by Roza Mamuye Bora, Senior Statistician; Anouar Chaouch, Statistician; Soumaila Karambiri, Statistical Assistant; Regis Hauhouot Stephane, Statistical Assistant and Desire Lakpa Guy, Statistical Assistant; and Robert Maate, Chief Statistician under the supervision of Louis Kouakou, Division Manager ECST.1

Contents

	Page
Highlights of the Covid-19 Situation in Africa as of November 28, 2021	1
Data Annexes: Africa	4
Highlights of the Covid-19 Situation in Central Africa as of November 28, 2021	6
Data Annexes: Central Africa	8
Highlights of the Covid-19 Situation in East Africa as of November 28, 2021	9
Data Annexes: East Africa	11
Highlights of the Covid-19 Situation in North Africa as of November 28, 2021	12
Data Annexes: North Africa	14
Highlights of the Covid-19 Situation in Southern Africa as of November 28, 2021	15
Data Annexes: Southern Africa	17
Highlights of the Covid-19 Situation in West Africa as of November 28, 2021	18
Data Annexes: West Africa	20

Highlights of the Covid-19 Situation in Africa for the Week Ending November 28, 2021

Vaccinations: Status Update

- **In the week ending November 28, 2021, over 284.3 million new Covid-19 vaccinations were administered globally, leading to an accumulated total of over 7.9 billion since the start of the program.** In terms of the geographical distribution, China accounts for 31.4% of the total number of Covid-19 vaccinations administered to date, followed by India at 15.5% and the USA at 5.7%.
- **The number of African countries with data on Covid-19 vaccinations stands at 51.** As of November 28, 2021, a total of 236,027,368¹ vaccinations had been administered in Africa, which represents 3.0% of total global vaccinations. Morocco accounts for 20.6% of the vaccinations carried out in Africa to date, followed by Egypt (15.6%) and South Africa (10.7%).

Covid-19 Testing in Africa

- **As of Sunday, November 28, 2021, over 82.8 million tests for Covid-19 had been administered in Africa, of which more than 0.9 million were reported this week.** Nine countries collectively account for 66.4% of the tests conducted in Africa as of November 28, 2021 namely, South Africa (23.4%), Morocco (12.6%), Egypt (6.8%), Ethiopia (4.7%), Nigeria (4.2%), Rwanda (4.2%), Tunisia (3.8%), Kenya (3.4%) and Zambia (3.3%).
- **The average number of tests per 1 million people in Africa as of November 28, 2021 stands at 61,880, which is an increase of 1.2% compared to last week.** Botswana continues to lead on this indicator with 790,723 tests per 1 million people, followed by Cabo Verde (668,525), Gabon (627,330), Eswatini (344,587), South Africa (327,323) and Namibia (309,644).

Confirmed, New and Active Global Covid-19 Cases

- **Globally, the total number of confirmed Covid-19 cases since the start of the pandemic reached 261,494,858, of which 90.3% have recovered.** The majority cases (31.3%) occurred in Asia, followed by Europe (27.9%), North America (22.4%), South America (14.9%) and Africa (3.3%).
- **The number of new cases reported globally in the review week amounted to 3,951,287, indicating a 6.4% decline compared to the new cases recorded in the preceding week.**
- **The number of global deaths due to Covid-19 reached 5,199,586, of which 49,017 were recorded in the week ending November 28, 2021;** this was 2.4% lower than the number of deaths recorded in the previous week. The number of global active cases increased by 788,196 cases in the week under review making a total of 20,146,970 as of November 28, 2021.

¹ The vaccination figures indicate the total number of vaccines administered regardless of how many doses one received.

- **Africa makes 3.3% of the total global cases, 4.3% of deaths, 3.4% of recovered cases and 1.7% of active cases as of November 28, 2021, as detailed below.**

Confirmed, New and Active Covid-19 Cases in Africa

- **As of November 28, 2021, the total number of confirmed cases in Africa reached 8,638,079²,** 69.3% of which were in seven countries, namely South Africa (34.3%), Morocco (11.0%), Tunisia (8.3%), Libya (4.3%), Ethiopia (4.3%), Egypt (4.1%) and Kenya (3.0%). The five countries with the lowest total number of reported cases were São Tomé & Príncipe, Comoros, Chad, Liberia, and Sierra Leone, with cases ranging between 3,731 in São Tomé & Príncipe and 6,401 in Sierra Leone, collectively accounting for 0.3% of the confirmed cases in Africa. Considering population size, Seychelles, Botswana, Cabo Verde, Tunisia and Libya are the five countries with the highest number of confirmed cases per million people with rates ranging from 233,831 in Seychelles to 53,153 in Libya.
- **In the week under review, a total of 35,692 new cases were reported in Africa,** which is a 45.4% increase compared to the previous week. These new cases in Africa account for 0.9% of the weekly new cases recorded globally. The Southern Africa region accounted for 46.0% of the weekly new cases in Africa, followed by North Africa (38.2%), East Africa (8.1%), West Africa (4.1%) and Central Africa (3.6%).
- **The total number of active cases in Africa declined by 3,778 cases to 333,883 in the week under review.** Currently, six countries collectively account for 68.3% of the active cases in Africa, namely Algeria (18.0%), Rwanda (16.0%), Egypt (12.0%), Uganda (7.9%), Libya (7.3%) and South Africa (7.1%).
- **From a regional perspective, all regions except Central and Southern Africa recorded declines in active cases during the week.**

Deaths and the Case Fatality Rates in Africa

- **As of November 28, 2021, a total of 222,573 deaths had been reported in Africa since the start of the pandemic,** of which 50.9% were in Southern Africa, 32.7% in North Africa, 10.1% in East Africa, 4.5% in West Africa and 1.8% in Central Africa. The five countries with the highest number of reported deaths due to Covid-19 since the start of the pandemic are South Africa, Tunisia, Egypt, Morocco and Ethiopia, ranging between 89,797 in South Africa and 6,740 in Ethiopia. A total of 973 new deaths were reported in Africa in the week under review, which is an increase of 2.7% compared to the preceding week.
- **The case fatality rate (CFR), i.e. deaths per confirmed cases for Africa, stands at 2.6%, which is higher than the global CFR rate of 2.0%.** Regionally, West Africa has the lowest CFR at 1.5%, followed by Central Africa at 1.6%, East Africa at 2.2%, North Africa and Southern Africa at 2.8%. As of November 28, 2021, nineteen African countries recorded CFRs higher than the African average with the highest in Sudan at 7.4%, followed by Somalia (5.8%), Egypt

² New data have not been released for Chad for the past three weeks and São Tomé & Príncipe for the past two weeks.

(5.7%), Liberia (4.9%), Malawi (3.7%), Niger (3.7%), Mali (3.5%), Zimbabwe (3.5%), Tunisia (3.5%), Comoros (3.3%), Chad (3.4%), The Gambia (3.4%), South Africa (3.0%), Lesotho (3.0%), Algeria (2.9%), Namibia (2.8%), Tanzania (2.8%), Eswatini (2.7%) and Angola (2.7%).

Recovery Rates in Africa

- **As of November 28, 2021, the number of recovered cases in Africa reached 8,056,092, representing 93.3% of its total confirmed cases³.** Regionally, the recovery rates stand at 97.1% for West Africa, 96.3% for Southern Africa, 92.3% for North Africa, 88.7% for Central Africa and 82.3% for East Africa. In the week under review, 38,466 newly recovered cases were reported.

³ Burundi has not been publishing new data on recovered cases and deaths since 6 January 21.

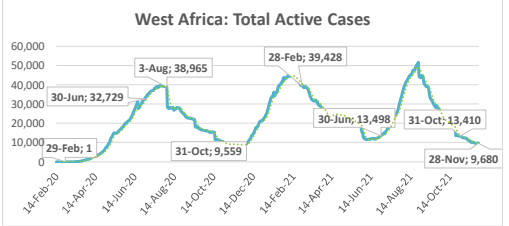
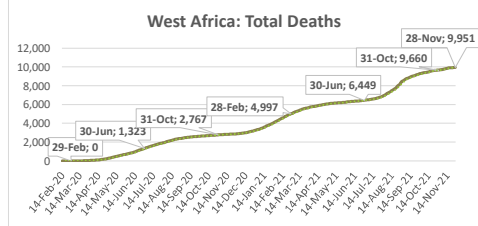
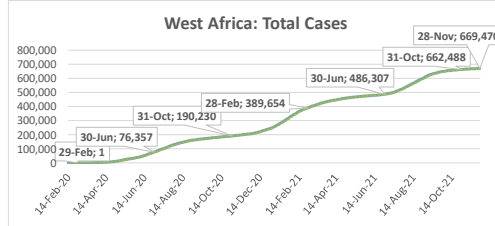
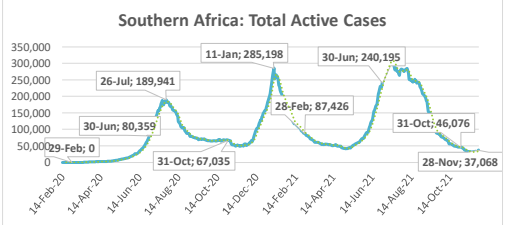
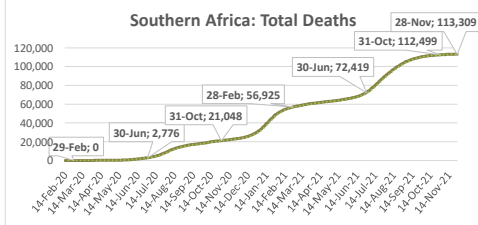
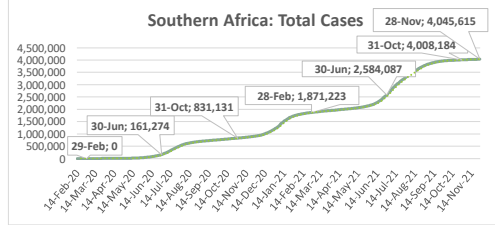
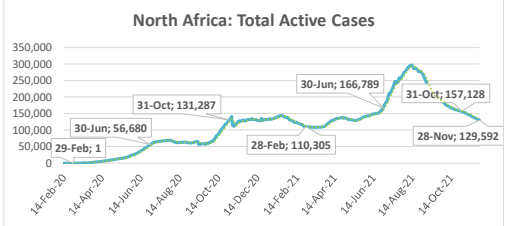
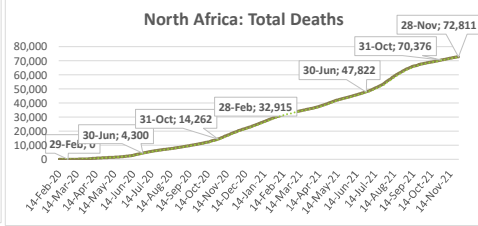
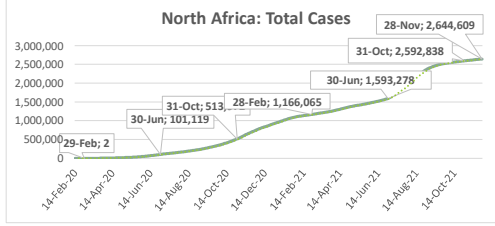
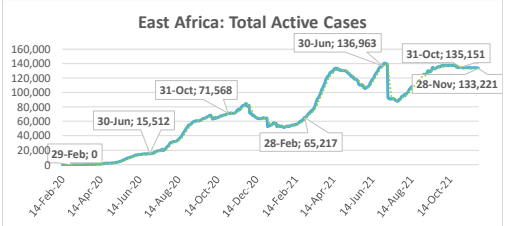
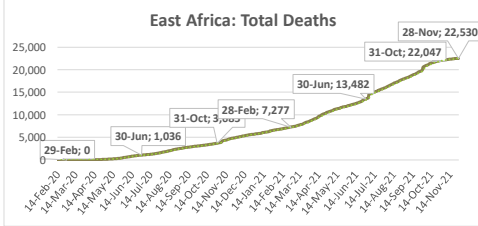
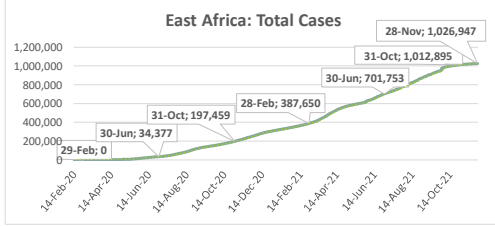
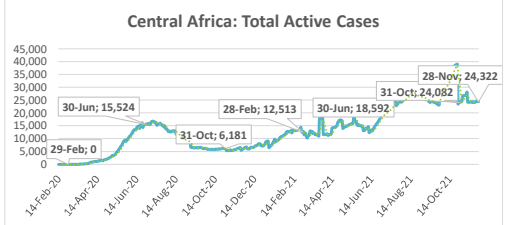
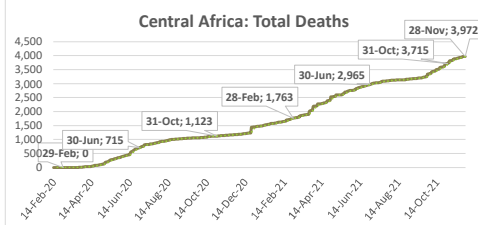
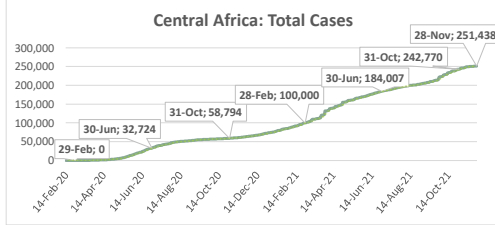
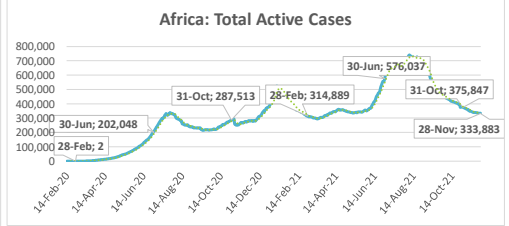
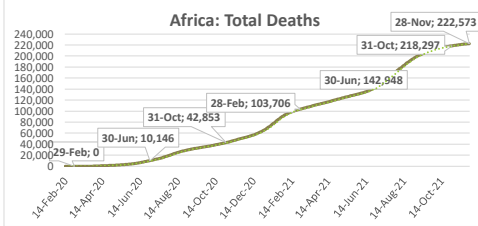
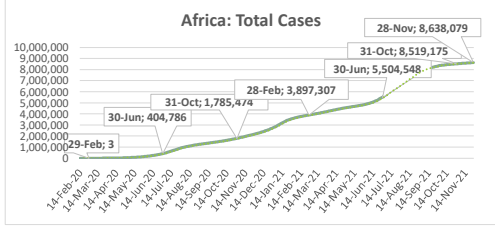
Status of Vaccinations Administered in Africa and Selected Global Countries for the Week Ending 28 November 2021					
	Vaccinations				
	Total vaccinations	% of population vaccinated	New vaccinations for the week of	New vaccinations for the week of	Weekly change
			28 Nov.	21 Nov.	
World	7,917,630,022	101.6	284,323,905	141,511,569	142,812,336
AFRICA	236,027,368	17.6	12,269,668	15,538,355	-3,268,687
Algeria	12,032,500	27.9	655,684	60,701	594,983
Angola	9,026,310	27.5	719,590	1,059,754	-340,164
Benin	383,501	3.2	36,231	0	36,231
Botswana	1,352,557	57.5	98,318	126,144	-27,826
Burkina Faso	661,796	3.2	0	0	0
Cabo Verde	539,908	97.1	13,017	0	13,017
Cameroon	923,643	3.5	316,373	96,946	219,427
Central African Rep	422,496	8.7	124	0	124
Chad	249,651	1.5	7,400	8,221	-821
Comoros	476,350	54.8	0	23,738	-23,738
Congo DRC	186,749	0.2	20,361	12,772	7,589
Congo Rep	644,918	11.7	59,426	0	59,426
Côte d'Ivoire	3,845,788	14.6	0	304,003	-304,003
Djibouti	99,679	10.1	3,511	4,071	-560
Egypt	36,906,765	36.1	2,035,337	4,307,857	-2,272,520
Equatorial Guinea	444,989	31.7	2,134	4,390	-2,256
Eswatini	293,353	25.3	0	6,683	-6,683
Ethiopia	8,005,606	7.0	2,854,081	87,474	2,766,607
Gabon	277,979	12.5	21,005	8,663	12,342
Gambia, The	268,008	11.1	364	381	-17
Ghana	3,493,688	11.2	126,157	179,417	-53,260
Guinea	2,558,579	19.5	66,728	34,331	32,397
Guinea Bissau	365,089	18.6	32,592	25,073	7,519
Kenya	6,939,559	12.9	627,810	418,283	209,527
Lesotho	617,671	28.8	234,330	0	234,330
Liberia	589,628	11.7	0	151,065	-151,065
Libya	2,291,638	33.4	97,894	97,143	751
Madagascar	197,001	0.7	0	0	0
Malawi	1,390,496	7.3	33,536	45,113	-11,577
Mali	734,759	3.6	138,324	0	138,324
Mauritania	1,734,046	37.3	18,926	21,110	-2,184
Mauritius	1,875,132	147.4	82,878	15,273	67,605
Morocco	48,719,196	132.0	158,126	477,145	-319,019
Mozambique	9,843,638	31.5	952,392	1,431,808	-479,416
Namibia	649,840	25.6	19,628	16,051	3,577
Niger	963,041	4.0	0	66,935	-66,935
Nigeria	9,640,048	4.7	386,346	324,375	61,971
Rwanda	8,748,557	67.5	663,877	1,319,064	-655,187
Sao Tome	114,251	52.1	4,565	0	4,565
Senegal	1,908,088	11.4	72,069	0	72,069
Seychelles	178,093	181.1	2,703	4,860	-2,157
Sierra Leone	744,826	9.3	0	0	0
Somalia	1,139,332	7.2	174,899	272,784	-97,885
South Africa	25,288,417	42.6	642,364	1,494,230	-851,866
South Sudan	218,154	1.9	23,670	43,239	-19,569
Sudan	2,698,219	6.2	0	587,078	-587,078
Togo	1,507,722	18.2	54,152	40,666	13,486
Tunisia	11,393,466	96.4	582,813	1,049,736	-466,923
Uganda	4,835,777	10.6	0	937,079	-937,079
Zambia	1,062,540	5.8	48,101	142,558	-94,457
Zimbabwe	6,544,331	44.0	181,832	232,141	-50,309
Americas					
Brazil	297,960,460	141.2	25,728,095	21,986,961	47,715,056
Canada	60,351,981	160.6	396,139	419,508	-23,369
U.S.A	454,447,737	138.5	4,492,149	10,921,127	-6,428,978
Asia					
China	2,482,895,000	177.6	52,152,000	48,610,000	3,542,000
India	1,224,430,959	89.6	55,368,244	45,325,732	10,042,512
Europe					
France	103,994,535	155.1	1,735,206	1,471,261	263,945
Germany	121,165,530	145.7	3,879,304	2,485,990	1,393,314
Israel	16,151,633	178.4	82,614	40,633	41,981
U.K.	114,809,189	171.8	2,832,033	2,797,372	34,661
Middle East					
Saudi Arabia	47,309,172	138.1	247,985	322,268	-74,283
U.A.E.	21,835,103	223.5	129,736	151,414	-21,678

Total of vaccinations

% of population vaccinated

Summary of COVID-19 tracking in Africa: Situation for the week ending 28 November 2021

	Date of first case	Cases				Deaths				Recovered				Active				Test	
		Total cases	New cases for the week of	New cases for the week of	Weekly change from Previous week	Total deaths	New deaths for the week of	New deaths for the week of	Weekly change from Previous week	Total Recovered	New recovered for the week of	New recovered for the week of	Weekly change from Previous week	Active cases	New active for the week of	New active for the week of	Weekly change from Previous week	Total tests	Tests Per million People
			28 Nov.	21 Nov.			28 Nov.	21 Nov.			28 Nov.	21 Nov.			28 Nov.	21 Nov.			
World	31-Dec-19	261,494,858	3,951,287	4,223,048	-271,761	5,199,586	49,017	50,223	-1,206	236,148,302	3,114,074	3,479,300	-365,226	20,146,970	788,196	775,630	-12,566	4,280,580,262	549,159
Africa	14-Feb-20	8,638,079	35,692	24,548	-11,144	222,573	983	938	-45	8,056,092	38,456	31,761	6,695	333,883	-3,778	-65,795	-62,017	82,846,318	61,880
Central Africa	6-Mar-20	251,438	1,295	1,121	-174	3,972	40	44	-4	223,144	1,115	1,034	81	24,322	140	-10,701	-10,841	4,861,803	33,184
East Africa	13-Mar-20	1,026,947	2,898	3,160	-262	22,530	97	102	-5	845,665	3,552	3,721	-169	133,221	-782	-2,677	-1,895	14,700,998	39,151
North Africa	14-Feb-20	2,644,609	13,617	12,340	-1,277	72,811	554	617	-63	2,442,206	20,184	18,624	1,560	129,592	-7,121	-21,886	-14,765	21,860,719	105,896
Southern Africa	5-Mar-20	4,045,615	16,418	6,422	-9,996	113,309	243	114	-129	3,895,238	11,911	6,073	5,838	37,068	4,264	-22,715	-26,979	30,266,243	141,972
West Africa	28-Feb-20	669,470	1,464	1,505	-41	9,951	49	61	-12	649,839	1,694	2,309	-615	9,680	-279	-7,816	-7,537	11,156,555	28,088



.....: 7-day moving average

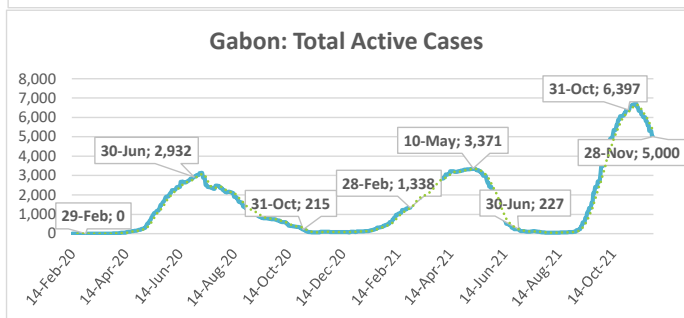
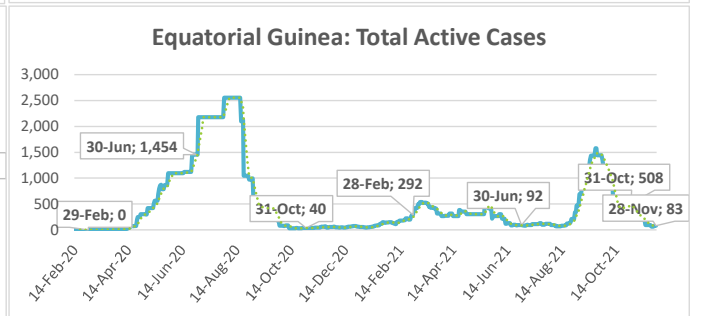
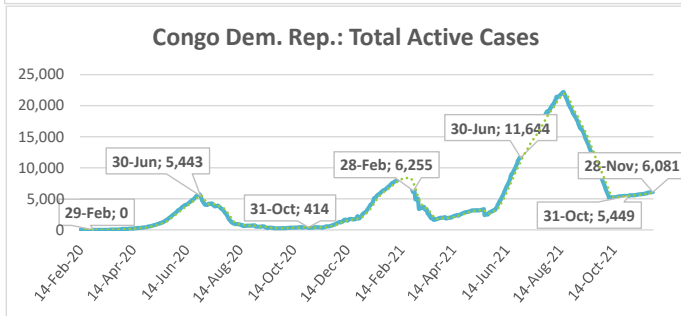
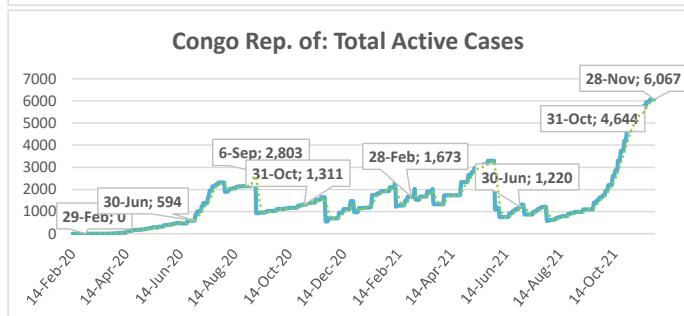
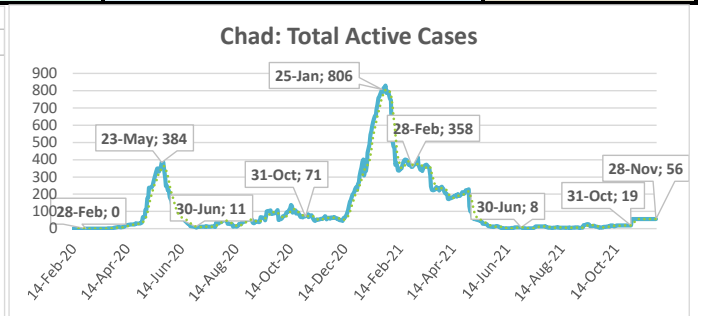
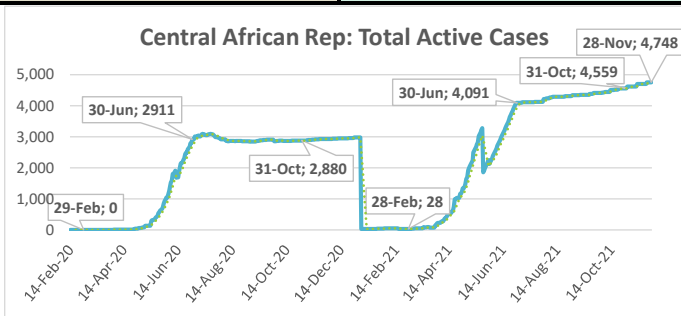
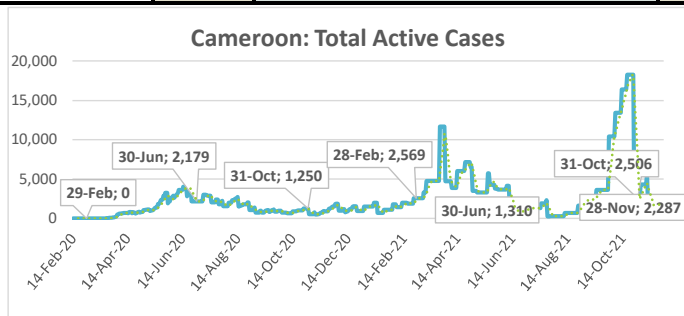
Central Africa

Highlights of the Covid-19 Situation in Central Africa for the Week Ending November 28, 2021

- **As of Sunday, November 28, 2021, the number of reported total cases in the Central Africa region reached 251,438.** The region reported 1,295 new cases during the week, which is a 15.5% increase compared to the preceding week. The total number of deaths reported since the start of the pandemic reached 3,972, of which 40 were new deaths during the week. The number of total recovered cases reached 223,144, of which 0.5% were newly recovered cases recorded during the week. The total number of active cases stands at 24,322, indicating an increase of 140 cases during the week. The weekly increase in the number of active cases in the region is mainly attributable to Cameroon followed by Democratic Republic of Congo and Republic of Congo that offset the decline in Gabon.
- **Cameroon accounted for 42.5% of the total cases reported in the region since the start of the pandemic and 46.6% of the new cases reported during the week.** Chad has recorded the lowest number of total cases in the Central region since the start of the pandemic at 5,107.
- **The average case fatality rate (CFR) based on cumulative total cases and deaths as of November 28, 2021, for the region, stands at 1.6%. The highest CFR in the region was reported in Chad at 3.4% and the lowest in Gabon at 0.7%.**

Summary of COVID-19 tracking in Central Africa: Situation for the week ending 28 November 2021

	Date of first case	Cases				Deaths				Recovered				Active				Test	
		Total cases	New cases for the week of	New cases for the week of	Weekly change	Total deaths	New deaths for the week of	New deaths for the week of	Weekly change from Previous week	Total Recovered	New recovered for the week of	New recovered for the week of	Weekly change from Previous week	Active cases	New active for the week of	New active for the week of	Weekly change from Previous week	Total tests	Tests Per million People
			28 Nov.	21 Nov.			28 Nov.	21 Nov.			28 Nov.	21 Nov.			28 Nov.	21 Nov.			
Central Africa	6-Mar-20	251,438	1,295	1,121	174	3,972	40	44	-4	223,144	1,115	1,034	81	24,322	140	-10,701	10,841	4,861,803	33,184
Cameroon	6-Mar-20	106,794	604	0	604	1,791	21	0	21	102,716	0	0	0	2,287	583	-14,715	15,298	2,242,020	84,458
Central African Rep.	15-Mar-20	11,708	42	0	42	101	0	0	0	6,859	0	0	0	4,748	42	196	-154	71,819	14,870
Chad	19-Mar-20	5,107	0	0	0	175	0	0	0	4,876	0	0	0	56	0	37	-37	171,194	10,422
Congo Rep. of	15-Mar-20	18,837	120	564	-444	349	10	30	-20	12,421	0	0	0	6,067	110	2,552	-2,442	280,135	50,767
Congo Dem. Rep.	10-Mar-20	58,115	235	151	84	1,104	0	5	-5	50,930	0	0	0	6,081	235	450	-215	447,441	4,996
Equatorial Guinea	14-Mar-20	13,579	41	53	-12	173	3	2	1	13,323	49	164	-115	83	-11	-214	203	252,924	180,276
Gabon	12-Mar-20	37,298	253	353	-100	279	6	7	-1	32,019	1,066	870	196	5,000	-819	993	-1,812	1,396,270	627,330



.....: 7-day moving average

East Africa

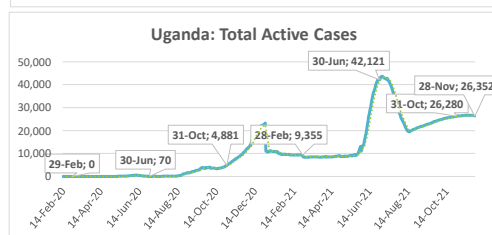
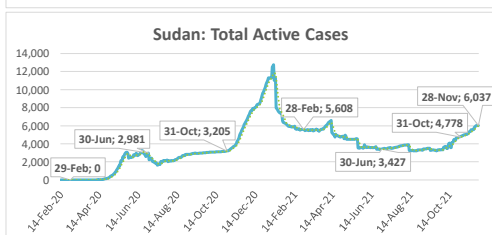
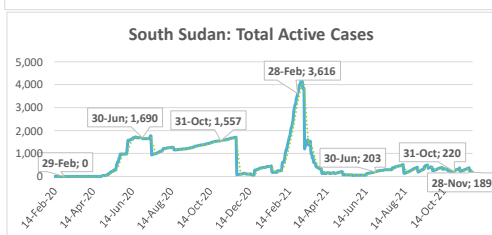
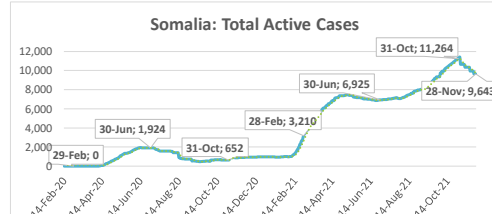
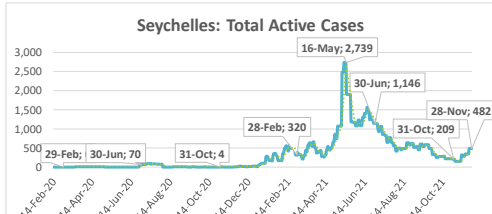
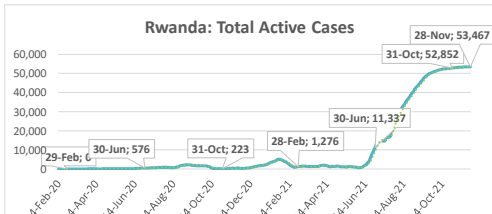
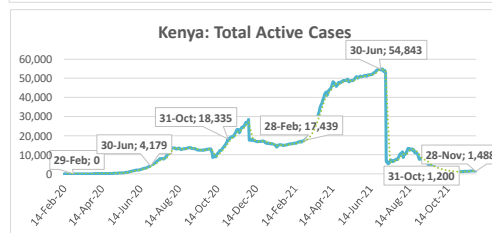
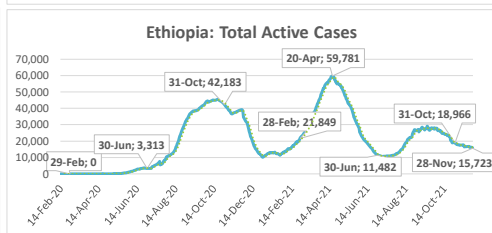
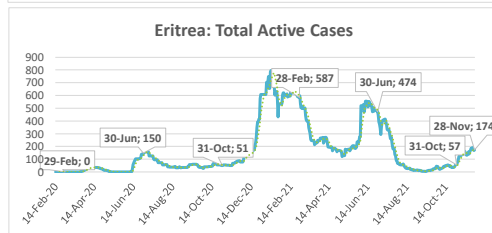
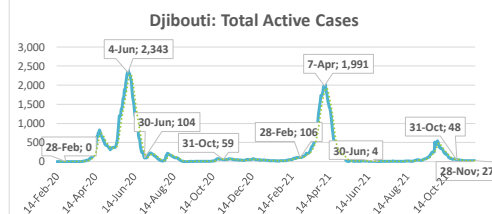
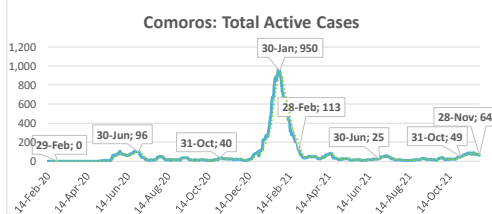
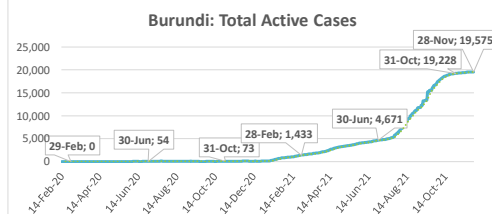
Highlights of the Covid-19 Situation in East Africa for the Week Ending November 28, 2021

- **As of Sunday, November 28, 2021, the number of total cases in the East Africa region reached 1,026,947.** The region reported 2,898 new cases in the week, which is an 8.3% decline compared to the preceding week. The total number of deaths reported reached 22,530, of which 88 were new deaths during the week. The number of total recovered cases reached 845,665¹, of which 0.4% were newly recovered cases during the week. The total number of active cases stands at 133,221, indicating a decline of 782 cases in the week. The weekly decline in the number of active cases in the region is mainly attributable to Ethiopia followed by Somalia and Uganda.
- **Ethiopia accounted for 36.2% of the total cases reported in the region since the start of the pandemic and 36.6% of the new cases reported in the region during the week.** Comoros has reported the lowest number of total cases in the region since the start of the pandemic at 4,498.
- **The average case fatality rate (CFR) based on cumulative total cases and deaths as of November 28, 2021, for the region, stands at 2.2%. The highest CFR in the region was reported in Sudan at 7.4% and the lowest in Seychelles at 0.5%.**

¹ Burundi has not been publishing new data on recovered cases and deaths since 6 January 21, hence is excluded from CFR comparison.

Summary of COVID-19 tracking in East Africa: Situation for the week ending 28 November 2021

	Date of first case	Cases				Deaths				Recovered				Active				Test	
		Total cases	New cases for the week of	New cases for the week of	Weekly change	Total deaths	New deaths for the week of	New deaths for the week of	Weekly change from Previous week	Total Recovered	New recovered for the week of	New recovered for the week of	Weekly change from Previous week	Active cases	New active for the week of	New active for the week of	Weekly change from Previous week	Total tests	Tests Per million People
			28 Nov.	21 Nov.			28 Nov.	21 Nov.			28 Nov.	21 Nov.			28 Nov.	21 Nov.			
East Africa	13-Mar-20	1,026,947	2,898	3,160	-262	22,530	97	102	-5	845,665	3,552	3,721	-169	133,221	-782	-2,677	1,895	14,700,998	39,151
Burundi	31-Mar-20	20,386	54	111	-57	38	0	0	0	773	0	0	0	19,575	54	561	-507	821,961	69,126
Comoros	2-May-20	4,498	48	62	-14	150	0	1	-1	4,284	54	79	-25	64	-6	65	-71	6,227	7,161
Djibouti	18-Mar-20	13,504	3	6	-3	186	0	0	0	13,291	4	3	-1	27	-1	-131	130	246,141	249,131
Eritrea	21-Mar-20	7,318	143	120	-23	60	6	3	-3	7,084	122	100	22	174	15	90	-75	23,693	6,681
Ethiopia	13-Mar-20	371,262	1,062	1,378	-316	6,740	58	59	-1	348,799	1,922	2,170	-248	15,723	-918	-6,576	5,658	3,860,277	33,578
Kenya	13-Mar-20	254,951	241	413	-172	5,333	5	12	-7	248,130	176	309	-133	1,488	60	-220	280	2,827,102	52,576
Rwanda	14-Mar-20	100,330	113	81	-32	1,342	2	2	0	45,521	0	2	-2	53,467	111	953	-842	3,460,087	267,142
Seychelles	15-Mar-20	23,197	302	262	-40	125	0	3	-3	22,590	167	232	-65	482	135	36	-99	21,504	218,654
Somalia	16-Mar-20	23,016	47	132	-85	1,327	3	11	-8	12,046	332	525	-193	9,643	-288	-197	-91	366,274	23,046
South Sudan	5-Apr-20	12,717	79	80	-1	133	0	0	0	12,395	226	0	226	189	-147	-72	-75	259,491	23,182
Sudan	13-Mar-20	42,056	498	230	-268	3,114	15	0	15	32,905	0	0	0	6,037	483	1,749	-1,266	562,941	12,838
Tanzania	16-Mar-20	26,261	34	31	-3	730	3	2	-1	297,169	4,975
Uganda	21-Mar-20	127,451	274	254	-20	3,252	5	9	-4	97,847	549	301	248	26,352	-280	1,065	-1,345	1,948,131	42,590



.....: 7-day moving average

North Africa

Highlights of the Covid-19 Situation in North Africa for the Week Ending November 28, 2021

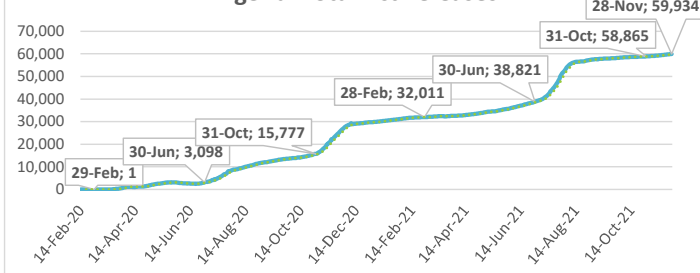
- **As of Sunday, November 28, 2021, the number of total cases in the North Africa region reached 2,644,609.** The region reported 13,617 new cases in the week, which is a 10.3% increase compared to the preceding week. The total number of deaths reported reached 72,811, of which 554 were new deaths during the week. The number of total recovered cases reached 2,442,206, of which 0.8% were newly recovered cases during the week. The total number of active cases stands at 129,592, indicating a decline of 7,121 cases during the week. The weekly decline in the number of active cases in the region is mainly attributable to Libya.
- **Morocco accounted for 35.9% of the total cases reported in the region since the start of the pandemic, while Egypt accounted for 46.4% of the new cases in the region during the week.** Mauritania has reported the lowest number of total cases in the region since the start of the pandemic which have accumulated to a total of 39,178.

The average case fatality rate (CFR) based on cumulative total cases and deaths as of November 28, 2021, for the region, stands at 2.8%. The highest CFR in the region was recorded in Egypt at 5.7% and the lowest in Libya at 1.5%.

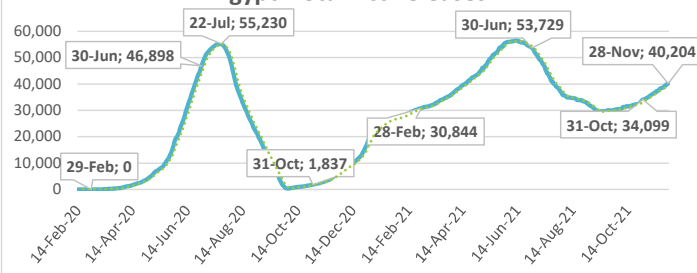
Summary of COVID-19 tracking in North Africa: Situation for the week ending 28 November 2021

	Date of first case	Cases				Deaths				Recovered				Active				Test	
		Total cases	New cases for the week of	New cases for the week of	Weekly change	Total deaths	New deaths for the week of	New deaths for the week of	Weekly change from Previous week	Total Recovered	New recovered for the week of	New recovered for the week of	Weekly change from Previous week	Active cases	New active for the week of	New active for the week of	Weekly change from Previous week	Total tests	Tests Per million People
			28 Nov.	21 Nov.			28 Nov.	21 Nov.			28 Nov.	21 Nov.			28 Nov.	21 Nov.			
North Africa	14-Feb-20	2,644,609	13,617	12,340	1,277	72,811	554	617	-63	2,442,206	20,184	18,624	1,560	129,592	-7,121	-21,886	14,765	21,860,719	105,896
Algeria	26-Feb-20	210,152	1,200	982	218	6,058	37	37	0	144,160	855	607	248	59,934	308	632	-324	230,861	5,265
Egypt	14-Feb-20	356,718	6,321	6,436	-115	20,347	414	434	-20	296,167	4,187	4,298	-111	40,204	1,720	5,137	-3,417	5,642,574	55,139
Libya	25-Mar-20	371,571	3,760	3,136	624	5,438	58	84	-26	341,723	12,857	11,934	923	24,410	-9,155	-23,128	13,973	1,900,679	276,612
Mauritania	14-Mar-20	39,178	531	514	17	831	13	11	2	37,380	428	382	46	967	90	313	-223	500,581	107,660
Morocco	5-Mar-20	949,732	809	697	112	14,774	13	18	-5	931,985	1,014	959	55	2,973	-218	-2,489	2,271	10,416,645	282,213
Tunisia	5-Mar-20	717,258	996	575	421	25,363	19	33	-14	690,791	843	444	399	1,104	134	-2,351	2,485	3,169,379	268,168

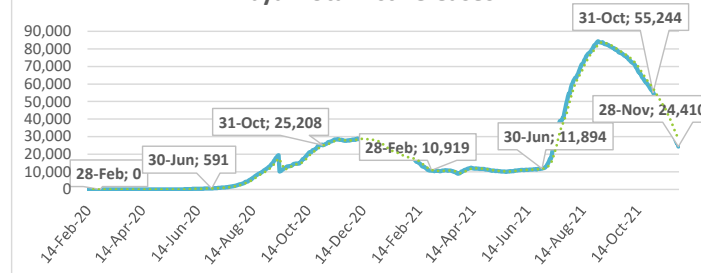
Algeria: Total Active Cases



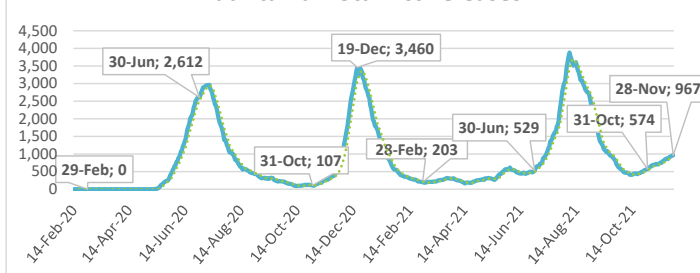
Egypt: Total Active Cases



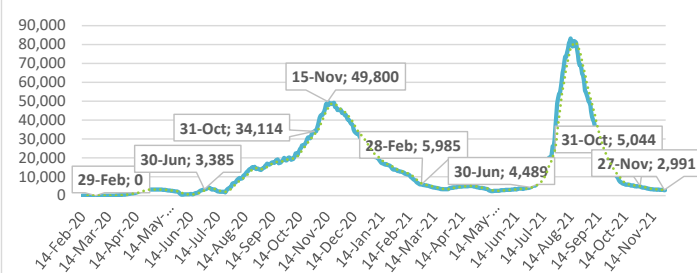
Libya: Total Active Cases



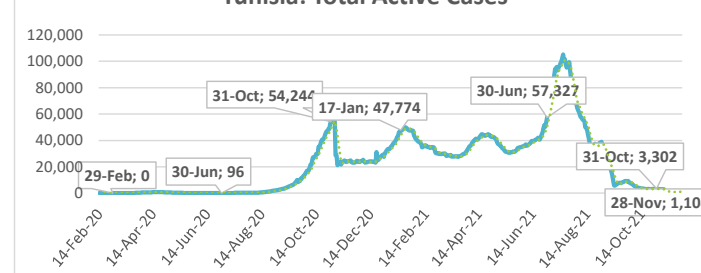
Mauritania: Total Active Cases



Morocco: Total Active Cases



Tunisia: Total Active Cases



.....: 7-day moving average

Southern Africa

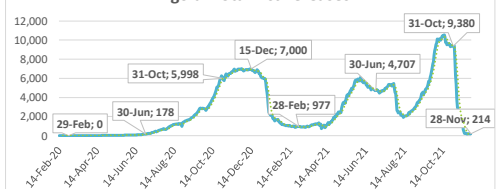
Highlights of the Covid-19 Situation in Southern Africa for the Week Ending November 28, 2021

- **As of Sunday, November 28, 2021, the number of total cases in the Southern Africa region reached 4,045,615.** The region reported 16,418 new cases in the week, which is a more than two times increase compared to the preceding week. The total number of deaths reported reached 113,309, of which 243 were new deaths during the week. The total number of recovered cases reached 3,895,238, of which 0.3% were newly recovered cases during the week. The total number of active cases stands at 37,068, indicating an increase of 4,264 cases in the week. The weekly increase in the number of active cases in the region is mainly attributable South Africa.
- **South Africa accounted for 73.2% of the total cases reported in the region since the start of the pandemic and 84.2% of the new cases in the region during the week.** São Tomé & Príncipe has the lowest number of total cases reported in the region at 3,731.
- **The average case fatality rate (CFR) based on cumulative total cases and deaths as of November 28, 2021, for the region, stands at 2.8%. The highest CFR in the region was reported in Malawi at 3.7% and the lowest in Mauritius at 1.1%.**

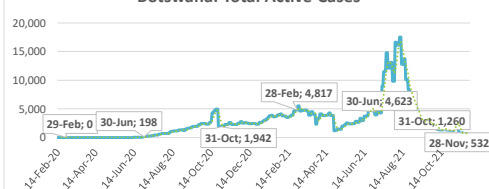
Summary of COVID-19 tracking in Southern Africa: Situation for the week ending 28 November 2021

	Date of first case	Cases				Deaths				Recovered				Active				Test	
		Total cases	New cases for the week of	New cases for the week of	Weekly change	Total deaths	New deaths for the week of	New deaths for the week of	Weekly change from Previous week	Total Recovered	New recovered for the week of	New recovered for the week of	Weekly change from Previous week	Active cases	New active for the week of	New active for the week of	Weekly change from Previous week	Total tests	Tests Per million People
		28 Nov.	21 Nov.	21 Nov.		28 Nov.	21 Nov.	21 Nov.		28 Nov.	21 Nov.	21 Nov.		28 Nov.	21 Nov.	21 Nov.			
Southern Africa	5-Mar-20	4,045,615	16,418	6,422	9,996	113,309	243	114	129	3,895,238	11,911	6,073	5,838	37,068	4,264	-22,715	26,979	30,266,243	141,972
Angola	27-Mar-20	65,144	120	111	9	1,733	3	3	0	63,197	95	1,415	-1,320	214	22	-9,053	9,075	1,179,270	35,881
Botswana	16-Mar-20	194,909	464	744	-280	2,416	0	5	-5	191,961	616	768	-152	532	-152	-633	481	1,859,485	790,723
Eswatini	14-Mar-20	46,538	51	15	36	1,248	0	3	-3	45,241	23	14	9	49	28	-195	223	399,778	344,587
Lesotho	13-May-20	21,755	26	38	-12	662	1	0	1	13,657	57	502	-445	7,436	-32	-946	914	256,932	119,936
Madagascar	20-Mar-20	44,072	400	0	400	967	3	0	3	41,322	0	0	0	1,783	397	50	347	265,859	9,601
Malawi	2-Apr-20	61,897	34	20	14	2,305	1	2	-1	58,765	10	151	-141	827	23	-1,662	1,685	440,594	23,032
Mauritius	18-Mar-20	21,325	953	1,130	-177	240	0	0	0	19,640	1,135	1,294	-159	1,445	-182	-1,071	889	359,627	282,777
Mozambique	27-Mar-20	151,524	36	61	-25	1,940	2	2	0	149,485	48	69	-21	99	-14	-866	852	976,023	31,227
Namibia	14-Mar-20	129,180	89	50	39	3,573	4	5	-1	125,483	33	116	-83	124	52	-767	819	786,776	309,644
São Tomé & Príncipe	6-Apr-20	3,731	0	0	0	56	0	0	0	3,675	4	20	-16	0	-4	-485	481	28,571	130,367
South Africa	5-Mar-20	2,961,406	13,828	3,947	9,881	89,797	223	90	133	2,847,771	9,589	1,463	8,126	23,838	4,016	-6,059	10,075	19,413,079	327,323
Zambia	18-Mar-20	210,143	73	87	-14	3,667	0	1	-1	206,386	83	105	-22	90	-10	-77	67	2,714,670	147,665
Zimbabwe	25-Mar-20	133,991	344	219	125	4,705	6	3	3	128,655	218	156	62	631	120	-951	1,071	1,585,579	106,680

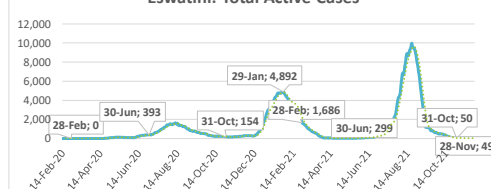
Angola: Total Active Cases



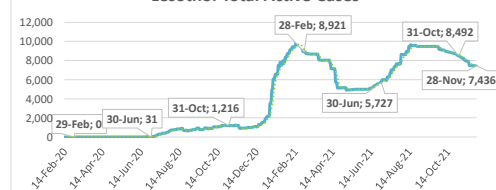
Botswana: Total Active Cases



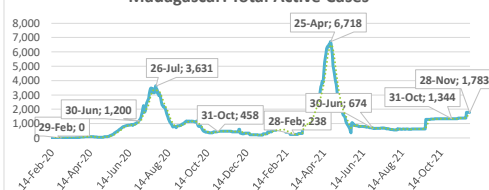
Eswatini: Total Active Cases



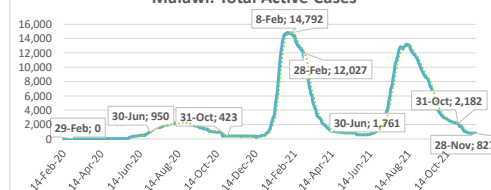
Lesotho: Total Active Cases



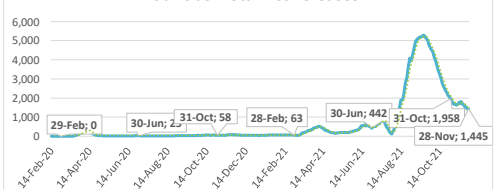
Madagascar: Total Active Cases



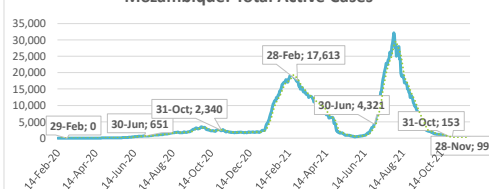
Malawi: Total Active Cases



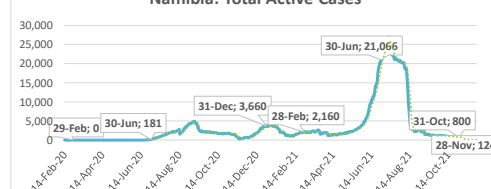
Mauritius: Total Active Cases



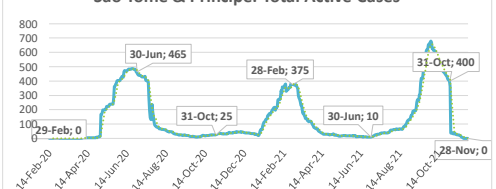
Mozambique: Total Active Cases



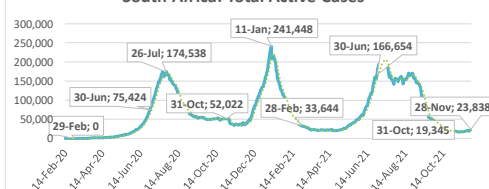
Namibia: Total Active Cases



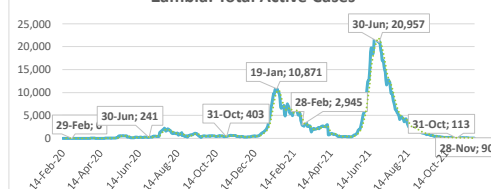
São Tomé & Príncipe: Total Active Cases



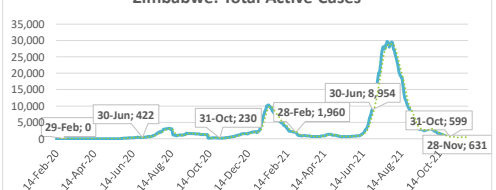
South Africa: Total Active Cases



Zambia: Total Active Cases



Zimbabwe: Total Active Cases



.....: 7-day moving average

West Africa

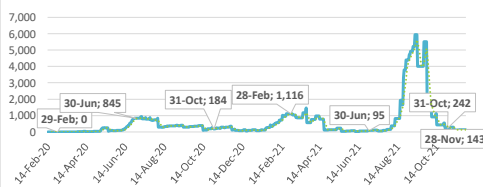
Highlights of the Covid-19 Situation in West Africa for the Week Ending November 28, 2021

- **As of Sunday, November 28, 2021, the number of total cases in the West Africa region reached 669,470.** The region reported 1,464 new cases during the week, which is a 2.7% decline compared to the new cases reported in the preceding week. The total number of deaths reported reached 9,951, of which 48 were new deaths during the week. The number of total recovered cases reached 649,839, of which 0.3% were newly recovered cases during the week. The total number of active cases stands at 9,680, indicating a decline of 279 cases in the week. The weekly decline in the number of active cases in the region is mainly attributable to Nigeria.
- **Nigeria accounted for 32.0% of the total cases reported in the West region since the start of the pandemic and 29.8% of the new cases in the region during the week; Mali also accounted for another 29.8%.** Liberia has the lowest number of total cases in the region since the start of the pandemic with a total of 5,821.
- **The average case fatality rate (CFR) based on cumulative total cases and deaths as of November 28, 2021, for the region, stands at 1.5%. The highest CFR in the region was reported in Liberia at 4.9% and the lowest in Benin at 0.6%.**

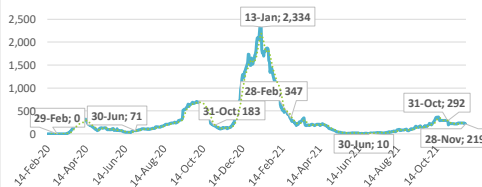
Summary of COVID-19 tracking in West Africa: Situation for the week ending 28 November 2021

	Date of first case	Cases				Deaths				Recovered				Active				Test	
		Total cases	New cases for the week of	New cases for the week of	Weekly change	Total deaths	New deaths for the week of	New deaths for the week of	Weekly change from Previous week	Total Recovered	New recovered for the week of	New recovered for the week of	Weekly change from Previous week	Active cases	New active for the week of	New active for the week of	Weekly change from Previous week	Total tests	Tests Per million People
			28 Nov.	21 Nov.		28 Nov.	21 Nov.	21 Nov.		28 Nov.	21 Nov.	21 Nov.		28 Nov.	21 Nov.	21 Nov.			
West Africa	28-Feb-20	669,470	1,464	1,505	-41	9,951	49	61	-12	649,839	1,694	2,309	-615	9,680	-279	-7,816	7,537	11,156,555	28,088
Benin	16-Mar-20	24,850	4	13	-9	161	0	0	0	24,546	0	0	0	143	4	-302	306	604,310	49,847
Burkina Faso	9-Mar-20	15,711	197	233	-36	281	16	31	-15	15,211	202	176	26	219	-21	-153	132	266,509	12,750
Cabo Verde	20-Mar-20	38,362	35	31	-4	349	0	0	0	37,946	36	53	-17	67	-1	-322	321	371,691	668,525
Côte d'Ivoire	11-Mar-20	61,708	117	80	37	704	2	0	2	60,702	144	158	-14	302	-29	-500	471	1,140,479	43,236
Gambia, The	18-Mar-20	9,989	1	8	-7	342	0	1	-1	9,638	2	12	-10	9	-1	8	-9	121,854	50,422
Ghana	12-Mar-20	130,920	93	178	-85	1,209	1	2	-1	129,042	157	554	-397	669	-65	-1,416	1,351	1,962,860	63,169
Guinea	13-Mar-20	30,763	48	0	48	387	0	0	0	29,725	75	0	75	651	-27	-276	249	586,889	44,689
Guinea-Bissau	26-Mar-20	6,440	6	32	-26	148	2	2	0	6,268	87	101	-14	24	-83	-415	332	106,886	54,312
Liberia	16-Mar-20	5,821	3	1	2	287	0	0	0	5,523	0	65	-65	11	3	13	-10	139,824	27,646
Mali	25-Mar-20	17,339	393	280	113	605	13	7	6	15,128	128	164	-36	1,606	252	661	-409	487,323	24,064
Niger	20-Mar-20	6,958	122	144	-22	254	12	10	-2	6,541	134	189	-55	163	-24	134	-158	186,846	7,719
Nigeria	28-Feb-20	213,982	393	442	-49	2,975	1	6	-5	207,184	666	786	-120	3,823	-274	-4,871	4,597	3,479,682	16,880
Senegal	2-Mar-20	73,985	17	14	3	1,885	2	2	0	72,087	12	14	-2	13	3	-13	16	872,160	52,088
Sierra Leone	31-Mar-20	6,401	1	0	1	121	0	0	0	4,398	1	0	1	1,882	0	0	0	252,243	31,621
Togo	6-Mar-20	26,241	34	49	-15	243	0	0	0	25,900	50	37	13	98	-16	-364	348	576,999	69,697

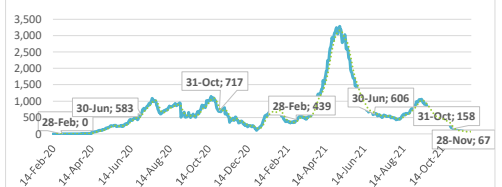
Benin: Total Active Cases



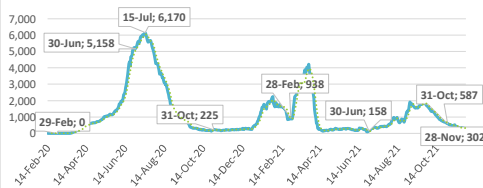
Burkina Faso: Total Active Cases



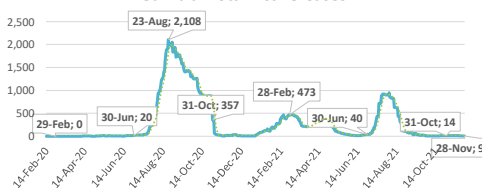
Cabo Verde: Total Active Cases



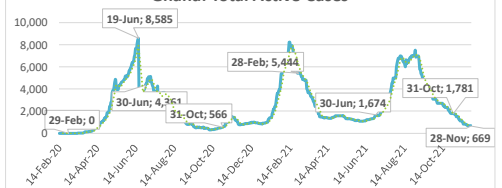
Côte d'Ivoire: Total Active Cases



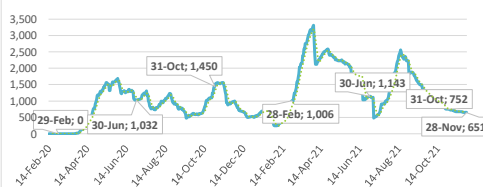
Gambia: Total Active Cases



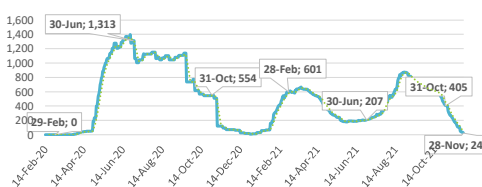
Ghana: Total Active Cases



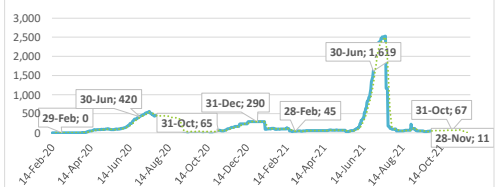
Guinea: Total Active Cases



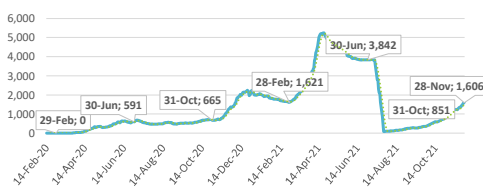
Guinea-Bissau: Total Active Cases



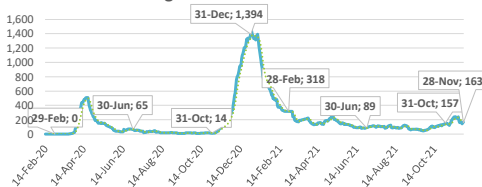
Liberia: Total Active Cases



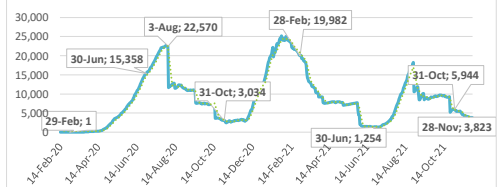
Mali: Total Active Cases



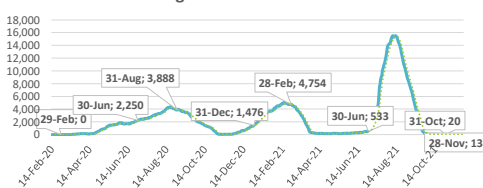
Niger: Total Active Cases



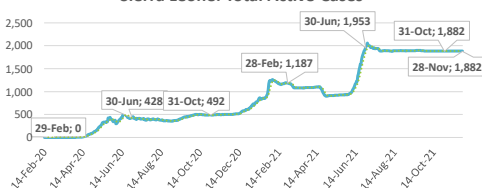
Nigeria: Total Active Cases



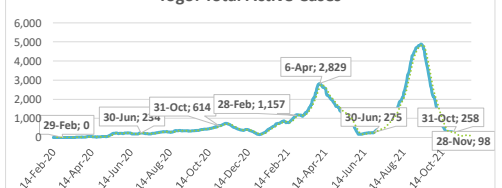
Senegal: Total Active Cases



Sierra Leone: Total Active Cases



Togo: Total Active Cases



.....: 7-day moving average