



## AFRICAN DEVELOPMENT BANK GROUP

---

### Weekly Data Flash on Covid-19 in Africa<sup>1</sup>:

*The situation as of Sunday, December 5, 2021*

Statistics Department (ECST)

---

<sup>1</sup> This briefing note has been prepared by Roza Mamuye Bora, Senior Statistician; Anouar Chaouch, Statistician; Soumaila Karambiri, Statistical Assistant; Regis Hauhouot Stephane, Statistical Assistant and Desire Lakpa Guy, Statistical Assistant; and Robert Maate, Chief Statistician under the supervision of Louis Kouakou, Division Manager ECST.1

# Contents

	Page
Highlights of the Covid-19 Situation in Africa as of December 5, 2021	1
Data Annexes: Africa	4
Highlights of the Covid-19 Situation in Central Africa as of December 5, 2021	6
Data Annexes: Central Africa	8
Highlights of the Covid-19 Situation in East Africa as of December 5, 2021	9
Data Annexes: East Africa	11
Highlights of the Covid-19 Situation in North Africa as of December 5, 2021	12
Data Annexes: North Africa	14
Highlights of the Covid-19 Situation in Southern Africa as of December 5, 2021	15
Data Annexes: Southern Africa	17
Highlights of the Covid-19 Situation in West Africa as of December 5, 2021	18
Data Annexes: West Africa	20

# Highlights of the Covid-19 Situation in Africa for the Week Ending December 5, 2021

## *Vaccinations: Status Update*

- **In the week ending December 5, 2021, over 268.7 million new Covid-19 vaccinations were administered globally, leading to an accumulated total of nearly 8.2 billion since the start of the program.** In terms of the geographical distribution, China accounts for 31.1% of the total number of Covid-19 vaccinations administered to date, followed by India at 15.6% and the USA at 5.6%.
- **The number of African countries with data on Covid-19 vaccinations stands at 51.** As of December 5, 2021, a total of 246,542,175<sup>1</sup> vaccinations had been administered in Africa, which represents 3.0% of total global vaccinations. Morocco accounts for 19.8% of the vaccinations carried out in Africa to date, followed by Egypt (16.5%) and South Africa (10.7%).

## *Covid-19 Testing in Africa*

- **As of Sunday, December 5, 2021, over 82.8 million tests for Covid-19 had been administered in Africa, of which more than 0.9 million were reported this week.** Nine countries collectively account for 66.3% of the tests conducted in Africa as of December 5, 2021 namely, South Africa (23.5%), Morocco (12.5%), Egypt (6.7%), Ethiopia (4.6%), Nigeria (4.3%), Rwanda (4.2%), Tunisia (3.8%), Kenya (3.4%) and Zambia (3.3%).
- **The average number of tests per 1 million people in Africa as of December 5, 2021 stands at 62,768, which is an increase of 1.4% compared to last week.** Botswana continues to lead on this indicator with 796,561 tests per 1 million people, followed by Cabo Verde (677,100), Gabon (633,454), Eswatini (352,337), South Africa (333,203) and Namibia (314,837).

## *Confirmed, New and Active Global Covid-19 Cases*

- **Globally, the total number of confirmed Covid-19 cases since the start of the pandemic reached 265,846,699, of which 90.1% have recovered.** The majority cases (31.0%) occurred in Asia, followed by Europe (28.4%), North America (22.4%), South America (14.7%) and Africa (3.3%).
- A new variant of Covid-19, designated by WHO as B.1.1.529 (omicron), has been identified in the last week of November 2021. Studies are underway globally to understand various aspects of the variant. According to latest news quoting WHO, the omicron variant has been detected in around 38 countries. A report, from WHO Africa on December 2, 2021 indicated the variant has been detected in two African Countries, South Africa and Botswana, where 172 and 19 cases were reported respectively.

---

<sup>1</sup> The vaccination figures indicate the total number of vaccines administered regardless of how many doses one received.

- **The number of new cases reported globally in the review week amounted to 4,351,841,** indicating a 10.1% increase compared to the new cases recorded in the preceding week.
- **The number of global deaths due to Covid-19 reached 5,255,545, of which 55,959 were recorded in the week ending December 5, 2021.** This was 14.2% higher than the number of deaths recorded in the previous week. The number of global active cases increased by 1,002,035 cases in the week under review making a total of 21,141,354 as of December 5, 2021.
- **Africa makes 3.3% of the total global cases, 4.3% of deaths, 3.4% of recovered cases and 1.8% of active cases as of December 5, 2021, as detailed below.**

### *Confirmed, New and Active Covid-19 Cases in Africa*

- **As of December 5, 2021, the total number of confirmed cases in Africa reached 8,738,764<sup>2</sup>,** 66.6% of which were in six countries, namely South Africa (34.7%), Morocco (10.9%), Tunisia (8.2%), Libya (4.3%), Ethiopia (4.3%) and Egypt (4.2%). The five countries with the lowest total number of reported cases were São Tomé & Príncipe, Comoros, Chad, Liberia, and Sierra Leone, with cases ranging between 3,733 in São Tomé & Príncipe and 6,402 in Sierra Leone. These five countries collectively account for 0.3% of the confirmed cases in Africa. Considering population size, Seychelles, Botswana, Cabo Verde, Tunisia and Libya are the five countries with the highest number of confirmed cases per million people with rates ranging from 237,232 in Seychelles to 53,536 in Libya.
- **In the week under review, a total of 99,968 new cases were reported in Africa,** which is nearly three times higher than new cases recorded the previous week. These new cases in Africa account for 2.3% of the weekly new cases recorded globally. The Southern Africa region accounted for 79.7% of the weekly new cases in Africa, followed by North Africa (13.6%), East Africa (3.9%), West Africa (1.8%) and Central Africa (1.0%).
- **The total number of active cases in Africa increased by 58,055 cases to 391,001 in the week under review.** Currently, five countries collectively account for 67.8% of the active cases in Africa, namely South Africa (21.4%), Algeria (15.4%), Rwanda (13.7%), Egypt (10.5%) and Uganda (6.8%).
- **From a regional perspective, all regions except Southern Africa and West Africa recorded declines in active cases during the week.**

### *Deaths and the Case Fatality Rates in Africa*

- **As of December 5, 2021, a total of 223,492 deaths had been reported in Africa since the start of the pandemic,** of which 50.8% were in Southern Africa, 32.8% in North Africa, 10.1% in East Africa, 4.5% in West Africa and 1.8% in Central Africa. The five countries with the highest number of reported deaths due to Covid-19 since the start of the pandemic are South Africa, Tunisia, Egypt, Morocco and Ethiopia, ranging between 89,966 in South Africa and 6,800

---

<sup>2</sup> Ghana has not released new data for this week.

in Ethiopia. A total of 919 new deaths were reported in Africa in the week under review, which is a decline of 6.5% compared to the preceding week.

- **The case fatality rate (CFR), i.e. deaths per confirmed cases for Africa, stands at 2.6%, which is higher than the global CFR rate of 2.0%.** Regionally, West Africa has the lowest CFR at 1.5%, followed by Central Africa at 1.6%, East Africa at 2.2%, North Africa and Southern Africa at 2.8%. As of December 5, 2021, eighteen African countries recorded CFRs higher than the African average with the highest in Sudan at 7.3%, followed by Somalia (5.8%), Egypt (5.7%), Liberia (4.9%), Malawi (3.7%), Niger (3.7%), Tunisia (3.5%), Mali (3.4%), Zimbabwe (3.4%), The Gambia (3.4%), Comoros (3.3%), Chad (3.2%), South Africa (3.0%), Lesotho (3.0%), Algeria (2.9%), Namibia (2.8%), Tanzania (2.8%), and Angola (2.7%).

### *Recovery Rates in Africa*

- **As of December 5, 2021, the number of recovered cases in Africa reached 8,098,731, representing 92.7% of its total confirmed cases<sup>3</sup>.** Regionally, the recovery rates stand at 96.9% for West Africa, 94.8% for Southern Africa, 92.7% for North Africa, 88.6% for Central Africa and 82.5% for East Africa. In the week under review, 40,985 newly recovered cases were reported.

---

<sup>3</sup> Burundi has not been publishing new data on recovered cases and deaths since 6 January 21.

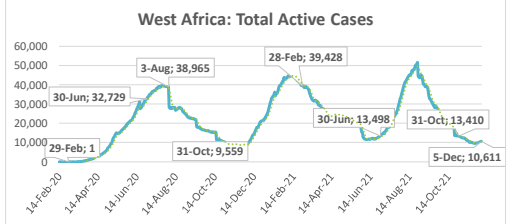
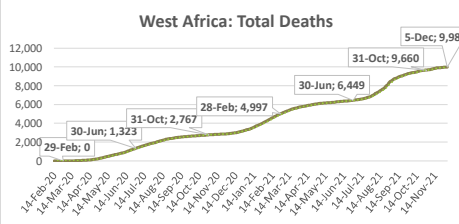
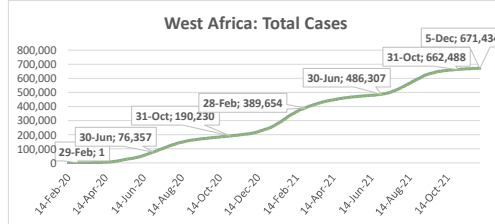
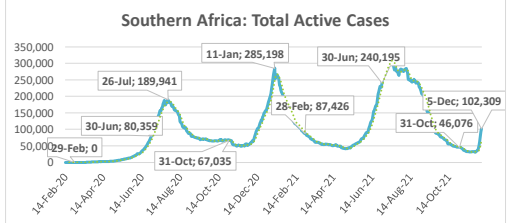
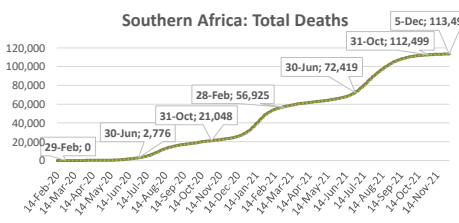
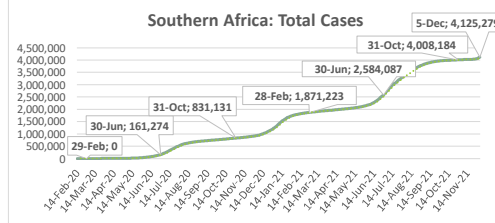
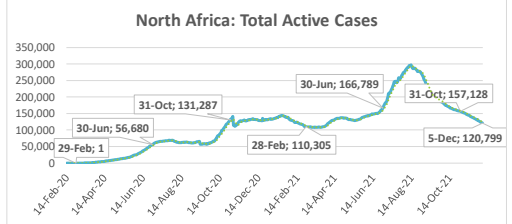
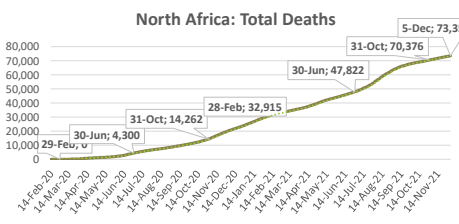
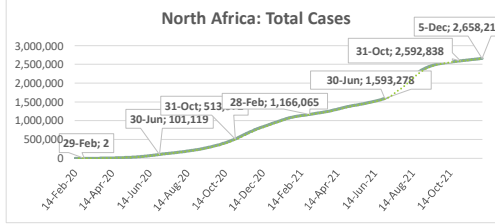
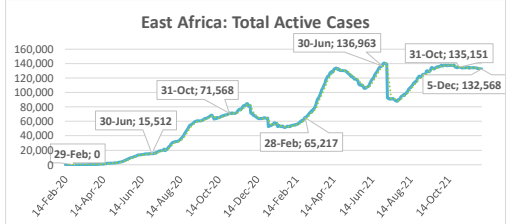
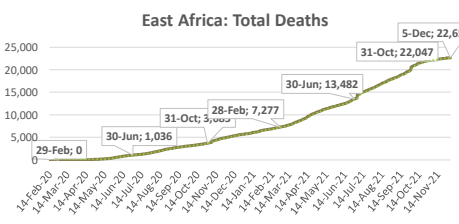
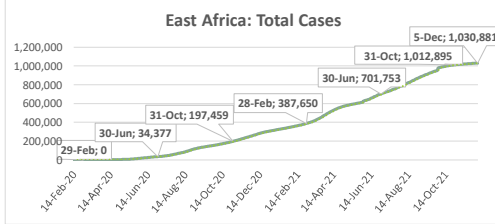
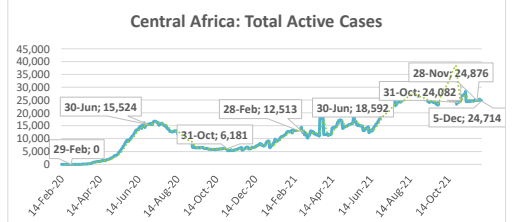
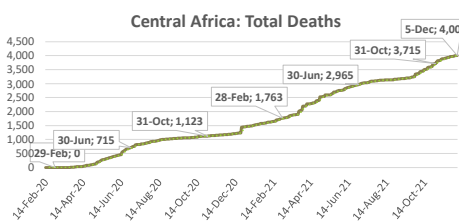
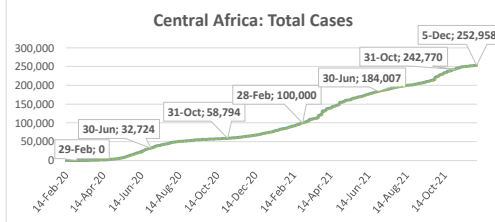
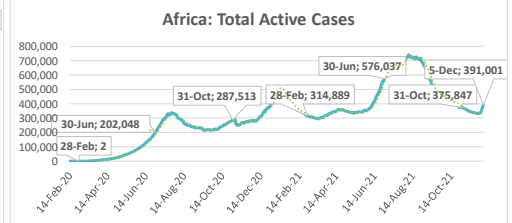
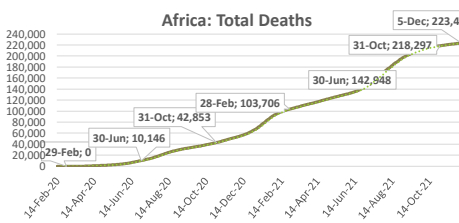
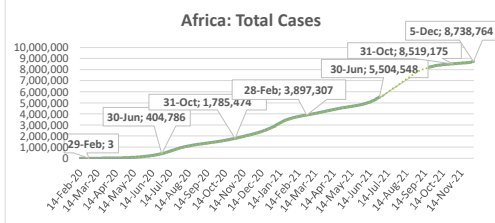
Status of Vaccinations Administered in Africa and Selected Global Countries for the Week Ending 5 December 2021					
	Vaccinations				
	Total vaccinations	% of population vaccinated	New vaccinations for the week of	New vaccinations for the week of	Weekly change
			5 Dec.	28 Nov.	
World	8,186,375,003	105.0	268,744,981	284,323,905	-15,578,924
AFRICA	246,542,175	18.4	11,460,675	12,006,647	-545,972
Algeria	12,145,830	28.2	113,330	655,684	-542,354
Angola	9,847,459	30.0	821,149	719,590	101,559
Benin	383,501	3.2	0	36,231	-36,231
Botswana	1,430,084	60.8	77,527	98,318	-20,791
Burkina Faso	661,796	3.2	0	0	0
Cabo Verde	544,075	97.9	4,167	13,017	-8,850
Cameroon	953,375	3.6	29,732	316,373	-286,641
Central African Rep	422,496	8.7	0	124	-124
Chad	258,618	1.6	8,967	7,400	1,567
Comoros	523,256	60.2	46,906	0	46,906
Congo DRC	193,416	0.2	6,667	20,361	-13,694
Congo Rep	651,411	11.8	6,493	59,426	-52,933
Côte d'Ivoire	3,845,788	14.6	0	0	0
Djibouti	117,874	11.9	18,195	3,511	14,684
Egypt	40,644,158	39.7	3,737,393	2,035,337	1,702,056
Equatorial Guinea	446,624	31.8	1,635	2,134	-499
Eswatini	306,445	26.4	13,092	0	13,092
Ethiopia	9,767,645	8.5	1,762,039	2,854,081	-1,092,042
Gabon	277,979	12.5	0	21,005	-21,005
Gambia, The	268,008	11.1	0	364	-364
Ghana	3,493,688	11.2	0	126,157	-126,157
Guinea	2,566,333	19.5	7,754	56,728	-58,974
Guinea Bissau	368,395	18.7	3,306	32,592	-29,286
Kenya	7,554,149	14.0	614,590	627,810	-13,220
Lesotho	617,671	28.8	0	234,330	-234,330
Liberia	589,628	11.7	0	0	0
Libya	2,377,003	34.6	85,365	97,894	-12,529
Madagascar	197,001	0.7	0	0	0
Malawi	1,450,801	7.6	60,305	33,536	26,769
Mali	847,067	4.2	112,308	138,324	-26,016
Mauritania	1,759,659	37.8	25,613	18,926	6,687
Mauritius	1,875,132	147.4	0	82,878	-82,878
Morocco	48,851,348	132.4	132,152	158,126	-25,974
Mozambique	10,503,956	33.6	660,318	952,392	-292,074
Namibia	674,589	26.5	24,749	19,628	5,121
Niger	971,636	4.0	8,595	0	8,595
Nigeria	10,119,982	4.9	479,934	386,346	93,588
Rwanda	9,440,343	72.9	691,786	663,877	27,909
Sao Tome	121,357	55.4	7,106	4,565	2,541
Senegal	1,910,830	11.4	2,742	72,069	-69,327
Seychelles	179,462	182.5	1,369	2,703	-1,334
Sierra Leone	868,726	10.9	123,900	0	123,900
Somalia	1,139,332	7.2	0	174,899	-174,899
South Africa	26,348,830	44.4	1,060,413	642,364	418,049
South Sudan	218,154	1.9	0	23,670	-23,670
Sudan	2,698,219	6.2	0	0	0
Togo	1,665,087	20.1	157,365	54,152	103,213
Tunisia	10,731,223	90.8	283,625	319,792	-36,167
Uganda	4,835,777	10.6	0	0	0
Zambia	1,134,766	6.2	72,226	48,101	24,125
Zimbabwe	6,742,193	45.4	197,862	181,832	16,030
Americas					
Brazil	314,450,780	149.0	16,490,320	25,728,095	-9,237,775
Canada	62,002,882	164.9	1,650,901	396,139	1,254,762
U.S.A	462,263,845	140.8	7,816,108	4,492,149	3,323,959
Asia					
China	2,543,424,000	182.0	60,529,000	52,152,000	8,377,000
India	1,279,599,722	93.6	55,168,763	55,368,244	-199,481
Europe					
France	107,043,866	159.6	3,049,331	1,735,206	1,314,125
Germany	126,621,790	152.3	5,456,260	3,879,304	1,576,956
Israel	16,252,049	179.5	100,416	82,614	17,802
U.K.	117,880,359	176.4	3,071,170	2,832,033	239,137
Middle East					
Saudi Arabia	47,700,078	139.2	390,906	247,985	142,921
U.A.E.	21,895,945	224.1	60,842	129,736	-68,894

Total of vaccinations

% of population vaccinated

# Summary of COVID-19 tracking in Africa: Situation for the week ending 5 December 2021

	Date of first case	Cases				Deaths				Recovered				Active				Test	
		Total cases	New cases for the week of	New cases for the week of	Weekly change from Previous week	Total deaths	New deaths for the week of	New deaths for the week of	Weekly change from Previous week	Total Recovered	New recovered for the week of	New recovered for the week of	Weekly change from Previous week	Active cases	New active for the week of	New active for the week of	Weekly change from Previous week	Total tests	Tests Per million People
			5 Dec.	28 Nov.			5 Dec.	28 Nov.			5 Dec.	28 Nov.			5 Dec.	28 Nov.			
World	31-Dec-19	265,846,699	4,351,841	3,951,287	400,554	5,255,545	55,959	49,017	6,942	239,449,800	3,293,847	3,101,292	192,555	21,141,354	1,002,035	1,448,722	-446,687	4,358,833,941	559,198
Africa	14-Feb-20	8,738,764	99,968	36,004	63,964	223,492	919	983	-64	8,098,731	40,985	40,112	873	391,001	58,055	-73,568	131,623	84,034,866	62,768
Central Africa	6-Mar-20	252,958	968	1,442	-474	4,002	30	40	-10	224,242	1,100	1,115	-15	24,714	-162	-10,251	10,089	4,912,962	33,533
East Africa	13-Mar-20	1,030,881	3,924	2,908	1,016	22,653	123	97	26	850,120	4,347	3,660	687	132,568	-555	-3,369	2,814	14,992,013	39,926
North Africa	14-Feb-20	2,658,212	13,603	13,617	-14	73,352	541	554	-13	2,464,061	21,855	20,184	1,671	120,799	-8,793	-28,787	19,994	22,021,181	106,673
Southern Africa	5-Mar-20	4,125,279	79,640	16,442	63,198	113,498	189	243	-54	3,909,472	12,757	13,388	-631	102,309	66,694	-22,480	89,174	30,777,513	144,371
West Africa	28-Feb-20	671,434	1,833	1,595	238	9,987	36	49	-13	650,836	926	1,765	-839	10,611	871	-8,681	9,552	11,331,197	28,527



.....: 7-day moving average

---

---

# Central Africa

---

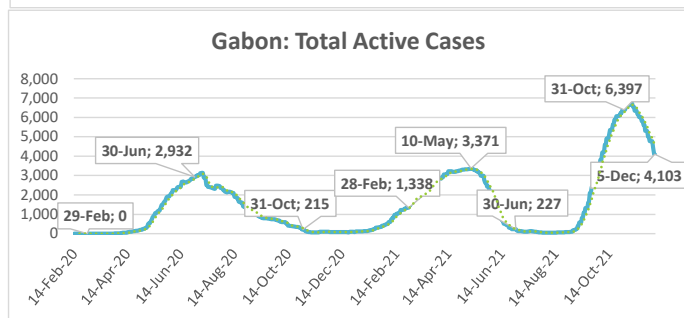
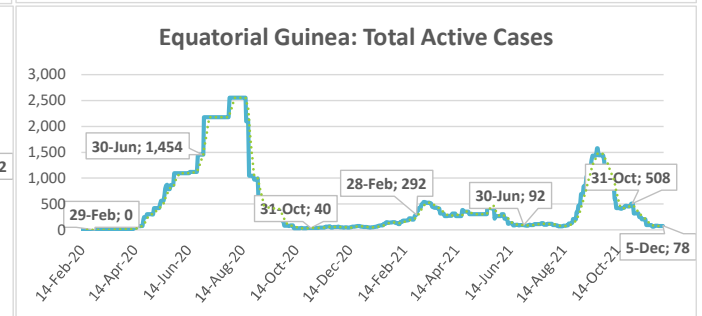
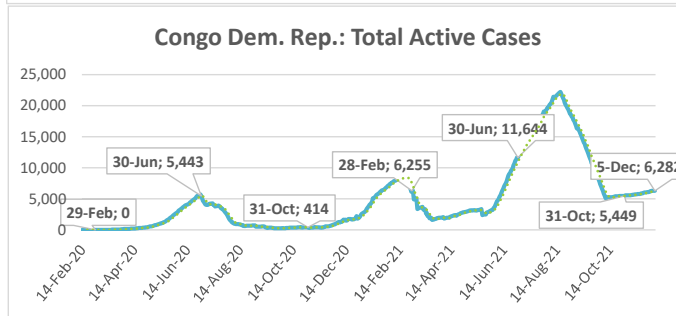
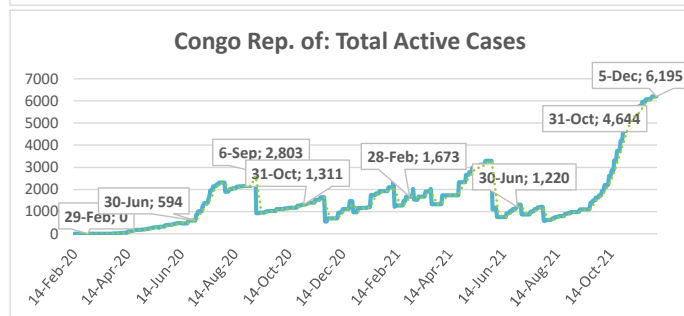
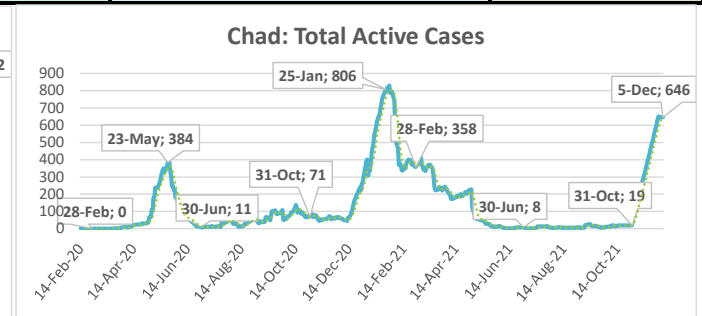
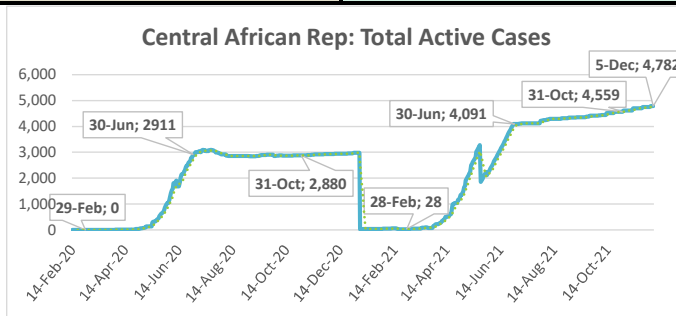
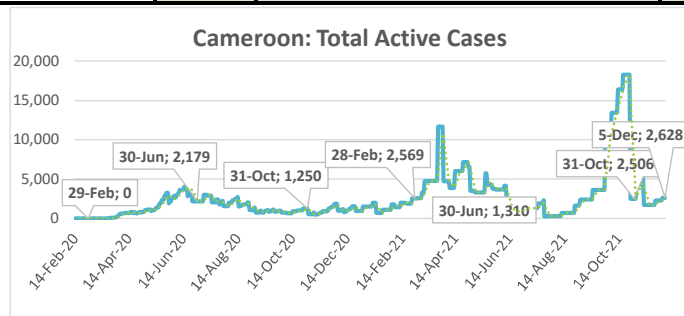
---

## **Highlights of the Covid-19 Situation in Central Africa for the Week Ending December 5, 2021**

- **As of Sunday, December 5, 2021, the number of reported total cases in the Central Africa region reached 252,958.** Total number of Covid-19 tests conducted and tests per 1 million people, in the region, stand at 4,912,962 and 33,533 respectively. The region reported 968 new cases during the week, which is a 32.9% decline compared to the preceding week. The total number of deaths reported since the start of the pandemic reached 4,002, of which 30 were new deaths during the week. The number of total recovered cases reached 224,242, of which 0.5% were newly recovered cases recorded during the week. The total number of active cases stands at 24,714, indicating a decline of 162 cases during the week. The weekly decline in the number of active cases in the region is mainly attributable to Gabon compensating for the increases observed in the rest of the countries in the region excluding Equatorial Guinea.
- **Cameroon accounted for 42.4% of the total cases reported in the region since the start of the pandemic and 36.6% of the new cases reported during the week.** Chad has recorded the lowest number of total cases in the Central region since the start of the pandemic at 5,703 of which 85.5% are reported to have recovered.
- **The average case fatality rate (CFR) based on cumulative total cases and deaths as of December 5, 2021, for the region, stands at 1.6%. The highest CFR in the region was reported in Chad at 3.2% and the lowest in Gabon at 0.7%.**

# Summary of COVID-19 tracking in Central Africa: Situation for the week ending 5 December 2021

	Date of first case	Cases				Deaths				Recovered				Active				Test	
		Total cases	New cases for the week of	New cases for the week of	Weekly change	Total deaths	New deaths for the week of	New deaths for the week of	Weekly change from Previous week	Total Recovered	New recovered for the week of	New recovered for the week of	Weekly change from Previous week	Active cases	New active for the week of	New active for the week of	Weekly change from Previous week	Total tests	Tests Per million People
			5 Dec.	28 Nov.			5 Dec.	28 Nov.			5 Dec.	28 Nov.			5 Dec.	28 Nov.			
Central Africa	6-Mar-20	252,958	968	1,442	-474	4,002	30	40	-10	224,242	1,100	1,115	-15	24,714	-162	-10,251	10,089	4,912,962	33,533
Cameroon	6-Mar-20	107,148	354	604	-250	1,804	13	21	-8	102,716	0	0	0	2,628	341	-14,715	15,056	2,242,020	84,458
Central African Rep.	15-Mar-20	11,742	34	42	-8	101	0	0	0	6,859	0	0	0	4,782	34	196	-162	72,313	14,972
Chad	19-Mar-20	5,703	44	147	-103	181	6	0	6	4,876	2	0	2	646	36	444	-408	180,347	10,979
Congo Rep. of	15-Mar-20	18,970	133	120	13	354	5	10	-5	12,421	0	0	0	6,195	128	3,086	-2,958	287,745	52,146
Congo Dem. Rep.	10-Mar-20	58,319	204	235	-31	1,107	3	0	3	50,930	0	0	0	6,282	201	596	-395	460,105	5,137
Equatorial Guinea	14-Mar-20	13,599	20	41	-21	175	2	3	-1	13,346	23	49	-26	78	-5	-327	322	260,533	185,699
Gabon	12-Mar-20	37,477	179	253	-74	280	1	6	-5	33,094	1,075	1,066	9	4,103	-897	469	-1,366	1,409,899	633,454



.....: 7-day moving average

---

---

# **East Africa**

---

---

## **Highlights of the Covid-19 Situation in East Africa for the Week Ending December 5, 2021**

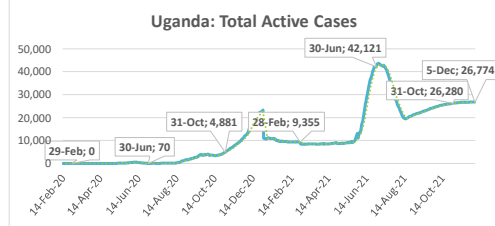
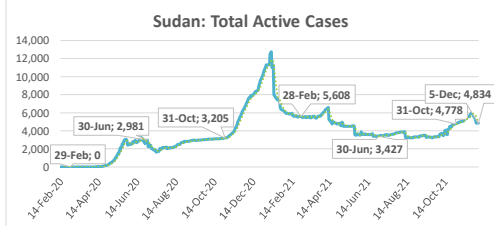
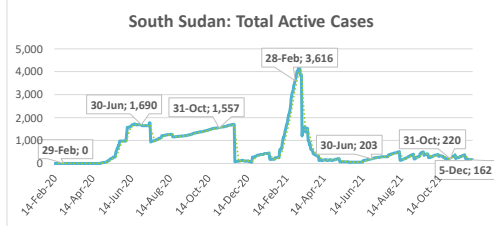
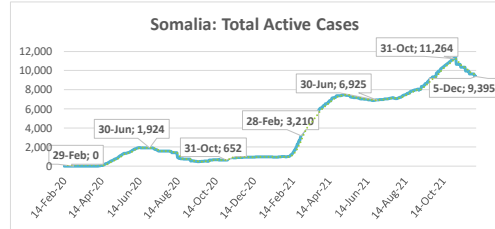
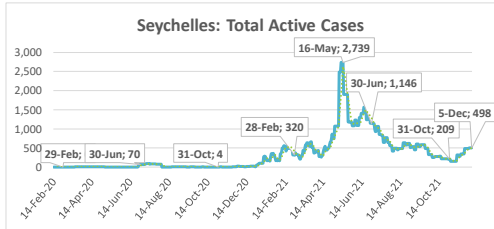
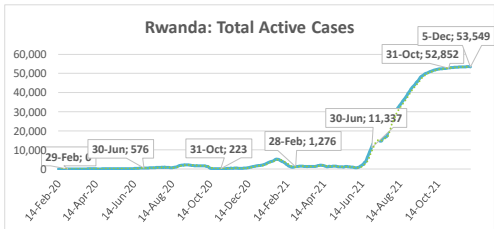
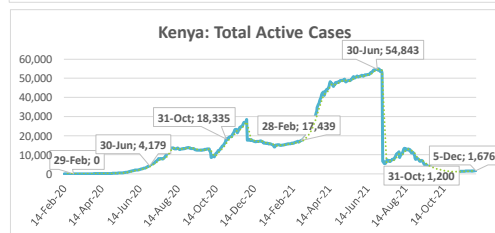
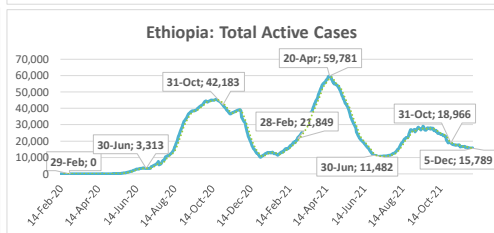
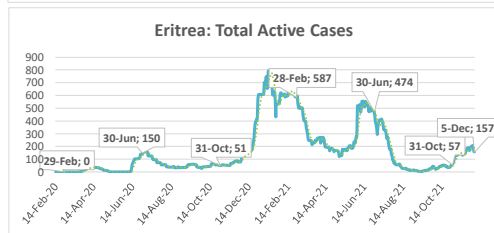
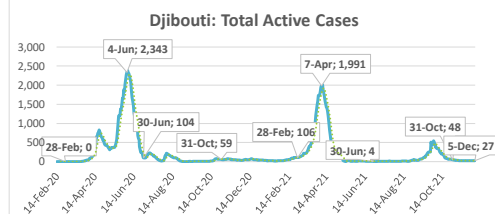
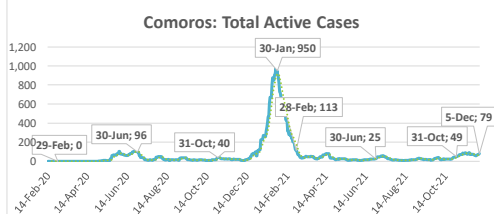
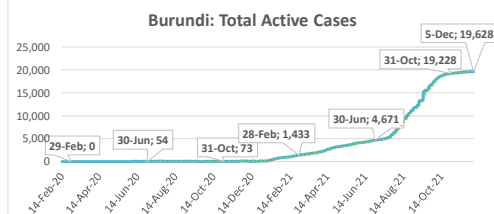
- **As of Sunday, December 5, 2021, the number of total cases in the East Africa region reached 1,030,881.** Total number of Covid-19 tests conducted and tests per 1 million people, in the region, stand at 14,992,013 and 39,926 respectively. The region reported 3,924 new cases in the week, which is a 34.9% increase compared to the preceding week. The total number of deaths reported reached 22,653, of which 123 were new deaths during the week. The number of total recovered cases reached 850,120<sup>1</sup>, of which 0.5% were newly recovered cases during the week. The total number of active cases stands at 132,568, indicating a decline of 555 cases in the week. The weekly decline in the number of active cases in the region is mainly attributable to Sudan.
- **Ethiopia accounted for 36.1% of the total cases reported in the region since the start of the pandemic, while Sudan accounted for 36.5% of the new cases reported in the region during the week.** Comoros has reported the lowest number of total cases in the region since the start of the pandemic at 4,542 of which 95.0% are reported to have recovered.
- **The average case fatality rate (CFR) based on cumulative total cases and deaths as of December 5, 2021, for the region, stands at 2.2%. The highest CFR in the region was reported in Sudan at 7.3% and the lowest in Seychelles at 0.5%.**

---

<sup>1</sup> Burundi has not been publishing new data on recovered cases and deaths since 6 January 21, hence is excluded from CFR comparison.

# Summary of COVID-19 tracking in East Africa: Situation for the week ending 5 December 2021

	Date of first case	Cases				Deaths				Recovered				Active				Test	
		Total cases	New cases for the week of	New cases for the week of	Weekly change	Total deaths	New deaths for the week of	New deaths for the week of	Weekly change from Previous week	Total Recovered	New recovered for the week of	New recovered for the week of	Weekly change from Previous week	Active cases	New active for the week of	New active for the week of	Weekly change from Previous week	Total tests	Tests Per million People
			5 Dec.	28 Nov.			5 Dec.	28 Nov.			5 Dec.	28 Nov.			5 Dec.	28 Nov.			
East Africa	13-Mar-20	1,030,881	3,924	2,908	1,016	22,653	123	97	26	850,120	4,347	3,660	687	132,568	-555	-3,369	2,814	14,992,013	39,926
Burundi	31-Mar-20	20,439	43	64	-21	38	0	0	0	773	0	0	0	19,628	43	672	-629	901,972	75,855
Comoros	2-May-20	4,542	44	48	-4	150	0	0	0	4,313	29	54	-25	79	15	47	-32	6,227	7,161
Djibouti	18-Mar-20	13,508	4	3	1	187	1	0	1	13,294	3	4	-1	27	0	-128	128	248,335	251,351
Eritrea	21-Mar-20	7,458	140	143	-3	61	1	6	-5	7,240	156	122	34	157	-17	107	-124	23,693	6,681
Ethiopia	13-Mar-20	372,215	953	1,062	-109	6,800	60	58	2	349,626	827	1,922	-1,095	15,789	66	-7,427	7,493	3,898,666	33,912
Kenya	13-Mar-20	255,437	486	241	245	5,335	2	5	-3	248,426	295	177	118	1,676	189	-128	317	2,855,761	53,109
Rwanda	14-Mar-20	100,414	84	113	-29	1,343	1	2	-1	45,522	1	0	1	53,549	82	1,030	-948	3,557,771	274,684
Seychelles	15-Mar-20	23,599	402	302	100	127	2	0	2	22,974	384	167	217	498	16	63	-47	21,504	218,654
Somalia	16-Mar-20	23,051	35	47	-12	1,331	4	3	1	12,325	279	332	-53	9,395	-248	-601	353	366,274	23,046
South Sudan	5-Apr-20	12,804	87	79	8	133	0	0	0	12,509	114	226	-112	162	-27	8	-35	267,531	23,900
Sudan	13-Mar-20	43,489	1,433	498	935	3,164	50	15	35	35,491	2,079	507	1,572	4,834	-696	1,979	-2,675	562,941	12,838
Tanzania	16-Mar-20	26,270	9	34	-25	730	0	3	-3	...	...	...	...	...	...	...	...	297,169	4,975
Uganda	21-Mar-20	127,655	204	274	-70	3,254	2	5	-3	97,627	180	149	31	26,774	22	1,009	-987	1,984,169	43,378



.....: 7-day moving average

---

---

# **North Africa**

---

---

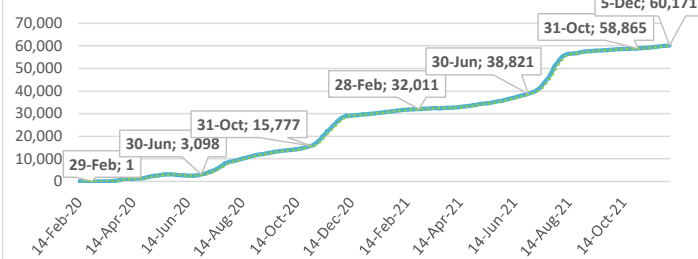
## **Highlights of the Covid-19 Situation in North Africa for the Week Ending December 5, 2021**

- **As of Sunday, December 5, 2021, the number of total cases in the North Africa region reached 2,658,212.** Total number of Covid-19 tests conducted and tests per 1 million people, in the region, stand at 22,021,181 and 106,673 respectively. The region reported 13,603 new cases in the week, which is a 0.1% decline compared to the preceding week. The total number of deaths reported reached 73,352, of which 541 were new deaths during the week. The number of total recovered cases reached 2,464,061, of which 0.9% were newly recovered cases during the week. The total number of active cases stands at 120,799, indicating a decline of 8,793 cases during the week. The weekly decline in the number of active cases in the region is mainly attributable to Libya.
- **Morocco accounted for 35.8% of the total cases reported in the region since the start of the pandemic, while Egypt accounted for 47.4% of the new cases in the region during the week.** Mauritania has reported the lowest number of total cases in the region since the start of the pandemic which have accumulated to a total of 39,558 of which 95.8% are reported to have recovered.
- **The average case fatality rate (CFR) based on cumulative total cases and deaths as of December 5, 2021, for the region, stands at 2.8%. The highest CFR in the region was recorded in Egypt at 5.7% and the lowest in Libya at 1.5%.**

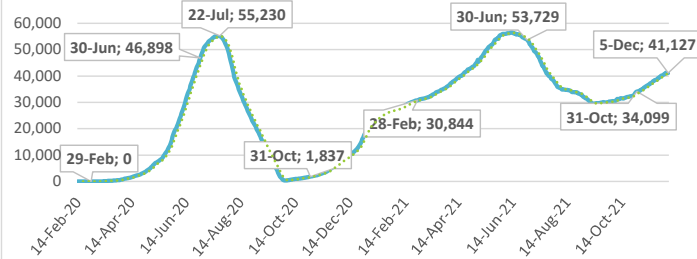
### Summary of COVID-19 tracking in North Africa: Situation for the week ending 5 December 2021

	Date of first case	Cases				Deaths				Recovered				Active				Test	
		Total cases	New cases for the week of	New cases for the week of	Weekly change	Total deaths	New deaths for the week of	New deaths for the week of	Weekly change from Previous week	Total Recovered	New recovered for the week of	New recovered for the week of	Weekly change from Previous week	Active cases	New active for the week of	New active for the week of	Weekly change from Previous week	Total tests	Tests Per million People
			5 Dec.	28 Nov.			5 Dec.	28 Nov.			5 Dec.	28 Nov.			5 Dec.	28 Nov.			
North Africa	14-Feb-20	2,658,212	13,603	13,617	-14	73,352	541	554	-13	2,464,061	21,855	20,184	1,671	120,799	-8,793	-28,787	19,994	22,021,181	106,673
Algeria	26-Feb-20	211,469	1,317	1,200	117	6,103	45	37	8	145,195	1,035	855	180	60,171	237	970	-733	230,861	5,265
Egypt	14-Feb-20	363,162	6,444	6,321	123	20,727	380	414	-34	301,308	5,141	4,187	954	41,127	923	6,841	-5,918	5,649,666	55,208
Libya	25-Mar-20	374,989	3,418	3,760	-342	5,493	55	58	-3	355,121	13,398	12,857	541	14,375	-10,035	-32,010	21,975	1,926,658	280,392
Mauritania	14-Mar-20	39,558	380	531	-151	840	9	13	-4	37,877	497	428	69	841	-126	434	-560	514,130	110,574
Morocco	5-Mar-20	950,591	859	809	50	14,788	14	13	1	932,920	935	1,014	-79	2,883	-90	-2,769	2,679	10,500,927	284,497
Tunisia	5-Mar-20	718,443	1,185	996	189	25,401	38	19	19	691,640	849	843	6	1,402	298	-2,253	2,551	3,198,939	270,669

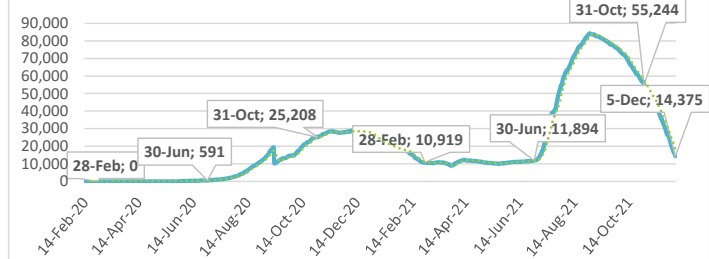
Algeria: Total Active Cases



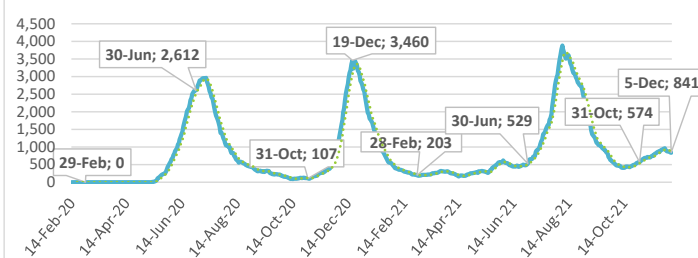
Egypt: Total Active Cases



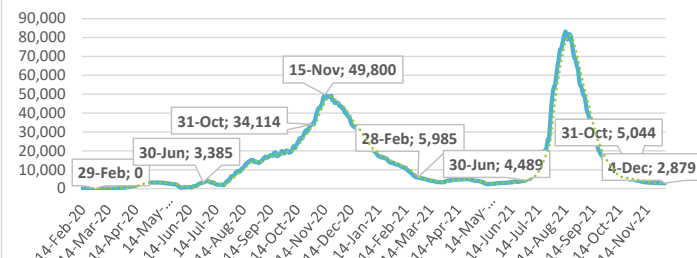
Libya: Total Active Cases



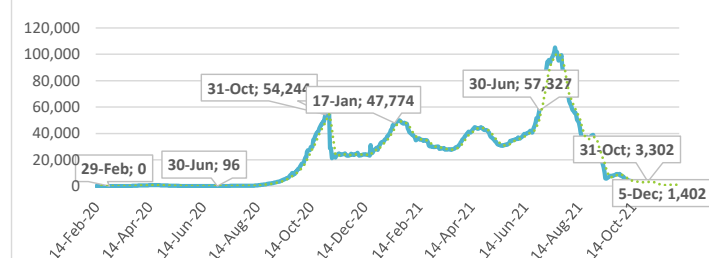
Mauritania: Total Active Cases



Morocco: Total Active Cases



Tunisia: Total Active Cases



.....: 7-day moving average

---

---

# **Southern Africa**

---

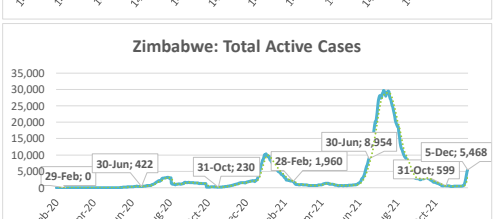
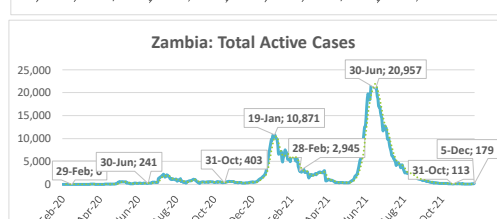
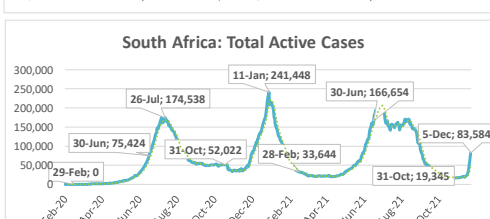
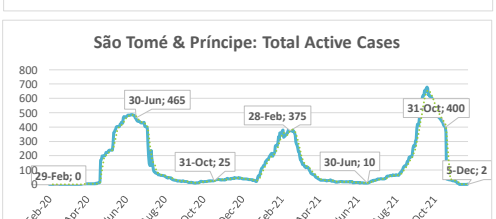
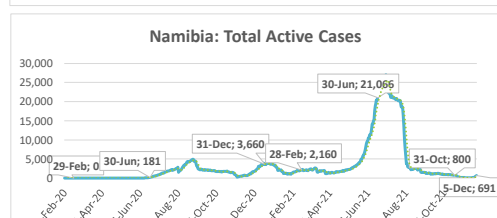
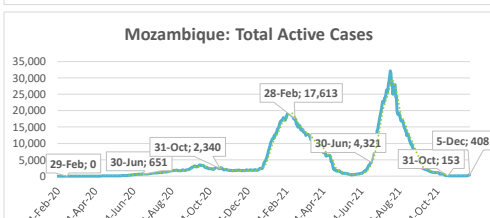
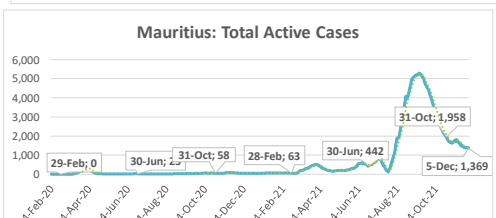
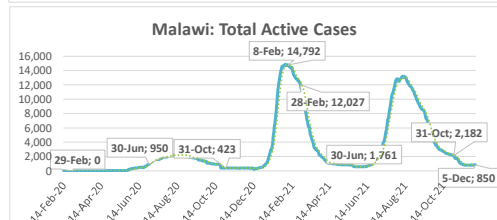
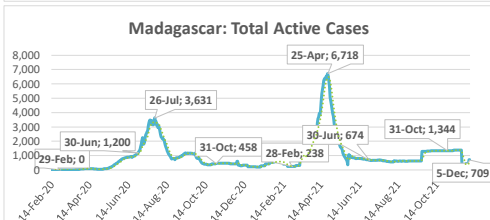
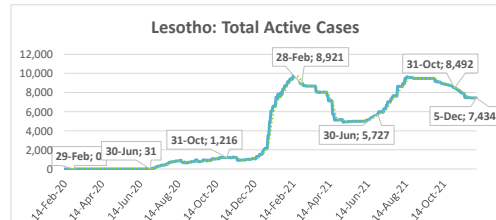
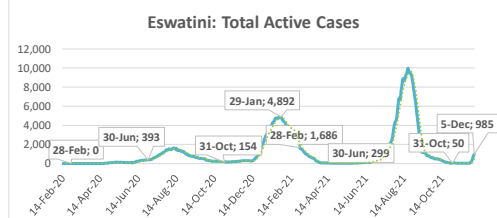
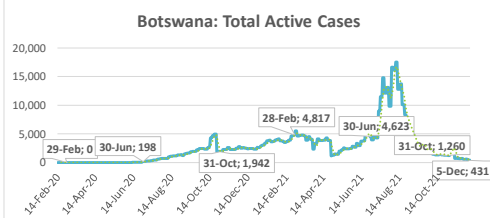
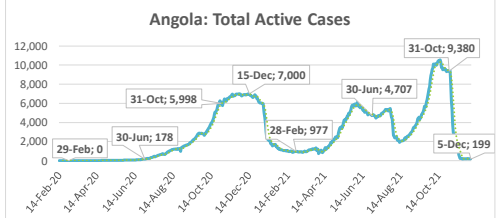
---

## **Highlights of the Covid-19 Situation in Southern Africa for the Week Ending December 5, 2021**

- **As of Sunday, December 5, 2021, the number of total cases in the Southern Africa region reached 4,125,279.** Total number of Covid-19 tests conducted and tests per 1 million people, in the region, stand at 30,777,513 and 144,371 respectively. The region reported 79,640 new cases in the week, which is nearly a five times increase compared to the preceding week. The total number of deaths reported reached 113,498, of which 189 were new deaths during the week. The total number of recovered cases reached 3,909,472, of which 0.3% were newly recovered cases during the week. The total number of active cases stands at 102,309, indicating an increase of 66,694 cases in the week. The weekly increase in the number of active cases in the region is mainly attributable South Africa.
- **South Africa accounted for 73.5% of the total cases reported in the region since the start of the pandemic and 88.3% of the new cases in the region during the week.** São Tomé & Príncipe has the lowest number of total cases reported in the region at 3,733 of which 98.4% are reported to have recovered.
- **The average case fatality rate (CFR) based on cumulative total cases and deaths as of December 5, 2021, for the region, stands at 2.8%. The highest CFR in the region was reported in Malawi at 3.7% and the lowest in Mauritius at 1.1%.**

# Summary of COVID-19 tracking in Southern Africa: Situation for the week ending 5 December 2021

	Date of first case	Cases				Deaths				Recovered				Active				Test	
		Total cases	New cases for the week of	New cases for the week of	Weekly change	Total deaths	New deaths for the week of	New deaths for the week of	Weekly change from Previous week	Total Recovered	New recovered for the week of	New recovered for the week of	Weekly change from Previous week	Active cases	New active for the week of	New active for the week of	Weekly change from Previous week	Total tests	Tests Per million People
		5 Dec.	28 Nov.	28 Nov.	5 Dec.	5 Dec.	28 Nov.	28 Nov.	5 Dec.	5 Dec.	28 Nov.	28 Nov.	5 Dec.	5 Dec.	28 Nov.	28 Nov.	5 Dec.	5 Dec.	5 Dec.
Southern Africa	5-Mar-20	4,125,279	79,640	16,442	63,198	113,498	189	243	-54	3,909,472	12,757	13,388	-631	102,309	66,694	-22,480	89,174	30,777,513	144,371
Angola	27-Mar-20	65,259	115	120	-5	1,735	2	3	-1	63,325	128	95	33	199	-15	-10,360	10,345	1,192,540	36,285
Botswana	16-Mar-20	195,302	393	464	-71	2,419	3	0	-3	192,452	491	616	-125	431	-101	-662	561	1,873,214	796,561
Eswatini	14-Mar-20	47,504	966	51	915	1,248	0	0	0	45,271	30	23	7	985	936	-197	1,139	408,769	352,337
Lesotho	13-May-20	21,838	59	50	9	663	1	1	0	13,741	52	89	-37	7,434	6	-1,410	1,416	262,081	122,339
Madagascar	20-Mar-20	44,800	728	400	328	972	5	3	2	43,119	352	1,445	-1,093	709	371	50	321	290,447	10,489
Malawi	2-Apr-20	61,981	84	34	50	2,307	2	1	1	58,824	59	10	49	850	23	-1,795	1,818	446,156	23,322
Mauritius	18-Mar-20	22,090	765	953	-188	240	0	0	0	20,481	841	1,135	-294	1,369	-76	1,235	1,159	359,627	282,777
Mozambique	27-Mar-20	151,924	400	36	364	1,941	1	2	-1	149,575	90	48	42	408	309	-876	1,185	985,270	31,523
Namibia	14-Mar-20	129,796	616	89	527	3,574	1	4	-3	125,531	48	33	15	691	567	-838	1,405	799,972	314,837
São Tomé & Príncipe	6-Apr-20	3,733	2	0	2	56	0	0	0	3,675	0	4	-4	2	2	-505	507	28,816	131,484
South Africa	5-Mar-20	3,031,694	70,288	13,828	56,460	89,966	169	223	-54	2,858,144	10,373	9,589	784	83,584	59,746	-3,665	63,411	19,761,834	333,203
Zambia	18-Mar-20	210,312	169	73	96	3,667	0	0	0	206,466	80	83	-3	179	89	-96	185	2,745,326	149,333
Zimbabwe	25-Mar-20	139,046	5,055	344	4,711	4,710	5	6	-1	128,868	213	218	-5	5,468	4,837	-891	5,728	1,623,461	109,229



.....: 7-day moving average

---

---

# **West Africa**

---

---

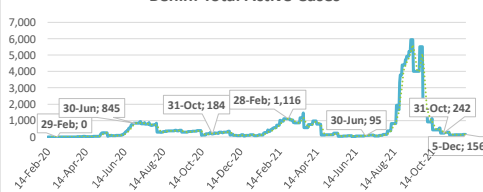
## **Highlights of the Covid-19 Situation in West Africa for the Week Ending December 5, 2021**

- **As of Sunday, December 5, 2021, the number of total cases in the West Africa region reached 671,434.** Total number of Covid-19 tests conducted and tests per 1 million people, in the region, stand at 11,331,197 and 28,527 respectively. The region reported 1,833 new cases during the week, which is a 14.9% increase compared to the new cases reported in the preceding week. The total number of deaths reported reached 9,987, of which 36 were new deaths during the week. The number of total recovered cases reached 650,836, of which 0.1% were newly recovered cases during the week. The total number of active cases stands at 10,611, indicating an increase of 871 cases in the week. The weekly increase in the number of active cases in the region is mainly attributable to Mali and Nigeria.
- **Nigeria accounted for 32.0% of the total cases reported in the West region since the start of the pandemic, while Mali accounted for 31.4% of the new cases in the region during the week.** Liberia has the lowest number of total cases in the region since the start of the pandemic with a total of 5,824 of which 94.8% are reported to have recovered.
- **The average case fatality rate (CFR) based on cumulative total cases and deaths as of December 5, 2021, for the region, stands at 1.5%. The highest CFR in the region was reported in Liberia at 4.9% and the lowest in Benin at 0.6%.**

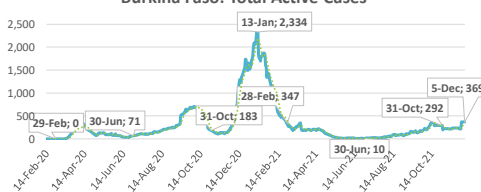
# Summary of COVID-19 tracking in West Africa: Situation for the week ending 5 December 2021

	Date of first case	Cases				Deaths				Recovered				Active				Test	
		Total cases	New cases for the week of	New cases for the week of	Weekly change	Total deaths	New deaths for the week of	New deaths for the week of	Weekly change from Previous week	Total Recovered	New recovered for the week of	New recovered for the week of	Weekly change from Previous week	Active cases	New active for the week of	New active for the week of	Weekly change from Previous week	Total tests	Tests Per million People
			5 Dec.	28 Nov.			5 Dec.	28 Nov.			5 Dec.	28 Nov.			5 Dec.	28 Nov.			
West Africa	28-Feb-20	671,434	1,833	1,595	238	9,987	36	49	-13	650,836	926	1,765	-839	10,611	871	-8,681	9,552	11,331,197	28,527
Benin	16-Mar-20	24,863	13	4	9	161	0	0	0	24,546	0	0	0	156	13	-289	302	604,310	49,847
Burkina Faso	9-Mar-20	16,000	289	197	92	286	5	16	-11	15,345	134	202	-68	369	150	-127	277	274,447	13,129
Cabo Verde	20-Mar-20	38,450	88	35	53	351	2	0	-2	37,972	26	36	-10	127	60	-344	404	376,459	677,100
Côte d'Ivoire	11-Mar-20	61,824	116	117	-1	706	2	2	0	60,864	162	144	18	254	-48	-578	530	1,159,053	43,940
Gambia, The	18-Mar-20	9,992	3	1	-2	342	0	0	0	9,640	2	2	0	10	1	3	-2	125,061	51,749
Ghana	12-Mar-20	130,920	0	93	-93	1,209	0	1	-1	129,042	0	157	-157	669	0	-1,794	1,794	1,962,860	63,169
Guinea	13-Mar-20	30,770	2	53	-51	387	0	0	0	29,725	0	75	-75	658	2	-276	278	587,718	44,752
Guinea-Bissau	26-Mar-20	6,444	4	6	-2	149	1	2	-1	6,277	9	87	-78	18	-6	-486	480	107,685	54,718
Liberia	16-Mar-20	5,824	3	3	0	287	0	0	0	5,523	0	0	0	14	3	-51	54	139,824	27,646
Mali	25-Mar-20	17,915	576	393	183	618	13	13	0	15,298	170	128	42	1,999	393	770	-377	496,532	24,519
Niger	20-Mar-20	7,080	106	138	-32	261	7	12	-5	6,729	188	134	54	90	89	79	-168	191,126	7,896
Nigeria	28-Feb-20	214,622	530	503	27	2,980	5	1	-4	207,450	195	737	-542	4,192	330	-5,221	5,551	3,580,510	17,369
Senegal	2-Mar-20	74,024	39	17	22	1,886	1	2	-1	72,103	16	12	4	35	22	-15	37	880,611	52,593
Sierra Leone	31-Mar-20	6,402	1	1	0	121	0	0	0	4,399	1	1	0	1,882	0	0	0	259,958	32,589
Togo	6-Mar-20	26,304	63	34	29	243	0	0	0	25,923	23	50	-27	138	40	-352	392	585,043	70,668

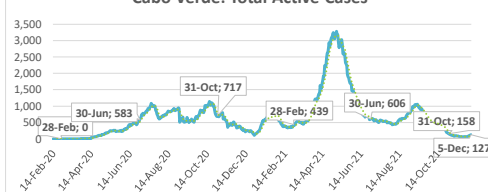
Benin: Total Active Cases



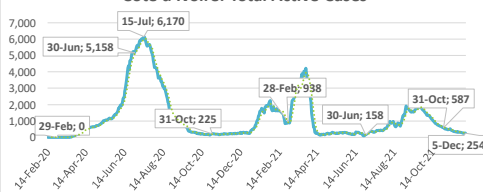
Burkina Faso: Total Active Cases



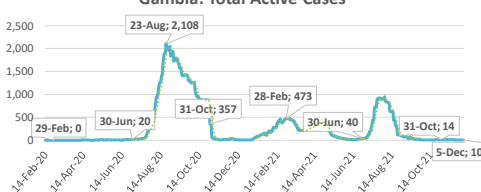
Cabo Verde: Total Active Cases



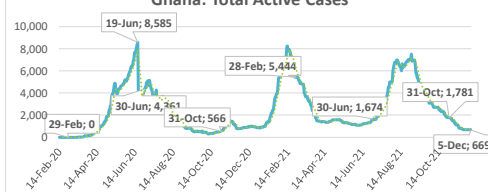
Côte d'Ivoire: Total Active Cases



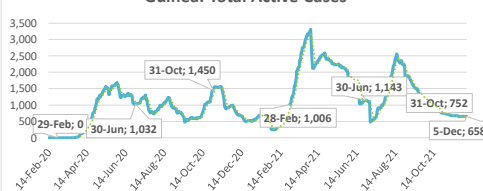
Gambia: Total Active Cases



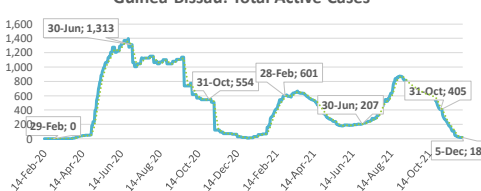
Ghana: Total Active Cases



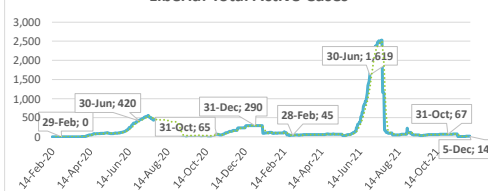
Guinea: Total Active Cases



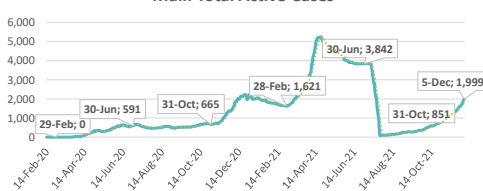
Guinea-Bissau: Total Active Cases



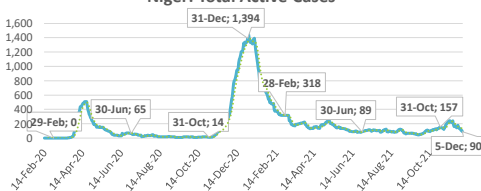
Liberia: Total Active Cases



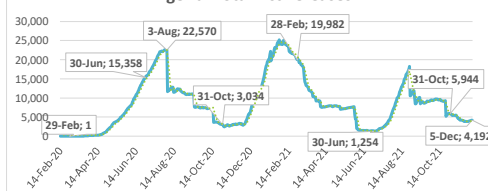
Mali: Total Active Cases



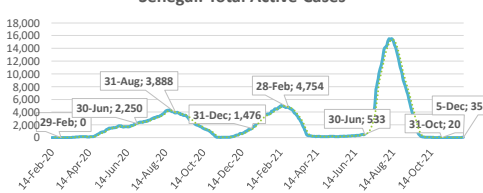
Niger: Total Active Cases



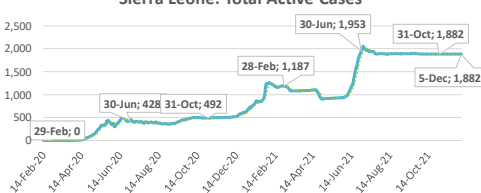
Nigeria: Total Active Cases



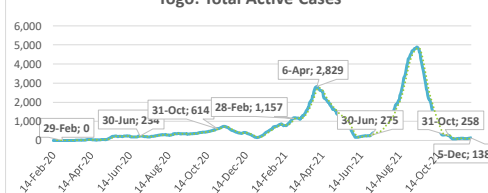
Senegal: Total Active Cases



Sierra Leone: Total Active Cases



Togo: Total Active Cases



.....: 7-day moving average