



AFRICAN DEVELOPMENT BANK GROUP

Weekly Data Flash on Covid-19 in Africa¹:

The situation as of Sunday, December 12, 2021

Statistics Department (ECST)

¹ This briefing note has been prepared by Roza Mamuye Bora, Senior Statistician; Anouar Chaouch, Statistician; Soumaila Karambiri, Statistical Assistant; Regis Hauhouot Stephane, Statistical Assistant and Desire Lakpa Guy, Statistical Assistant; and Robert Maate, Chief Statistician under the supervision of Louis Kouakou, Division Manager ECST.1

Contents

	Page
Highlights of the Covid-19 Situation in Africa as of December 12, 2021	1
Data Annexes: Africa	4
Highlights of the Covid-19 Situation in Central Africa as of December 12, 2021	6
Data Annexes: Central Africa	8
Highlights of the Covid-19 Situation in East Africa as of December 12, 2021	9
Data Annexes: East Africa	11
Highlights of the Covid-19 Situation in North Africa as of December 12, 2021	12
Data Annexes: North Africa	14
Highlights of the Covid-19 Situation in Southern Africa as of December 12, 2021	15
Data Annexes: Southern Africa	17
Highlights of the Covid-19 Situation in West Africa as of December 12, 2021	18
Data Annexes: West Africa	20

Highlights of the Covid-19 Situation in Africa for the Week Ending December 12, 2021

Vaccinations: Status Update

- **In the week ending December 12, 2021, over 247.5 million new Covid-19 vaccinations were administered globally, leading to an accumulated total of more than 8.4 billion since the start of the program.** In terms of the geographical distribution, China accounts for 30.7% of the total number of Covid-19 vaccinations administered to date, followed by India at 15.8% and the USA at 5.7%.
- **The number of African countries with data on Covid-19 vaccinations stands at 51¹.** As of December 12, 2021, a total of 262,566,234² vaccinations had been administered in Africa, which represents 3.1% of total global vaccinations. Morocco accounts for 18.7% of the vaccinations carried out in Africa to date, followed by Egypt (16.7%) and South Africa (10.3%).

Covid-19 Testing in Africa

- **As of Sunday, December 12, 2021, over 85.3 million tests for Covid-19 had been administered in Africa, of which more than 2.5 million were reported this week.** Nine countries collectively account for 66.5% of the tests conducted in Africa as of December 12, 2021 namely, South Africa (23.7%), Morocco (12.4%), Egypt (6.7%), Ethiopia (4.6%), Rwanda (4.3%), Nigeria (4.3%), Tunisia (3.8%), Kenya (3.4%) and Zambia (3.3%).
- **The average number of tests per 1 million people in Africa as of December 12, 2021 stands at 63,759, which is an increase of 1.6% compared to last week.** Botswana continues to lead on this indicator with 820,303 tests per 1 million people, followed by Cabo Verde (684,473), Gabon (640,379), Eswatini (360,044), South Africa (341,245) and Namibia (321,452).

Confirmed, New and Active Global Covid-19 Cases

- **Globally, the total number of confirmed Covid-19 cases since the start of the pandemic reached 270,146,849, of which 89.9% have recovered.** The majority cases (30.7%) occurred in Asia, followed by Europe (28.9%), North America (22.4%), South America (14.5%) and Africa (3.3%).
- A new variant of Covid-19, designated by WHO as B.1.1.529 (omicron), has been identified in the last week of November 2021. Studies are underway globally to understand various aspects of the variant.
- **The number of new cases reported globally in the review week amounted to 4,300,150, indicating a 1.2% decline compared to the new cases recorded in the preceding week.**

¹ There have not been consistent data on vaccinations from three countries namely Tanzania, Burundi and Eritrea

² The vaccination figures indicate the total number of vaccines administered regardless of how many doses one received.

- **The number of global deaths due to Covid-19 reached 5,305,790, of which 50,245 were recorded in the week ending December 12, 2021.** This was 10.2% lower than the number of deaths recorded in the previous week. The number of global active cases increased by 755,036 cases in the week under review making a total of 21,988,600 as of December 12, 2021.
- **Africa makes 3.3% of the total global cases, 4.2% of deaths, 3.4% of recovered cases and 2.3% of active cases as of December 12, 2021, as detailed below.**

Confirmed, New and Active Covid-19 Cases in Africa

- **As of December 12, 2021, the total number of confirmed cases in Africa reached 8,941,573³,** 66.5% of which were in six countries, namely South Africa (35.4%), Morocco (10.6%), Tunisia (8.0%), Libya (4.2%), Ethiopia (4.2%) and Egypt (4.1%). The five countries with the lowest total number of reported cases were São Tomé & Príncipe, Comoros, Chad, Liberia, and Sierra Leone, with cases ranging between 3,733 in São Tomé & Príncipe and 6,421 in Sierra Leone. These five countries collectively account for 0.3% of the confirmed cases in Africa. Considering population size, Seychelles, Botswana, Cabo Verde, Tunisia and Libya are the five countries with the highest number of confirmed cases per million people with rates ranging from 239,915 in Seychelles to 54,068 in Libya.
- **In the week under review, a total of 202,671 new cases were reported in Africa,** which is two times the new cases recorded the previous week. These new cases in Africa account for 4.7% of the weekly new cases recorded globally. The Southern Africa region accounted for 88.1% of the weekly new cases in Africa, followed by North Africa (6.3%), West Africa (2.5%), East Africa (2.1%) and Central Africa (1.1%).
- **The total number of active cases in Africa increased by 118,792 cases to 509,831 in the week under review.** Currently, five countries collectively account for 69.0% of the active cases in Africa, namely South Africa (32.2%), Algeria (11.8%), Rwanda (10.5%), Egypt (8.1%) and Zimbabwe (6.4%).
- **From a regional perspective, all regions except North Africa recorded increases in active cases during the week.**

Deaths and the Case Fatality Rates in Africa

- **As of December 12, 2021, a total of 224,409 deaths had been reported in Africa since the start of the pandemic,** of which 50.7% were in Southern Africa, 32.9% in North Africa, 10.1% in East Africa, 4.5% in West Africa and 1.8% in Central Africa. The five countries with the highest number of reported deaths due to Covid-19 since the start of the pandemic are South Africa, Tunisia, Egypt, Morocco and Ethiopia, ranging between 90,137 in South Africa and 6,829 in Ethiopia. A total of 911 new deaths were reported in Africa in the week under review, which is a decline of 1.5% compared to the preceding week.

³ Chad and São Tomé & Príncipe have not released new data for this week.

- **The case fatality rate (CFR), i.e. deaths per confirmed cases for Africa, stands at 2.5%, which is higher than the global CFR rate of 2.0%.** Regionally, West Africa has the lowest CFR at 1.5%, followed by Central Africa at 1.6%, East Africa at 2.2%, Southern Africa at 2.6%, North Africa at 2.8%. As of December 12, 2021, nineteen African countries recorded CFRs higher than the African average with the highest in Sudan at 7.2%, followed by Somalia (5.8%), Egypt (5.7%), Liberia (4.9%), Malawi (3.7%), Niger (3.7%), Tunisia (3.5%), Mali (3.4%), The Gambia (3.4%), Comoros (3.3%), Chad (3.2%), Lesotho (2.9%), Algeria (2.9%), Zimbabwe (2.8%), South Africa (2.8%), Tanzania (2.8%), Namibia (2.7%), Angola (2.7%) and Uganda (2.6%).

Recovery Rates in Africa

- **As of December 12, 2021, the number of recovered cases in Africa reached 8,181,758, representing 91.5% of its total confirmed cases⁴.** Regionally, the recovery rates stand at 96.5% for West Africa, 93.0% for North Africa, 92.2% for Southern Africa, 88.3% for Central Africa and 82.4% for East Africa. In the week under review, 82,933 newly recovered cases were reported.

⁴ Burundi has not been publishing new data on recovered cases and deaths since 6 January 21.

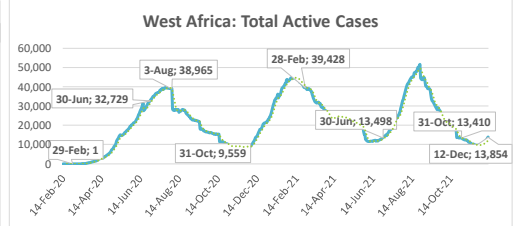
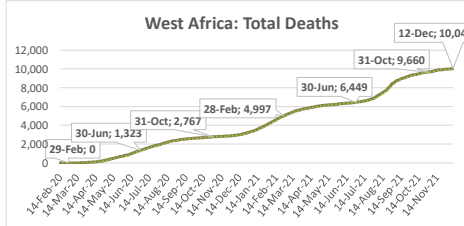
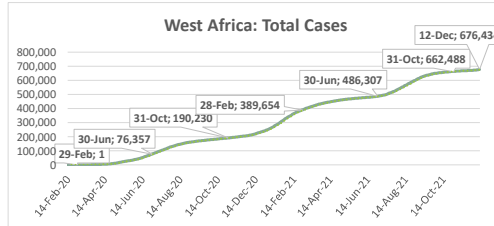
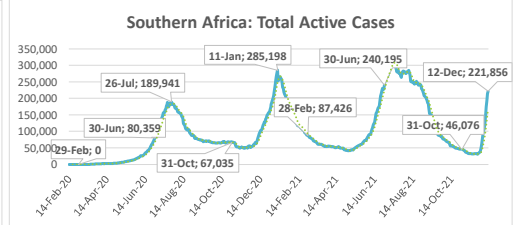
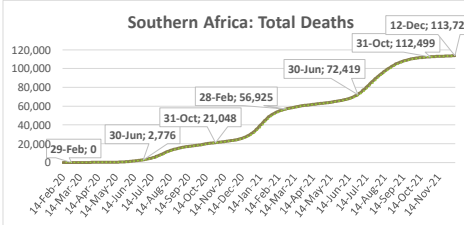
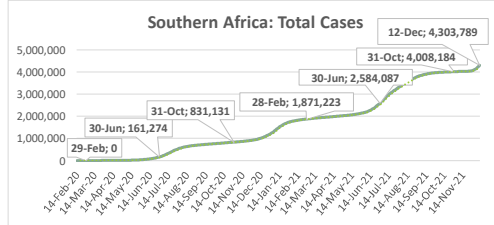
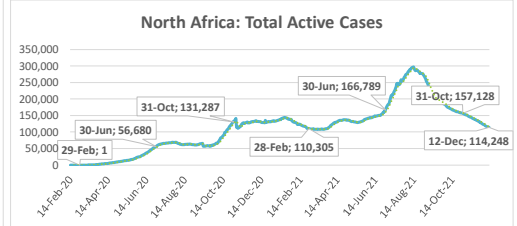
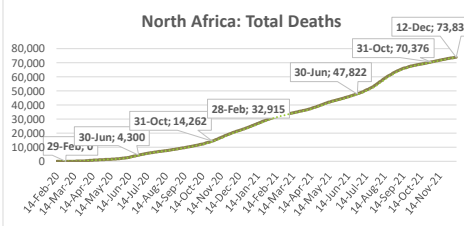
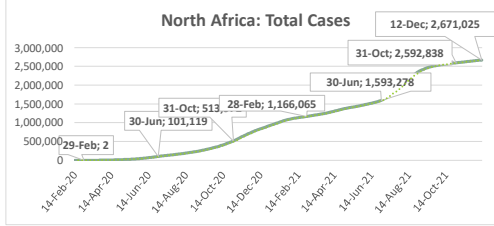
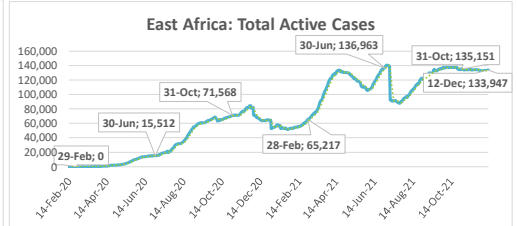
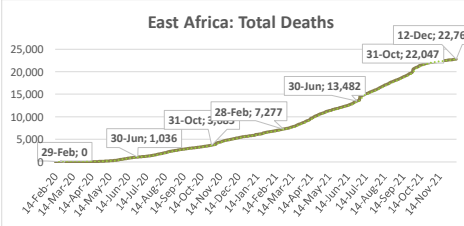
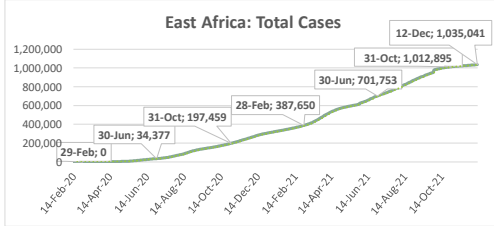
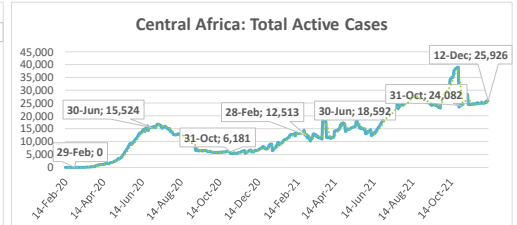
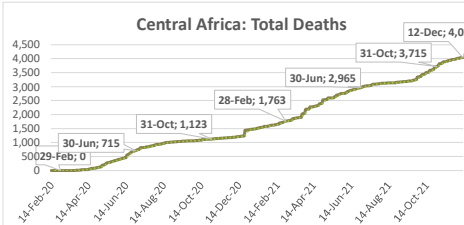
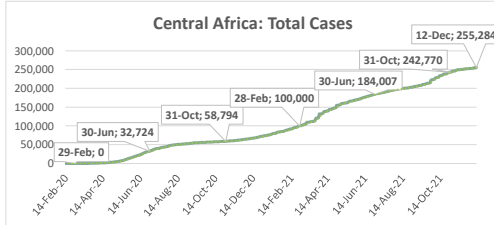
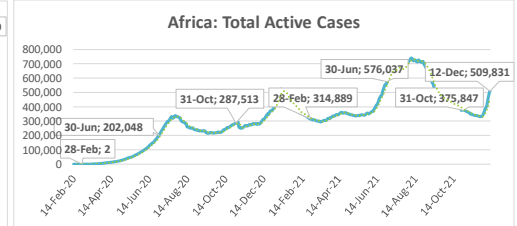
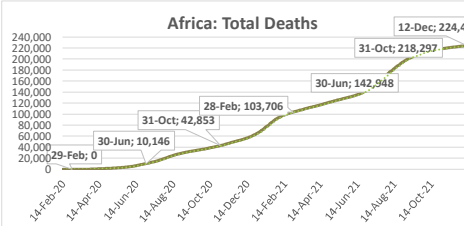
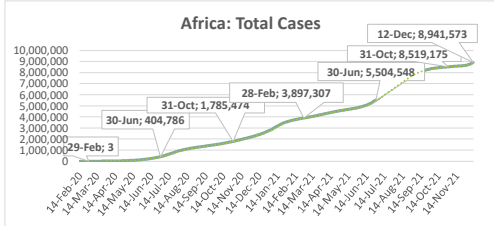
Status of Vaccinations Administered in Africa and Selected Global Countries for the Week Ending 12 December 2021					
	Vaccinations				
	Total vaccinations	% of population vaccinated	New vaccinations for the week of	New vaccinations for the week of	Weekly change
			12 Dec.	5 Dec.	
World	8,433,884,581	108.2	247,509,578	268,744,981	-21,235,403
AFRICA	262,566,234	19.6	16,024,059	11,460,675	4,563,384
Algeria	12,293,060	28.6	147,230	113,330	33,900
Angola	10,319,552	31.4	472,093	821,149	-349,056
Benin	1,144,390	9.4	760,889	0	760,889
Botswana	1,483,181	63.1	53,097	77,527	-24,430
Burkina Faso	661,796	3.2	0	0	0
Cabo Verde	550,192	99.0	6,117	4,167	1,950
Cameroon	970,440	3.7	17,065	29,732	-12,667
Central African Rep	436,772	9.0	14,276	0	14,276
Chad	275,026	1.7	16,408	8,967	7,441
Comoros	523,256	60.2	0	46,906	-46,906
Congo DRC	219,768	0.2	26,352	6,667	19,685
Congo Rep	686,096	12.4	34,685	6,493	28,192
Côte d'Ivoire	4,528,780	17.2	682,992	0	682,992
Djibouti	117,874	11.9	0	18,195	-18,195
Egypt	43,976,245	43.0	3,332,087	3,737,393	-405,306
Equatorial Guinea	446,624	31.8	0	1,635	-1,635
Eswatini	344,255	29.7	37,810	13,092	24,718
Ethiopia	10,364,843	9.0	597,198	1,762,039	-1,164,841
Gabon	328,721	14.8	50,742	0	50,742
Gambia, The	271,166	11.2	3,158	0	3,158
Ghana	3,493,688	11.2	0	0	0
Guinea	2,611,403	19.9	45,070	7,754	37,316
Guinea Bissau	388,626	19.7	20,231	3,306	16,925
Kenya	8,132,982	15.1	578,833	614,590	-35,757
Lesotho	635,881	29.7	18,210	0	18,210
Liberia	597,913	11.8	8,285	0	8,285
Libya	2,503,441	36.4	126,438	85,365	41,073
Madagascar	197,001	0.7	0	0	0
Malawi	1,501,147	7.8	50,346	60,305	-9,959
Mali	963,968	4.8	116,901	112,308	4,593
Mauritania	1,795,467	38.6	35,808	25,613	10,195
Mauritius	1,875,132	147.4	0	0	0
Morocco	49,191,138	133.3	339,790	132,152	207,638
Mozambique	11,099,580	35.5	595,624	660,318	-64,694
Namibia	697,262	27.4	22,673	24,749	-2,076
Niger	971,636	4.0	0	8,595	-8,595
Nigeria	11,193,780	5.4	1,073,798	479,934	593,864
Rwanda	10,268,499	79.3	828,156	691,786	136,370
Sao Tome	132,705	60.6	11,348	7,106	4,242
Senegal	1,928,411	11.5	17,581	2,742	14,839
Seychelles	179,462	182.5	0	1,369	-1,369
Sierra Leone	923,880	11.6	55,154	123,900	-68,746
Somalia	1,147,627	7.2	8,295	0	8,295
South Africa	27,078,578	45.7	729,748	1,060,413	-330,665
South Sudan	257,941	2.3	39,787	0	39,787
Sudan	3,276,654	7.5	578,435	0	578,435
Togo	1,930,935	23.3	265,848	157,365	108,483
Tunisia	11,736,386	99.3	1,005,163	283,625	721,538
Uganda	7,813,170	17.1	2,977,393	0	2,977,393
Zambia	1,200,837	6.5	66,071	72,226	-6,155
Zimbabwe	6,899,067	46.4	156,874	197,862	-40,988
Americas					
Brazil	319,739,095	151.5	5,288,315	16,490,320	-11,202,005
Canada	63,179,626	168.1	1,176,744	1,650,901	-474,157
U.S.A	482,695,970	147.1	20,432,125	7,816,108	12,616,017
Asia					
China	2,591,879,000	185.4	48,455,000	60,529,000	-12,074,000
India	1,329,632,246	97.3	50,032,524	55,168,763	-5,136,239
Europe					
France	111,198,494	165.8	4,154,628	3,049,331	1,105,297
Germany	133,319,224	160.4	6,697,434	5,456,260	1,241,174
Israel	16,310,202	180.2	58,153	100,416	-42,263
U.K.	120,529,071	180.3	2,648,712	3,071,170	-422,458
Middle East					
Saudi Arabia	48,021,313	140.1	321,235	390,906	-69,671
U.A.E.	22,150,173	226.7	254,228	60,842	193,386

Total of vaccinations

% of population vaccinated

Summary of COVID-19 tracking in Africa: Situation for the week ending 12 December 2021

	Date of first case	Cases				Deaths				Recovered				Active				Test	
		Total cases	New cases for the week of	New cases for the week of	Weekly change from Previous week	Total deaths	New deaths for the week of	New deaths for the week of	Weekly change from Previous week	Total Recovered	New recovered for the week of	New recovered for the week of	Weekly change from Previous week	Active cases	New active for the week of	New active for the week of	Weekly change from Previous week	Total tests	Tests Per million People
			12 Dec.	5 Dec.			12 Dec.	5 Dec.			12 Dec.	5 Dec.			12 Dec.	5 Dec.			
World	31-Dec-19	270,146,849	4,300,150	4,351,841	-51,691	5,305,790	50,245	55,959	-5,714	242,852,459	3,494,869	3,209,976	284,893	21,988,600	755,036	2,258,039	-1,503,003	4,436,438,138	569,154
Africa	14-Feb-20	8,941,573	202,671	100,106	102,565	224,409	911	925	-14	8,181,758	82,933	41,066	41,867	509,831	118,792	-78,703	197,495	85,362,553	63,759
Central Africa	6-Mar-20	255,284	2,182	1,112	1,070	4,039	31	36	-5	225,319	1,077	1,100	-23	25,926	1,074	-9,964	11,038	4,939,343	33,713
East Africa	13-Mar-20	1,035,041	4,172	3,912	260	22,767	114	123	-9	852,752	2,678	4,301	-1,623	133,947	1,345	-4,249	5,594	15,214,396	40,519
North Africa	14-Feb-20	2,671,025	12,813	13,603	-790	73,835	483	541	-58	2,482,942	18,881	21,855	-2,974	114,248	6,551	-35,908	29,357	22,208,445	107,581
Southern Africa	5-Mar-20	4,303,789	178,510	79,640	98,870	113,723	225	189	36	3,968,210	58,599	12,883	45,716	221,856	119,686	-19,682	139,368	31,501,948	147,769
West Africa	28-Feb-20	676,434	4,994	1,839	3,155	10,045	58	36	22	652,535	1,698	927	771	13,854	3,238	-8,900	12,138	11,498,421	28,948



.....: 7-day moving average

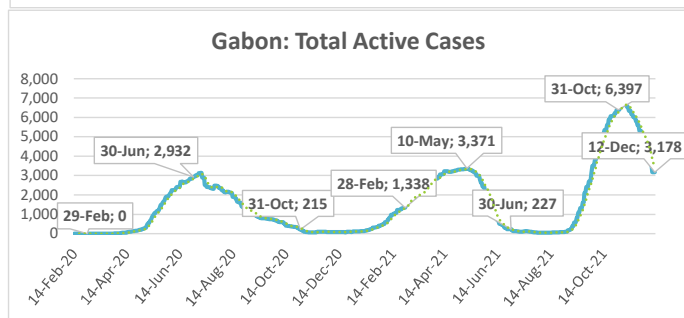
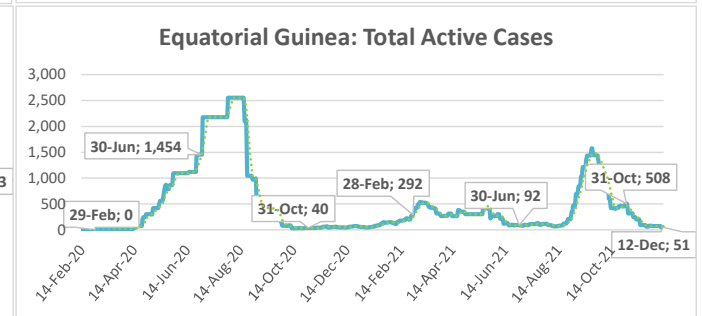
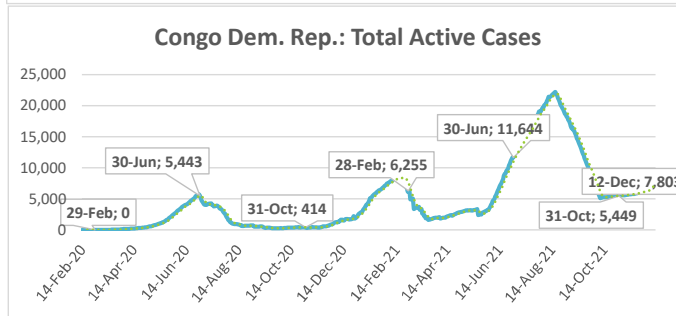
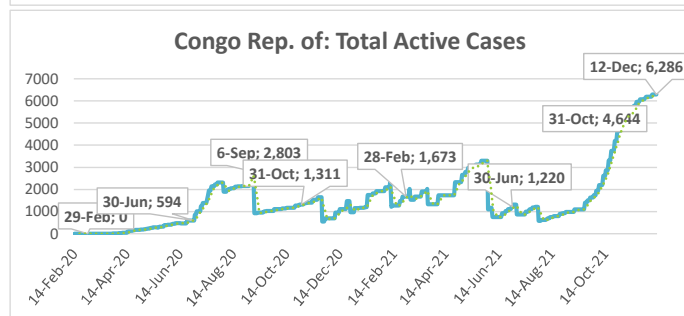
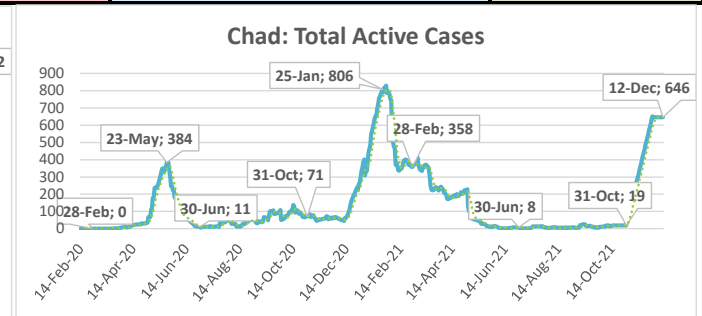
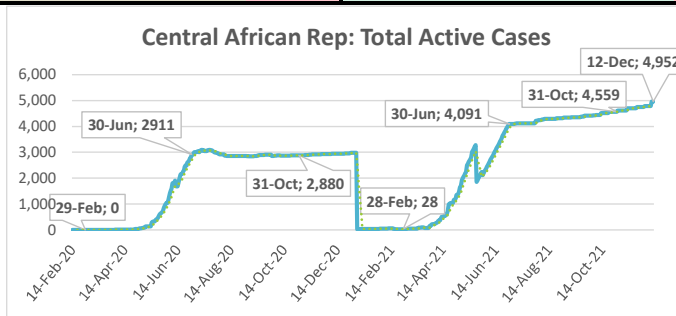
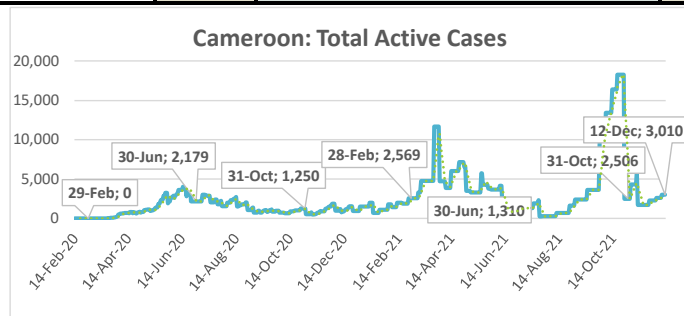
Central Africa

Highlights of the Covid-19 Situation in Central Africa for the Week Ending December 12, 2021

- **As of Sunday, December 12, 2021, the number of reported total cases in the Central Africa region reached 255,284.** Total number of Covid-19 tests conducted and tests per 1 million people, in the region, stand at 4,939,343 and 33,713 respectively. The region reported 2,182 new cases during the week, which is a 96.2% increase compared to the preceding week. The total number of deaths reported since the start of the pandemic reached 4,039, of which 31 were new deaths during the week. The number of total recovered cases reached 225,319, of which 0.5% were newly recovered cases recorded during the week. The total number of active cases stands at 25,926, indicating an increase of 1,074 cases during the week. The weekly increase in the number of active cases in the region is mainly attributable to the Democratic Republic of Congo (DRC).
- **Cameroon accounted for 42.1% of the total cases reported in the region since the start of the pandemic, while the Democratic Republic of Congo (DRC) accounted for 63.6% of the new cases reported during the week.** Chad has recorded the lowest number of total cases in the Central region since the start of the pandemic at 5,703 of which 85.5% are reported to have recovered.
- **The average case fatality rate (CFR) based on cumulative total cases and deaths as of December 12, 2021, for the region, stands at 1.6%. The highest CFR in the region was reported in Chad at 3.2% and the lowest in Gabon and the Central African Republic at 0.8%.**

Summary of COVID-19 tracking in Central Africa: Situation for the week ending 12 December 2021

	Date of first case	Cases				Deaths				Recovered				Active				Test	
		Total cases	New cases for the week of	New cases for the week of	Weekly change	Total deaths	New deaths for the week of	New deaths for the week of	Weekly change from Previous week	Total Recovered	New recovered for the week of	New recovered for the week of	Weekly change from Previous week	Active cases	New active for the week of	New active for the week of	Weekly change from Previous week	Total tests	Tests Per million People
			12 Dec.	5 Dec.			12 Dec.	5 Dec.			12 Dec.	5 Dec.			12 Dec.	5 Dec.			
Central Africa	6-Mar-20	255,284	2,182	1,112	1,070	4,039	31	36	-5	225,319	1,077	1,100	-23	25,926	1,074	-9,964	11,038	4,939,343	33,713
Cameroon	6-Mar-20	107,549	401	354	47	1,823	19	13	6	102,716	0	0	0	3,010	382	-14,132	14,514	2,242,020	84,458
Central African Rep.	15-Mar-20	11,912	170	34	136	101	0	0	0	6,859	0	0	0	4,952	170	238	-68	73,780	15,276
Chad	19-Mar-20	5,703	0	44	-44	181	0	6	-6	4,876	0	2	-2	646	0	591	-591	180,347	10,979
Congo Rep. of	15-Mar-20	19,066	96	133	-37	359	5	5	0	12,421	0	0	0	6,286	91	3,196	-3,105	287,745	52,146
Congo Dem. Rep.	10-Mar-20	59,851	1,388	348	1,040	1,118	5	9	-4	50,930	0	0	0	7,803	1,383	831	552	466,947	5,214
Equatorial Guinea	14-Mar-20	13,612	13	20	-7	175	0	2	-2	13,386	40	23	17	51	-27	-338	311	263,190	187,593
Gabon	12-Mar-20	37,591	114	179	-65	282	2	1	1	34,131	1,037	1,075	-38	3,178	-925	-350	-575	1,425,314	640,379



.....: 7-day moving average

East Africa

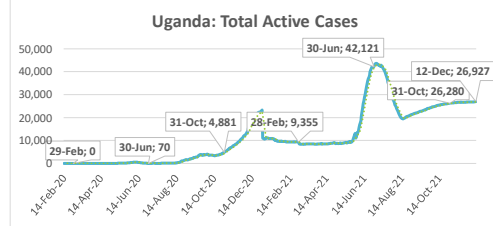
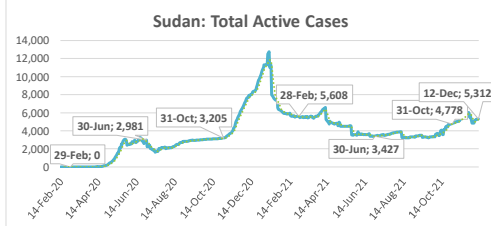
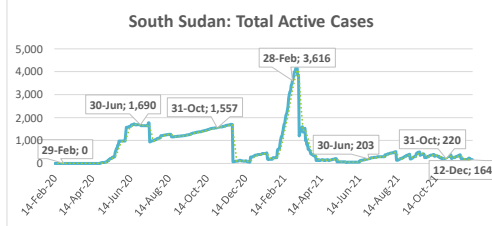
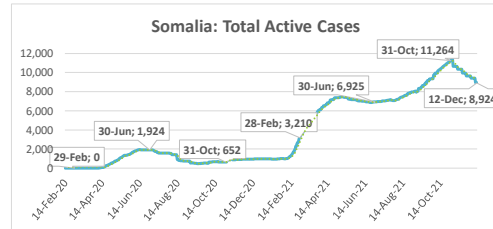
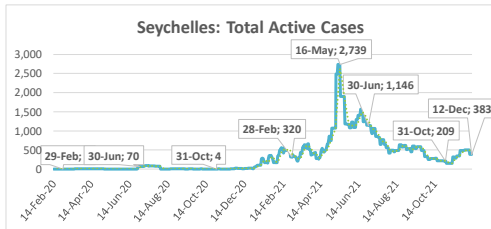
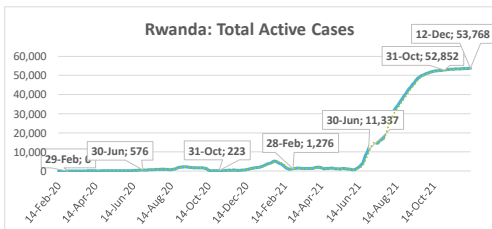
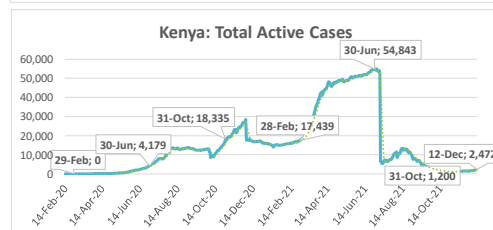
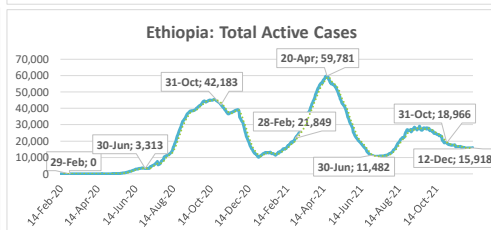
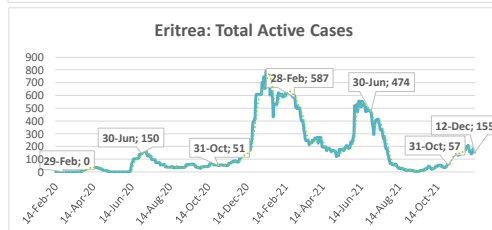
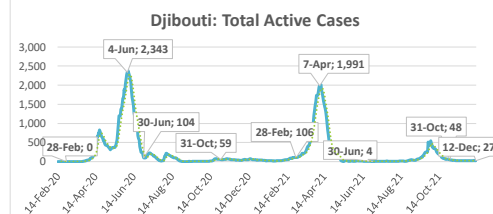
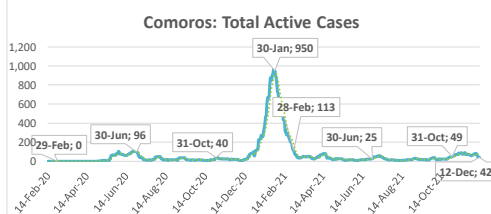
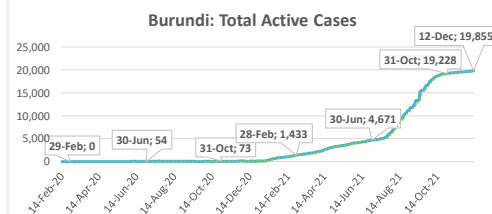
Highlights of the Covid-19 Situation in East Africa for the Week Ending December 12, 2021

- **As of Sunday, December 12, 2021, the number of total cases in the East Africa region reached 1,035,041.** Total number of Covid-19 tests conducted and tests per 1 million people, in the region, stand at 15,214,396 and 40,519 respectively. The region reported 4,172 new cases in the week, which is a 6.6% increase compared to the preceding week. The total number of deaths reported reached 22,767, of which 114 were new deaths during the week. The number of total recovered cases reached 852,752¹, of which 0.3% were newly recovered cases during the week. The total number of active cases stands at 133,947, indicating an increase of 1,345 cases in the week. The weekly increase in the number of active cases in the region is mainly attributable to Kenya followed by Sudan.
- **Ethiopia accounted for 36.0% of the total cases reported in the region since the start of the pandemic, while Sudan accounted for 24.9% of the new cases reported in the region during the week.** Comoros has reported the lowest number of total cases in the region since the start of the pandemic at 4,567 of which 95.8% are reported to have recovered.
- **The average case fatality rate (CFR) based on cumulative total cases and deaths as of December 12, 2021, for the region, stands at 2.2%. The highest CFR in the region was reported in Sudan at 7.2% and the lowest in Seychelles at 0.5%.**

¹ Burundi has not been publishing new data on recovered cases and deaths since 6 January 21, hence is excluded from CFR comparison.

Summary of COVID-19 tracking in East Africa: Situation for the week ending 12 December 2021

	Date of first case	Cases				Deaths				Recovered				Active				Test	
		Total cases	New cases for the week of	New cases for the week of	Weekly change	Total deaths	New deaths for the week of	New deaths for the week of	Weekly change from Previous week	Total Recovered	New recovered for the week of	New recovered for the week of	Weekly change from Previous week	Active cases	New active for the week of	New active for the week of	Weekly change from Previous week	Total tests	Tests Per million People
		12 Dec.	5 Dec.	12 Dec.	5 Dec.	12 Dec.	5 Dec.	12 Dec.	5 Dec.	12 Dec.	5 Dec.	12 Dec.	5 Dec.	12 Dec.	5 Dec.	12 Dec.	5 Dec.	12 Dec.	5 Dec.
East Africa	13-Mar-20	1,035,041	4,172	3,912	260	22,767	114	123	-9	852,752	2,678	4,301	-1,623	133,947	1,345	4,249	5,594	15,214,396	40,519
Burundi	31-Mar-20	20,666	193	77	116	38	0	0	0	773	0	0	0	19,855	193	736	-543	907,104	76,286
Comoros	2-May-20	4,567	25	44	-19	151	1	0	-1	4,374	61	29	32	42	-37	41	-78	6,227	7,161
Djibouti	18-Mar-20	13,514	6	4	-2	189	2	1	-1	13,298	4	3	1	27	0	-129	-129	250,716	253,761
Eritrea	21-Mar-20	7,646	188	140	48	63	2	1	-1	7,428	188	156	32	155	-2	122	-124	23,693	6,681
Ethiopia	13-Mar-20	373,115	900	953	-53	6,829	29	60	-31	350,368	742	827	-85	15,918	129	-8,345	8,474	3,932,787	34,209
Kenya	13-Mar-20	256,335	898	486	412	5,348	13	2	11	248,515	89	295	-206	2,472	796	69	865	2,889,613	53,739
Rwanda	14-Mar-20	100,634	220	84	136	1,344	1	1	0	45,522	0	1	-1	53,768	219	1,141	-922	3,662,019	282,733
Seychelles	15-Mar-20	23,806	207	402	-195	129	2	2	0	23,294	320	384	-64	383	-115	198	-313	21,504	218,654
Somalia	16-Mar-20	23,074	23	35	-12	1,333	2	4	-2	12,817	492	279	213	8,924	-471	-889	-418	366,274	23,046
South Sudan	5-Apr-20	12,873	115	41	74	133	0	0	0	12,576	113	68	45	164	2	-139	141	274,916	24,560
Sudan	13-Mar-20	44,529	1,040	1,433	-393	3,208	44	50	-6	36,005	518	2,079	-1,561	5,312	478	1,955	-1,477	562,941	12,838
Tanzania	16-Mar-20	26,309	39	9	30	734	4	0	-4	297,169	4,975
Uganda	21-Mar-20	127,973	318	204	114	3,268	14	2	12	97,778	151	180	-29	26,927	153	1,129	-976	2,019,433	44,149



.....: 7-day moving average

North Africa

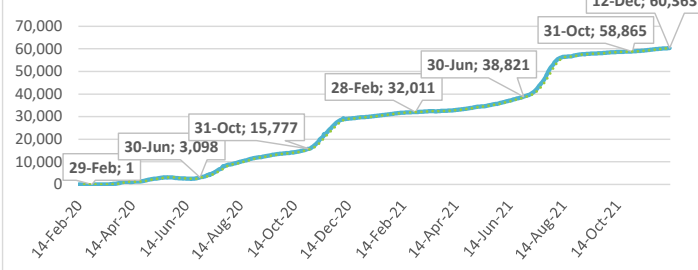
Highlights of the Covid-19 Situation in North Africa for the Week Ending December 12, 2021

- **As of Sunday, December 12, 2021, the number of total cases in the North Africa region reached 2,671,025.** Total number of Covid-19 tests conducted and tests per 1 million people, in the region, stand at 22,208,445 and 107,581 respectively. The region reported 12,813 new cases in the week, which is a 5.8% decline compared to the preceding week. The total number of deaths reported reached 73,835, of which 483 were new deaths during the week. The number of total recovered cases reached 2,482,942, of which 0.8% were newly recovered cases during the week. The total number of active cases stands at 114,248, indicating a decline of 6,551 cases during the week. The weekly decline in the number of active cases in the region is mainly attributable to Libya.
- **Morocco accounted for 35.6% of the total cases reported in the region since the start of the pandemic, while Egypt accounted for 47.1% of the new cases in the region during the week.** Mauritania has reported the lowest number of total cases in the region since the start of the pandemic which have accumulated to a total of 39,806 of which 96.4% are reported to have recovered.
- **The average case fatality rate (CFR) based on cumulative total cases and deaths as of December 12, 2021, for the region, stands at 2.8%. The highest CFR in the region was recorded in Egypt at 5.7% and the lowest in Libya at 1.5%.**

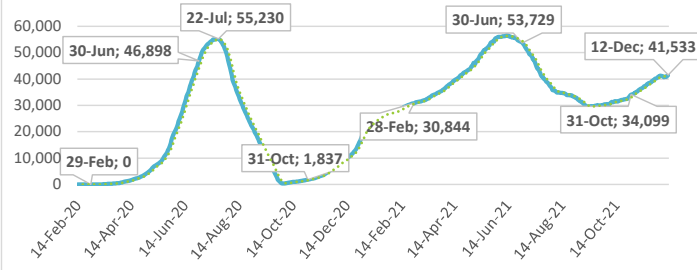
Summary of COVID-19 tracking in North Africa: Situation for the week ending 12 December 2021

	Date of first case	Cases				Deaths				Recovered				Active				Test	
		Total cases	New cases for the week of	New cases for the week of	Weekly change	Total deaths	New deaths for the week of	New deaths for the week of	Weekly change from Previous week	Total Recovered	New recovered for the week of	New recovered for the week of	Weekly change from Previous week	Active cases	New active for the week of	New active for the week of	Weekly change from Previous week	Total tests	Tests Per million People
			12 Dec.	5 Dec.			12 Dec.	5 Dec.			12 Dec.	5 Dec.			12 Dec.	5 Dec.			
North Africa	14-Feb-20	2,671,025	12,813	13,603	-790	73,835	483	541	-58	2,482,942	18,881	21,855	-2,974	114,248	-6,551	-35,908	29,357	22,208,445	107,581
Algeria	26-Feb-20	212,848	1,379	1,317	62	6,145	42	45	-3	146,340	1,145	1,035	110	60,363	192	1,278	-1,086	230,861	5,265
Egypt	14-Feb-20	369,198	6,036	6,444	-408	21,060	333	380	-47	306,605	5,297	5,141	156	41,533	406	8,561	-8,155	5,702,623	55,725
Libya	25-Mar-20	378,105	3,116	3,418	-302	5,553	60	55	5	363,780	8,659	13,398	-4,739	8,772	-5,603	-41,165	35,562	1,951,115	283,952
Mauritania	14-Mar-20	39,806	248	380	-132	849	9	9	0	38,382	505	497	8	575	-266	524	-790	527,151	113,374
Morocco	5-Mar-20	951,482	891	859	32	14,796	8	14	-6	935,067	2,147	935	1,212	1,619	-1,264	-2,987	1,723	10,567,009	286,287
Tunisia	5-Mar-20	719,586	1,143	1,185	-42	25,432	31	38	-7	692,768	1,128	849	279	1,386	-16	-2,119	2,103	3,229,686	273,271

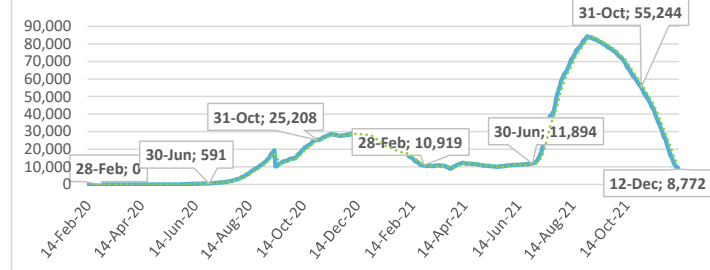
Algeria: Total Active Cases



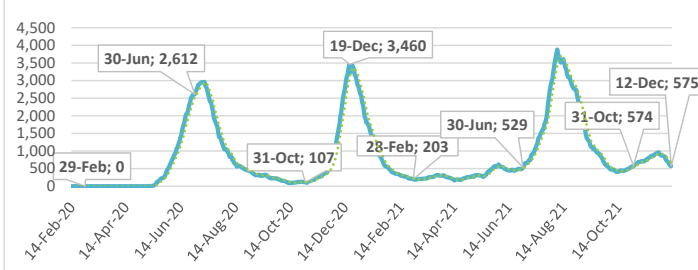
Egypt: Total Active Cases



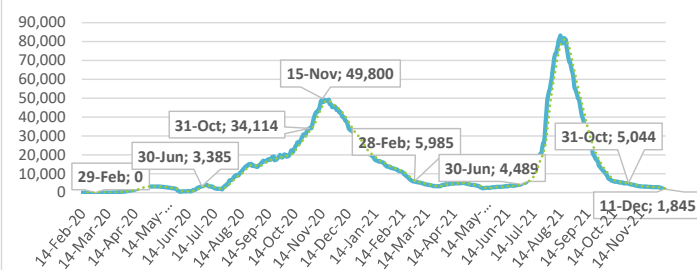
Libya: Total Active Cases



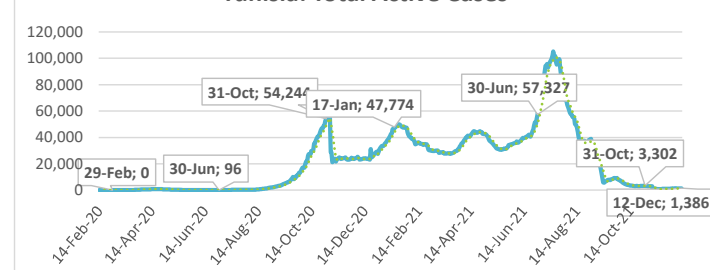
Mauritania: Total Active Cases



Morocco: Total Active Cases



Tunisia: Total Active Cases



.....: 7-day moving average

Southern Africa

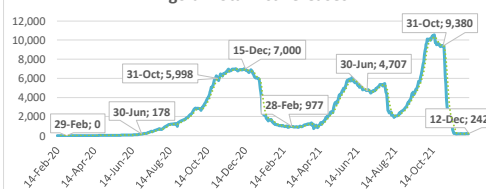
Highlights of the Covid-19 Situation in Southern Africa for the Week Ending December 12, 2021

- **As of Sunday, December 12, 2021, the number of total cases in the Southern Africa region reached 4,303,789.** Total number of Covid-19 tests conducted and tests per 1 million people, in the region, stand at 31,501,948 and 147,769 respectively. The region reported 178,510 new cases in the week, which is more than two times increase compared to the preceding week. The total number of deaths reported reached 113,723, of which 225 were new deaths during the week. The total number of recovered cases reached 3,968,210, of which 1.5% were newly recovered cases during the week. The total number of active cases stands at 221,856, indicating an increase of 119,686 cases in the week. The weekly increase in the number of active cases in the region is mainly attributable South Africa followed by Zimbabwe.
- **South Africa accounted for 73.6% of the total cases reported in the region since the start of the pandemic and 76.1% of the new cases in the region during the week.** São Tomé & Príncipe has the lowest number of total cases reported in the region at 3,733 of which 98.4% are reported to have recovered.
- **The average case fatality rate (CFR) based on cumulative total cases and deaths as of December 12, 2021, for the region, stands at 2.6%. The highest CFR in the region was reported in Malawi at 3.7% and the lowest in Mauritius at 1.1%.**

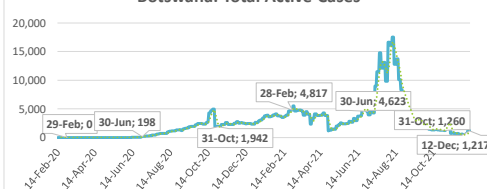
Summary of COVID-19 tracking in Southern Africa: Situation for the week ending 12 December 2021

	Date of first case	Cases				Deaths				Recovered				Active				Test	
		Total cases	New cases for the week of	New cases for the week of	Weekly change	Total deaths	New deaths for the week of	New deaths for the week of	Weekly change from Previous week	Total Recovered	New recovered for the week of	New recovered for the week of	Weekly change from Previous week	Active cases	New active for the week of	New active for the week of	Weekly change from Previous week	Total tests	Tests Per million People
		12 Dec.	5 Dec.	12 Dec.	5 Dec.	12 Dec.	5 Dec.	12 Dec.	5 Dec.	12 Dec.	5 Dec.	12 Dec.	5 Dec.	12 Dec.	5 Dec.	12 Dec.	5 Dec.	12 Dec.	5 Dec.
Southern Africa	5-Mar-20	4,303,789	178,510	79,640	98,870	113,723	225	189	36	3,968,210	58,599	12,883	45,716	221,856	119,686	-19,682	139,368	31,501,948	147,769
Angola	27-Mar-20	65,404	145	115	30	1,737	2	2	0	63,425	100	128	-28	242	43	-10,338	10,381	1,212,134	36,881
Botswana	16-Mar-20	196,090	788	393	395	2,421	2	3	-1	192,452	0	491	-491	1,217	786	-814	1,600	1,929,047	820,303
Eswatini	14-Mar-20	52,643	5,139	966	4,173	1,250	2	0	2	45,662	391	30	361	5,731	4,746	-169	4,915	417,710	360,044
Lesotho	13-May-20	23,102	1,264	59	1,205	664	1	1	0	13,856	115	52	63	8,582	1,148	-1,450	2,598	273,169	127,515
Madagascar	20-Mar-20	45,794	994	728	266	980	8	5	3	43,393	274	352	-78	1,421	712	-998	1,710	290,447	10,489
Malawi	2-Apr-20	62,265	284	84	200	2,308	1	2	-1	58,855	31	59	-28	1,102	252	-1,772	2,024	451,301	23,591
Mauritius	18-Mar-20	22,521	431	765	-334	240	0	0	0	21,310	690	967	-277	971	259	-1,430	1,171	359,627	282,777
Mozambique	27-Mar-20	153,674	1,750	400	1,350	1,944	3	1	2	149,958	383	90	293	1,772	1,364	-890	2,254	1,002,855	32,086
Namibia	14-Mar-20	132,849	3,053	616	2,437	3,577	3	1	2	125,946	415	48	367	3,326	2,635	-786	3,421	816,778	321,452
São Tomé & Príncipe	6-Apr-20	3,733	0	2	-2	57	1	0	1	3,675	0	0	0	1	-1	-509	508	28,816	131,484
South Africa	5-Mar-20	3,167,497	135,803	70,288	65,515	90,137	171	169	2	2,913,232	55,088	10,373	44,715	164,128	80,544	351	80,193	20,238,805	341,245
Zambia	18-Mar-20	211,077	765	169	596	3,670	3	0	3	206,670	204	80	124	737	558	-106	664	2,778,680	151,147
Zimbabwe	25-Mar-20	167,140	28,094	5,055	23,039	4,738	28	5	23	129,776	908	213	695	32,626	27,158	-771	27,929	1,702,579	114,552

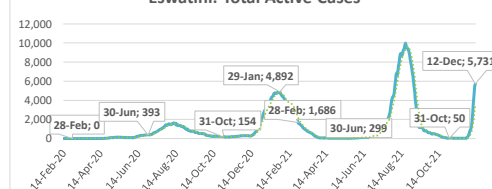
Angola: Total Active Cases



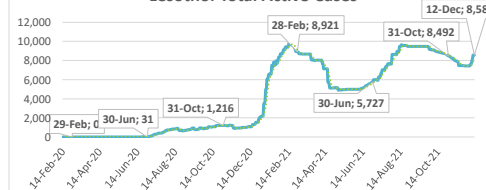
Botswana: Total Active Cases



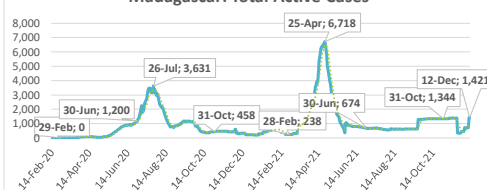
Eswatini: Total Active Cases



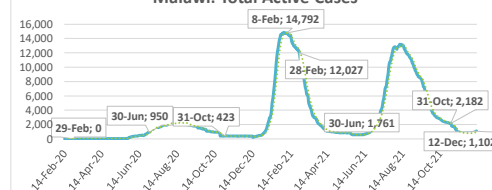
Lesotho: Total Active Cases



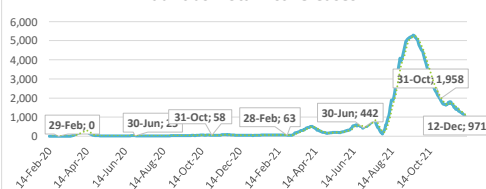
Madagascar: Total Active Cases



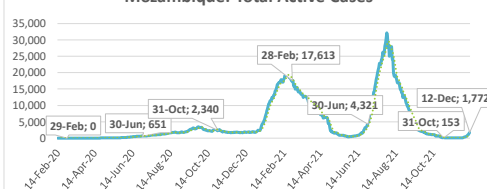
Malawi: Total Active Cases



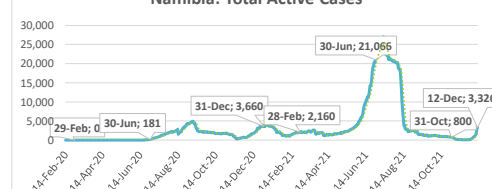
Mauritius: Total Active Cases



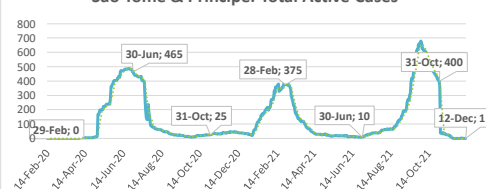
Mozambique: Total Active Cases



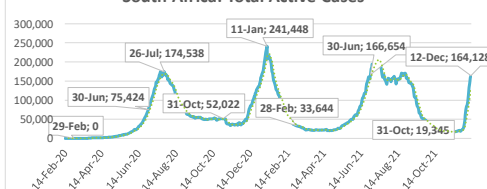
Namibia: Total Active Cases



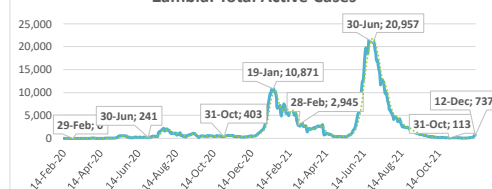
São Tomé & Príncipe: Total Active Cases



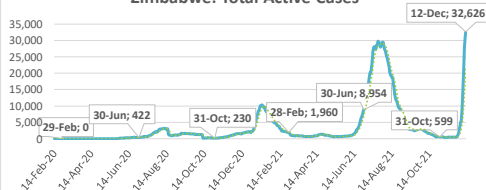
South Africa: Total Active Cases



Zambia: Total Active Cases



Zimbabwe: Total Active Cases



.....: 7-day moving average

West Africa

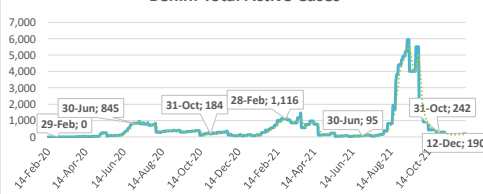
Highlights of the Covid-19 Situation in West Africa for the Week Ending December 12, 2021

- **As of Sunday, December 12, 2021, the number of total cases in the West Africa region reached 676,434.** Total number of Covid-19 tests conducted and tests per 1 million people, in the region, stand at 11,498,421 and 28,948 respectively. The region reported 4,994 new cases during the week, which is nearly three times higher compared to the new cases reported in the preceding week. The total number of deaths reported reached 10,045, of which 58 were new deaths during the week. The number of total recovered cases reached 652,535, of which 0.3% were newly recovered cases during the week. The total number of active cases stands at 13,854, indicating an increase of 3,238 cases in the week. The weekly increase in the number of active cases in the region is mainly attributable to Nigeria.
- **Nigeria accounted for 32.2% of the total cases reported in the region since the start of the pandemic and 57.2% of the new cases in the region during the week.** Liberia has the lowest number of total cases in the region since the start of the pandemic with a total of 5,835 of which 94.9% are reported to have recovered.
- **The average case fatality rate (CFR) based on cumulative total cases and deaths as of December 12, 2021, for the region, stands at 1.5%. The highest CFR in the region was reported in Liberia at 4.9% and the lowest in Benin at 0.6%.**

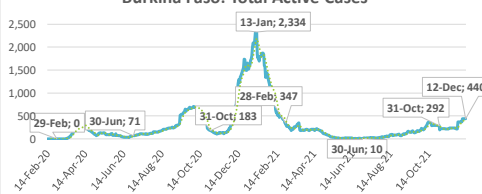
Summary of COVID-19 tracking in West Africa: Situation for the week ending 12 December 2021

	Date of first case	Cases				Deaths				Recovered				Active				Test	
		Total cases	New cases for the week of	New cases for the week of	Weekly change	Total deaths	New deaths for the week of	New deaths for the week of	Weekly change from Previous week	Total Recovered	New recovered for the week of	New recovered for the week of	Weekly change from Previous week	Active cases	New active for the week of	New active for the week of	Weekly change from Previous week	Total tests	Tests Per million People
		12 Dec.	5 Dec.	12 Dec.	5 Dec.	12 Dec.	5 Dec.	12 Dec.	5 Dec.	12 Dec.	5 Dec.	12 Dec.	5 Dec.	12 Dec.	5 Dec.	12 Dec.	5 Dec.		
West Africa	28-Feb-20	676,434	4,994	1,839	3,155	10,045	58	36	22	652,535	1,698	927	771	13,854	3,238	-8,900	12,138	11,498,421	28,948
Benin	16-Mar-20	24,897	34	13	21	161	0	0	0	24,546	0	0	0	190	34	-285	319	604,310	49,847
Burkina Faso	9-Mar-20	16,334	334	289	45	290	4	5	-1	15,604	259	134	125	440	71	-148	219	281,646	13,474
Cabo Verde	20-Mar-20	38,503	53	88	-35	351	0	2	-2	38,038	66	26	40	114	-13	-345	332	380,558	684,473
Côte d'Ivoire	11-Mar-20	61,905	81	116	-35	706	0	2	-2	60,983	119	162	-43	216	-38	-607	569	1,176,716	44,609
Gambia, The	18-Mar-20	10,034	36	9	27	342	0	0	0	9,641	0	3	-3	51	36	2	34	125,971	52,126
Ghana	12-Mar-20	131,547	627	0	627	1,243	34	0	34	129,566	524	0	524	738	69	-1,859	1,928	2,018,574	64,962
Guinea	13-Mar-20	30,798	28	2	26	388	1	0	1	29,753	28	0	28	657	-1	-298	297	587,718	44,752
Guinea-Bissau	27-Mar-20	6,448	4	4	0	149	0	1	-1	6,283	6	9	-3	16	-2	-569	567	108,740	55,254
Liberia	16-Mar-20	5,835	11	3	8	287	0	0	0	5,537	14	0	14	11	-3	-48	45	139,824	27,646
Mali	25-Mar-20	18,591	676	576	100	629	11	13	-2	15,498	200	170	30	2,464	465	1,022	-557	506,875	25,030
Niger	20-Mar-20	7,154	74	106	-32	268	7	7	0	6,823	94	188	-94	63	-27	71	-98	195,159	8,062
Nigeria	28-Feb-20	217,481	2,859	530	2,329	2,981	1	5	-4	207,746	296	195	101	6,754	2,562	-5,456	8,018	3,629,527	17,607
Senegal	2-Mar-20	74,086	62	39	23	1,886	0	1	-1	72,154	51	16	35	46	11	-12	23	890,614	53,190
Sierra Leone	31-Mar-20	6,421	19	1	18	121	0	0	0	4,418	19	1	18	1,882	0	0	0	259,958	32,589
Togo	6-Mar-20	26,400	96	63	33	243	0	0	0	25,945	22	23	-1	212	74	-368	442	592,231	71,537

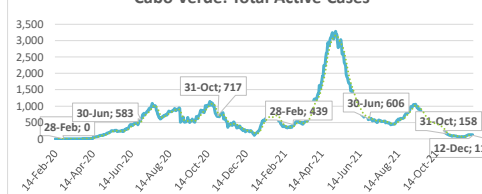
Benin: Total Active Cases



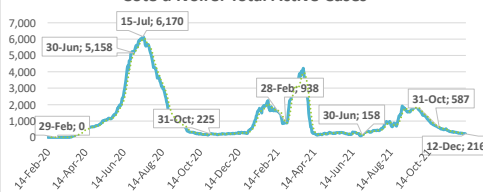
Burkina Faso: Total Active Cases



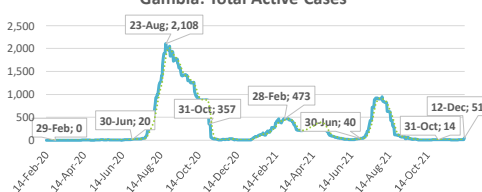
Cabo Verde: Total Active Cases



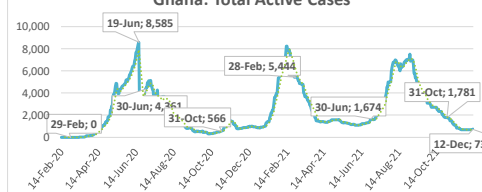
Côte d'Ivoire: Total Active Cases



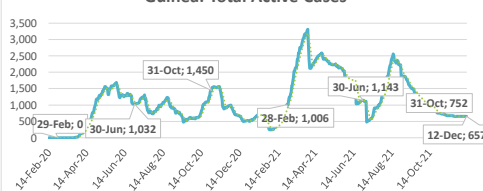
Gambia: Total Active Cases



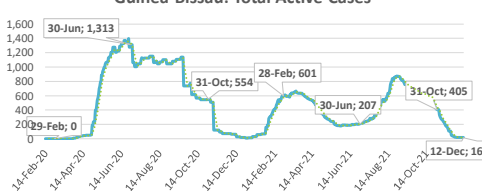
Ghana: Total Active Cases



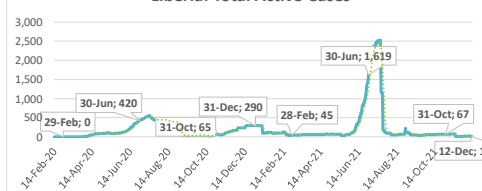
Guinea: Total Active Cases



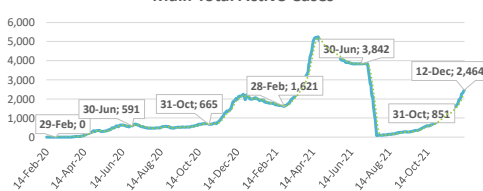
Guinea-Bissau: Total Active Cases



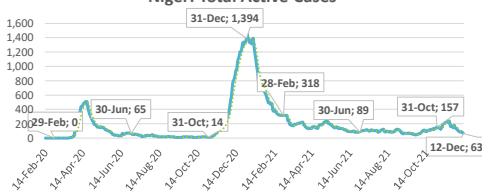
Liberia: Total Active Cases



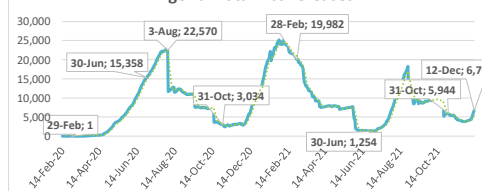
Mali: Total Active Cases



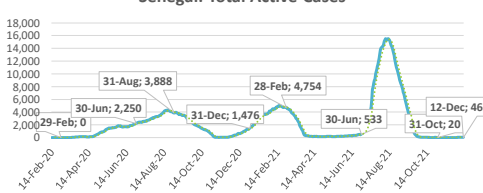
Niger: Total Active Cases



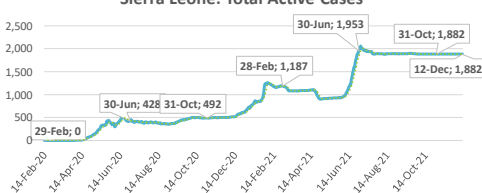
Nigeria: Total Active Cases



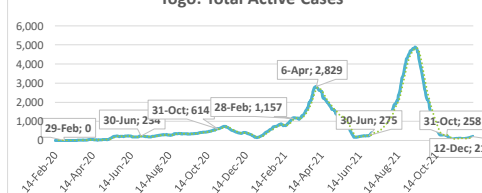
Senegal: Total Active Cases



Sierra Leone: Total Active Cases



Togo: Total Active Cases



.....: 7-day moving average