



AFRICAN DEVELOPMENT BANK GROUP

Weekly Data Flash on Covid-19 in Africa¹:

The situation as of Sunday, January 9, 2022

Statistics Department (ECST)

¹ This briefing note has been prepared by Roza Mamuye Bora, Senior Statistician; Anouar Chaouch, Statistician; Soumaila Karambiri, Statistical Assistant; Regis Hauhouot Stephane, Statistical Assistant and Desire Lakpa Guy, Statistical Assistant; and Robert Maate, Chief Statistician under the supervision of Louis Kouakou, Division Manager ECST.1

Contents

	Page
Highlights of the Covid-19 Situation in Africa as of January 9, 2022	1
Data Annexes: Africa	4
Highlights of the Covid-19 Situation in Central Africa as of January 9, 2022	6
Data Annexes: Central Africa	8
Highlights of the Covid-19 Situation in East Africa as of January 9, 2022	9
Data Annexes: East Africa	11
Highlights of the Covid-19 Situation in North Africa as of January 9, 2022	12
Data Annexes: North Africa	14
Highlights of the Covid-19 Situation in Southern Africa as of January 9, 2022	15
Data Annexes: Southern Africa	17
Highlights of the Covid-19 Situation in West Africa as of January 9, 2022	18
Data Annexes: West Africa	20

Highlights of the Covid-19 Situation in Africa for the Week Ending January 9, 2022

Vaccinations: Status Update

- **In the week ending January 9, 2022, over 246.5 million new Covid-19 vaccinations were administered globally, leading to an accumulated total of more than 9.4 billion since the start of the program.** In terms of the geographical distribution, China accounts for 30.6% of the total number of Covid-19 vaccinations administered to date, followed by India at 16.1% and USA at 5.5%.
- **The number of African countries with data on Covid-19 vaccinations stands at 51.** As of January 9, 2022, a total of 322,100,646¹ vaccinations had been administered in Africa, which represents 3.4% of total global vaccinations. Egypt accounts for 17.8% of the vaccinations carried out in Africa to date, followed by Morocco (15.7%) and South Africa (8.8%). As of January 9, 2022, 9.6% of Africa's population has completed² vaccination and 14.7% have received at least one dose of vaccine.

Covid-19 Testing in Africa

- **As of Sunday, January 9, 2022, over 91.1 million tests for Covid-19 had been administered in Africa.** Nine countries collectively account for 66.2% of the tests conducted in Africa as of January 9, 2022 namely, South Africa (23.7%), Morocco (12.2%), Egypt (6.3%), Ethiopia (4.6%), Rwanda (4.6%), Nigeria (4.2%), Tunisia (3.8%), Kenya (3.4%) and Zambia (3.4%).
- **The average number of tests per 1 million people in Africa as of January 9, 2022 stands at 68,049.** Botswana continues to lead on this indicator with 861,913 tests per 1 million people, followed by Cabo Verde (709,853), Gabon (676,309), Eswatini (378,388), South Africa (363,410) and Namibia (349,787).

Confirmed, New and Active Global Covid-19 Cases

- **Globally, the total number of confirmed Covid-19 cases since the start of the pandemic reached 307,140,775, of which 84.3% have recovered.** The majority cases (31.3%) occurred in Europe, followed by Asia (28.2%), North America (23.4%), South America (13.4%) and Africa (3.3%).
- A new variant of Covid-19, designated by WHO as B.1.1.529 (omicron), was identified in the last week of November 2021. Studies are underway globally to understand various aspects of the variant. Daily and weekly cases have been increasing more rapidly globally since the new variant was detected.

¹ The total vaccination figures indicate the total number of vaccines administered including both vaccinations completed and at least one dose.

² Completed vaccination refers to population that has taken the minimum required doses of vaccination depending on the type of vaccine.

- **The number of new cases reported globally in the review week amounted to 16,981,611,** indicating a 67.1% increase compared to the new cases recorded in the preceding week.
- **The number of global deaths due to Covid-19 reached 5,488,598, of which 45,144 were recorded in the week ending January 9, 2022.** This was 4.8% higher than the number of deaths recorded in the previous week. The number of global active cases increased by 11,000,979 cases in the week under review making a total of 42,773,001 as of January 9, 2022.
- **Africa makes 3.3% of the total global cases, 4.2% of deaths, 3.4% of recovered cases and 2.1% of active cases as of January 9, 2022, as detailed below.**

Confirmed, New and Active Covid-19 Cases in Africa

- **As of January 9, 2022, the total number of confirmed cases in Africa reached 10,093,090³,** 64.4% of which were in six countries, namely South Africa (34.9%), Morocco (9.9%), Tunisia (7.4%), Ethiopia (4.4%), Libya (3.9%) and Egypt (3.9%). The five countries with the lowest total number of reported cases were São Tomé & Príncipe, Chad, Guinea-Bissau, Liberia, and Sierra Leone, with cases ranging between 4,892 in São Tomé & Príncipe and 7,448 in Sierra Leone. These five countries collectively account for 0.3% of the confirmed cases in Africa. Considering population size, Seychelles, Botswana, Cabo Verde, Tunisia and Namibia are the five countries with the highest number of confirmed cases per million people with rates ranging from 271,655 in Seychelles to 58,368 in Namibia.
- **In the week under review, a total of 314,293 new cases were reported in Africa,** which is 4.6% higher than the new cases recorded the previous week. These new cases in Africa account for 1.9% of the weekly new cases recorded globally. The Southern Africa region accounted for 42.5% of the weekly new cases in Africa, followed by North Africa (22.3%), East Africa (18.9%), West Africa (12.5%) and Central Africa (3.5%).
- **The total number of active cases in Africa increased by 59,398 cases to 901,052 in the week under review.** Currently, five countries collectively account for 45.4% of the active cases in Africa, namely South Africa (16.3%), Rwanda (8.2%), Ethiopia (8.2%), Algeria (7.0%) and Uganda (5.7%).
- **From a regional perspective, all regions except Southern Africa recorded increases in active cases during the week.**

Deaths and the Case Fatality Rates in Africa

- **As of January 9, 2022, a total of 231,405 deaths had been reported in Africa since the start of the pandemic,** of which 51.0% were in Southern Africa, 32.6% in North Africa, 10.1% in East Africa, 4.5% in West Africa and 1.8% in Central Africa. The five countries with the highest number of reported deaths due to Covid-19 since the start of the pandemic are South Africa, Tunisia, Egypt, Morocco and Ethiopia, ranging between 92,453 in South Africa and 7,030 in

³ Chad has not released new data for this week.

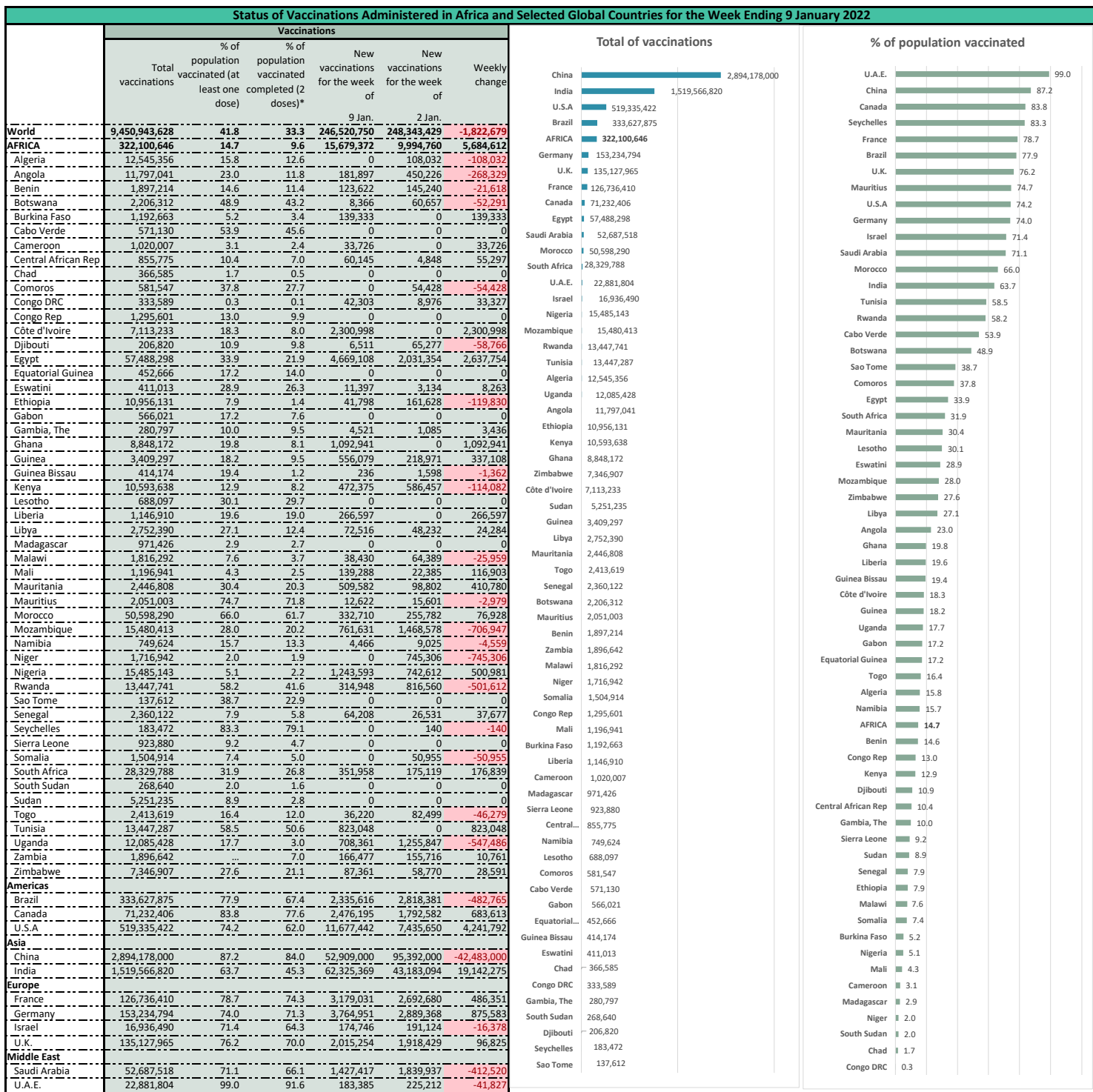
Ethiopia. A total of 2,636 new deaths were reported in Africa in the week under review, which is an increase of 81.3% compared to the preceding week.

- **The case fatality rate (CFR), i.e. deaths per confirmed cases for Africa, stands at 2.3%, which is higher than the global CFR rate of 1.8%.** Regionally, West Africa has the lowest CFR at 1.3%, followed by Central Africa at 1.5%, East Africa at 1.9%, Southern Africa at 2.4% and North Africa at 2.7%. As of January 9, 2022, sixteen African countries recorded CFRs higher than the African average with the highest in Sudan at 7.0%, followed by Egypt (5.6%), Somalia (5.5%), Liberia (4.2%), Niger (3.5%), Tunisia (3.5%), The Gambia (3.2%), Mauritius (3.2%), Malawi (3.0%), Chad (3.0%), Algeria (2.9%), Mali (2.7%), South Africa (2.6%), Tanzania (2.4%), Namibia (2.4%) and Senegal (2.4%).

Recovery Rates in Africa

- **As of January 9, 2022, the number of recovered cases in Africa reached 8,930,809, representing 88.5% of its total confirmed cases⁴.** Regionally, the recovery rates stand at 91.5% for Southern Africa, 91.0% for North Africa, 88.8% for West Africa, 83.8% for Central Africa and 71.7% for East Africa. In the week under review, 251,004 newly recovered cases were reported.

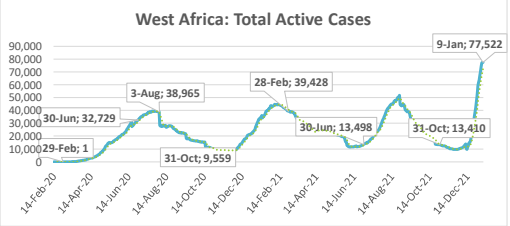
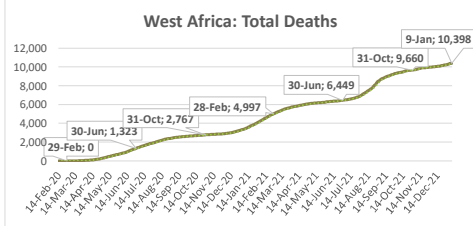
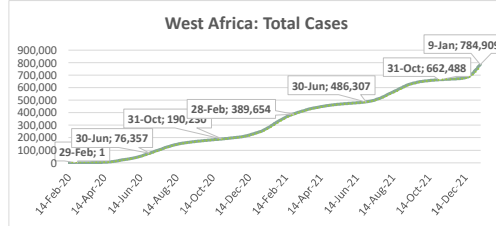
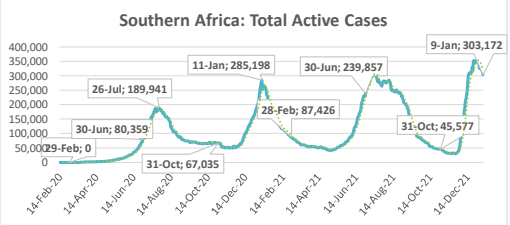
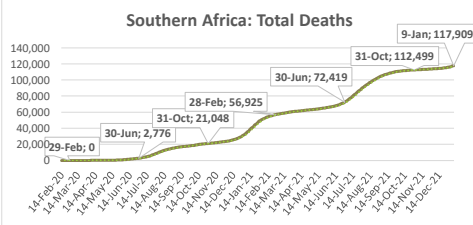
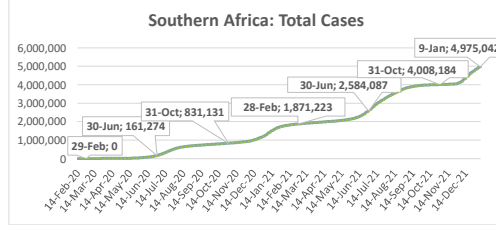
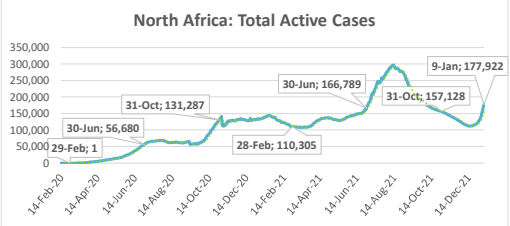
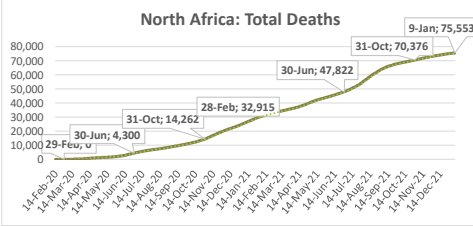
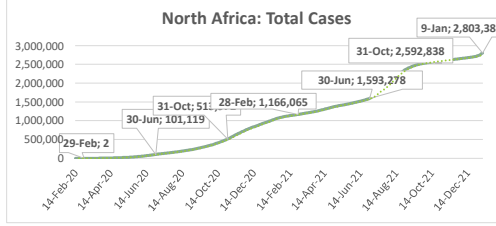
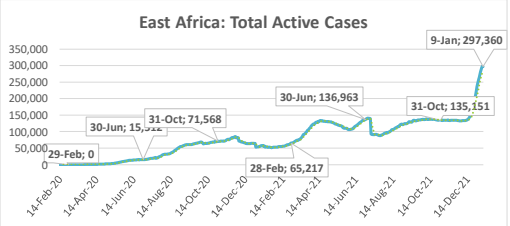
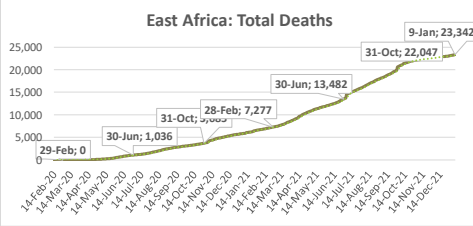
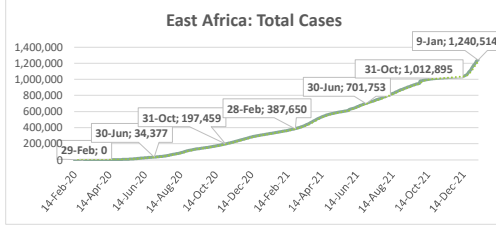
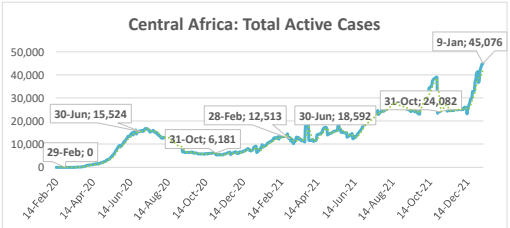
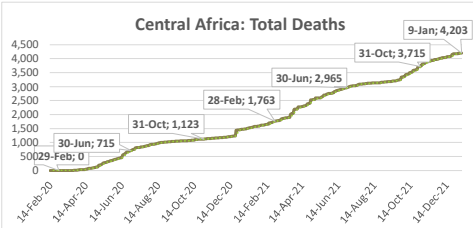
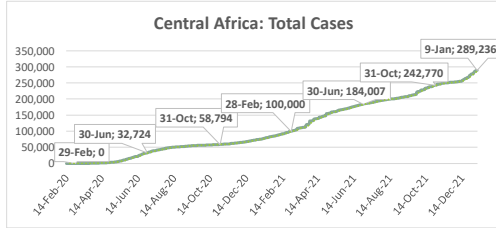
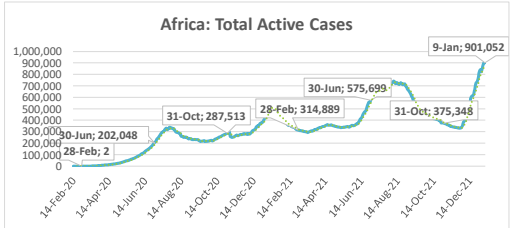
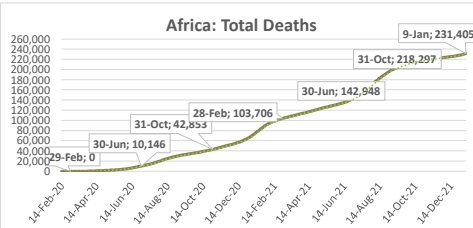
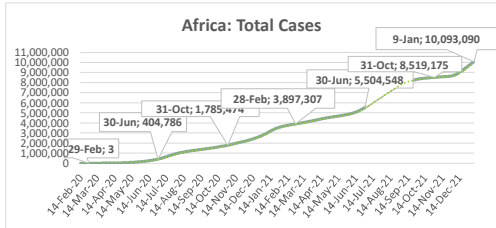
⁴ Burundi has not been publishing new data on recovered cases and deaths since 6 January 21.



*: % of population vaccinated completed: Indicates the population that has taken the minimum required doses to complete vaccination depending on the type of vaccine

Summary of COVID-19 tracking in Africa: Situation for the week ending 9 January 2022

	Date of first case	Cases				Deaths				Recovered				Active				Test	
		Total cases	New cases for the week of	New cases for the week of	Weekly change from Previous week	Total deaths	New deaths for the week of	New deaths for the week of	Weekly change from Previous week	Total Recovered	New recovered for the week of	New recovered for the week of	Weekly change from Previous week	Active cases	New active for the week of	New active for the week of	Weekly change from Previous week	Total tests	Tests Per million People
		9 Jan.	2 Jan.	2 Jan.	2 Jan.	9 Jan.	2 Jan.	2 Jan.	2 Jan.	9 Jan.	2 Jan.	2 Jan.	2 Jan.	9 Jan.	2 Jan.	2 Jan.	2 Jan.	9 Jan.	9 Jan.
World	31-Dec-19	307,140,775	16,981,611	10,164,019	6,817,592	5,488,598	45,144	43,075	2,069	258,879,176	5,935,488	3,338,482	2,597,006	42,773,001	11,000,979	7,099,941	3,901,038	4,775,141,712	612,606
Africa	14-Feb-20	10,093,090	314,293	300,556	13,737	231,405	2,636	1,454	1,182	8,930,809	251,004	186,419	64,585	901,052	59,398	320,654	-261,256	91,105,518	68,049
Central Africa	6-Mar-20	289,236	11,133	9,716	1,417	4,203	32	4	28	239,957	2,696	6,245	-3,549	45,076	8,405	-1,636	10,041	5,444,429	37,161
East Africa	13-Mar-20	1,240,514	59,365	73,021	-13,656	23,342	212	165	47	889,988	20,980	8,324	12,656	297,360	36,918	61,358	-24,440	16,470,697	43,864
North Africa	14-Feb-20	2,803,389	70,202	30,391	39,811	75,553	430	408	22	2,549,914	23,446	14,995	8,451	177,922	46,326	-48,892	95,218	23,167,635	112,227
Southern Africa	5-Mar-20	4,975,042	133,558	152,400	-18,842	117,909	1,831	797	1,034	4,553,961	179,897	148,017	31,880	303,172	-48,170	292,971	-341,141	33,907,735	159,054
West Africa	28-Feb-20	784,909	40,035	35,028	5,007	10,398	131	80	51	696,989	23,985	8,838	15,147	77,522	15,919	16,853	-934	12,115,022	30,501



.....: 7-day moving average

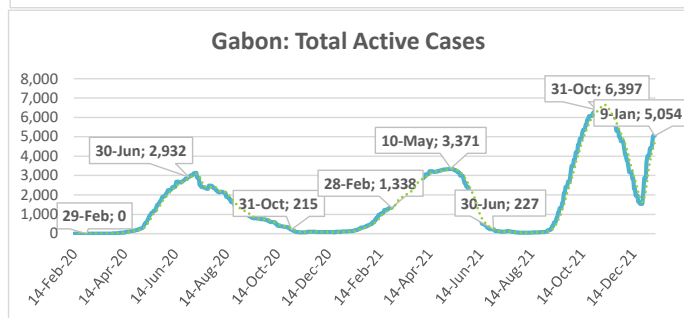
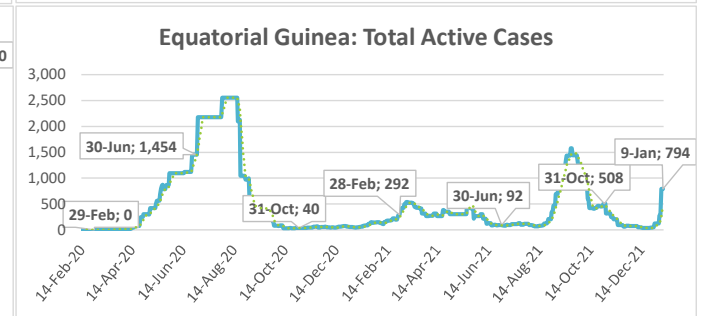
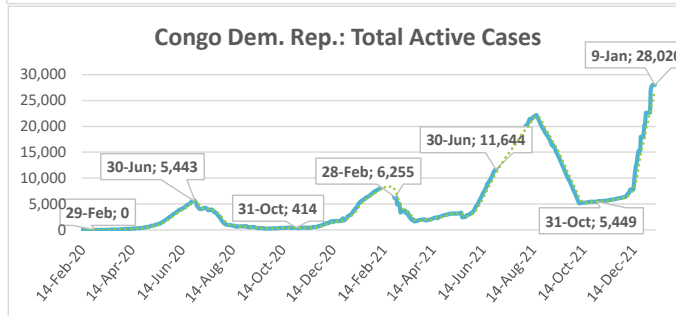
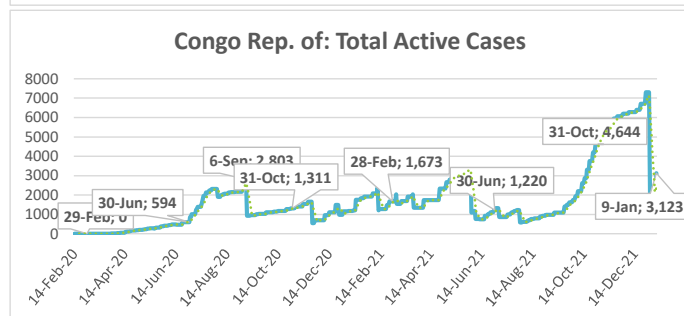
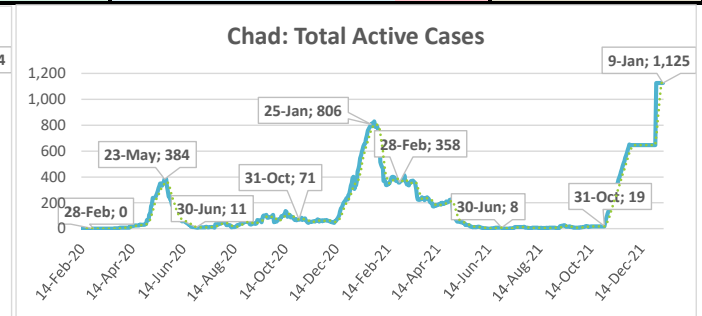
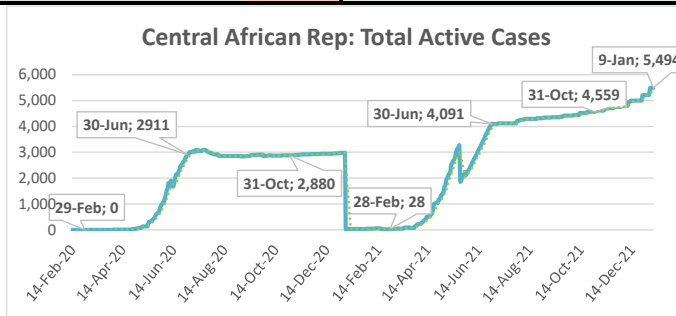
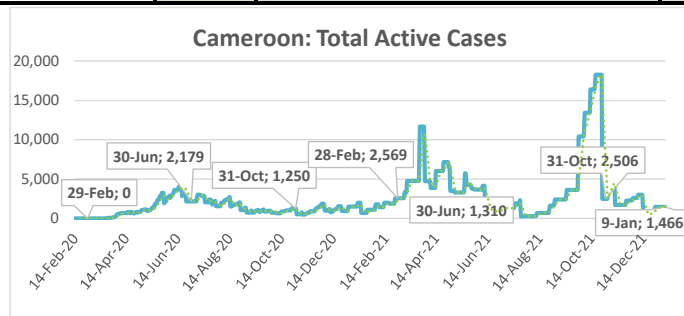
Central Africa

Highlights of the Covid-19 Situation in Central Africa for the Week Ending January 9, 2022

- **As of Sunday, January 9, 2022, the number of reported total cases in the Central Africa region reached 289,236.** Total number of Covid-19 tests conducted and tests per 1 million people, in the region, stand at 5,444,429 and 37,161 respectively. The region reported 11,133 new cases during the week, which is a 14.6% increase compared to the preceding week. The total number of deaths reported since the start of the pandemic reached 4,203, of which 32 were new deaths during the week. The number of total recovered cases reached 239,957, of which 1.1% were newly recovered cases recorded during the week. The total number of active cases stands at 45,076, indicating an increase of 8,405 cases during the week. The weekly increase in the number of active cases in the region is mainly attributable to the Democratic Republic of Congo (DRC).
- **Cameroon accounted for 37.9% of the total cases reported in the region since the start of the pandemic, while the Democratic Republic of Congo (DRC) accounted for 48.3% of the new cases reported during the week.** Chad has recorded the lowest number of total cases in the Central region since the start of the pandemic at 6,183 of which 78.8% are reported to have recovered.
- **The average case fatality rate (CFR) based on cumulative total cases and deaths as of January 9, 2022, for the region, stands at 1.5%. The highest CFR in the region was reported in Chad at 3.0% and the lowest in Gabon and the Central African Republic at 0.7%.**

Summary of COVID-19 tracking in Central Africa: Situation for the week ending 9 January 2022

	Date of first case	Cases				Deaths				Recovered				Active				Test	
		Total cases	New cases for the week of	New cases for the week of	Weekly change	Total deaths	New deaths for the week of	New deaths for the week of	Weekly change from Previous week	Total Recovered	New recovered for the week of	New recovered for the week of	Weekly change from Previous week	Active cases	New active for the week of	New active for the week of	Weekly change from Previous week	Total tests	Tests Per million People
			9 Jan.	2 Jan.			9 Jan.	2 Jan.			9 Jan.	2 Jan.			9 Jan.	2 Jan.			
Central Africa	6-Mar-20	289,236	11,133	9,716	1,417	4,203	32	4	28	239,957	2,696	6,245	-3,549	45,076	8,405	-1,636	10,041	5,444,429	37,161
Cameroon	6-Mar-20	109,666	299	691	-392	1,851	0	0	0	106,349	299	0	299	1,466	0	-15,644	15,644	2,242,020	84,458
Central African Rep.	15-Mar-20	12,454	291	202	89	101	0	0	0	6,859	0	0	0	5,494	291	491	-200	74,519	15,429
Chad	19-Mar-20	6,183	0	482	-482	184	0	3	-3	4,874	0	0	0	1,125	0	627	-627	188,872	11,498
Congo Rep. of	15-Mar-20	22,418	2,329	599	1,730	370	3	0	3	18,925	1,286	5,218	-3,932	3,123	1,040	3,831	-2,791	323,840	58,687
Congo Dem. Rep.	10-Mar-20	80,175	5,382	4,734	648	1,225	20	0	20	50,930	0	0	0	28,020	5,362	12,674	-7,312	846,704	9,454
Equatorial Guinea	14-Mar-20	14,401	691	80	611	177	2	0	2	13,430	20	0	20	794	669	-376	1,045	263,190	187,593
Gabon	12-Mar-20	43,939	2,141	2,928	-787	295	7	1	6	38,590	1,091	1,027	64	5,054	1,043	-3,239	4,282	1,505,284	676,309



.....: 7-day moving average

East Africa

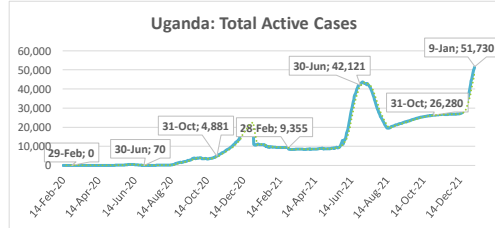
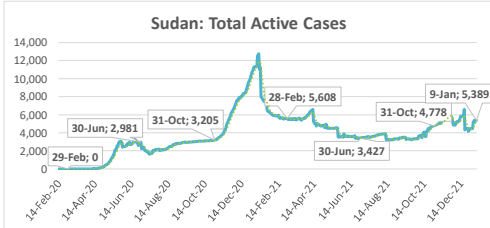
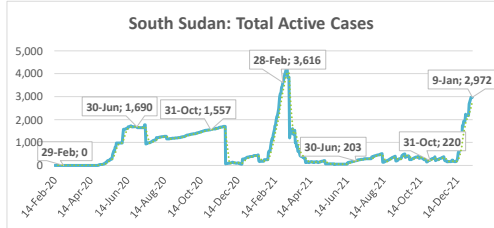
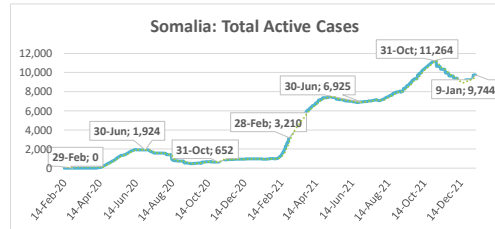
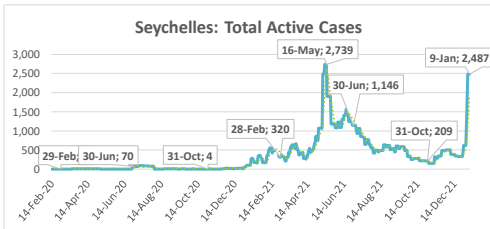
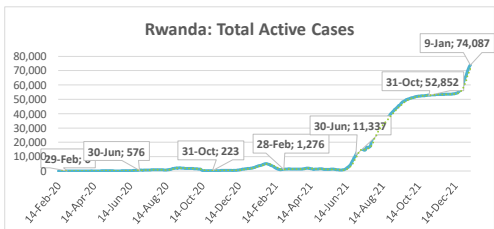
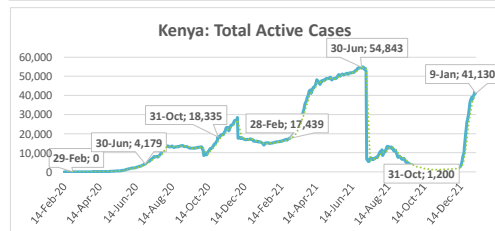
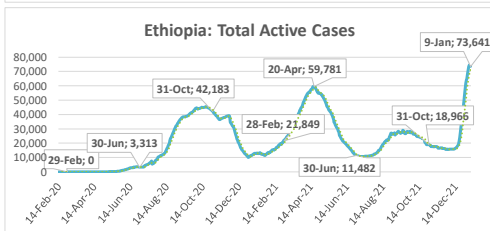
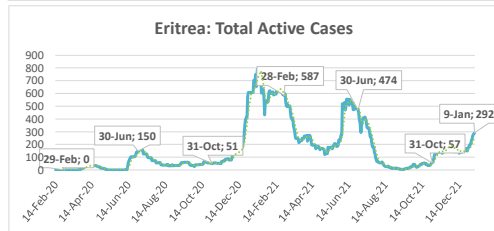
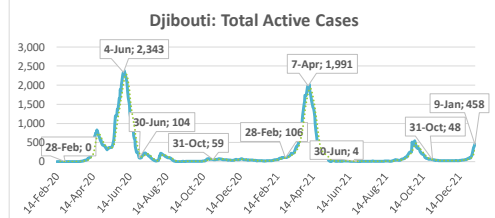
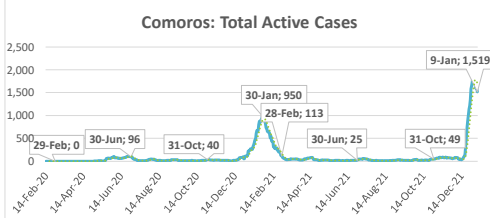
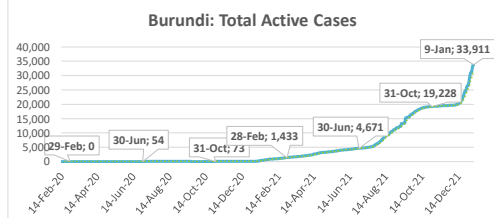
Highlights of the Covid-19 Situation in East Africa for the Week Ending January 9, 2022

- **As of Sunday, January 9, 2022, the number of total cases in the East Africa region reached 1,240,514.** Total number of Covid-19 tests conducted and tests per 1 million people, in the region, stand at 16,470,697 and 43,864 respectively. The region reported 59,365 new cases in the week, which is a 18.7% decline compared to the preceding week. The total number of deaths reported reached 23,342, of which 212 were new deaths during the week. The number of total recovered cases reached 889,988¹, of which 2.4% were newly recovered cases during the week. The total number of active cases stands at 297,360, indicating an increase of 36,918 cases in the week. The weekly increase in the number of active cases in the region is mainly attributable to Ethiopia, Uganda, Rwanda and Burundi.
- **Ethiopia accounted for 35.8% of the total cases reported in the region since the start of the pandemic and 29.4% of the new cases reported in the region during the week.** Comoros has reported the lowest number of total cases in the region since the start of the pandemic at 7,594 of which 77.9% are reported to have recovered.
- **The average case fatality rate (CFR) based on cumulative total cases and deaths as of January 9, 2022, for the region, stands at 1.9%. The highest CFR in the region was reported in Sudan at 7.0% and the lowest in Seychelles at 0.5%.**

¹ Burundi has not been publishing new data on recovered cases and deaths since 6 January 21, hence is excluded from CFR comparison.

Summary of COVID-19 tracking in East Africa: Situation for the week ending 9 January 2022

	Date of first case	Cases				Deaths				Recovered				Active				Test	
		Total cases	New cases for the week of	New cases for the week of	Weekly change	Total deaths	New deaths for the week of	New deaths for the week of	Weekly change from Previous week	Total Recovered	New recovered for the week of	New recovered for the week of	Weekly change from Previous week	Active cases	New active for the week of	New active for the week of	Weekly change from Previous week	Total tests	Tests Per million People
			9 Jan.	2 Jan.			9 Jan.	2 Jan.			9 Jan.	2 Jan.			9 Jan.	2 Jan.			
East Africa	13-Mar-20	1,240,514	59,365	73,021	-13,656	23,342	212	165	47	889,988	20,980	8,324	12,656	297,360	36,918	61,358	-24,440	16,470,697	43,864
Burundi	31-Mar-20	34,722	4,815	4,620	195	38	0	0	0	773	0	0	0	33,911	4,815	5,627	-812	907,104	76,286
Comoros	2-May-20	7,594	759	1,232	-473	158	0	5	-5	5,917	1,117	361	756	1,519	-358	988	-1,346	6,227	7,161
Djibouti	18-Mar-20	14,177	492	113	379	189	0	0	0	13,530	130	69	61	458	362	-104	466	262,741	265,932
Eritrea	21-Mar-20	8,335	286	163	123	82	6	3	3	7,961	188	115	73	292	92	103	-11	23,693	6,681
Ethiopia	13-Mar-20	444,124	17,468	27,960	-10,492	7,030	72	60	12	363,453	7,946	2,520	5,426	73,641	9,450	14,743	-5,293	4,191,021	36,455
Kenya	13-Mar-20	311,538	13,029	15,955	-2,926	5,446	62	23	39	264,962	10,847	4,119	6,728	41,130	2,120	25,641	-23,521	3,099,482	57,642
Rwanda	14-Mar-20	120,984	7,402	8,555	-1,153	1,375	20	8	12	45,522	0	0	0	74,087	7,382	5,832	1,550	4,180,494	322,763
Seychelles	15-Mar-20	26,968	2,180	591	1,589	134	0	3	-3	24,347	314	291	23	2,487	1,866	40	1,826	21,504	218,654
Somalia	16-Mar-20	24,261	729	0	729	1,335	2	0	2	13,182	234	0	234	9,744	493	-1,281	1,774	400,466	25,197
South Sudan	5-Apr-20	16,042	800	399	401	136	1	0	-1	12,934	0	145	-145	2,972	799	1,591	-792	303,385	27,103
Sudan	13-Mar-20	47,443	925	418	507	3,340	9	33	-24	38,714	0	422	-422	5,389	916	935	-19	562,941	12,838
Tanzania	16-Mar-20	30,564	1,258	2,823	-1,565	740	3	3	0	297,169	4,975
Uganda	21-Mar-20	153,762	9,222	10,192	-970	3,339	37	27	10	98,693	204	282	-78	51,730	8,981	7,243	1,738	2,214,470	48,413



.....: 7-day moving average

North Africa

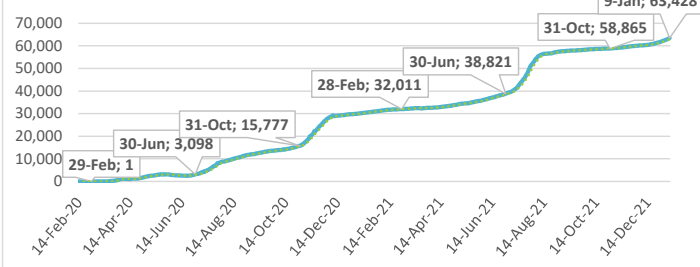
Highlights of the Covid-19 Situation in North Africa for the Week Ending January 9, 2022

- **As of Sunday, January 9, 2022, the number of total cases in the North Africa region reached 2,803,389.** Total number of Covid-19 tests conducted and tests per 1 million people, in the region, stand at 23,167,635 and 112,227 respectively. The region reported 70,202 new cases in the week, which is more than two times higher compared to the preceding week. The total number of deaths reported reached 75,553, of which 430 were new deaths during the week. The number of total recovered cases reached 2,549,914, of which 0.9% were newly recovered cases during the week. The total number of active cases stands at 177,922, indicating an increase of 46,326 cases during the week. The weekly increase in the number of active cases in the region is mainly attributable to Morocco followed by Tunisia.
- **Morocco accounted for 35.7% of the total cases reported in the region since the start of the pandemic and 50.3% of the new cases in the region during the week.** Mauritania has reported the lowest number of total cases in the region since the start of the pandemic which have accumulated to a total of 49,006 of which 81.1% are reported to have recovered.
- **The average case fatality rate (CFR) based on cumulative total cases and deaths as of January 9, 2022, for the region, stands at 2.7%. The highest CFR in the region was recorded in Egypt at 5.6% and the lowest in Libya and Morocco at 1.5%.**

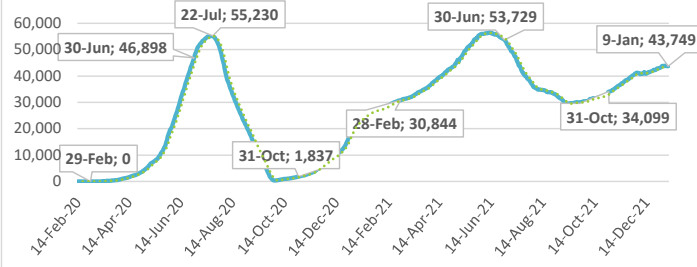
Summary of COVID-19 tracking in North Africa: Situation for the week ending 9 January 2022

	Date of first case	Cases				Deaths				Recovered				Active				Test	
		Total cases	New cases for the week of	New cases for the week of	Weekly change	Total deaths	New deaths for the week of	New deaths for the week of	Weekly change from Previous week	Total Recovered	New recovered for the week of	New recovered for the week of	Weekly change from Previous week	Active cases	New active for the week of	New active for the week of	Weekly change from Previous week	Total tests	Tests Per million People
			9 Jan.	2 Jan.			9 Jan.	2 Jan.			9 Jan.	2 Jan.			9 Jan.	2 Jan.			
North Africa	14-Feb-20	2,803,389	70,202	30,391	39,811	75,553	430	408	22	2,549,914	23,446	14,995	8,451	177,922	46,326	-48,892	95,218	23,167,635	112,227
Algeria	26-Feb-20	222,157	2,998	2,522	476	6,339	48	53	-5	152,390	1,835	1,570	265	63,428	1,115	2,758	-1,643	230,861	5,265
Egypt	14-Feb-20	392,857	5,698	5,816	-118	21,964	167	189	-22	327,144	5,576	4,369	1,207	43,749	-45	10,893	-10,938	5,702,623	55,725
Libya	25-Mar-20	393,447	3,797	4,252	-455	5,788	66	71	-5	380,434	3,466	3,462	4	7,225	265	-59,334	59,599	2,069,575	301,192
Mauritania	14-Mar-20	49,006	6,824	1,678	5,146	886	14	10	4	39,753	482	287	195	8,367	6,328	215	6,113	599,330	128,898
Morocco	5-Mar-20	1,002,084	35,307	10,658	24,649	14,911	56	27	29	951,405	9,847	3,853	5,994	35,768	25,404	-2,374	27,778	11,072,760	299,989
Tunisia	5-Mar-20	743,838	15,578	5,465	10,113	25,665	79	58	21	698,788	2,240	1,454	786	19,385	13,259	-1,050	14,309	3,492,486	295,507

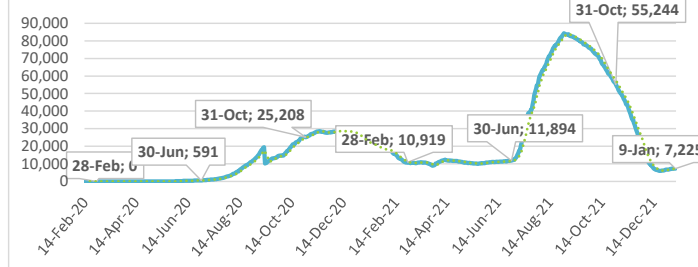
Algeria: Total Active Cases



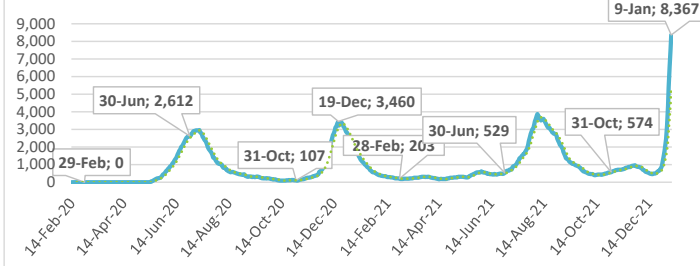
Egypt: Total Active Cases



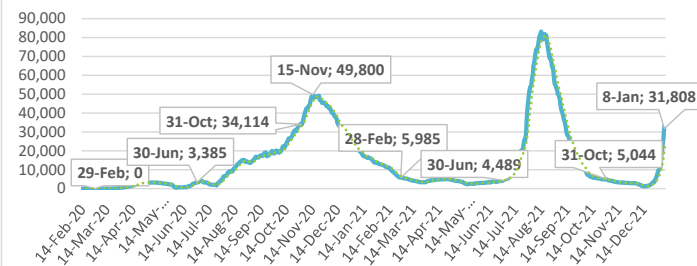
Libya: Total Active Cases



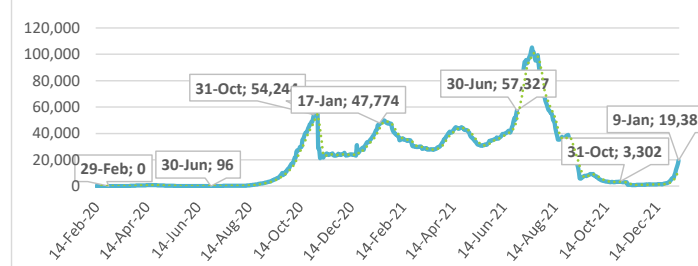
Mauritania: Total Active Cases



Morocco: Total Active Cases



Tunisia: Total Active Cases



.....: 7-day moving average

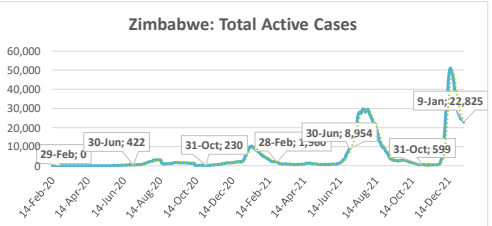
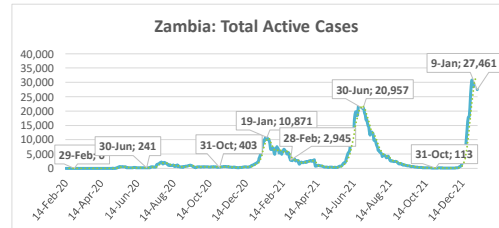
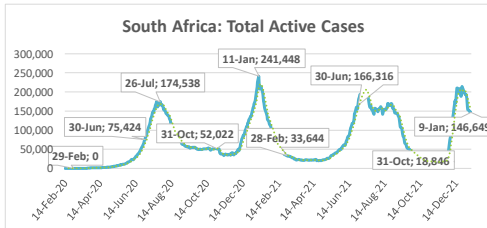
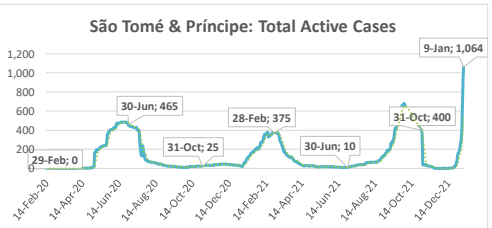
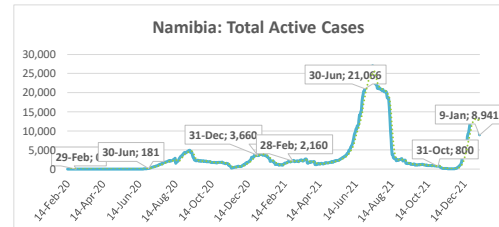
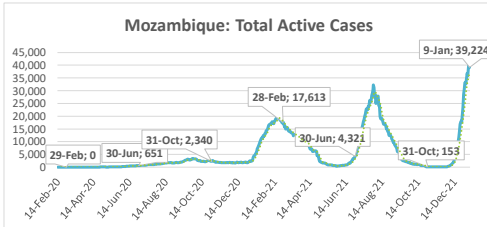
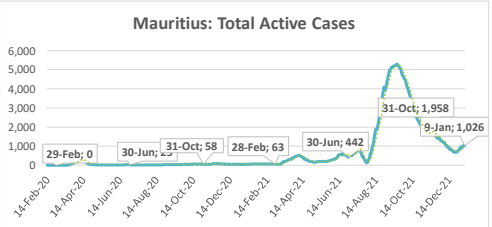
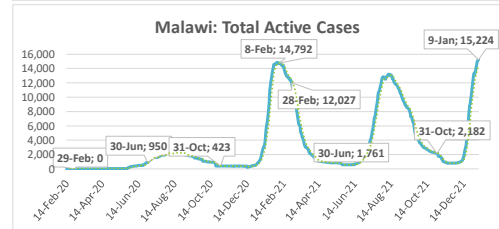
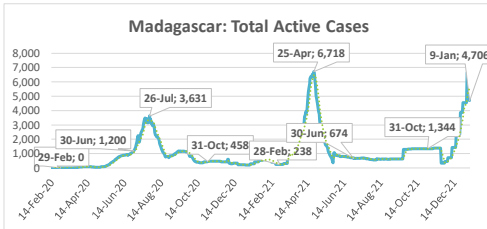
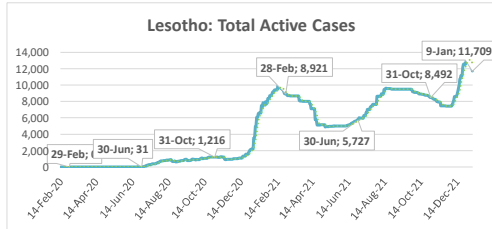
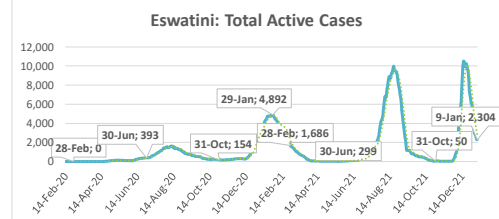
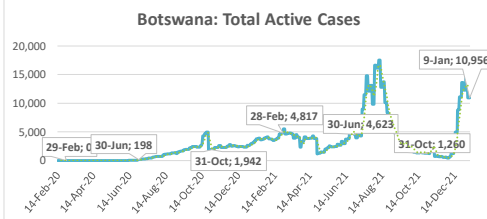
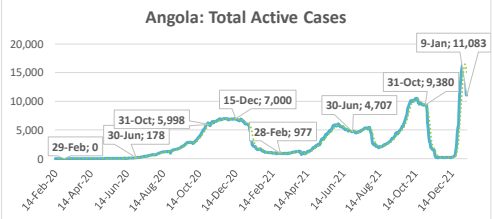
Southern Africa

Highlights of the Covid-19 Situation in Southern Africa for the Week Ending January 9, 2022

- **As of Sunday, January 9, 2022, the number of total cases in the Southern Africa region reached 4,975,042.** Total number of Covid-19 tests conducted and tests per 1 million people, in the region, stand at 33,907,735 and 159,054 respectively. The region reported 133,558 new cases in the week, which is 12.4% lower compared to the preceding week. The total number of deaths reported reached 117,909, of which 1,831 were new deaths during the week. The total number of recovered cases reached 4,553,961, of which 4.0% were newly recovered cases during the week. The total number of active cases stands at 303,172, indicating a decline of 48,170 cases in the week. The weekly decline in the number of active cases in the region is mainly attributable South Africa.
- **South Africa accounted for 70.9% of the total cases reported in the region since the start of the pandemic and 40.1% of the new cases in the region during the week.** São Tomé & Príncipe has the lowest number of total cases reported in the region at 4,892 of which 77.0% are reported to have recovered.
- **The average case fatality rate (CFR) based on cumulative total cases and deaths as of January 9, 2022, for the region, stands at 2.4%. The highest CFR in the region was reported in Mauritius at 3.2% and the lowest in Botswana at 1.1%.**

Summary of COVID-19 tracking in Southern Africa: Situation for the week ending 9 January 2022

	Date of first case	Cases				Deaths				Recovered				Active				Test	
		Total cases	New cases for the week of	New cases for the week of	Weekly change	Total deaths	New deaths for the week of	New deaths for the week of	Weekly change from Previous week	Total Recovered	New recovered for the week of	New recovered for the week of	Weekly change from Previous week	Active cases	New active for the week of	New active for the week of	Weekly change from Previous week	Total tests	Tests Per million People
			9 Jan.	2 Jan.			9 Jan.	2 Jan.			9 Jan.	2 Jan.			9 Jan.	2 Jan.			
Southern Africa	5-Mar-20	4,975,042	133,558	152,400	-18,842	117,909	1,831	797	1,034	4,553,961	179,897	148,017	31,880	303,172	-48,170	292,971	-341,141	33,907,735	159,054
Angola	27-Mar-20	89,718	6,798	11,168	-4,370	1,826	54	23	31	76,809	12,100	693	11,407	11,083	-5,356	-4,565	-791	1,308,344	39,808
Botswana	16-Mar-20	229,855	10,346	10,515	-169	2,475	31	17	14	216,424	11,613	9,332	2,281	10,956	-1,298	9,742	-11,040	2,026,898	861,913
Eswatini	14-Mar-20	67,294	1,008	1,843	-835	1,336	26	33	-7	63,654	2,828	5,883	-3,055	2,304	-1,846	8,005	-9,851	438,992	378,388
Lesotho	13-May-20	31,106	1,118	1,806	-688	683	10	8	2	18,714	2,505	1,265	1,240	11,709	-1,397	3,695	-5,092	356,637	166,478
Madagascar	20-Mar-20	54,101	3,822	689	3,133	1,117	90	0	90	48,278	3,570	0	3,570	4,706	162	2,519	-2,357	341,346	12,327
Malawi	2-Apr-20	79,987	3,921	5,059	-1,138	2,413	42	39	3	62,350	2,036	747	1,289	15,224	1,843	6,509	-4,666	503,137	26,301
Mauritius	18-Mar-20	24,051	449	394	55	762	0	0	0	22,263	311	191	120	1,026	138	2,177	-2,315	359,627	282,777
Mozambique	27-Mar-20	210,399	17,946	20,951	-3,005	2,085	66	51	15	169,090	11,906	5,879	6,027	39,224	5,974	17,240	-11,266	1,151,598	36,845
Namibia	14-Mar-20	152,390	2,912	3,841	-929	3,724	69	45	24	139,725	7,129	3,091	4,038	8,941	-4,286	11,612	-15,898	888,776	349,787
São Tomé & Príncipe	6-Apr-20	4,892	980	154	826	63	6	0	6	3,765	87	2	85	1,064	887	-484	1,371	29,036	132,488
South Africa	5-Mar-20	3,526,054	53,618	58,896	-5,278	92,453	1,225	414	811	3,286,952	89,432	85,061	4,371	146,649	-37,039	187,279	-224,318	21,553,366	363,410
Zambia	18-Mar-20	282,904	23,227	26,557	-3,330	3,812	69	41	28	251,631	25,350	14,808	10,542	27,461	-2,192	17,749	-19,941	3,056,874	166,279
Zimbabwe	25-Mar-20	222,291	7,413	10,527	-3,114	5,160	143	126	17	194,306	11,030	21,065	-10,035	22,825	-3,760	35,847	-39,607	1,893,104	127,371



.....: 7-day moving average

West Africa

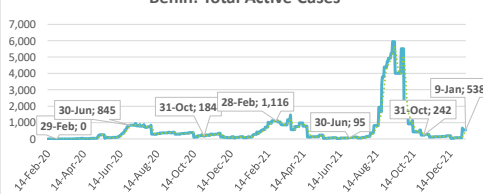
Highlights of the Covid-19 Situation in West Africa for the Week Ending January 9, 2022

- **As of Sunday, January 9, 2022, the number of total cases in the West Africa region reached 784,909.** Total number of Covid-19 tests conducted and tests per 1 million people, in the region, stand at 12,115,022 and 30,501 respectively. The region reported 40,035 new cases during the week, which is 14.3% higher compared to the new cases reported in the preceding week. The total number of deaths reported reached 10,398, of which 131 were new deaths during the week. The number of total recovered cases reached 696,989, of which 3.4% were newly recovered cases during the week. The total number of active cases stands at 77,522, indicating an increase of 15,919 cases in the week. The weekly increase in the number of active cases in the region is mainly attributable to Senegal, Mali, Cabo Verde and Togo.
- **Nigeria accounted for 31.6% of the total cases reported in the West region since the start of the pandemic, while Cabo Verde accounted for 18.6% of the new cases in the region during the week.** Guinea-Bissau has the lowest number of total cases in the region since the start of the pandemic with a total of 6,694 of which 94.2% are reported to have recovered.
- **The average case fatality rate (CFR) based on cumulative total cases and deaths as of January 9, 2022, for the region, stands at 1.3%. The highest CFR in the region was reported in Liberia at 4.2% and the lowest in Benin at 0.6%.**

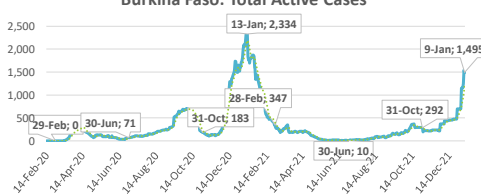
Summary of COVID-19 tracking in West Africa: Situation for the week ending 9 January 2022

	Date of first case	Cases				Deaths				Recovered				Active				Test	
		Total cases	New cases for the week of	New cases for the week of	Weekly change	Total deaths	New deaths for the week of	New deaths for the week of	Weekly change from Previous week	Total Recovered	New recovered for the week of	New recovered for the week of	Weekly change from Previous week	Active cases	New active for the week of	New active for the week of	Weekly change from Previous week	Total tests	Tests Per million People
			9 Jan.	2 Jan.			9 Jan.	2 Jan.			9 Jan.	2 Jan.			9 Jan.	2 Jan.			
West Africa	28-Feb-20	784,909	40,035	35,028	5,007	10,398	131	80	51	696,989	23,985	8,838	15,147	77,522	15,919	16,853	-934	12,115,022	30,501
Benin	16-Mar-20	25,522	587	0	587	161	0	0	0	24,823	118	0	118	538	469	-359	828	604,310	49,847
Burkina Faso	9-Mar-20	19,636	2,004	592	1,412	333	15	1	14	17,808	1,189	369	820	1,495	800	106	694	281,646	13,474
Cabo Verde	20-Mar-20	50,250	7,439	3,739	3,700	361	9	0	9	43,628	5,291	166	5,125	6,261	2,139	137	2,002	394,669	709,853
Côte d'Ivoire	11-Mar-20	77,449	5,097	7,923	-2,826	735	15	13	2	67,260	4,743	1,234	3,509	9,454	339	1,530	-1,191	1,283,889	48,672
Gambia, The	18-Mar-20	10,792	622	83	539	343	1	0	1	9,798	97	13	84	651	524	50	474	134,404	55,615
Ghana	12-Mar-20	150,874	5,822	8,616	-2,794	1,325	22	29	-7	136,542	4,305	2,187	2,118	13,007	1,495	2,584	-1,089	2,158,619	69,469
Guinea	13-Mar-20	34,673	2,002	1,554	448	400	9	2	7	30,718	796	119	677	3,555	1,197	-29	1,226	587,718	44,752
Guinea-Bissau	27-Mar-20	6,694	210	18	192	149	0	0	0	6,306	4	3	1	239	206	-575	781	112,880	57,358
Liberia	16-Mar-20	6,851	573	349	224	287	0	0	0	5,747	212	0	212	817	361	48	313	139,824	27,646
Mali	25-Mar-20	25,197	3,648	1,470	2,178	672	4	14	-10	20,193	1,339	893	446	4,332	2,305	880	1,425	555,028	27,408
Niger	20-Mar-20	8,006	531	204	327	280	4	2	2	7,157	228	48	180	569	299	8	291	207,933	8,590
Nigeria	28-Feb-20	248,312	4,862	5,889	-1,027	3,077	38	17	21	218,997	3,645	2,802	843	26,238	1,179	12,671	-11,492	3,823,309	18,547
Senegal	2-Mar-20	79,290	3,619	1,259	2,360	1,898	8	0	8	73,882	1,134	431	703	3,510	2,477	180	2,297	939,339	56,100
Sierra Leone	31-Mar-20	7,448	269	435	-166	124	1	0	1	7,324	268	435	-167	0	0	-1,882	1,882	259,958	32,589
Togo	6-Mar-20	33,915	2,750	2,897	-147	253	5	2	3	26,806	616	138	478	6,856	2,129	1,504	625	631,496	76,279

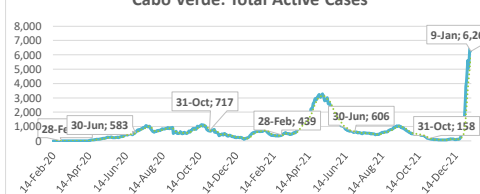
Benin: Total Active Cases



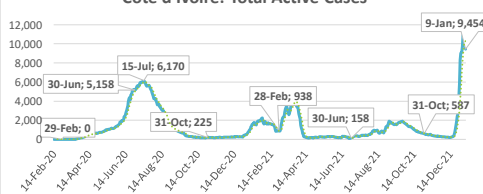
Burkina Faso: Total Active Cases



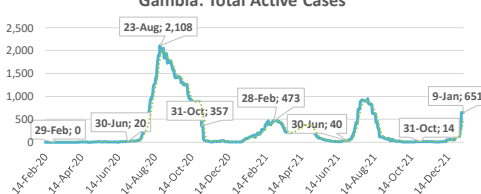
Cabo Verde: Total Active Cases



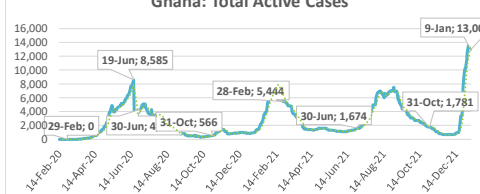
Côte d'Ivoire: Total Active Cases



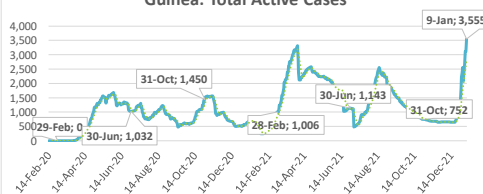
Gambia: Total Active Cases



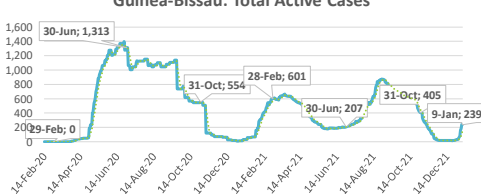
Ghana: Total Active Cases



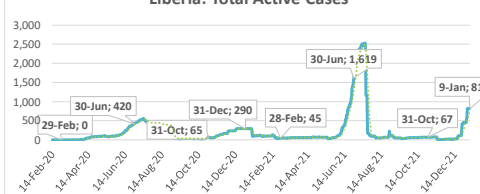
Guinea: Total Active Cases



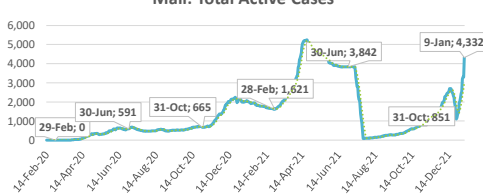
Guinea-Bissau: Total Active Cases



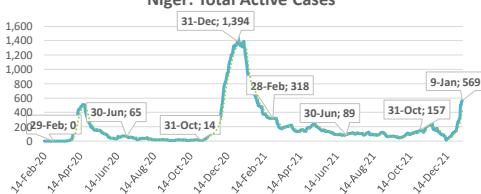
Liberia: Total Active Cases



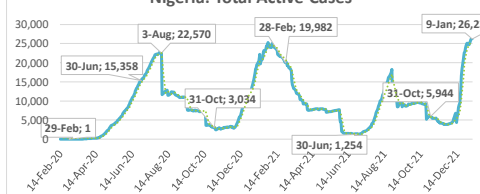
Mali: Total Active Cases



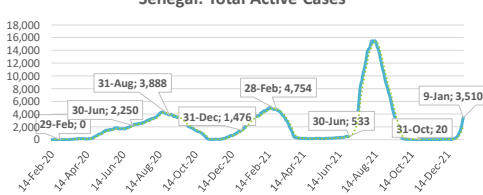
Niger: Total Active Cases



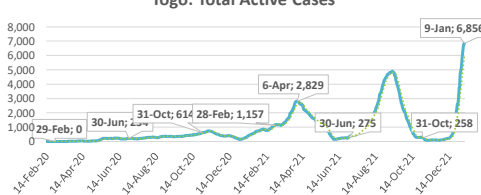
Nigeria: Total Active Cases



Senegal: Total Active Cases



Togo: Total Active Cases



.....: 7-day moving average