



## AFRICAN DEVELOPMENT BANK GROUP

---

### Weekly Data Flash on Covid-19 in Africa<sup>1</sup>:

*The situation as of Sunday, January 16, 2022*

Statistics Department (ECST)

---

<sup>1</sup> This briefing note has been prepared by Roza Mamuye Bora, Senior Statistician; Anouar Chaouch, Statistician; Soumaila Karambiri, Statistical Assistant; Regis Hauhouot Stephane, Statistical Assistant and Desire Lakpa Guy, Statistical Assistant; and Robert Maate, Chief Statistician under the supervision of Louis Kouakou, Division Manager ECST.1

# Contents

	Page
Highlights of the Covid-19 Situation in Africa as of January 16, 2022	1
Data Annexes: Africa	4
Highlights of the Covid-19 Situation in Central Africa as of January 16, 2022	6
Data Annexes: Central Africa	8
Highlights of the Covid-19 Situation in East Africa as of January 16, 2022	9
Data Annexes: East Africa	11
Highlights of the Covid-19 Situation in North Africa as of January 16, 2022	12
Data Annexes: North Africa	14
Highlights of the Covid-19 Situation in Southern Africa as of January 16, 2022	15
Data Annexes: Southern Africa	17
Highlights of the Covid-19 Situation in West Africa as of January 16, 2022	18
Data Annexes: West Africa	20

# Highlights of the Covid-19 Situation in Africa for the Week Ending January 16, 2022

## *Vaccinations: Status Update*

- **In the week ending January 16, 2022, over 252.3 million new Covid-19 vaccinations were administered globally, leading to an accumulated total of more than 9.7 billion since the start of the program.** In terms of the geographical distribution, China accounts for 30.2% of the total number of Covid-19 vaccinations administered to date, followed by India at 16.5% and USA at 5.4%.
- **The number of African countries with data on Covid-19 vaccinations stands at 51.** As of January 16, 2022, a total of 332,403,915<sup>1</sup> vaccinations had been administered in Africa, which represents 3.4% of total global vaccinations. Egypt accounts for 17.7% of the vaccinations carried out in Africa to date, followed by Morocco (15.4%) and South Africa (8.7%). As of January 16, 2022, 10.0% of Africa's population has completed<sup>2</sup> vaccination and 15.3% have received at least one dose of vaccine.

## *Covid-19 Testing in Africa*

- **As of Sunday, January 16, 2022, nearly 93.2million tests for Covid-19 had been administered in Africa.** Nine countries collectively account for 65.8% of the tests conducted in Africa as of January 16, 2022 namely, South Africa (23.4%), Morocco (12.1%), Egypt (6.3%), Rwanda (4.6%), Ethiopia (4.6%), Nigeria (4.2%), Tunisia (3.9%), Kenya (3.4%) and Zambia (3.3%).
- **The average number of tests per 1 million people in Africa as of January 16, 2022 stands at 69,604.** Botswana continues to lead on this indicator with 863,940 tests per 1 million people, followed by Cabo Verde (721,208), Gabon (681,679), Eswatini (383,690), South Africa (367,523) and Namibia (354,802).

## *Confirmed, New and Active Global Covid-19 Cases*

- **Globally, the total number of confirmed Covid-19 cases since the start of the pandemic reached 327,786,993, of which 81.4% have recovered.** The majority cases (31.7%) occurred in Europe, followed by Asia (27.5%), North America (23.9%), South America (13.1%) and Africa (3.2%).
- A new variant of Covid-19, designated by WHO as B.1.1.529 (omicron), was identified in the last week of November 2021. Studies are underway globally to understand various aspects of the variant. Daily and weekly cases have been increasing more rapidly globally since the new variant was detected.

---

<sup>1</sup> The total vaccination figures indicate the total number of vaccines administered including both vaccinations completed and at least one dose.

<sup>2</sup> Completed vaccination refers to population that has taken the minimum required doses of vaccination depending on the type of vaccine.

- **The number of new cases reported globally in the review week amounted to 20,646,218,** indicating a 21.6% increase compared to the new cases recorded in the preceding week.
- **The number of global deaths due to Covid-19 reached 5,539,105, of which 50,507 were recorded in the week ending January 16, 2022.** This was 11.9% higher than the number of deaths recorded in the previous week. The number of global active cases increased by 11,452,289 cases in the week under review making a total of 55,497,129 as of January 16, 2022.
- **Africa makes 3.2% of the total global cases, 4.2% of deaths, 3.5% of recovered cases and 1.6% of active cases as of January 16, 2022, as detailed below.**

### *Confirmed, New and Active Covid-19 Cases in Africa*

- **As of January 16, 2022, the total number of confirmed cases in Africa reached 10,344,229<sup>3</sup>,** 64.1% of which were in six countries, namely South Africa (34.4%), Morocco (10.1%), Tunisia (7.5%), Ethiopia (4.4%), Egypt (3.9%) and Libya (3.8%). The five countries with the lowest total number of reported cases were São Tomé & Príncipe, Chad, Guinea-Bissau, Liberia, and Sierra Leone, with cases ranging between 5,525 in São Tomé & Príncipe and 7,542 in Sierra Leone. These five countries collectively account for 0.3% of the confirmed cases in Africa. Considering population size, Seychelles, Botswana, Cabo Verde, Tunisia and Namibia are the five countries with the highest number of confirmed cases per million people with rates ranging from 313,220 in Seychelles to 59,109 in Namibia.
- **In the week under review, a total of 251,303 new cases were reported in Africa,** which is 20.0% lower than the new cases recorded the previous week. These new cases in Africa account for 1.2% of the weekly new cases recorded globally. The North Africa region accounted for 41.6% of the weekly new cases in Africa, followed by Southern Africa (31.4%), East Africa (15.5%), West Africa (8.9%) and Central Africa (2.5%).
- **The total number of active cases in Africa declined by 27,624 cases to 873,009 in the week under review.** Currently, six countries collectively account for 48.9% of the active cases in Africa, namely South Africa (10.9%), Rwanda (9.0%), Ethiopia (8.8%), Algeria (7.4%), Morocco (6.4%) and Uganda (6.4%).
- **From a regional perspective, all regions except Southern Africa and West Africa recorded increases in active cases during the week.**

### *Deaths and the Case Fatality Rates in Africa*

- **As of January 16, 2022, a total of 233,758 deaths had been reported in Africa since the start of the pandemic,** of which 51.0% were in Southern Africa, 32.5% in North Africa, 10.1% in East Africa, 4.5% in West Africa and 1.8% in Central Africa. The five countries with the highest number of reported deaths due to Covid-19 since the start of the pandemic are South Africa, Tunisia, Egypt, Morocco and Ethiopia, ranging between 93,364 in South Africa and 7,147 in

---

<sup>3</sup> Somalia and Tanzania have not released new data for this week.

Ethiopia. A total of 2,353 new deaths were reported in Africa in the week under review, which is a decline of 10.7% compared to the preceding week.

- **The case fatality rate (CFR), i.e. deaths per confirmed cases for Africa, stands at 2.3%, which is higher than the global CFR rate of 1.7%.** Regionally, West Africa has the lowest CFR at 1.3%, followed by Central Africa at 1.4%, East Africa at 1.8%, Southern Africa at 2.4% North Africa at 2.6%. As of January 16, 2022, fifteen African countries recorded CFRs higher than the African average with the highest in Sudan at 6.6%, followed by Egypt (5.5%), Somalia (5.5%), Liberia (4.0%), Niger (3.5%), Tunisia (3.3%), The Gambia (3.1%), Mauritius (3.1%), Malawi (3.0%), Chad (2.8%), Algeria (2.8%), South Africa (2.6%), Namibia (2.5%) Mali (2.4%), and Tanzania (2.4%).

### *Recovery Rates in Africa*

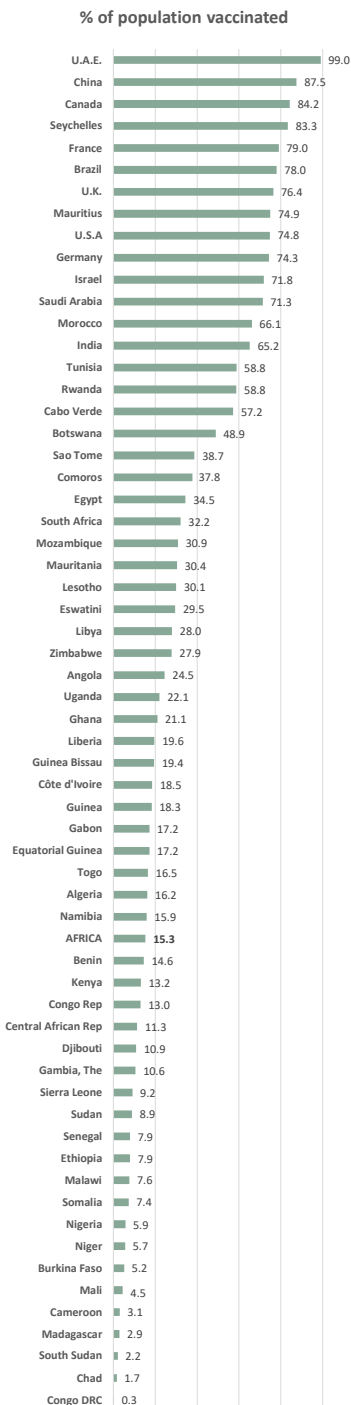
- **As of January 16, 2022, the number of recovered cases in Africa reached 9,207,638, representing 89.0% of its total confirmed cases<sup>4</sup>.** Regionally, the recovery rates stand at 93.3% for Southern Africa, 90.5% for West Africa, 89.3% for North Africa, 81.5% for Central Africa and 72.3% for East Africa. In the week under review, 276,574 newly recovered cases were reported.

---

<sup>4</sup> Burundi has not been publishing new data on recovered cases and deaths since 6 January 21.

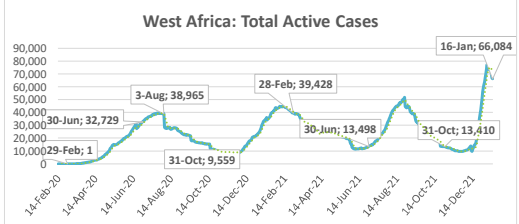
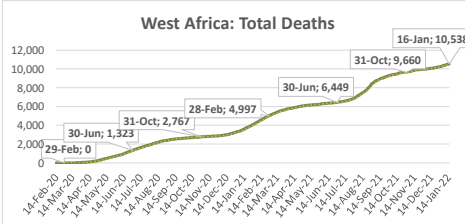
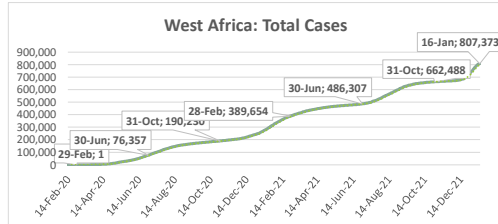
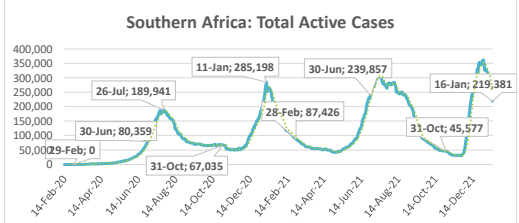
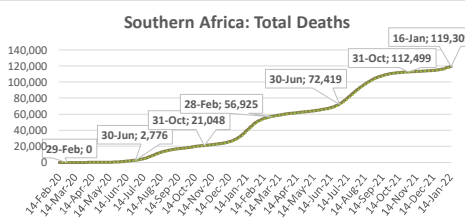
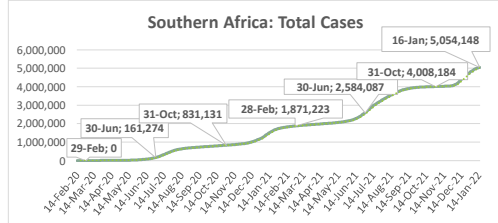
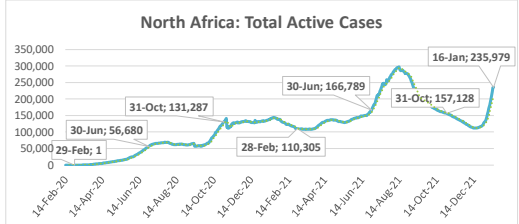
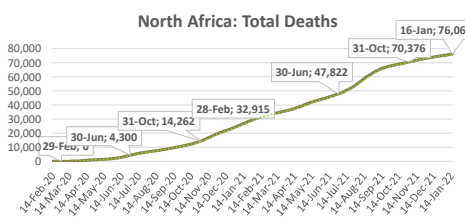
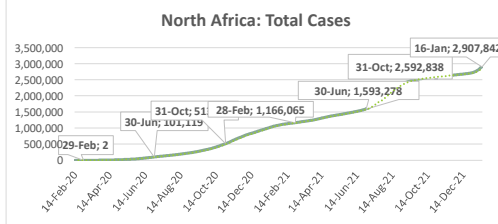
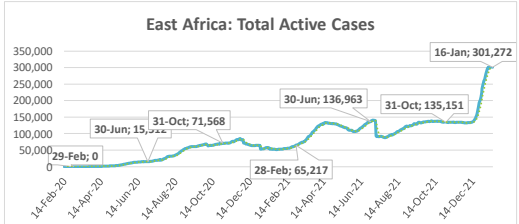
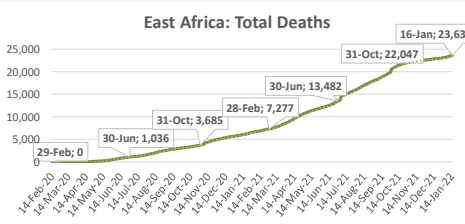
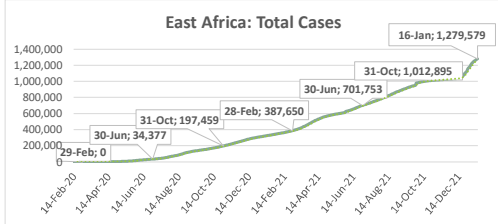
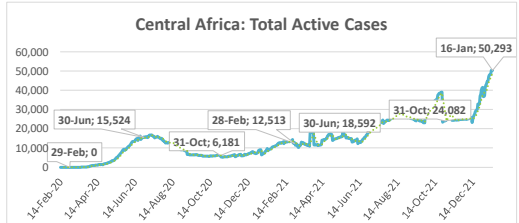
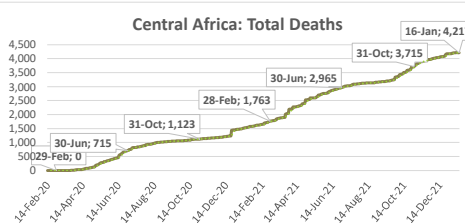
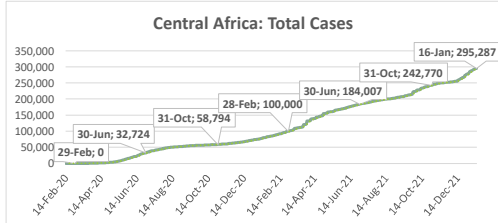
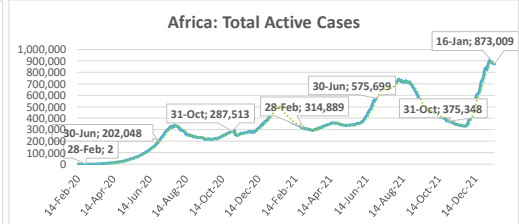
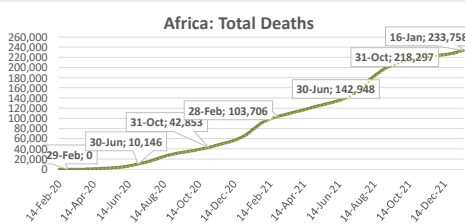
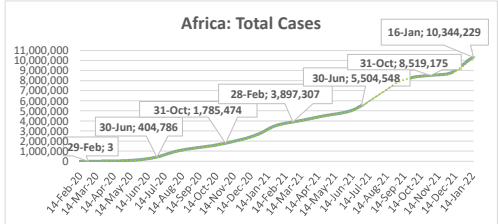
Status of Vaccinations Administered in Africa and Selected Global Countries for the Week Ending 16 January 2022						
	Vaccinations					
	Total vaccinations	% of population vaccinated (at least one dose)	% of population vaccinated completed (2 doses)*	New vaccinations for the week of	New vaccinations for the week of	Weekly change
				16 Jan.	9 Jan.	
<b>World</b>	<b>9,703,288,272</b>	<b>43.0</b>	<b>32.5</b>	<b>252,344,644</b>	<b>246,520,750</b>	<b>5,823,894</b>
<b>AFRICA</b>	<b>332,403,915</b>	<b>15.3</b>	<b>10.0</b>	<b>11,339,687</b>	<b>15,061,314</b>	<b>-3,721,627</b>
Algeria	12,906,358	16.2	12.9	361,002	0	361,002
Angola	12,690,132	24.5	12.7	893,091	181,897	711,194
Benin	1,897,214	14.6	11.4	0	123,622	-123,622
Botswana	2,210,690	48.9	43.4	4,378	8,366	-3,988
Burkina Faso	1,192,663	5.2	3.4	0	139,333	-139,333
Cabo Verde	611,615	57.2	47.7	40,485	0	40,485
Cameroon	1,024,333	3.1	2.4	4,326	33,726	-29,400
Central African Rep	902,347	11.3	7.0	46,572	60,145	-13,573
Chad	381,189	1.7	0.6	14,604	0	14,604
Comoros	581,547	37.8	27.7	0	0	0
Congo DRC	386,592	0.3	0.2	53,003	42,303	10,700
Congo Rep	1,295,601	13.0	9.9	0	0	0
Côte d'Ivoire	7,359,678	18.5	8.2	246,445	2,300,998	-2,054,553
Djibouti	207,952	10.9	9.9	1,132	6,511	-5,379
Egypt	58,836,189	34.5	22.6	1,347,891	4,669,108	-3,321,217
Equatorial Guinea	453,502	17.2	14.1	836	0	836
Eswatini	427,073	29.5	26.9	16,060	11,397	4,663
Ethiopia	10,958,934	7.9	1.4	2,803	41,798	-38,995
Gabon	566,021	17.2	7.6	0	0	0
Gambia, The	294,698	10.6	10.0	13,901	4,521	9,380
Ghana	9,600,792	21.1	9.2	752,620	1,092,941	-340,321
Guinea	3,421,681	18.3	9.6	12,384	556,079	-543,695
Guinea Bissau	415,196	19.4	1.2	1,022	236	786
Kenya	10,974,305	13.2	8.5	380,667	472,375	-91,708
Lesotho	688,097	30.1	29.7	0	0	0
Liberia	1,146,910	19.6	19.0	0	266,597	-266,597
Libya	2,875,173	28.0	13.3	122,783	72,516	50,267
Madagascar	971,426	2.9	2.7	0	0	0
Malawi	1,847,917	7.6	3.8	31,625	38,430	-6,805
Mali	1,488,256	4.5	2.6	291,315	139,288	152,027
Mauritania	2,446,808	30.4	20.3	0	509,582	-509,582
Mauritius	2,077,156	74.9	71.9	26,153	12,622	13,531
Morocco	51,321,365	66.1	61.8	723,075	332,710	390,365
Mozambique	17,710,506	30.9	24.2	2,230,093	761,631	1,468,462
Namibia	759,685	15.9	13.5	10,061	4,466	5,595
Niger	1,778,173	5.7	4.0	61,231	0	61,231
Nigeria	17,575,151	5.9	2.3	2,090,008	1,243,593	846,415
Rwanda	13,892,895	58.8	42.8	445,154	314,948	130,206
Sao Tome	137,612	38.7	22.9	0	0	0
Senegal	2,360,122	7.9	5.8	0	64,208	-64,208
Seychelles	183,472	83.3	79.1	0	0	0
Sierra Leone	923,880	9.2	4.7	0	0	0
Somalia	1,504,914	7.4	5.0	0	0	0
South Africa	28,903,010	32.2	27.0	573,222	351,958	221,264
South Sudan	288,900	2.2	1.8	20,260	0	20,260
Sudan	5,251,235	8.9	2.8	0	0	0
Togo	2,446,683	16.5	12.3	33,064	36,220	-3,156
Tunisia	12,535,903	58.8	50.9	125,034	204,990	-79,956
Uganda	12,220,106	22.1	3.8	134,678	708,361	-573,683
Zambia	2,039,439	7.6	7.6	142,797	166,477	-23,680
Zimbabwe	7,432,819	27.9	21.4	85,912	87,361	-1,449
<b>Americas</b>						
Brazil	340,281,915	78.0	68.0	6,654,040	2,335,616	4,318,424
Canada	73,761,237	84.2	77.9	2,528,831	2,476,195	52,636
U.S.A	526,898,876	74.8	62.3	7,563,454	11,677,442	-4,113,988
<b>Asia</b>						
China	2,933,485,000	87.5	84.5	39,307,000	52,909,000	-13,602,000
India	1,601,725,835	65.2	46.9	82,159,015	62,325,369	19,833,646
<b>Europe</b>						
France	131,169,064	79.0	74.9	4,432,654	3,179,031	1,253,623
Germany	157,883,798	74.3	72.0	4,649,004	3,764,951	884,053
Israel	17,596,959	71.8	64.7	660,469	174,746	485,723
U.K.	136,392,116	76.4	70.2	1,264,151	2,015,254	-751,103
<b>Middle East</b>						
Saudi Arabia	53,974,447	71.3	66.4	1,286,929	1,427,417	-140,488
U.A.E.	23,090,649	99.0	92.0	208,845	183,385	25,460

\*: % of population vaccinated completed: Indicates the population that has taken the minimum required doses to complete vaccination depending on the type of vaccine



Summary of COVID-19 tracking in Africa: Situation for the week ending 16 January 2022

	Date of first case	Cases				Deaths				Recovered				Active				Test	
		Total cases	New cases for the week of	New cases for the week of	Weekly change from Previous week	Total deaths	New deaths for the week of	New deaths for the week of	Weekly change from Previous week	Total Recovered	New recovered for the week of	New recovered for the week of	Weekly change from Previous week	Active cases	New active for the week of	New active for the week of	Weekly change from Previous week	Total tests	Tests Per million People
		16 Jan.	9 Jan.	16 Jan.	9 Jan.	16 Jan.	9 Jan.	16 Jan.	9 Jan.	16 Jan.	9 Jan.	16 Jan.	9 Jan.	16 Jan.	9 Jan.	16 Jan.	9 Jan.	16 Jan.	9 Jan.
World	31-Dec-19	327,786,993	20,646,218	16,981,611	3,664,607	5,539,105	50,507	45,144	5,363	266,750,759	9,143,422	4,835,876	4,307,546	55,497,129	11,452,289	14,054,630	-2,602,341	4,904,196,890	629,163
Africa	14-Feb-20	10,344,229	251,303	314,129	-62,826	233,758	2,353	2,636	-283	9,207,638	276,574	251,259	25,315	873,009	-27,624	430,517	-458,141	93,187,254	69,604
Central Africa	6-Mar-20	295,287	6,350	10,834	-4,484	4,217	14	32	-18	240,777	1,119	2,397	-1,278	50,293	5,217	1,831	3,386	5,604,034	38,250
East Africa	13-Mar-20	1,279,579	39,065	59,365	-20,300	23,632	290	212	78	924,851	34,863	20,980	13,883	301,272	3,912	123,070	-119,158	17,168,111	45,722
North Africa	14-Feb-20	2,907,842	104,453	70,202	34,251	76,062	509	430	79	2,595,801	45,883	23,450	22,433	235,979	58,061	-33,904	91,965	23,665,194	114,637
Southern Africa	5-Mar-20	5,054,148	78,971	133,693	-54,722	119,309	1,400	1,831	-431	4,715,458	160,947	180,447	-19,500	219,381	-83,376	296,557	-379,933	34,358,302	161,167
West Africa	28-Feb-20	807,373	22,464	40,035	-17,571	10,538	140	131	9	730,751	33,762	23,985	9,777	66,084	-11,438	42,963	-54,401	12,391,613	31,197



..... 7-day moving average

---

---

# Central Africa

---

---

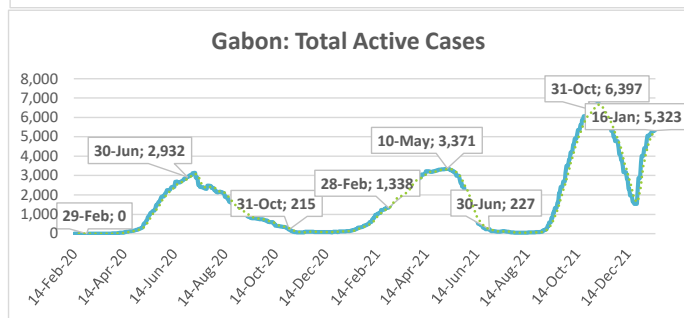
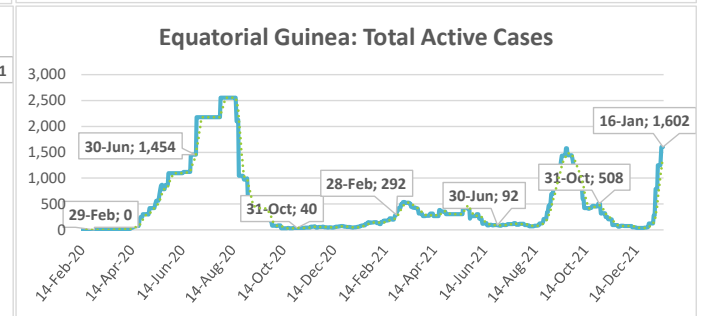
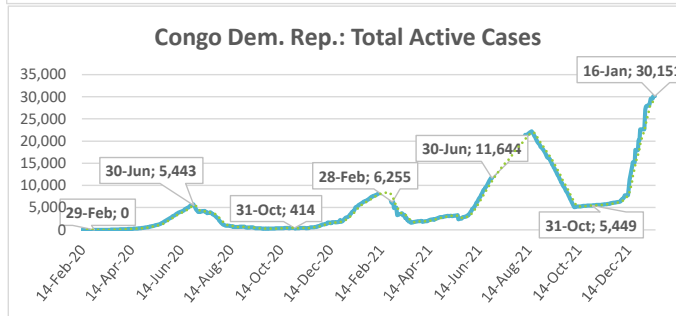
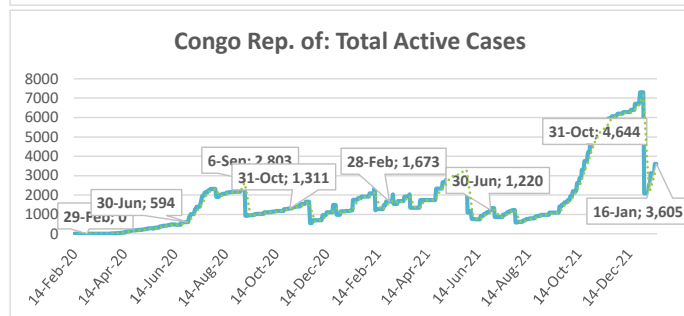
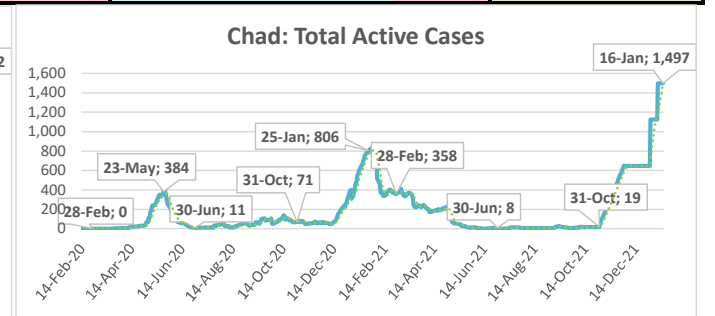
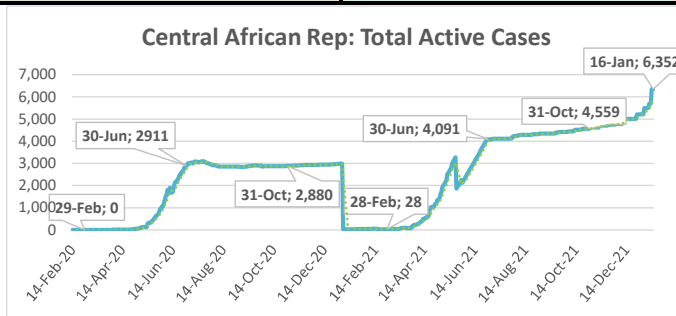
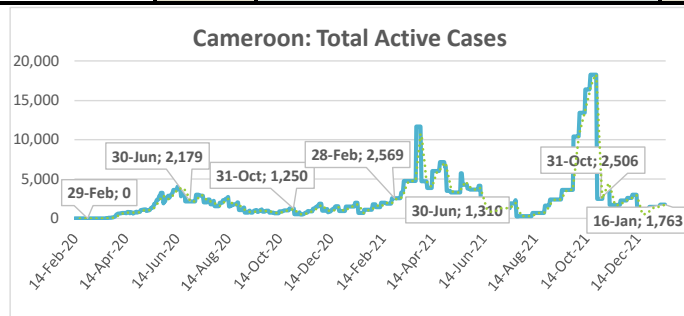


## **Highlights of the Covid-19 Situation in Central Africa for the Week Ending January 16, 2022**

- **As of Sunday, January 16, 2022, the number of reported total cases in the Central Africa region reached 295,287.** Total number of Covid-19 tests conducted and tests per 1 million people, in the region, stand at 5,604,034 and 38,250 respectively. The region reported 6,350 new cases during the week, which is a 41.4% decline compared to the preceding week. The total number of deaths reported since the start of the pandemic reached 4,217, of which 14 were new deaths during the week. The number of total recovered cases reached 240,777, of which 0.5% were newly recovered cases recorded during the week. The total number of active cases stands at 50,293, indicating an increase of 5,217 cases during the week. The weekly increase in the number of active cases in the region is mainly attributable to the Democratic Republic of Congo (DRC) followed by Central Africa Republic and Equatorial Guinea.
- **Cameroon accounted for 37.1% of the total cases reported in the region since the start of the pandemic, while the Democratic Republic of Congo (DRC) accounted for 33.6% of the new cases reported during the week.** Chad has recorded the lowest number of total cases in the Central region since the start of the pandemic at 6,556 of which 74.3% are reported to have recovered.
- **The average case fatality rate (CFR) based on cumulative total cases and deaths as of January 16, 2022, for the region, stands at 1.4%. The highest CFR in the region was reported in Chad at 2.8% and the lowest in Gabon at 0.7%.**

# Summary of COVID-19 tracking in Central Africa: Situation for the week ending 16 January 2022

	Date of first case	Cases				Deaths				Recovered				Active				Test	
		Total cases	New cases for the week of	New cases for the week of	Weekly change	Total deaths	New deaths for the week of	New deaths for the week of	Weekly change from Previous week	Total Recovered	New recovered for the week of	New recovered for the week of	Weekly change from Previous week	Active cases	New active for the week of	New active for the week of	Weekly change from Previous week	Total tests	Tests Per million People
			16 Jan.	9 Jan.			16 Jan.	9 Jan.			16 Jan.	9 Jan.			16 Jan.	9 Jan.			
Central Africa	6-Mar-20	295,287	6,350	10,834	-4,484	4,217	14	32	-18	240,777	1,119	2,397	-1,278	50,293	5,217	1,831	3,386	5,604,034	38,250
Cameroon	6-Mar-20	109,666	299	0	299	1,853	2	0	2	106,050	0	0	0	1,763	297	-14,953	15,250	2,310,313	87,031
Central African Rep.	15-Mar-20	13,319	865	291	574	108	7	0	7	6,859	0	0	0	6,352	858	693	165	79,140	16,386
Chad	19-Mar-20	6,556	373	0	373	185	1	0	1	4,874	0	0	0	1,497	372	1,106	-734	191,341	11,649
Congo Rep. of	15-Mar-20	22,969	551	2,329	-1,778	371	1	3	-2	18,993	68	1,286	-1,218	3,605	482	-788	1,270	328,562	59,543
Congo Dem. Rep.	10-Mar-20	82,306	2,131	5,382	-3,251	1,225	0	20	-20	50,930	0	0	0	30,151	2,131	17,408	-15,277	904,005	10,094
Equatorial Guinea	14-Mar-20	15,319	918	691	227	178	1	2	-1	13,539	109	20	89	1,602	808	-296	1,104	273,437	194,897
Gabon	12-Mar-20	45,152	1,213	2,141	-928	297	2	7	-5	39,532	942	1,091	-149	5,323	269	-1,339	1,608	1,517,236	681,679



.....: 7-day moving average

---

---

# **East Africa**

---

---

## **Highlights of the Covid-19 Situation in East Africa for the Week Ending January 16, 2022**

- **As of Sunday, January 16, 2022, the number of total cases in the East Africa region reached 1,279,579.** Total number of Covid-19 tests conducted and tests per 1 million people, in the region, stand at 17,168,111 and 45,722 respectively. The region reported 39,065 new cases in the week, which is a 34.2% decline compared to the preceding week. The total number of deaths reported reached 23,632, of which 290 were new deaths during the week. The number of total recovered cases reached 924,851<sup>1</sup>, of which 3.8% were newly recovered cases during the week. The total number of active cases stands at 301,272, indicating an increase of 3,912 cases in the week. The weekly increase in the number of active cases in the region is mainly attributable to Rwanda followed by Seychelles and Ethiopia.
- **Ethiopia accounted for 35.7% of the total cases reported in the region since the start of the pandemic and 33.8% of the new cases reported in the region during the week.** Comoros has reported the lowest number of total cases in the region since the start of the pandemic at 7,756 of which 90.0% are reported to have recovered.
- **The average case fatality rate (CFR) based on cumulative total cases and deaths as of January 16, 2022, for the region, stands at 1.8%. The highest CFR in the region was reported in Sudan at 6.6% and the lowest in Seychelles at 0.4%.**

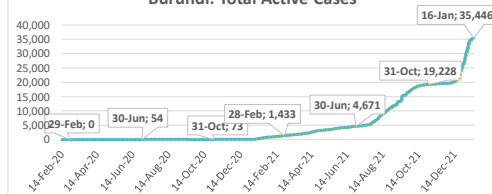
---

<sup>1</sup> Burundi has not been publishing new data on recovered cases and deaths since 6 January 21, hence is excluded from CFR comparison.

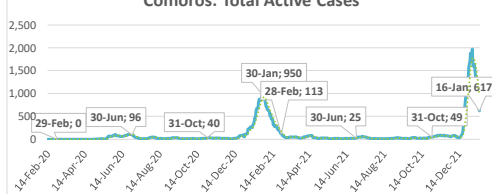
# Summary of COVID-19 tracking in East Africa: Situation for the week ending 16 January 2022

	Date of first case	Cases				Deaths				Recovered				Active				Test	
		Total cases	New cases for the week of	New cases for the week of	Weekly change	Total deaths	New deaths for the week of	New deaths for the week of	Weekly change from Previous week	Total Recovered	New recovered for the week of	New recovered for the week of	Weekly change from Previous week	Active cases	active for the week of	New active for the week of	Weekly change from Previous week	Total tests	Tests Per million People
		16 Jan.	9 Jan.	16 Jan.	9 Jan.	16 Jan.	9 Jan.	16 Jan.	9 Jan.	16 Jan.	9 Jan.	16 Jan.	9 Jan.	16 Jan.	9 Jan.	16 Jan.	9 Jan.	16 Jan.	9 Jan.
East Africa	13-Mar-20	1,279,579	39,065	59,365	-20,300	23,632	290	212	78	924,851	34,863	20,980	13,883	301,272	3,912	123,070	-119,158	17,168,111	45,722
Burundi	31-Mar-20	36,257	1,535	4,815	-3,280	38	0	0	0	773	0	0	0	35,446	1,535	10,247	-8,712	1,296,852	109,064
Comoros	2-May-20	7,756	162	759	-597	159	1	0	-1	6,980	1,063	1,117	-54	617	-902	1,854	-2,756	6,227	7,161
Djibouti	18-Mar-20	14,900	723	492	231	189	0	0	0	14,119	589	130	459	592	134	-60	194	267,062	270,306
Eritrea	21-Mar-20	8,910	575	286	289	87	5	6	-1	8,326	365	188	177	497	205	148	57	23,693	6,681
Ethiopia	13-Mar-20	457,322	13,198	17,468	-4,270	7,147	117	72	45	373,622	10,169	7,946	2,223	76,553	2,912	40,123	-37,211	4,255,823	37,019
Kenya	13-Mar-20	317,634	6,096	13,029	-6,933	5,488	42	62	-20	284,727	19,765	10,847	8,918	27,419	13,711	37,454	-51,165	3,147,823	58,541
Rwanda	14-Mar-20	125,166	4,182	7,402	-3,220	1,408	33	20	13	45,522	0	0	0	78,236	4,149	14,379	-10,230	4,311,847	332,904
Seychelles	15-Mar-20	31,098	4,130	2,180	1,950	136	2	0	-2	25,416	1,069	314	755	5,546	3,059	337	2,722	21,504	218,654
Somalia	16-Mar-20	24,261	0	729	-729	1,335	0	2	-2	13,182	0	234	-234	9,744	0	-1,281	1,281	400,466	25,197
South Sudan	5-Apr-20	16,489	447	800	-353	136	0	1	-1	12,934	0	0	0	3,419	447	1,845	-1,398	310,727	27,759
Sudan	13-Mar-20	50,984	3,541	925	2,616	3,358	18	9	-9	40,329	1,615	0	1,615	7,297	1,908	898	1,010	562,941	12,838
Tanzania	16-Mar-20	30,564	0	1,258	-1,258	740	0	3	-3	...	...	...	...	...	...	...	...	297,169	4,975
Uganda	21-Mar-20	158,238	4,476	9,222	-4,746	3,411	72	37	35	98,921	228	204	24	55,906	4,176	17,126	-12,950	2,265,977	49,539

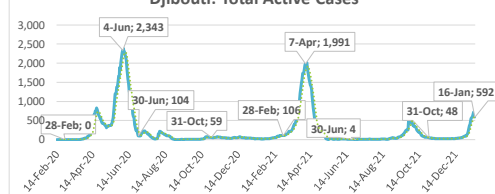
Burundi: Total Active Cases



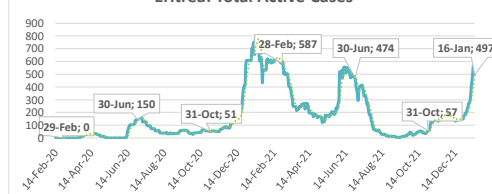
Comoros: Total Active Cases



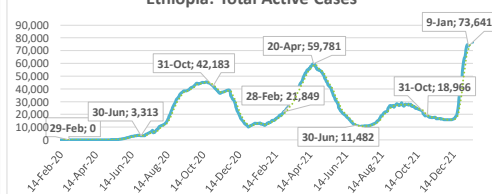
Djibouti: Total Active Cases



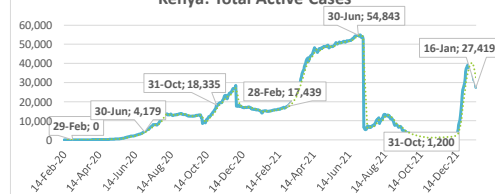
Eritrea: Total Active Cases



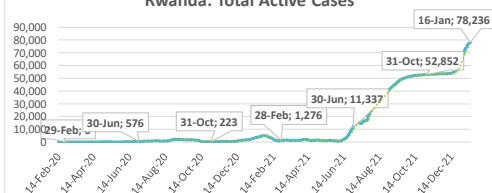
Ethiopia: Total Active Cases



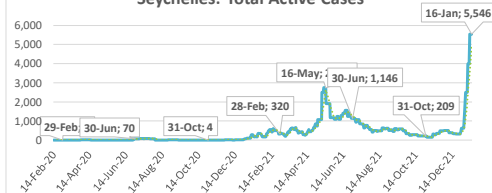
Kenya: Total Active Cases



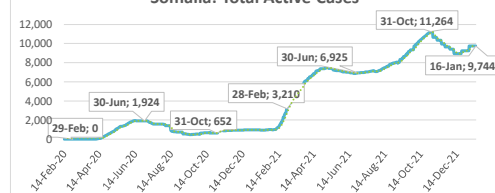
Rwanda: Total Active Cases



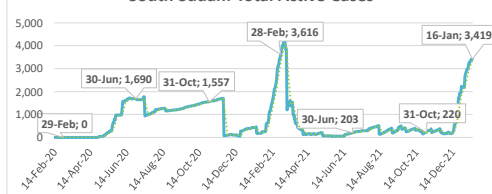
Seychelles: Total Active Cases



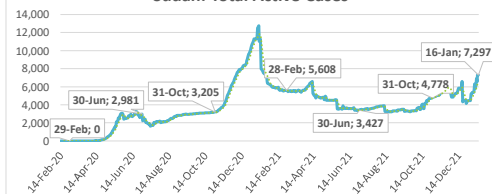
Somalia: Total Active Cases



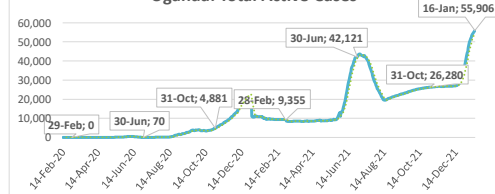
South Sudan: Total Active Cases



Sudan: Total Active Cases



Uganda: Total Active Cases



.....: 7-day moving average

---

---

# **North Africa**

---

---

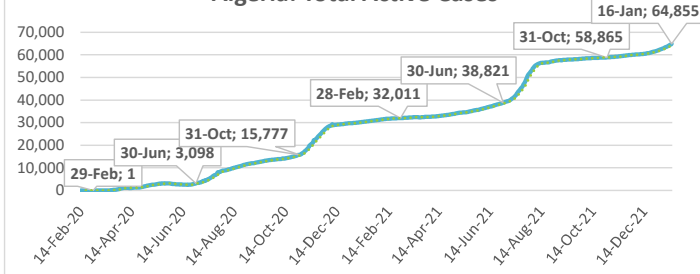
## **Highlights of the Covid-19 Situation in North Africa for the Week Ending January 16, 2022**

- **As of Sunday, January 16, 2022, the number of total cases in the North Africa region reached 2,907,842.** Total number of Covid-19 tests conducted and tests per 1 million people, in the region, stand at 23,665,194 and 114,637 respectively. The region reported 104,453 new cases in the week, which is 48.8% higher compared to the preceding week. The total number of deaths reported reached 76,062, of which 509 were new deaths during the week. The number of total recovered cases reached 2,595,801, of which 1.8% were newly recovered cases during the week. The total number of active cases stands at 235,979, indicating an increase of 58,061 cases during the week. The weekly increase in the number of active cases in the region is mainly attributable to Tunisia and Morocco.
- **Morocco accounted for 36.1% of the total cases reported in the region since the start of the pandemic and 44.6% of the new cases in the region during the week.** Mauritania has reported the lowest number of total cases in the region since the start of the pandemic which have accumulated to a total of 54,991 of which 76.0% are reported to have recovered.
- **The average case fatality rate (CFR) based on cumulative total cases and deaths as of January 16, 2022, for the region, stands at 2.6%. The highest CFR in the region was recorded in Egypt at 5.5% and the lowest in Morocco at 1.4%.**

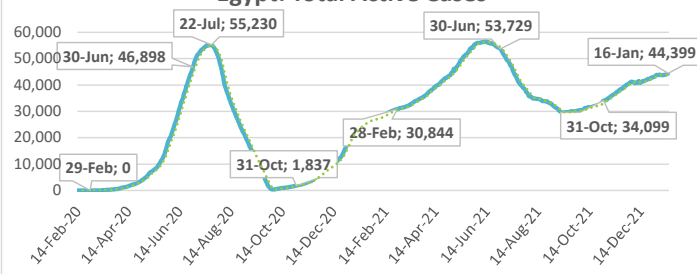
## Summary of COVID-19 tracking in North Africa: Situation for the week ending 16 January 2022

	Date of first case	Cases				Deaths				Recovered				Active				Test	
		Total cases	New cases for the week of	New cases for the week of	Weekly change	Total deaths	New deaths for the week of	New deaths for the week of	Weekly change from Previous week	Total Recovered	New recovered for the week of	New recovered for the week of	Weekly change from Previous week	Active cases	New active for the week of	New active for the week of	Weekly change from Previous week	Total tests	Tests Per million People
			16 Jan.	9 Jan.			16 Jan.	9 Jan.			16 Jan.	9 Jan.			16 Jan.	9 Jan.			
North Africa	14-Feb-20	2,907,842	104,453	70,202	34,251	76,062	509	430	79	2,595,801	45,883	23,450	22,433	235,979	58,061	-33,904	91,965	23,665,194	114,637
Algeria	26-Feb-20	226,057	3,900	2,998	902	6,412	73	48	25	154,790	2,400	1,835	565	64,855	1,427	3,657	-2,230	230,861	5,265
Egypt	14-Feb-20	400,076	7,219	5,698	1,521	22,148	184	167	17	333,529	6,385	5,576	809	44,399	650	12,151	-11,501	5,824,288	56,914
Libya	25-Mar-20	397,319	3,872	3,797	75	5,841	53	66	-13	384,473	4,057	3,448	609	7,005	-238	-58,615	58,377	2,099,850	305,598
Mauritania	14-Mar-20	54,991	5,985	6,824	-839	908	22	14	8	41,800	2,047	482	1,565	12,283	3,916	1,596	2,320	636,906	136,979
Morocco	5-Mar-20	1,048,653	46,569	35,307	11,262	14,976	65	56	9	977,695	26,290	9,847	16,443	55,982	20,214	4,404	15,810	11,237,010	304,439
Tunisia	5-Mar-20	780,746	36,908	15,578	21,330	25,777	112	79	33	703,514	4,704	2,262	2,442	51,455	32,092	2,903	29,189	3,636,279	307,674

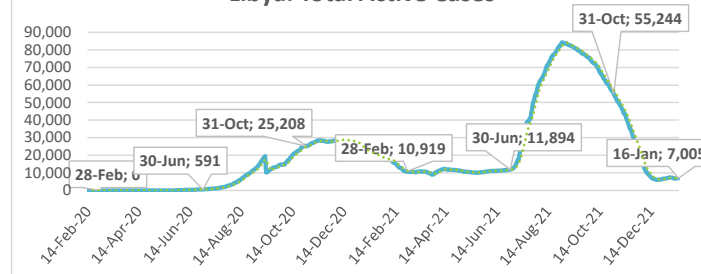
Algeria: Total Active Cases



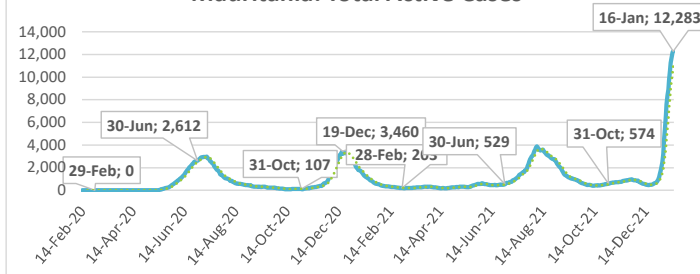
Egypt: Total Active Cases



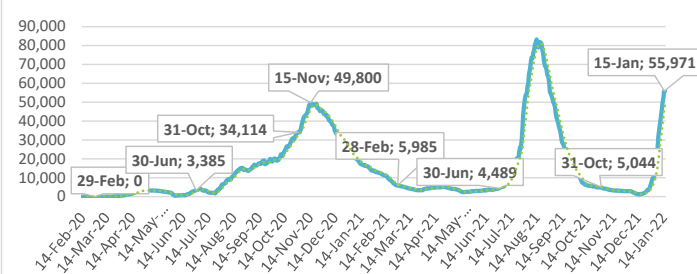
Libya: Total Active Cases



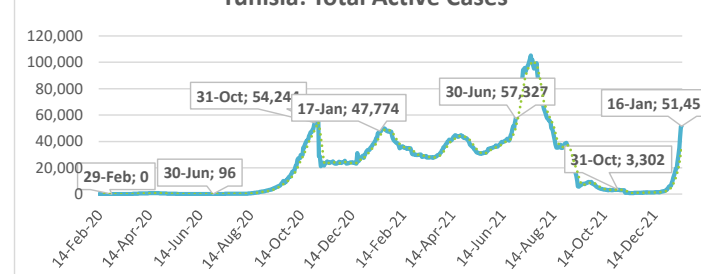
Mauritania: Total Active Cases



Morocco: Total Active Cases



Tunisia: Total Active Cases



.....: 7-day moving average



---

---

# **Southern Africa**

---

---

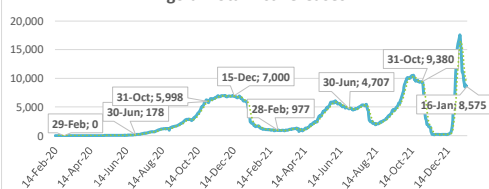
## **Highlights of the Covid-19 Situation in Southern Africa for the Week Ending January 16, 2022**

- **As of Sunday, January 16, 2022, the number of total cases in the Southern Africa region reached 5,054,148.** Total number of Covid-19 tests conducted and tests per 1 million people, in the region, stand at 34,358,302 and 161,167 respectively. The region reported 78,971 new cases in the week, which is 40.9% lower compared to the preceding week. The total number of deaths reported reached 119,309, of which 1,400 were new deaths during the week. The total number of recovered cases reached 4,715,458, of which 3.4% were newly recovered cases during the week. The total number of active cases stands at 219,381, indicating a decline of 83,376 cases in the week. The weekly decline in the number of active cases in the region is mainly attributable to South Africa followed by Zambia and Zimbabwe.
- **South Africa accounted for 70.4% of the total cases reported in the region since the start of the pandemic and 42.1% of the new cases in the region during the week.** São Tomé & Príncipe has the lowest number of total cases reported in the region at 5,525 of which 73.4% are reported to have recovered.
- **The average case fatality rate (CFR) based on cumulative total cases and deaths as of January 16, 2022, for the region, stands at 2.4%. The highest CFR in the region was reported in Mauritius at 3.1% and the lowest in Mozambique at 1.0%.**

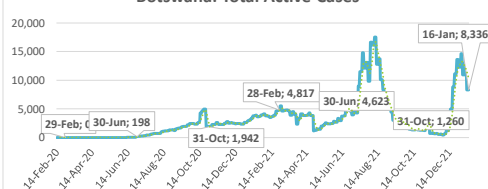
# Summary of COVID-19 tracking in Southern Africa: Situation for the week ending 16 January 2022

	Date of first case	Cases				Deaths				Recovered				Active				Test	
		Total cases	New cases for the week of	New cases for the week of	Weekly change	Total deaths	New deaths for the week of	New deaths for the week of	Weekly change from Previous week	Total Recovered	New recovered for the week of	New recovered for the week of	Weekly change from Previous week	Active cases	New active for the week of	New active for the week of	Weekly change from Previous week	Total tests	Tests Per million People
		16 Jan.	9 Jan.	16 Jan.	9 Jan.	16 Jan.	9 Jan.	16 Jan.	9 Jan.	16 Jan.	9 Jan.	16 Jan.	9 Jan.	16 Jan.	9 Jan.	16 Jan.	9 Jan.	16 Jan.	9 Jan.
Southern Africa	5-Mar-20	5,054,148	78,971	133,693	-54,722	119,309	1,400	1,831	-431	4,715,458	160,947	180,447	-19,500	219,381	-83,376	296,557	-379,933	34,358,302	161,167
Angola	27-Mar-20	93,694	3,976	6,798	-2,822	1,863	37	54	-17	83,256	6,447	12,100	-5,653	8,575	-2,508	5,887	-8,395	1,331,307	40,507
Botswana	16-Mar-20	237,678	7,823	10,346	-2,523	2,514	39	31	8	226,828	10,404	11,613	-1,209	8,336	-2,620	10,908	-13,528	2,031,665	863,940
Eswatini	14-Mar-20	67,849	555	1,008	-453	1,363	27	26	1	65,752	1,548	3,378	-1,830	734	-1,020	3,932	-4,952	445,143	383,690
Lesotho	13-May-20	31,734	628	1,118	-490	687	4	10	-6	19,915	1,201	2,505	-1,304	11,132	-577	4,228	-4,805	364,750	170,265
Madagascar	20-Mar-20	55,138	1,037	3,822	-2,785	1,169	52	90	-38	50,381	2,103	3,570	-1,467	3,588	-1,118	3,208	-4,326	352,115	12,716
Malawi	2-Apr-20	82,719	2,732	3,921	-1,189	2,466	53	42	11	65,138	2,788	2,036	752	15,115	-109	10,782	-10,891	514,461	26,893
Mauritius	18-Mar-20	24,850	649	599	-50	762	0	0	0	22,635	372	311	61	1,453	277	1,974	-2,251	359,627	282,777
Mozambique	27-Mar-20	219,081	8,682	17,946	-9,264	2,127	42	66	-24	180,990	11,900	11,906	-6	35,964	-3,260	32,261	-35,521	1,182,617	37,837
Namibia	14-Mar-20	154,378	2,003	2,897	-894	3,821	97	69	28	142,366	2,641	7,129	-4,488	8,191	-735	12,317	-13,052	901,517	354,802
São Tomé & Príncipe	6-Apr-20	5,525	633	980	-347	66	3	6	-3	4,054	289	87	202	1,405	341	-332	673	30,882	140,911
South Africa	5-Mar-20	3,559,292	33,238	53,618	-20,380	93,364	911	1,225	-314	3,371,066	84,114	89,432	-5,318	94,862	-51,787	160,700	-212,487	21,797,292	367,523
Zambia	18-Mar-20	296,132	13,228	23,227	-9,999	3,860	48	69	-21	275,975	24,344	25,350	-1,006	16,297	-11,164	29,457	-40,621	3,113,612	169,366
Zimbabwe	25-Mar-20	226,078	3,787	7,413	-3,626	5,247	87	143	-56	207,102	12,796	11,030	1,766	13,729	-9,096	25,183	-34,279	1,933,314	130,076

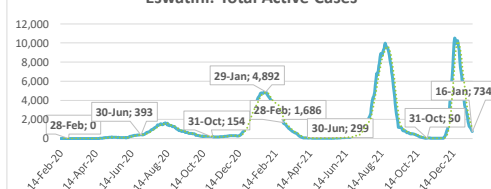
Angola: Total Active Cases



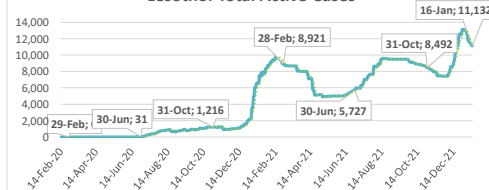
Botswana: Total Active Cases



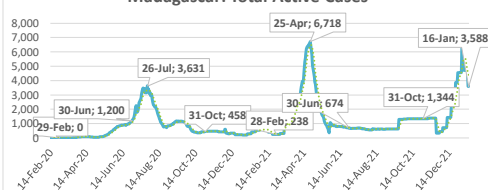
Eswatini: Total Active Cases



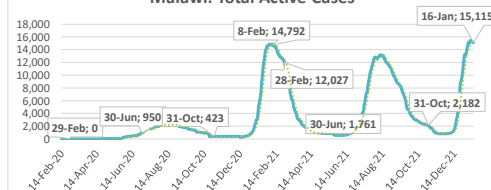
Lesotho: Total Active Cases



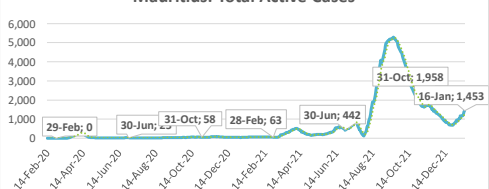
Madagascar: Total Active Cases



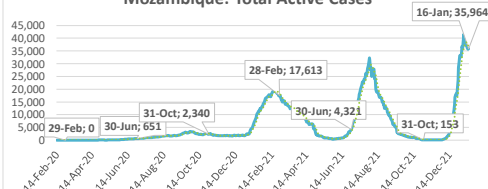
Malawi: Total Active Cases



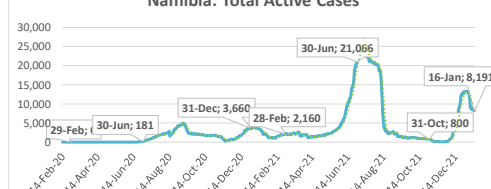
Mauritius: Total Active Cases



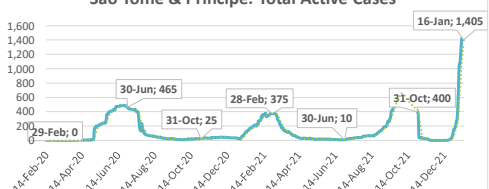
Mozambique: Total Active Cases



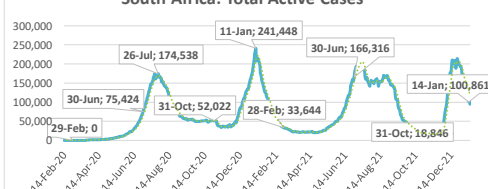
Namibia: Total Active Cases



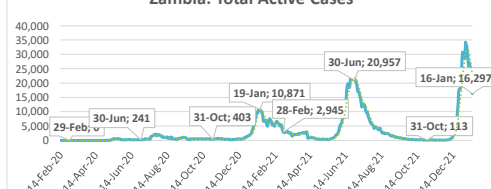
São Tomé & Príncipe: Total Active Cases



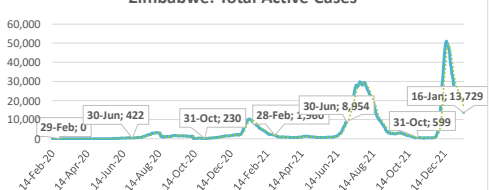
South Africa: Total Active Cases



Zambia: Total Active Cases



Zimbabwe: Total Active Cases



.....: 7-day moving average

---

---

# **West Africa**

---

---

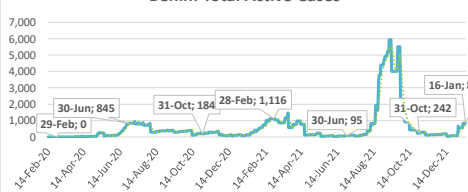
## **Highlights of the Covid-19 Situation in West Africa for the Week Ending January 16, 2022**

- **As of Sunday, January 16, 2022, the number of total cases in the West Africa region reached 807,373.** Total number of Covid-19 tests conducted and tests per 1 million people, in the region, stand at 12,391,613 and 31,197 respectively. The region reported 22,464 new cases during the week, which is 43.9% lower compared to the new cases reported in the preceding week. The total number of deaths reported reached 10,538, of which 140 were new deaths during the week. The number of total recovered cases reached 730,751, of which 4.6% were newly recovered cases during the week. The total number of active cases stands at 66,084, indicating a decline of 11,438 cases in the week. The weekly decline in the number of active cases in the region is mainly attributable to Côte d'Ivoire followed by Ghana, Cabo Verde and Nigeria.
- **Nigeria accounted for 31.1% of the total cases reported in the West region since the start of the pandemic, while Mali accounted for 15.1% of the new cases in the region during the week.** Guinea-Bissau has the lowest number of total cases in the region since the start of the pandemic with a total of 7,004 of which 90.5% are reported to have recovered.
- **The average case fatality rate (CFR) based on cumulative total cases and deaths as of January 16, 2022, for the region, stands at 1.3%. The highest CFR in the region was reported in Liberia at 4.0% and the lowest in Benin at 0.6%.**

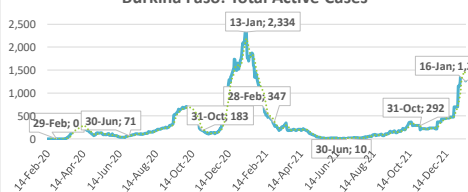
# Summary of COVID-19 tracking in West Africa: Situation for the week ending 16 January 2022

	Date of first case	Cases				Deaths				Recovered				Active				Test	
		Total cases	New cases for the week of	New cases for the week of	Weekly change	Total deaths	New deaths for the week of	New deaths for the week of	Weekly change from Previous week	Total Recovered	New recovered for the week of	New recovered for the week of	Weekly change from Previous week	Active cases	New active for the week of	New active for the week of	Weekly change from Previous week	Total tests	Tests Per million People
		16 Jan.	16 Jan.	9 Jan.		16 Jan.	16 Jan.	9 Jan.		16 Jan.	16 Jan.	9 Jan.		16 Jan.	16 Jan.	9 Jan.			
West Africa	28-Feb-20	807,373	22,464	40,035	-17,571	10,538	140	131	9	730,751	33,762	23,985	9,777	66,084	11,438	42,963	-54,401	12,391,613	31,197
Benin	16-Mar-20	26,036	514	587	-73	162	1	0	-1	25,033	210	118	92	841	303	359	662	604,310	49,847
Burkina Faso	9-Mar-20	20,195	559	2,004	-1,445	339	6	15	-9	18,596	788	1,189	-401	1,260	-235	328	-563	305,250	14,603
Cabo Verde	20-Mar-20	53,987	3,737	7,439	-3,702	372	11	9	-2	50,172	6,544	5,291	1,253	3,443	-2,818	3,710	-6,528	400,982	721,208
Côte d'Ivoire	11-Mar-20	79,088	1,639	5,097	-3,458	753	18	15	3	73,648	6,388	4,743	1,645	4,687	-4,767	8,206	-12,973	1,316,977	49,927
Gambia, The	18-Mar-20	11,122	330	622	-292	344	1	1	0	9,844	46	97	-51	934	283	120	163	135,608	56,114
Ghana	12-Mar-20	153,514	2,640	5,822	-3,182	1,343	18	22	-4	143,151	6,609	4,305	2,304	9,020	-3,987	8,984	-12,971	2,172,569	69,918
Guinea	13-Mar-20	35,202	529	2,002	-1,473	406	6	9	-3	30,929	211	796	-585	3,867	312	1,404	-1,092	609,423	46,405
Guinea-Bissau	27-Mar-20	7,004	310	210	100	152	3	0	-3	6,337	31	4	27	515	276	-560	836	114,550	58,206
Liberia	16-Mar-20	7,121	270	573	-303	287	0	0	0	5,747	0	212	-212	1,087	270	397	-127	139,824	27,646
Mali	25-Mar-20	28,585	3,388	3,648	-260	691	19	4	15	23,944	3,751	1,339	2,412	3,950	-382	1,443	-1,825	572,090	28,250
Niger	20-Mar-20	8,386	380	531	-151	292	12	4	8	7,328	171	228	-57	766	197	162	35	211,754	8,748
Nigeria	28-Feb-20	250,929	2,617	4,862	-2,245	3,103	26	38	-12	224,052	5,055	3,645	1,410	23,774	-2,464	15,741	-18,205	3,933,209	19,080
Senegal	28-Mar-20	82,712	3,422	3,619	-197	1,908	10	8	-2	75,619	1,737	1,134	603	5,185	1,675	1,008	667	954,522	57,007
Sierra Leone	31-Mar-20	7,542	94	269	-175	125	1	1	0	7,417	93	268	-175	0	0	-1,882	1,882	274,049	34,355
Togo	6-Mar-20	35,950	2,035	2,750	-715	261	8	5	-3	28,934	2,128	616	1,512	6,755	-101	4,261	-4,362	646,496	78,091

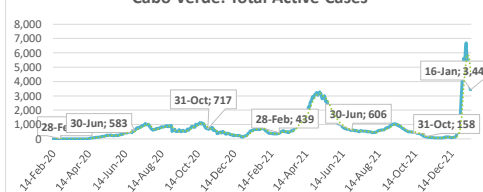
Benin: Total Active Cases



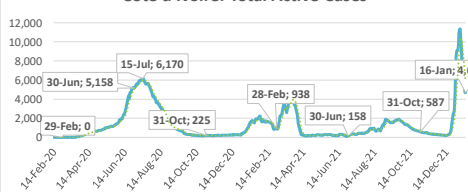
Burkina Faso: Total Active Cases



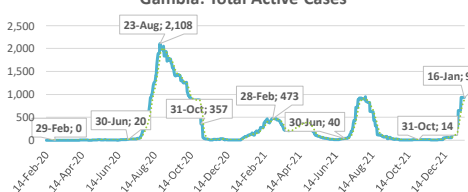
Cabo Verde: Total Active Cases



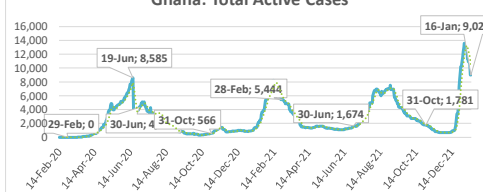
Côte d'Ivoire: Total Active Cases



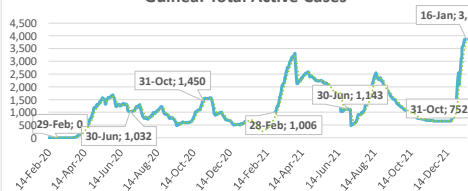
Gambia: Total Active Cases



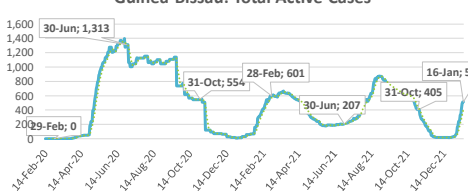
Ghana: Total Active Cases



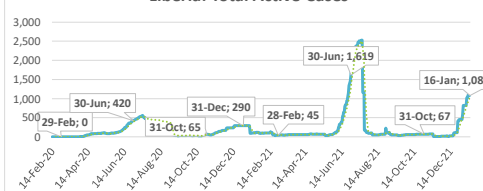
Guinea: Total Active Cases



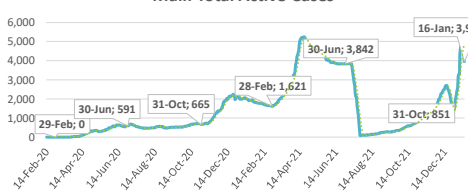
Guinea-Bissau: Total Active Cases



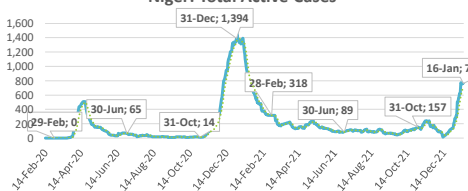
Liberia: Total Active Cases



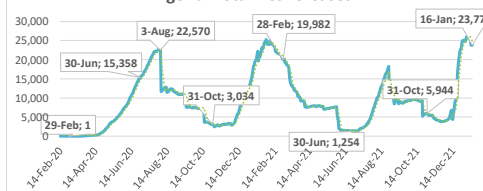
Mali: Total Active Cases



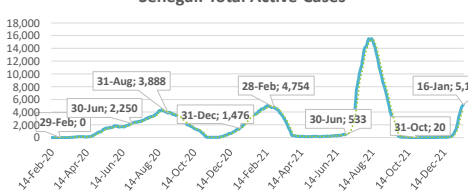
Niger: Total Active Cases



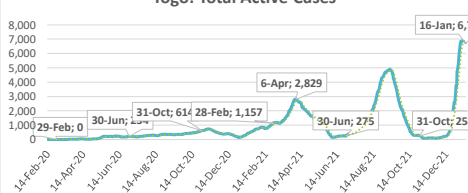
Nigeria: Total Active Cases



Senegal: Total Active Cases



Togo: Total Active Cases



.....: 7-day moving average