



AFRICAN DEVELOPMENT BANK GROUP

Weekly Data Flash on Covid-19 in Africa¹:

The situation as of Sunday, February 20, 2022

Statistics Department (ECST)

¹ This briefing note has been prepared by Roza Mamuye Bora, Senior Statistician; Anouar Chaouch, Statistician; Soumaila Karambiri, Statistical Assistant; Regis Hauhouot Stephane, Statistical Assistant and Desire Lakpa Guy, Statistical Assistant; and Robert Maate, Chief Statistician under the supervision of Louis Kouakou, Division Manager ECST.1

Contents

	Page
Highlights of the Covid-19 Situation in Africa as of February 20, 2022	1
Data Annexes: Africa	4
Highlights of the Covid-19 Situation in Central Africa as of February 20, 2022	6
Data Annexes: Central Africa	8
Highlights of the Covid-19 Situation in East Africa as of February 20, 2022	9
Data Annexes: East Africa	11
Highlights of the Covid-19 Situation in North Africa as of February 20, 2022	12
Data Annexes: North Africa	14
Highlights of the Covid-19 Situation in Southern Africa as of February 20, 2022	15
Data Annexes: Southern Africa	17
Highlights of the Covid-19 Situation in West Africa as of February 20, 2022	18
Data Annexes: West Africa	20

Highlights of the Covid-19 Situation in Africa for the Week Ending February 20, 2022

Vaccinations: Status Update

- **In the week ending February 20, 2022, over 177.7 million new Covid-19 vaccinations were administered globally, leading to an accumulated total of nearly 10.6 billion since the start of the program.** In terms of the geographical distribution, China accounts for 29.2% of the total number of Covid-19 vaccinations administered to date, followed by India at 16.6% and USA at 5.2%.
- **The number of African countries with data on Covid-19 vaccinations stands at 51.** As of February 20, 2022, a total of 373,060,504¹ vaccinations had been administered in Africa, which represents 3.5% of total global vaccinations. Egypt accounts for 18.2% of the vaccinations carried out in Africa to date, followed by Morocco (14.2%) and South Africa (8.4%). As of February 20, 2022, 11.6% of Africa's population had completed² vaccination and 16.9% had received at least one dose of vaccine.

Covid-19 Testing in Africa

- **As of Sunday, February 20, 2022, nearly 98.5 million tests for Covid-19 had been administered in Africa.** Nine countries collectively account for 65.2% of the tests conducted in Africa as of February 20, 2022, namely, South Africa (23.2%), Morocco (11.4%), Egypt (6.0%), Rwanda (4.8%), Ethiopia (4.5%), Tunisia (4.3%), Nigeria (4.3%), Kenya (3.4%) and Zambia (3.3%).
- **The average number of tests per 1 million people in Africa as of February 20, 2022, stands at 73,552.** Botswana continues to lead on this indicator with 920,928 tests per 1 million people, followed by Cabo Verde (825,832), Gabon (702,152), Eswatini (406,780), South Africa (385,793) and Namibia (372,377).

Confirmed, New and Active Global Covid-19 Cases

- **Globally, the total number of confirmed Covid-19 cases since the start of the pandemic reached 424,431,461, of which 82.5% have recovered.** The majority cases (35.4%) occurred in Europe, followed by Asia (26.4%), North America (22.1%), South America (12.5%) and Africa (2.6%).
- A new variant of Covid-19, designated by WHO as B.1.1.529 (omicron), was identified in the last week of November 2021. This has contributed to faster spread of Covid-19 in the last three

¹ The total vaccination figures indicate the total number of vaccines administered including both vaccinations completed and at least one dose.

² Completed vaccination refers to population that has taken the minimum required doses of vaccination depending on the type of vaccine.

months. However, there is no detailed information on how much of these new infections are from the new variant.

- **The number of new cases reported globally in the review week amounted to 12,823,056**, indicating a 23.7% decline compared to the new cases recorded in the preceding week.
- **The number of global deaths due to Covid-19 reached 5,886,419, of which 71,110 were recorded in the week ending February 20, 2022.** This was 6.7% lower than the number of deaths recorded in the previous week. The number of global active cases declined by 4,838,464 cases in the week under review making a total of 68,555,535 as of February 20, 2022.
- **Africa makes 2.6% of the total global cases, 4.2% of deaths, 2.9% of recovered cases and 0.9% of active cases as of February 20, 2022, as detailed below.**

Confirmed, New and Active Covid-19 Cases in Africa

- **As of February 20, 2022, the total number of confirmed cases in Africa reached 11,126,015³**, 65.0% of which were in six countries, namely South Africa (32.9%), Morocco (10.4%), Tunisia (8.9%), Libya (4.4%), Egypt (4.2%) and Ethiopia (4.2%). The five countries with the lowest total number of reported cases were São Tomé & Príncipe, Chad, Liberia, Sierra Leone and Guinea-Bissau with cases ranging between 5,926 in São Tomé & Príncipe and 7,907 in Guinea-Bissau. These five countries collectively account for 0.3% of the confirmed cases in Africa. Considering population size, Seychelles, Botswana, Cabo Verde, Tunisia and Libya are the five countries with the highest number of confirmed cases per million people with rates ranging from 390,224 in Seychelles to 68,969 in Libya.
- **In the week under review, a total of 86,291 new cases were reported in Africa**, which is 18.0% lower than the new cases recorded the previous week. These new cases in Africa account for 0.7% of the weekly new cases recorded globally. The North Africa region accounted for 65.1% of the weekly new cases in Africa, followed by Southern Africa (29.5%), East Africa (3.0%), West Africa (1.7%) and Central Africa (0.7%).
- **The total number of active cases in Africa declined by 39,755 cases to a total of 648,286 in the week under review.** Currently, six countries collectively account for 55.1% of the active cases in Africa, namely Rwanda (12.7%), Algeria (12.4%), Uganda (9.2%), Ethiopia (7.9%), Egypt (6.9%) and Tunisia (6.0%).
- **From a regional perspective, all regions except East Africa recorded declines in active cases during the week.**

Deaths and the Case Fatality Rates in Africa

- **As of February 20, 2022, a total of 246,854 deaths had been reported in Africa since the start of the pandemic**, of which 50.9% were in Southern Africa, 32.8% in North Africa, 10.1% in East Africa, 4.4% in West Africa and 1.8% in Central Africa. The five countries with the

³ Chad has not released new data for this week.

highest number of reported deaths due to Covid-19 since the start of the pandemic are South Africa, Tunisia, Egypt, Morocco and Ethiopia, ranging between 98,667 in South Africa and 7,438 in Ethiopia. A total of 2,821 new deaths were reported in Africa in the week under review, which is an increase of 0.4% compared to the preceding week.

- **The case fatality rate (CFR), i.e. deaths per confirmed cases for Africa, stands at 2.2%, which is higher than the global CFR rate of 1.4%.** Regionally, West Africa has the lowest CFR at 1.3%, followed by Central Africa at 1.4%, East Africa at 1.9%, Southern Africa and North Africa at 2.4%. As of February 20, 2022, seventeen African countries recorded CFRs higher than the African average with the highest in Sudan at 6.4%, followed by Egypt (5.1%), Somalia (5.1%), Liberia (3.9%), Niger (3.5%), The Gambia (3.1%), Malawi (3.1%), Tunisia (2.8%), Mauritius (2.7%), South Africa (2.7%), Chad (2.6%), Algeria (2.6%), Namibia (2.5%), Mali (2.4%), Tanzania (2.4%), Senegal (2.3%) and Zimbabwe (2.3%).

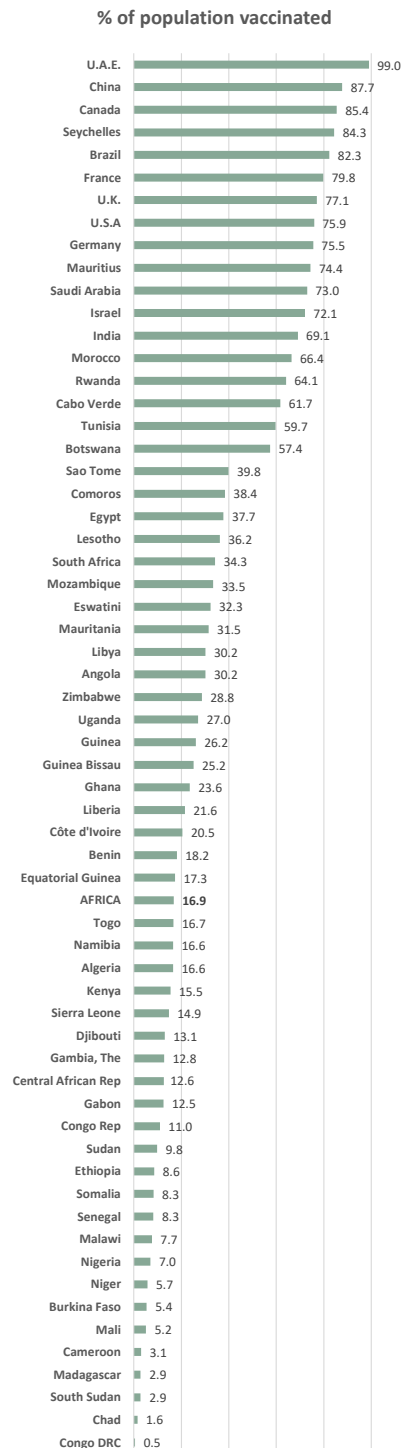
Recovery Rates in Africa

- **As of February 20, 2022, the number of recovered cases in Africa reached 10,198,122, representing 91.7% of its total confirmed cases⁴.** Regionally, the recovery rates stand at 96.2% for Southern Africa, 95.1% for West Africa, 91.5% for North Africa, 79.6% for Central Africa and 74.9% for East Africa. In the week under review, a total of 123,116 newly recovered cases were reported in Africa.

⁴ Burundi has not been publishing new data on recovered cases and deaths since 6 January 21. Tanzania is not currently reporting on recovered cases. Additionally, Liberia, Benin, Rwanda, Sudan, Somalia, Cameroon, CAR, Chad and DRC have not reported recovered cases at least in the review week.

Status of Vaccinations Administered in Africa and Selected Global Countries for the Week Ending 20 February 2022						
	Vaccinations					
	Total vaccinations	% of population vaccinated (at least one dose)	% of population vaccinated completed (2 doses)*	New vaccinations for the week of 20 Feb.	New vaccinations for the week of 13 Feb.	Weekly change
World	10,557,580,975	45.5	39.0	177,763,401	148,106,532	29,656,869
AFRICA	373,060,504	16.9	11.6	9,083,177	9,036,484	46,693
Algeria	13,461,201	16.6	13.5	486,656	0	486,656
Angola	15,505,389	30.2	15.0	465,832	451,122	14,710
Benin	2,391,396	18.2	14.2	0	253,074	-253,074
Botswana	1,376,754	57.4	46.9	187,352	0	187,352
Burkina Faso	1,259,250	5.4	3.6	0	0	0
Cabo Verde	683,359	61.7	51.8	11,836	59,908	-48,072
Cameroon	1,024,333	3.1	2.4	0	0	0
Central African Rep	698,869	12.6	12.1	0	46,735	-46,735
Chad	398,464	1.6	0.8	6,307	0	6,307
Comoros	637,961	38.4	33.4	0	39,961	-39,961
Congo DRC	528,485	0.5	0.3	60,232	0	60,232
Congo Rep	758,891	11.0	10.3	0	0	0
Côte d'Ivoire	8,574,775	20.5	11.2	983,666	0	983,666
Djibouti	151,713	13.1	9.1	0	958	-958
Egypt	67,724,897	37.7	27.6	513,308	2,158,661	-1,645,353
Equatorial Guinea	455,655	17.3	14.1	0	0	0
Eswatini	486,162	32.3	28.7	10,444	0	10,444
Ethiopia	11,958,438	8.6	1.6	983,019	225	982,794
Gabon	519,058	12.5	10.3	0	0	0
Gambia, The	349,875	12.8	12.3	0	0	0
Ghana	12,043,575	23.6	14.4	2,027,687	0	2,027,687
Guinea	4,758,842	26.2	13.9	522	469	53
Guinea Bissau	548,661	25.2	16.7	76,806	35,903	40,903
Kenya	16,099,006	15.5	13.4	1,068,253	1,631,468	-563,215
Lesotho	857,925	36.2	33.7	27,146	0	27,146
Liberia	1,200,630	21.6	20.9	53,720	0	53,720
Libya	3,198,389	30.2	15.1	73,720	42,617	31,103
Madagascar	1,148,971	2.9	2.7	0	0	0
Malawi	1,900,156	7.7	4.0	3,487	9,420	-5,933
Mali	1,669,311	5.2	3.4	16,946	0	16,946
Mauritania	2,544,768	31.5	21.1	19,363	63,111	-43,748
Mauritius	2,036,896	74.4	71.5	0	0	0
Morocco	53,027,113	66.4	62.2	423,054	248,025	175,029
Mozambique	19,788,759	33.5	28.1	0	0	0
Namibia	787,241	16.6	14.1	13,539	0	13,539
Niger	1,798,575	5.7	4.1	0	0	0
Nigeria	20,617,588	7.0	2.6	0	0	0
Rwanda	16,555,832	64.1	52.3	0	0	0
Sao Tome	151,040	39.8	27.5	0	0	0
Senegal	2,441,692	8.3	5.9	397,188	0	397,188
Seychelles	190,758	84.3	79.5	0	0	0
Sierra Leone	1,484,231	14.9	9.1	74,918	0	74,918
Somalia	1,659,803	8.3	5.3	16,164	33,139	-16,975
South Africa	31,330,780	34.3	29.1	771,349	369,686	401,663
South Sudan	372,634	2.9	2.4	0	30,481	-30,481
Sudan	4,991,228	9.8	4.4	0	1,272,929	-1,272,929
Togo	2,515,341	16.7	12.7	0	0	0
Tunisia	12,921,507	59.7	52.8	46,622	58,538	-11,916
Uganda	14,973,293	27.0	4.7	0	2,061,601	-2,061,601
Zambia	2,680,149	9.6	9.6	99,807	123,731	-23,924
Zimbabwe	7,820,885	28.8	22.3	164,234	44,722	119,512
Americas						
Brazil	385,030,790	82.3	71.7	7,404,475	9,053,950	-1,649,475
Canada	80,560,348	85.4	80.8	500,488	969,355	-468,867
U.S.A	549,983,949	75.9	64.3	2,829,699	3,889,680	-1,059,981
Asia						
China	3,080,788,000	87.7	85.1	44,081,000	26,805,481	17,275,519
India	1,754,279,523	69.1	55.4	24,719,913	33,315,640	-8,595,727
Europe						
France	141,369,769	79.8	77.2	1,565,169	0	1,565,169
Germany	168,948,328	75.5	74.4	1,062,899	1,446,477	-383,578
Israel	17,984,516	72.1	65.8	31,901	48,170	-16,269
U.K.	139,374,201	77.1	71.6	432,153	408,287	23,866
Middle East						
Saudi Arabia	60,200,504	73.0	67.8	692,194	943,161	-250,967
U.A.E.	24,017,451	99.0	94.4	142,359	154,132	-11,773

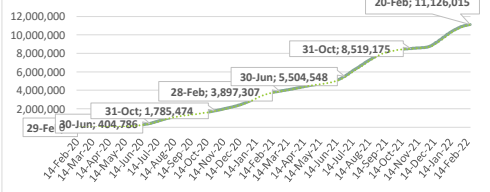
* : % of population vaccinated completed: Indicates the population that has taken the minimum required doses to complete vaccination depending on the type of vaccine



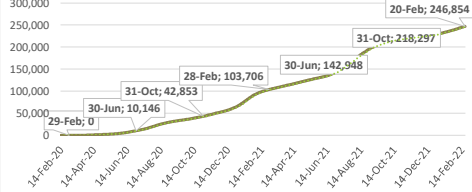
Summary of COVID-19 tracking in Africa: Situation for the week ending 20 February 2022

	Date of first case	Cases				Deaths				Recovered				Active				Test	
		Total cases	New cases for the week of	New cases for the week of	Weekly change from Previous week	Total deaths	New deaths for the week of	New deaths for the week of	Weekly change from Previous week	Total Recovered	New recovered for the week of	New recovered for the week of	Weekly change from Previous week	Active cases	New active for the week of	New active for the week of	Weekly change from Previous week	Total tests	Tests Per million People
		20 Feb.	13 Feb.	13 Feb.	13 Feb.	20 Feb.	13 Feb.	13 Feb.	13 Feb.	20 Feb.	13 Feb.	13 Feb.	13 Feb.	20 Feb.	13 Feb.	13 Feb.	13 Feb.	20 Feb.	13 Feb.
World	31-Dec-19	424,431,461	12,823,056	16,813,269	-3,990,213	5,886,419	71,110	76,228	-5,118	349,989,507	17,590,410	19,119,014	-1,528,604	68,555,535	-4,838,464	57,650,514	-62,488,978	5,792,217,890	743,088
Africa	14-Feb-20	11,126,015	86,291	105,197	-18,906	246,854	2,821	2,811	10	10,198,122	123,116	178,712	-55,596	648,286	-39,755	353,433	-393,188	98,473,372	73,552
Central Africa	6-Mar-20	313,570	606	2,761	-2,155	4,399	8	78	-70	249,510	1,178	1,063	115	59,661	-580	23,781	-24,361	5,904,935	40,304
East Africa	13-Mar-20	1,330,208	2,608	4,123	-1,515	24,866	42	257	-215	996,098	2,436	16,597	-14,161	276,491	21	152,032	-152,011	18,436,010	49,098
North Africa	14-Feb-20	3,421,870	56,197	68,052	-11,855	81,058	1,002	1,168	-166	3,131,848	82,683	114,105	-31,422	208,964	-27,488	118,173	-145,661	24,817,451	120,219
Southern Africa	5-Mar-20	5,230,771	25,416	28,785	-3,369	125,591	1,743	1,269	474	5,031,990	32,577	41,875	-9,298	73,190	-8,904	41,668	-50,572	36,160,396	169,620
West Africa	28-Feb-20	829,596	1,464	1,476	-12	10,940	26	39	-13	788,676	4,242	5,072	-830	29,980	-2,804	17,779	-20,583	13,154,580	33,118

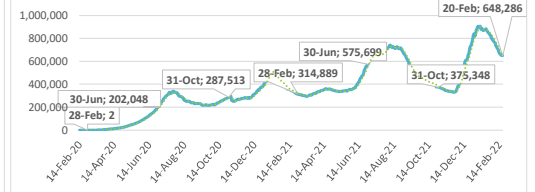
Africa: Total Cases



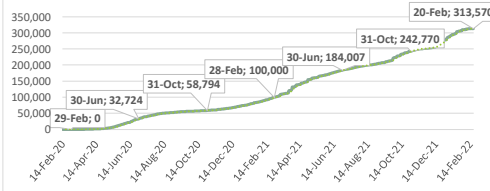
Africa: Total Deaths



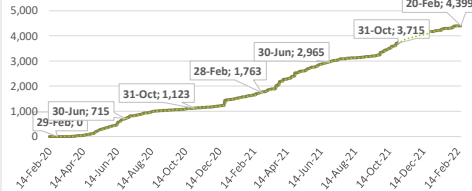
Africa: Total Active Cases



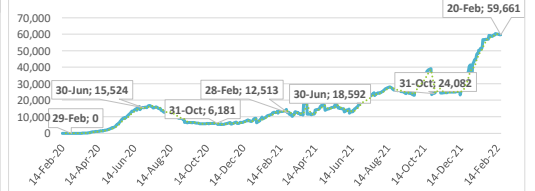
Central Africa: Total Cases



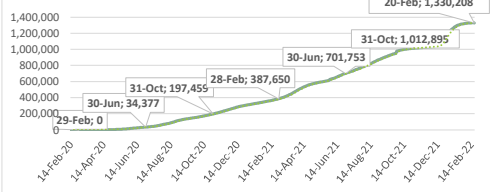
Central Africa: Total Deaths



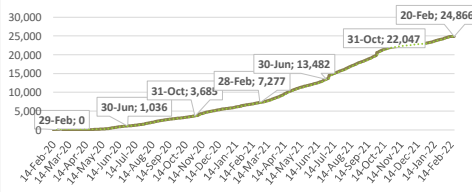
Central Africa: Total Active Cases



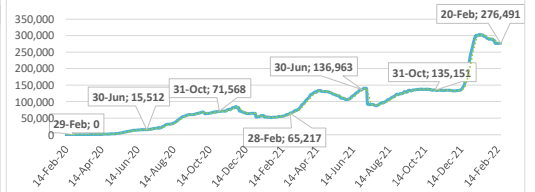
East Africa: Total Cases



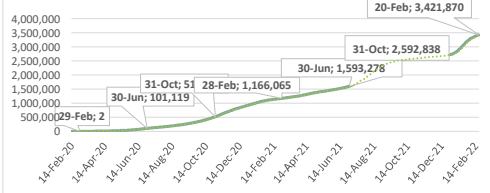
East Africa: Total Deaths



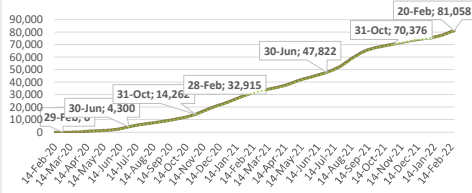
East Africa: Total Active Cases



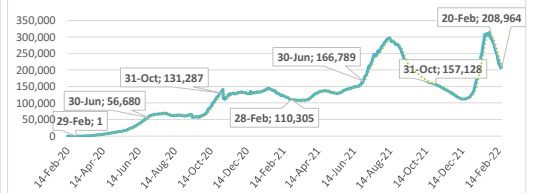
North Africa: Total Cases



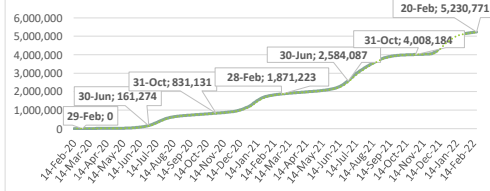
North Africa: Total Deaths



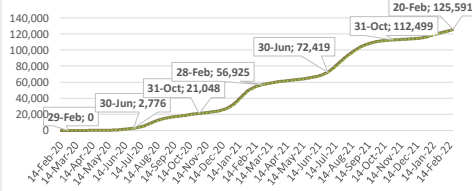
North Africa: Total Active Cases



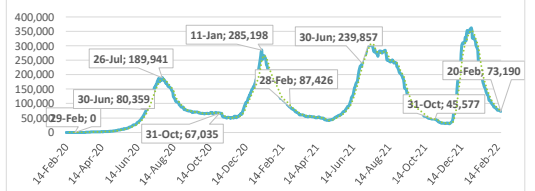
Southern Africa: Total Cases



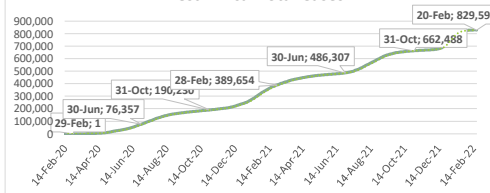
Southern Africa: Total Deaths



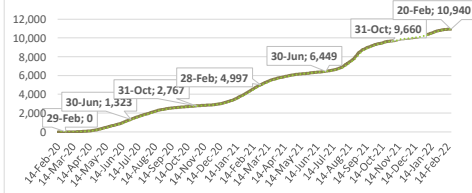
Southern Africa: Total Active Cases



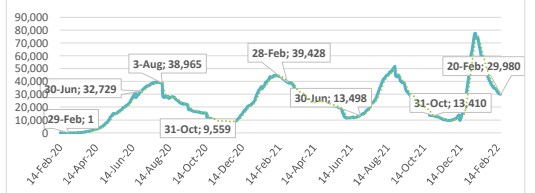
West Africa: Total Cases



West Africa: Total Deaths



West Africa: Total Active Cases



..... 7-day moving average

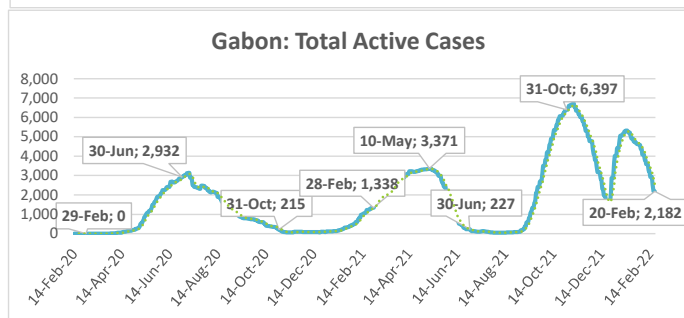
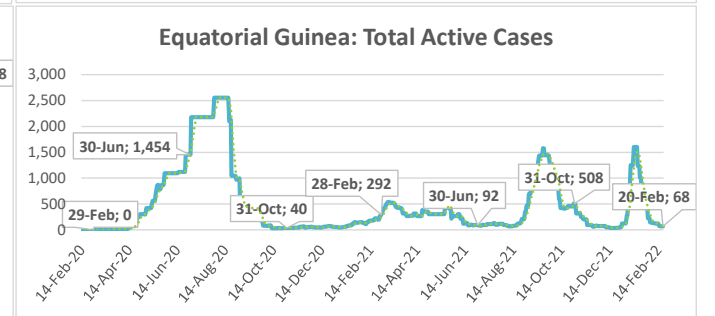
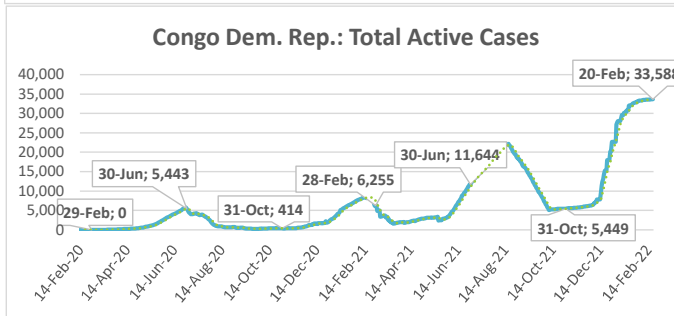
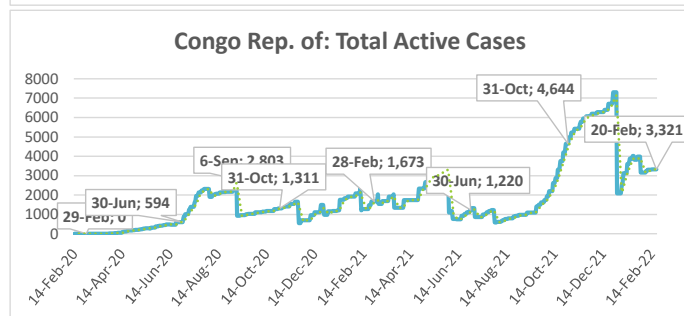
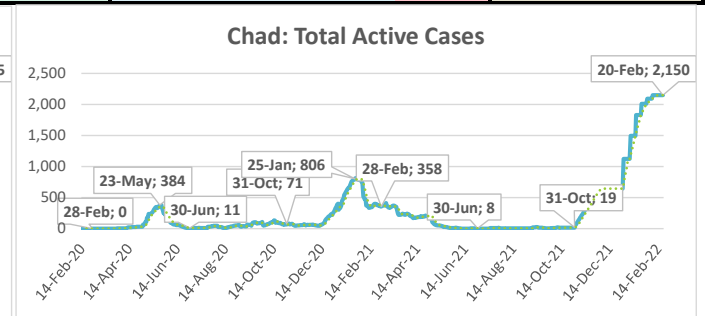
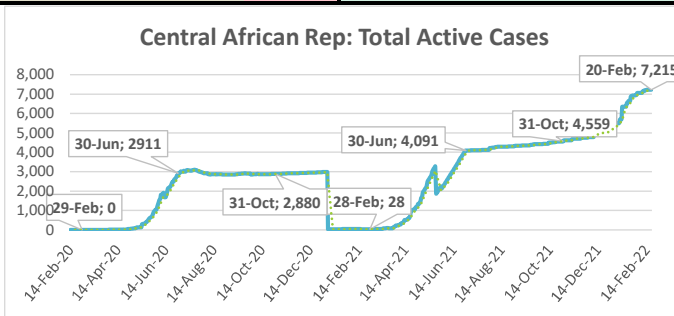
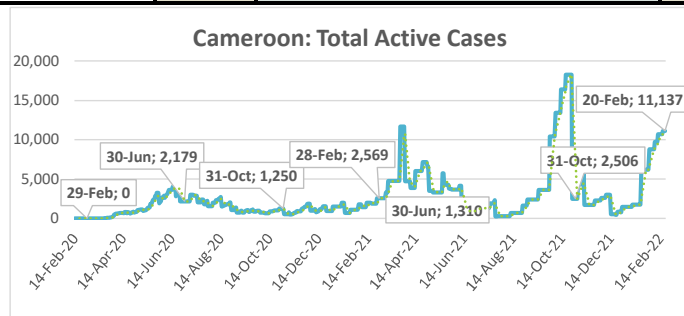
Central Africa

Highlights of the Covid-19 Situation in Central Africa for the Week Ending February 20, 2022

- **As of Sunday, February 20, 2022, the number of reported total cases in the Central Africa region reached 313,570.** Total number of Covid-19 tests conducted and tests per 1 million people, in the region, stand at 5,904,935 and 40,304 respectively. The region reported 606 new cases during the week, which is 78.1% lower compared to the preceding week. The total number of deaths reported since the start of the pandemic reached 4,399, of which 8 were new deaths during the week. The number of total recovered cases reached 249,510, of which 0.5% were newly recovered cases recorded during the week. The total number of active cases stands at 59,661, indicating a decline of 580 cases during the week. The weekly decline in the number of active cases in the region is mainly attributable to Gabon.
- **Cameroon accounted for 38.0% of the total cases reported in the region since the start of the pandemic and 71.3% of the new cases reported during the week.** Chad has recorded the lowest number of total cases in the Central region since the start of the pandemic at 7,214 of which 67.6% are reported to have recovered.
- **The average case fatality rate (CFR) based on cumulative total cases and deaths as of February 20, 2022, for the region, stands at 1.4%. The highest CFR in the region was reported in Chad at 2.6% and the lowest in Gabon at 0.6%.**

Summary of COVID-19 tracking in Central Africa: Situation for the week ending 20 February 2022

	Date of first case	Cases				Deaths				Recovered				Active				Test	
		Total cases	New cases for the week of	New cases for the week of	Weekly change	Total deaths	New deaths for the week of	New deaths for the week of	Weekly change from Previous week	Total Recovered	New recovered for the week of	New recovered for the week of	Weekly change from Previous week	Active cases	New active for the week of	New active for the week of	Weekly change from Previous week	Total tests	Tests Per million People
			20 Feb.	13 Feb.			20 Feb.	13 Feb.			20 Feb.	13 Feb.			20 Feb.	13 Feb.			
Central Africa	6-Mar-20	313,570	606	2,761	-2,155	4,399	8	78	-70	249,510	1,178	1,063	115	59,661	-580	23,781	-24,361	5,904,935	40,304
Cameroon	6-Mar-20	119,107	432	1,957	-1,525	1,920	5	35	-30	106,050	0	0	0	11,137	427	-7,631	8,058	2,475,170	93,241
Central African Rep.	15-Mar-20	14,187	33	131	-98	113	2	1	1	6,859	0	0	0	7,215	31	2,544	-2,513	82,793	17,142
Chad	19-Mar-20	7,214	0	59	-59	190	0	0	0	4,874	0	0	0	2,150	0	2,072	-2,072	200,916	12,232
Congo Rep. of	15-Mar-20	23,874	14	155	-141	375	0	4	-4	20,178	0	0	0	3,321	14	285	-271	347,815	63,032
Congo Dem. Rep.	10-Mar-20	85,834	58	266	-208	1,316	0	38	-38	50,930	0	0	0	33,588	58	28,052	-27,994	950,751	10,616
Equatorial Guinea	14-Mar-20	15,870	11	14	-3	182	0	0	0	15,620	66	33	33	68	-55	-279	224	284,687	202,915
Gabon	12-Mar-20	47,484	58	179	-121	303	1	0	1	44,999	1,112	1,030	82	2,182	-1,055	-1,262	207	1,562,803	702,152



.....: 7-day moving average

East Africa

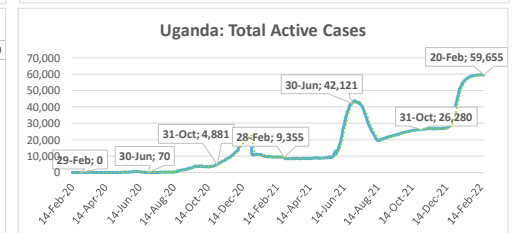
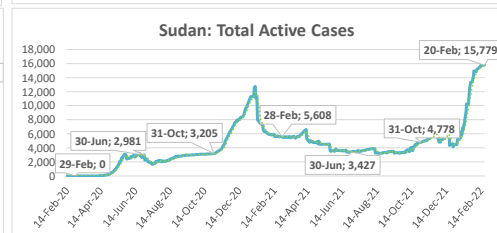
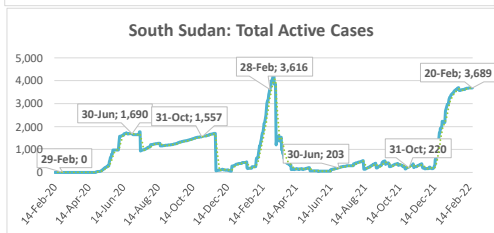
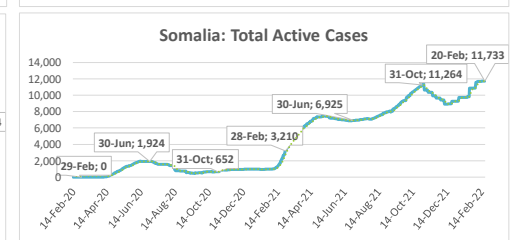
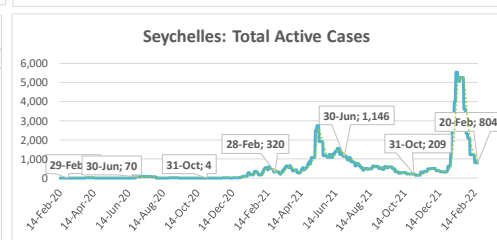
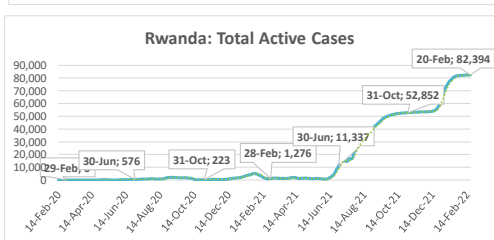
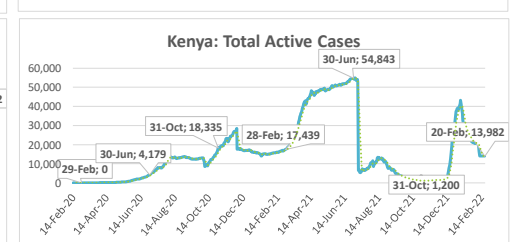
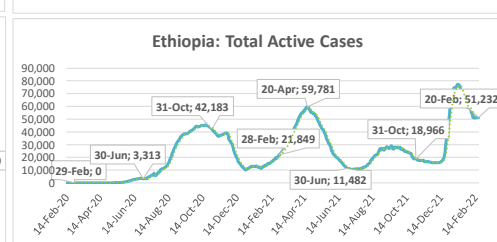
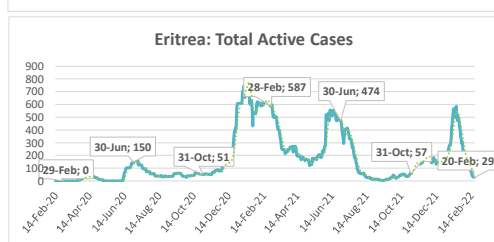
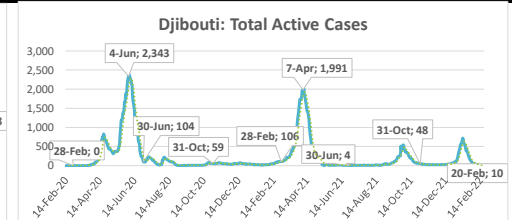
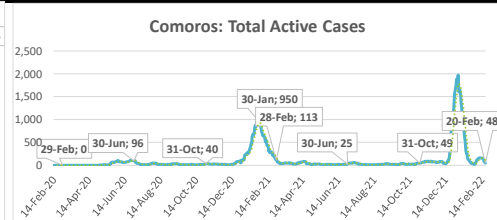
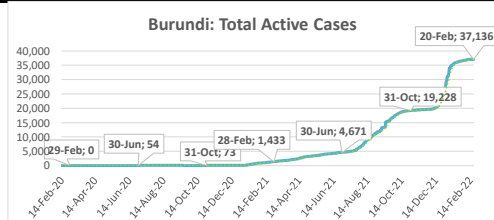
Highlights of the Covid-19 Situation in East Africa for the Week Ending February 20, 2022

- **As of Sunday, February 20, 2022, the number of total cases in the East Africa region reached 1,330,208.** Total number of Covid-19 tests conducted and tests per 1 million people, in the region, stand at 18,436,010 and 49,098 respectively. The region reported 2,608 new cases in the week, which is a 36.7% decline compared to the preceding week. The total number of deaths reported reached 24,866, of which 42 were new deaths during the week. The number of total recovered cases reached 996,098¹, of which 0.2% were newly recovered cases during the week. The total number of active cases stands at 276,491, indicating an increase of 21 cases in the week. The weekly increase in the number of active cases in the region is mainly attributable to Sudan, Uganda and Ethiopia, offsetting the decline in Seychelles, Kenya and Comoros.
- **Ethiopia accounted for 35.2% of the total cases reported in the region since the start of the pandemic and 32.5% of the new cases reported in the region during the week.** Comoros has reported the lowest number of total cases in the region since the start of the pandemic at 8,020 of which 97.4% are reported to have recovered.

The average case fatality rate (CFR) based on cumulative total cases and deaths as of February 20, 2022, for the region, stands at 1.9%. The highest CFR in the region was reported in Sudan at 6.4% and the lowest in Seychelles at 0.4%.

¹ Burundi has not been publishing new data on recovered cases and deaths since 6 January 21, hence is excluded from CFR comparison.

Summary of COVID-19 tracking in East Africa: Situation for the week ending 20 February 2022																			
	Date of first case	Cases				Deaths				Recovered				Active				Test	
		Total cases	New cases for the week of	New cases for the week of	Weekly change	Total deaths	New deaths for the week of	New deaths for the week of	Weekly change from Previous week	Total Recovered	New recovered for the week of	New recovered for the week of	Weekly change from Previous week	Active cases	New active for the week of	New active for the week of	Weekly change from Previous week	Total tests	Tests Per million People
20 Feb.	13 Feb.	20 Feb.	13 Feb.	20 Feb.	13 Feb.	20 Feb.	13 Feb.	20 Feb.	13 Feb.	20 Feb.	13 Feb.	20 Feb.	13 Feb.	20 Feb.	13 Feb.				
East Africa	13-Mar-20	1,330,208	2,608	4,123	-1,515	24,866	42	257	-215	996,098	2,436	16,597	-14,161	276,491	21	152,032	-152,011	18,436,010	49,098
Burundi	31-Mar-20	37,947	64	321	-257	38	0	0	0	773	0	0	0	37,136	64	17,902	-17,838	1,391,828	117,051
Comoros	2-May-20	8,020	15	61	-46	160	0	0	0	7,812	123	22	101	48	-108	94	-202	6,227	7,161
Djibouti	18-Mar-20	15,542	8	24	-16	189	0	0	0	15,343	9	43	-34	10	-1	-126	125	282,005	285,430
Eritrea	21-Mar-20	9,687	19	31	-12	103	0	3	-3	9,555	84	95	-11	29	-65	109	-174	23,693	6,681
Ethiopia	13-Mar-20	468,345	847	959	-112	7,438	14	61	-47	409,675	725	8,002	-7,277	51,232	108	34,160	-34,052	4,465,134	38,840
Kenya	13-Mar-20	322,696	223	377	-154	5,635	4	10	-6	303,079	335	6,773	-6,438	13,982	-116	18,948	-19,064	3,333,023	61,985
Rwanda	14-Mar-20	129,372	74	157	-83	1,456	6	4	-2	45,522	0	0	0	82,394	68	29,847	-29,779	4,736,809	365,714
Seychelles	15-Mar-20	38,916	521	624	-103	159	2	3	-1	37,953	941	1,495	-554	804	-422	1,816	-2,238	21,504	218,654
Somalia	16-Mar-20	26,260	57	136	-79	1,345	5	5	0	13,182	0	0	0	11,733	52	1,018	-966	400,466	25,197
South Sudan	5-Apr-20	16,903	23	47	-24	137	0	0	0	13,077	0	0	0	3,689	23	3,291	-3,268	330,958	29,566
Sudan	13-Mar-20	59,939	308	757	-449	3,831	0	153	-153	40,329	0	0	0	15,779	308	11,292	-10,984	562,941	12,838
Tanzania	16-Mar-20	33,549	113	206	-93	796	4	3	-1	447,895	7,498
Uganda	21-Mar-20	163,032	336	423	-87	3,579	7	15	-8	99,798	219	167	52	59,655	110	33,681	-33,571	2,433,527	53,202



.....: 7-day moving average

North Africa

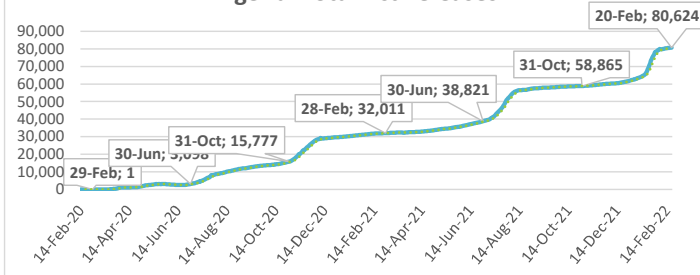
Highlights of the Covid-19 Situation in North Africa for the Week Ending February 20, 2022

- **As of Sunday, February 20, 2022, the number of total cases in the North Africa region reached 3,421,870.** Total number of Covid-19 tests conducted and tests per 1 million people, in the region, stand at 24,817,451 and 120,219 respectively. The region reported 56,197 new cases in the week, which is a 17.4% decline compared to the preceding week. The total number of deaths reported reached 81,058, of which 1,002 were new deaths during the week. The number of total recovered cases reached 3,131,848, of which 2.6% were newly recovered cases during the week. The total number of active cases stands at 208,964, indicating a decline of 27,488 cases during the week. The weekly decline in the number of active cases in the region is mainly attributable to Tunisia followed by Libya and Morocco.
- **Morocco accounted for 33.9% of the total cases reported in the region since the start of the pandemic, while Tunisia accounted for 34.3% of the new cases in the region during the week.** Mauritania has reported the lowest number of total cases in the region since the start of the pandemic which have accumulated to a total of 58,611 of which 98.1% are reported to have recovered.
- **The average case fatality rate (CFR) based on cumulative total cases and deaths as of February 20, 2022, for the region, stands at 2.4%. The highest CFR in the region was recorded in Egypt at 5.1% and the lowest in Libya at 1.3%.**

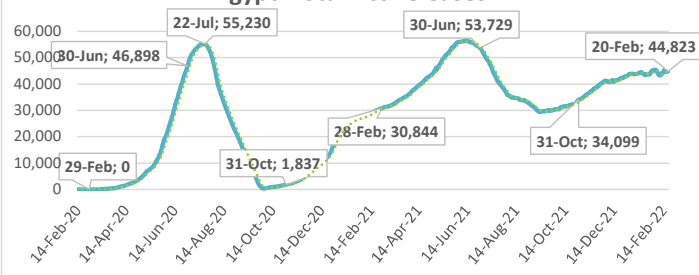
Summary of COVID-19 tracking in North Africa: Situation for the week ending 20 February 2022

	Date of first case	Cases				Deaths				Recovered				Active				Test	
		Total cases	New cases for the week of	New cases for the week of	Weekly change	Total deaths	New deaths for the week of	New deaths for the week of	Weekly change from Previous week	Total Recovered	New recovered for the week of	New recovered for the week of	Weekly change from Previous week	Active cases	New active for the week of	New active for the week of	Weekly change from Previous week	Total tests	Tests Per million People
			20 Feb.	13 Feb.			20 Feb.	13 Feb.			20 Feb.	13 Feb.			20 Feb.	13 Feb.			
North Africa	14-Feb-20	3,421,870	56,197	68,052	-11,855	81,058	1,002	1,168	-166	3,131,848	82,683	114,105	-31,422	208,964	-27,488	118,173	-145,661	24,817,451	120,219
Algeria	26-Feb-20	264,054	2,302	3,776	-1,474	6,797	68	83	-15	176,633	1,925	3,167	-1,242	80,624	309	21,133	-20,824	230,861	5,265
Egypt	14-Feb-20	469,457	16,636	13,170	3,466	23,752	460	356	104	400,882	15,256	13,294	1,962	44,823	920	12,740	-11,820	5,955,606	58,197
Libya	25-Mar-20	484,445	14,131	20,196	-6,065	6,191	66	58	8	441,916	23,637	18,821	4,816	36,338	-9,572	-20,982	11,410	2,387,104	347,402
Mauritania	14-Mar-20	58,611	42	111	-69	976	4	5	-1	57,522	231	743	-512	113	-193	500	-693	731,323	157,285
Morocco	5-Mar-20	1,158,967	3,802	7,922	-4,120	15,894	113	188	-75	1,134,878	11,508	19,280	-7,772	8,195	-7,819	21,600	-29,419	11,237,010	304,439
Tunisia	5-Mar-20	986,336	19,284	22,877	-3,593	27,448	291	478	-187	920,017	30,126	58,800	-28,674	38,871	-11,133	83,182	-94,315	4,275,547	361,764

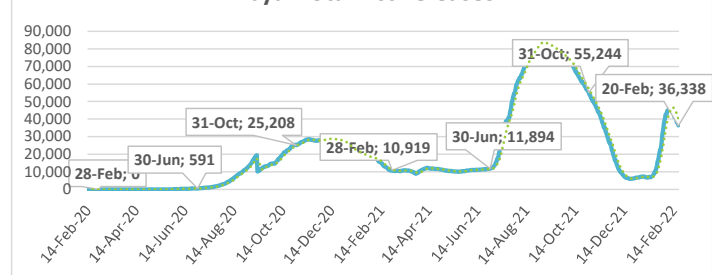
Algeria: Total Active Cases



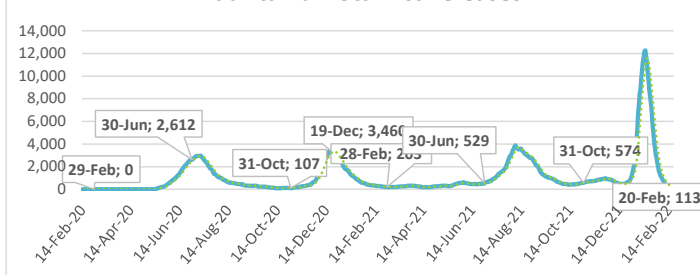
Egypt: Total Active Cases



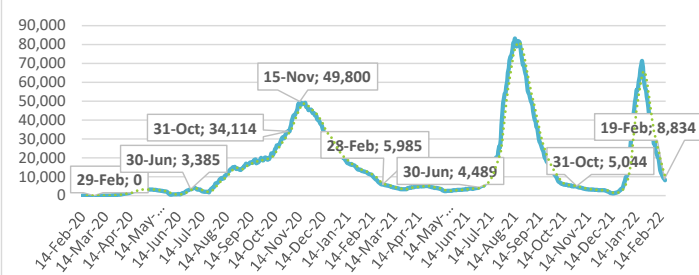
Libya: Total Active Cases



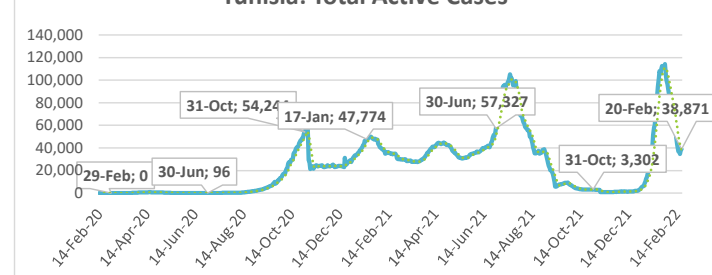
Mauritania: Total Active Cases



Morocco: Total Active Cases



Tunisia: Total Active Cases



.....: 7-day moving average

Southern Africa

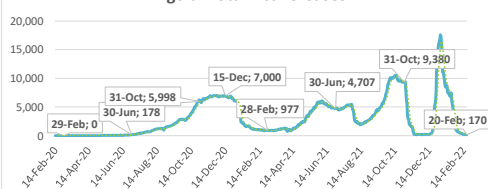
Highlights of the Covid-19 Situation in Southern Africa for the Week Ending February 20, 2022

- **As of Sunday, February 20, 2022, the number of total cases in the Southern Africa region reached 5,230,771.** Total number of Covid-19 tests conducted and tests per 1 million people, in the region, stand at 35,787,858 and 169,620 respectively. The region reported 25,416 new cases in the week, which is an 11.7% decline compared to the preceding week. The total number of deaths reported reached 125,591, of which 1,743 were new deaths during the week. The total number of recovered cases reached 5,031,990, of which 0.6% were newly recovered cases during the week. The total number of active cases stands at 73,190, indicating a decline of 8,904 cases in the week. The weekly decline in the number of active cases in the region is mainly attributable to South Africa followed by Malawi.
- **South Africa accounted for 69.9% of the total cases reported in the region since the start of the pandemic and 65.8% of the new cases in the region during the week.** São Tomé & Príncipe has the lowest number of total cases reported in the region at 5,926 of which 98.6% are reported to have recovered.
- **The average case fatality rate (CFR) based on cumulative total cases and deaths as of February 20, 2022, for the region, stands at 2.4%. The highest CFR in the region was reported in Malawi at 3.1% and the lowest in Mozambique and Botswana at 1.0%.**

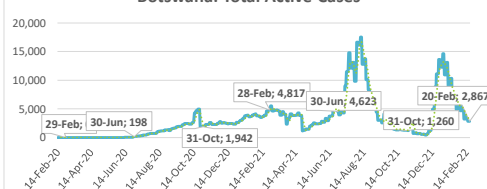
Summary of COVID-19 tracking in Southern Africa: Situation for the week ending 20 February 2022

	Date of first case	Cases				Deaths				Recovered				Active				Test	
		Total cases	New cases for the week of	New cases for the week of	Weekly change	Total deaths	New deaths for the week of	New deaths for the week of	Weekly change from Previous week	Total Recovered	New recovered for the week of	New recovered for the week of	Weekly change from Previous week	Active cases	New active for the week of	New active for the week of	Weekly change from Previous week	Total tests	Tests Per million People
			20 Feb.	13 Feb.			20 Feb.	13 Feb.			20 Feb.	13 Feb.			20 Feb.	13 Feb.			
Southern Africa	5-Mar-20	5,230,771	25,416	28,785	-3,369	125,591	1,743	1,269	474	5,031,990	32,577	41,875	-9,298	73,190	-8,904	41,668	-50,572	36,160,396	169,620
Angola	27-Mar-20	98,638	124	150	-26	1,899	1	2	-1	96,569	192	481	-289	170	-69	-9,980	9,911	1,413,392	43,004
Botswana	16-Mar-20	261,913	2,258	3,614	-1,356	2,608	11	12	-1	256,438	2,592	5,075	-2,483	2,867	-345	3,339	-3,684	2,165,678	920,928
Eswatini	14-Mar-20	68,978	183	242	-59	1,388	5	5	0	67,420	197	266	-69	170	-19	0	-19	471,931	406,780
Lesotho	13-May-20	32,434	62	114	-52	696	0	2	-2	23,116	304	758	-454	8,622	-242	632	-874	391,628	182,812
Madagascar	20-Mar-20	63,433	589	1,410	-821	1,350	15	28	-13	57,862	1,362	1,813	-451	4,221	-788	4,104	-4,892	393,562	14,213
Malawi	2-Apr-20	85,219	194	212	-18	2,606	10	25	-15	74,685	2,194	1,994	200	7,928	-2,010	9,146	-11,156	542,492	28,358
Mauritius	18-Mar-20	29,224	1,156	1,203	-47	786	0	0	0	25,806	122	45	77	2,632	1,034	2,422	3,456	359,627	282,777
Mozambique	27-Mar-20	224,903	200	364	-164	2,189	0	6	-6	218,911	633	1,166	-533	3,803	-433	4,055	-4,488	1,258,710	40,272
Namibia	14-Mar-20	157,010	245	394	-149	4,002	9	13	-4	152,472	480	3,944	-3,464	536	-244	3,433	-3,677	946,174	372,377
São Tomé & Príncipe	6-Apr-20	5,926	6	8	-2	71	0	0	0	5,845	15	55	-40	10	-9	-443	434	36,019	164,351
South Africa	2-Mar-20	3,658,547	16,736	17,849	-1,113	98,667	1,674	1,158	516	3,522,732	20,413	22,070	-1,657	37,148	-5,351	24,890	-22,880	879,385	793
Zambia	18-Mar-20	311,194	1,692	2,296	-604	3,943	6	7	-1	305,194	2,266	2,255	11	2,057	-580	2,407	-2,987	3,247,890	176,670
Zimbabwe	25-Mar-20	233,352	1,971	929	1,042	5,386	12	11	1	224,940	1,807	1,953	-146	3,026	152	2,507	-2,355	2,052,414	138,090

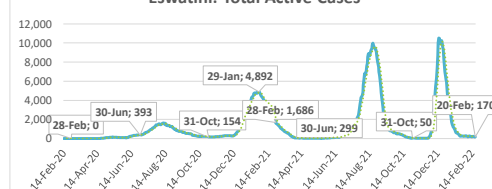
Angola: Total Active Cases



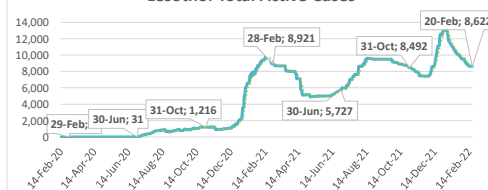
Botswana: Total Active Cases



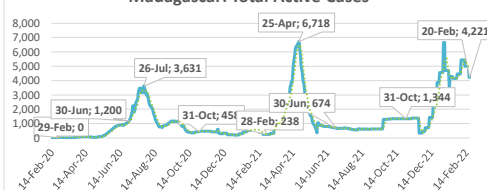
Eswatini: Total Active Cases



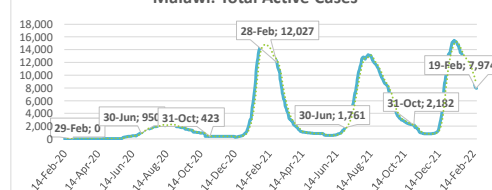
Lesotho: Total Active Cases



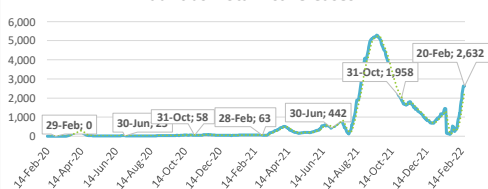
Madagascar: Total Active Cases



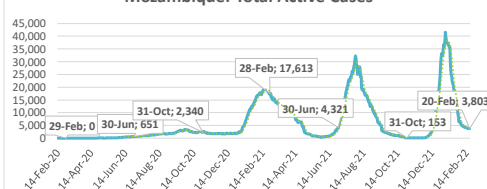
Malawi: Total Active Cases



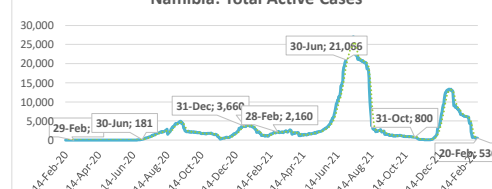
Mauritius: Total Active Cases



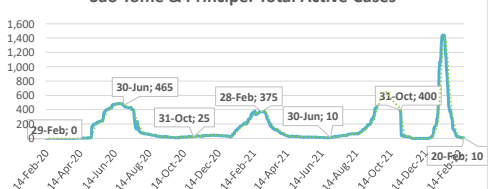
Mozambique: Total Active Cases



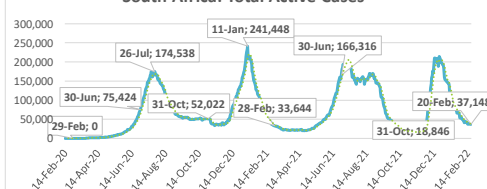
Namibia: Total Active Cases



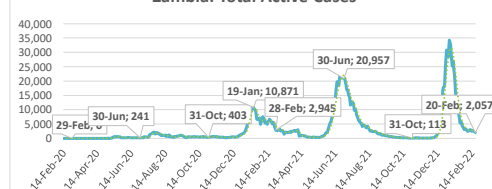
São Tomé & Príncipe: Total Active Cases



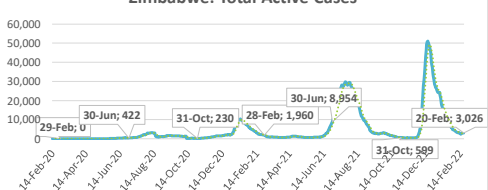
South Africa: Total Active Cases



Zambia: Total Active Cases



Zimbabwe: Total Active Cases



.....: 7-day moving average

West Africa

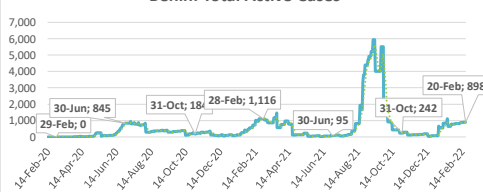
Highlights of the Covid-19 Situation in West Africa for the Week Ending February 20, 2022

- **As of Sunday, February 20, 2022, the number of total cases in the West Africa region reached 829,596.** Total number of Covid-19 tests conducted and tests per 1 million people, in the region, stand at 13,154,580 and 33,118 respectively. The region reported 1,464 new cases during the week, which is 0.8% lower compared to the new cases reported in the preceding week. The total number of deaths reported reached 10,940, of which 26 were new deaths during the week. The number of total recovered cases reached 788,676, of which 0.5% were newly recovered cases during the period under review. The total number of active cases stands at 29,980, indicating a decline of 2,804 cases in the review period. The weekly decline in the number of active cases in the region is mainly attributable to Togo followed by Ghana and Mali.
- **Nigeria accounted for 30.6% of the total cases reported in the region since the start of the pandemic, while Ghana accounted for 32.0% of the new cases in the region during the week.** Liberia has the lowest number of total cases in the region since the start of the pandemic with a total of 7,360 of which 78.1% are reported to have recovered.
- **The average case fatality rate (CFR) based on cumulative total cases and deaths as of February 20, 2022, for the region, stands at 1.3%. The highest CFR in the region was reported in Liberia at 3.9% and the lowest in Benin at 0.6%.**

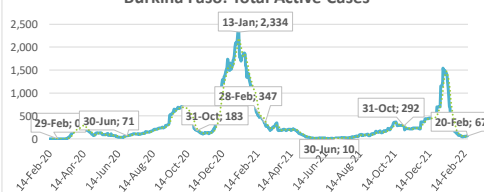
Summary of COVID-19 tracking in West Africa: Situation for the week ending 20 February 2022

	Date of first case	Cases				Deaths				Recovered				Active				Test	
		Total cases	New cases for the week of	New cases for the week of	Weekly change	Total deaths	New deaths for the week of	New deaths for the week of	Weekly change from Previous week	Total Recovered	New recovered for the week of	New recovered for the week of	Weekly change from Previous week	Active cases	New active for the week of	New active for the week of	Weekly change from Previous week	Total tests	Tests Per million People
			20 Feb.	13 Feb.			20 Feb.	13 Feb.			20 Feb.	13 Feb.			20 Feb.	13 Feb.			
West Africa	28-Feb-20	829,596	1,464	1,476	-12	10,940	26	39	-13	788,676	4,242	5,072	-830	29,980	2,804	17,779	-20,583	13,154,580	33,118
Benin	16-Mar-20	26,567	15	54	-39	163	0	0	0	25,506	0	0	0	898	15	401	-386	604,310	49,847
Burkina Faso	9-Mar-20	20,751	35	37	-2	375	0	3	-3	20,309	20	62	-42	67	15	-287	302	316,216	15,128
Cabo Verde	20-Mar-20	55,860	18	57	-39	400	0	3	-3	55,393	44	118	-74	67	-26	-255	229	459,152	825,832
Côte d'Ivoire	11-Mar-20	81,367	249	198	51	791	2	3	-1	79,263	370	289	81	1,313	-123	621	-744	1,399,989	53,074
Gambia, The	18-Mar-20	11,924	13	31	-18	365	0	1	-1	11,461	0	0	0	98	13	48	-35	142,622	59,016
Ghana	12-Mar-20	158,220	469	210	259	1,433	14	7	7	156,429	1,107	384	723	358	-652	-1,337	685	2,284,338	73,515
Guinea	13-Mar-20	36,354	25	67	-42	438	2	8	-6	32,684	0	138	-138	3,232	23	2,334	-2,311	620,137	47,220
Guinea-Bissau	27-Mar-20	7,907	58	79	-21	166	2	6	-4	6,935	45	99	-54	806	11	228	-217	122,275	62,132
Liberia	16-Mar-20	7,360	2	82	-80	290	0	0	0	5,747	0	0	0	1,323	2	1,180	-1,178	139,824	27,646
Mali	25-Mar-20	30,340	75	60	15	720	4	1	3	28,543	511	1,219	-708	1,077	-440	2,093	-2,533	614,611	30,350
Niger	20-Mar-20	8,738	27	25	2	303	0	1	-1	8,406	44	204	-160	29	-17	118	-135	226,119	9,341
Nigeria	28-Feb-20	254,243	227	289	-62	3,142	1	2	-1	230,587	190	271	-81	20,514	36	11,144	-11,108	4,233,363	20,536
Senegal	2-Mar-20	85,564	152	206	-54	1,958	1	1	0	83,478	346	1,220	-874	128	-195	1,313	-1,508	1,006,220	60,095
Sierra Leone	31-Mar-20	7,663	11	24	-13	125	0	0	0	7,538	11	24	-13	0	0	-1,882	1,882	303,258	38,017
Togo	6-Mar-20	36,738	88	57	31	271	0	3	-3	36,397	1,554	1,044	510	70	-1,466	2,060	-3,526	682,146	82,397

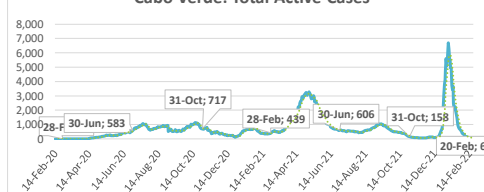
Benin: Total Active Cases



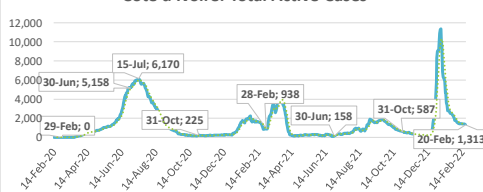
Burkina Faso: Total Active Cases



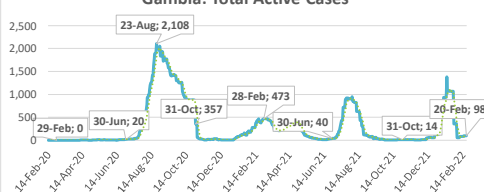
Cabo Verde: Total Active Cases



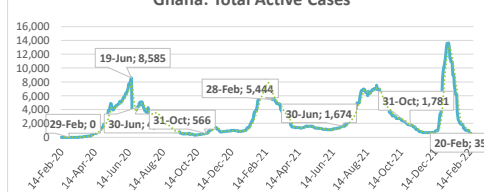
Côte d'Ivoire: Total Active Cases



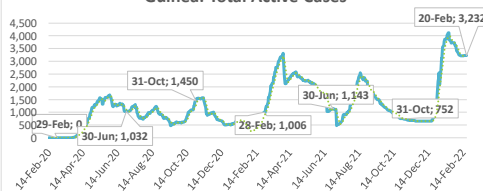
Gambia: Total Active Cases



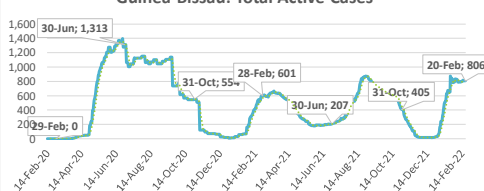
Ghana: Total Active Cases



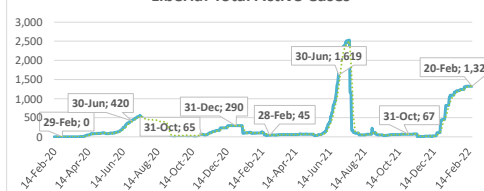
Guinea: Total Active Cases



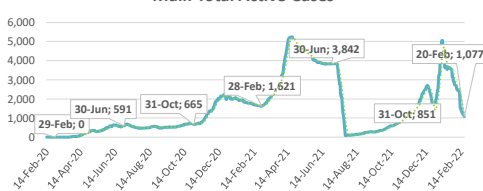
Guinea-Bissau: Total Active Cases



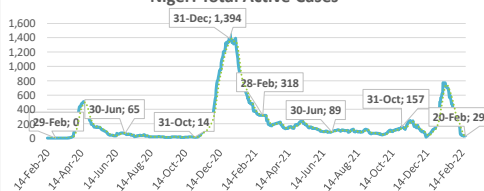
Liberia: Total Active Cases



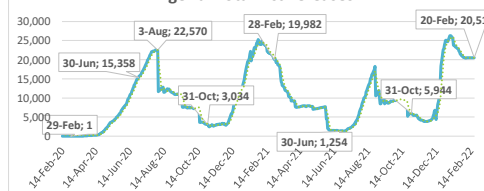
Mali: Total Active Cases



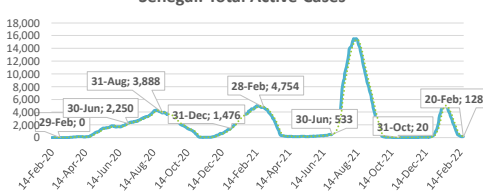
Niger: Total Active Cases



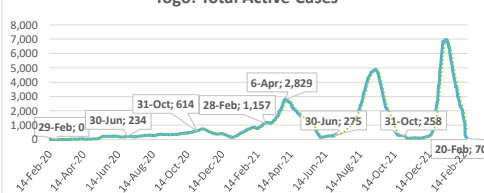
Nigeria: Total Active Cases



Senegal: Total Active Cases



Togo: Total Active Cases



.....: 7-day moving average