



AFRICAN DEVELOPMENT BANK GROUP

Weekly Data Flash on Covid-19 in Africa¹:

The situation as of Sunday, April 18, 2021

Statistics Department (ECST)

¹ This briefing note has been prepared by Roza Mamuye Bora, Senior Statistician; Anouar Chaouch, Statistician; Soumaila Karambiri, Statistical Assistant; Regis Hauhouot Stephane, Statistical Assistant and Desire Lakpa Guy, Statistical Assistant and under the supervision of Louis Kouakou, Division Manager ECST1.

For more information on Covid-19, please visit the Bank's Africa Information Highway
<https://africacovid.opendataforafrica.org/>.

Contents

	Page
Highlights of the Covid-19 Situation in Africa as of April 18, 2021	1
Data Annexes: Africa	4
Highlights of the Covid-19 Situation in Central Africa as of April 18, 2021	6
Data Annexes: Central Africa	8
Highlights of the Covid-19 Situation in East Africa as of April 18, 2021	9
Data Annexes: East Africa	11
Highlights of the Covid-19 Situation in North Africa as of April 18, 2021	12
Data Annexes: North Africa	14
Highlights of the Covid-19 Situation in Southern Africa as of April 18, 2021	15
Data Annexes: Southern Africa	17
Highlights of the Covid-19 Situation in West Africa as of April 18, 2021	18
Data Annexes: West Africa	20

Highlights of the Covid-19 Situation in Africa as of April 18, 2021²

Vaccinations: Status Update

- **Over 113.0 million new Covid-19 vaccinations were administered globally in the week ending April 18, 2021, bringing the total given since the start of the pandemic to 894,514,948.** In terms of the geographical distribution, the USA accounted for 23.4% of the total number of Covid-19 vaccinations administered to date, followed by China at 21.2% and India at 13.7%.
- **The number of African countries that have released data on rolling out Covid-19 vaccinations reached 29, though the number of countries that have just started their vaccination roll-out could be higher.** As of April 18, 2021, 14,683,856 vaccinations had been administered in Africa, which represents 1.6% of total global vaccinations. Morocco accounts for 60.2% of the vaccinations carried out in Africa to date.

Covid-19 Testing in Africa

- **As of Sunday, April 18, 2021, more than 42.7 million tests for Covid-19 had been administered in Africa, of which over 0.8 million were reported in the week under review.** The majority (24.2%) of the total tests as of April 18, 2021 were conducted in South Africa, followed by Morocco (14.4%), Egypt (6.3%), Ethiopia (5.9%), Nigeria (4.3%), Kenya (3.8%), Zambia (3.2%), Cameroon (2.9%), Rwanda (2.9%) and Tunisia (2.9%). These ten countries collectively account for 70.8% of the tests conducted to date in Africa.
- **The number of average tests per 1 million people in Africa as of April 18, 2021 stands at 31,927, which is an increase of 1.9% over the figure reported in the previous week.** Botswana is the best performer on this indicator with 412,391 tests per 1 million people, followed by Gabon (308,674), Cabo Verde (299,331), Mauritius (282,029), Seychelles (218,654), South Africa (174,293) and Morocco (166,981).

Confirmed, New and Active Global Covid-19 Cases

- **Globally, the total number of confirmed Covid-19 cases since the start of the pandemic reached 141,125,084:** the majority of which (30.2%) occurred in Europe, followed by North America (26.3%), Asia (23.8%), South America (16.5%) and Africa (3.1%). To date, 88,471,177 cases have recovered globally, representing 62.7% of confirmed global Covid-19 cases.
- **The number of new cases reported globally in the review week amounted to 5,249,391,** indicating a 12.6% increase compared to the new cases recorded in the preceding week.
- **The number of global deaths due to Coronavirus reached 3,017,633, of which 82,175 were recorded in the week ending April 18, 2021;** this shows a decline of 1.0% over the previous

² Tanzania has not released data on Covid-19 since May 08, 2020. Liberia has not released new data for the past four weeks.

week. The number of global active cases showed an increment of 1,850,905 cases in the review week, to reach 49,636,274 as of April 18, 2021.

- **Africa accounted for 3.1% of the total global cases, 3.9% of deaths, 4.5% of recovered cases and 0.7% of active cases as of April 18, 2021, as detailed below.**

Confirmed, New and Active Covid-19 Cases in Africa

- **As of April 18, 2021, the total number of confirmed cases in Africa reached 4,431,640**, 77.3% of which were in nine countries, namely South Africa (35.4%), Morocco (11.4%), Tunisia (6.4%), Ethiopia (5.5%), Egypt (4.9%), Libya (3.9%), Nigeria (3.7%), Kenya (3.4%) and Algeria (2.7%). The five countries with the lowest number of cases were Mauritius, Liberia, São Tomé & Príncipe, Burundi and Eritrea, with cases ranging between 1,203 in Mauritius and 3,491 in Eritrea, collectively accounting for 0.3% of the confirmed cases in Africa. Considering population size, Seychelles, Cabo Verde, South Africa, Libya and Tunisia are the five countries with the highest number of confirmed cases per million people; rates ranging from 50,742 in Seychelles to 24,411 in Tunisia. The average cases per million, for Africa, stands at 3,388.
- **In the week under review, a total of 81,442 new cases were reported in Africa**, which is a 2.7% increase compared to the previous week. These new cases in Africa account for 1.6% of the weekly new cases recorded globally. The North Africa region accounted for 35.0% of the weekly new cases in Africa, followed by East Africa (28.4%), Southern Africa (23.2%), West Africa (7.1%) and Central Africa (6.3%).
- **The total number of active cases in Africa increased by 18,854 cases in the review week to reach 370,269.** Currently, just seven countries account for 73.6% of the active cases in Africa, namely Ethiopia (59,343), Kenya (47,530), Tunisia (40,916), Egypt (40,117), Algeria (33,090), Cameroon (28,609) and South Africa (22,890).
- **From a regional perspective, North Africa accounts for 35.5% of active cases in Africa, followed by East Africa (34.0%), Southern Africa (13.9%), Central Africa (10.0%) and West Africa (6.7%).**

Deaths and the Case Fatality Rates in Africa

- **As of April 18, 2021, a total of 117,898 deaths had been reported in Africa since the start of the pandemic**, of which 52.5% were in Southern Africa, 32.2% in North Africa, 8.3% in East Africa, 5.0% in West Africa and 2.0% in Central Africa. The five countries with the highest number of reported deaths due to Covid-19 since the start of the pandemic are South Africa, Egypt, Tunisia, Morocco and Ethiopia, ranging from 53,736 in South Africa to 3,370 in Ethiopia. A total of 2,188 new deaths were reported in Africa in the week under review, which is an increase of 17.8% compared to the preceding week.
- **The case fatality rate (CFR), i.e. deaths per confirmed cases for Africa, stands at 2.7%, which is higher than the global CFR rate of 2.1%.** Regionally, West Africa has the lowest

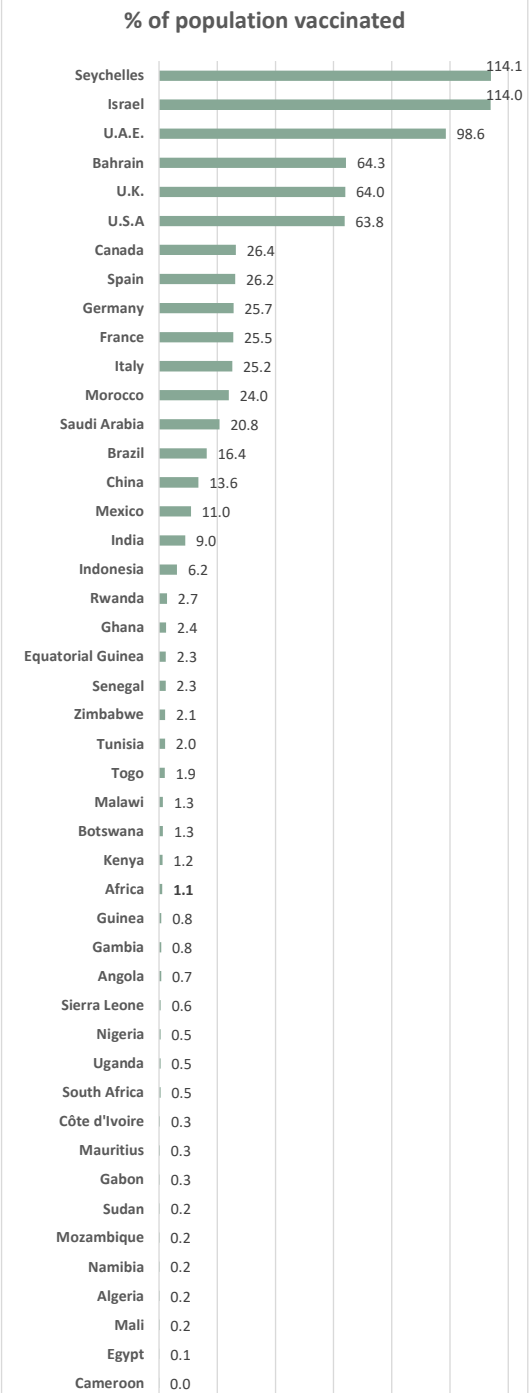
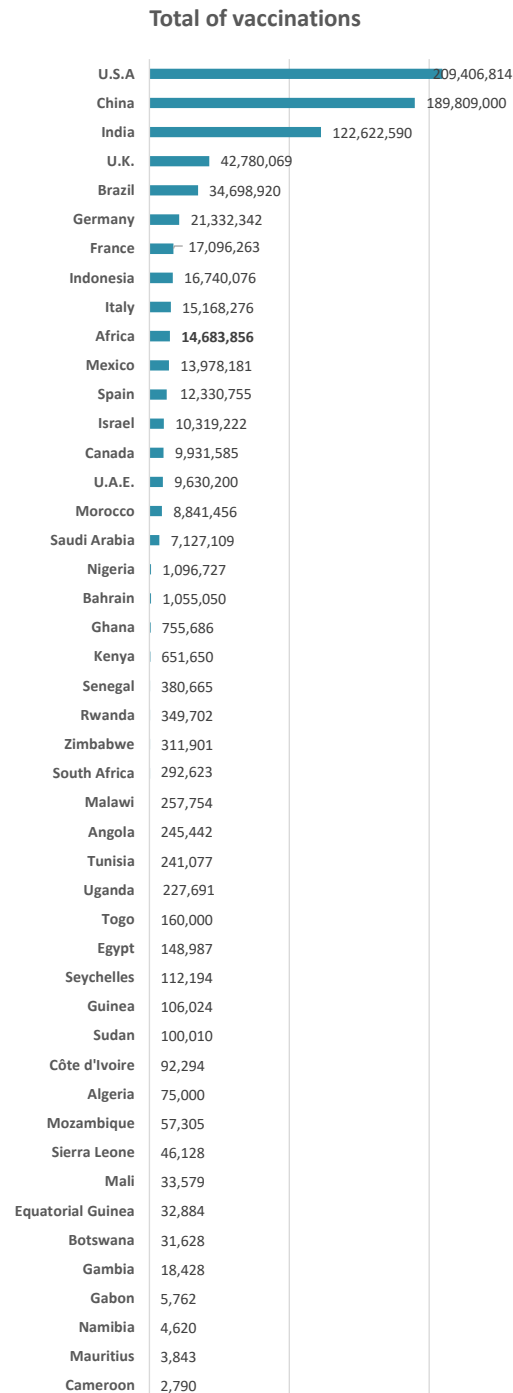
CFR at 1.3%, followed by Central Africa at 1.6% and East Africa at 1.8%, while North Africa at 2.9% and Southern Africa at 3.1% recorded higher CFRs than the African average. As of April 18, 2021, sixteen African countries, namely Sudan (6.7%), Egypt (5.9%), Somalia (5.1%), Liberia (4.2%), Zimbabwe (4.1%), Comoros (3.8%), Eswatini (3.6%), Niger (3.7%), Chad (3.6%), Tunisia (3.4%), South Africa (3.4%), Malawi (3.4%), Mali (3.3%), The Gambia (3.0%), Lesotho (2.9%) and Senegal (2.7%) consistently recorded CRFs higher than or equal to the average for Africa.

Recovery Rates in Africa

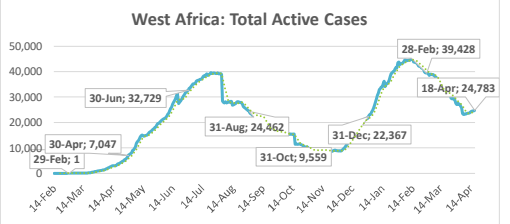
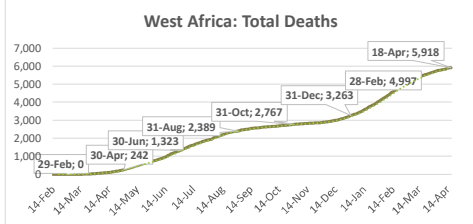
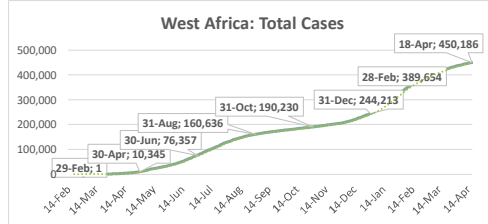
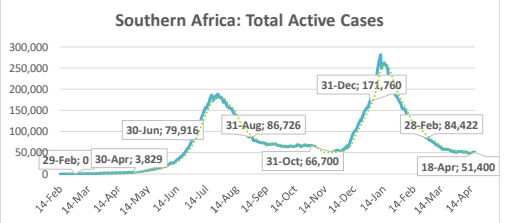
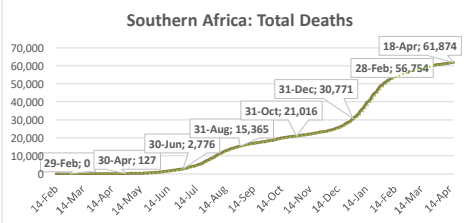
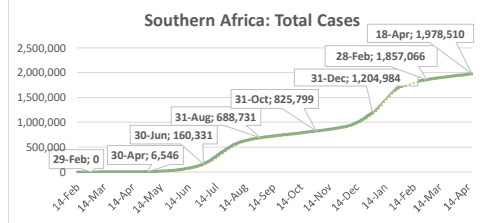
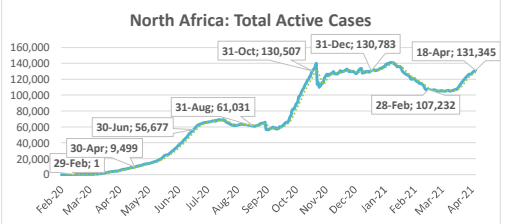
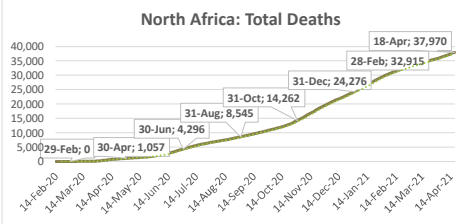
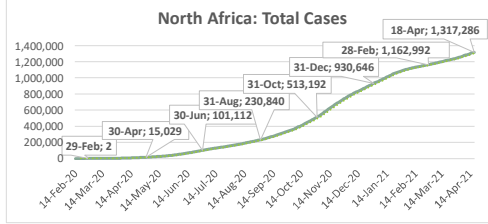
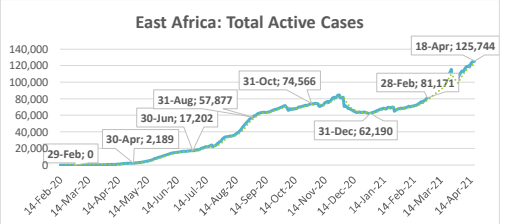
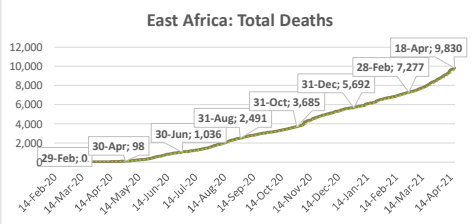
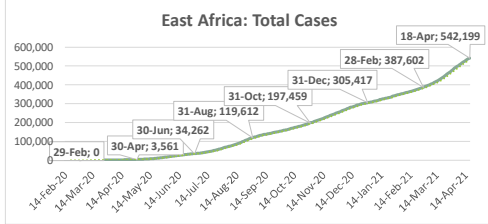
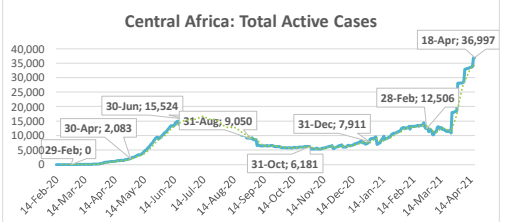
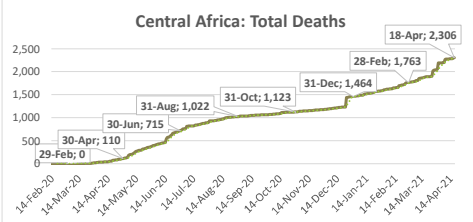
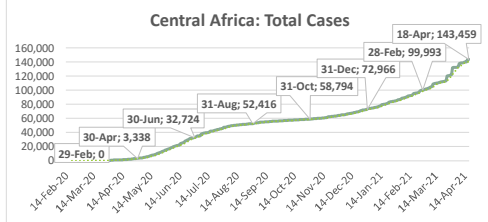
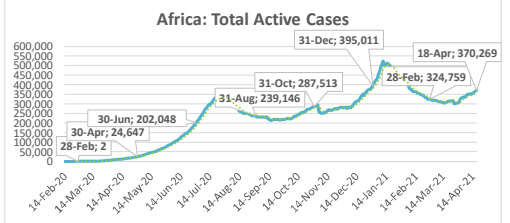
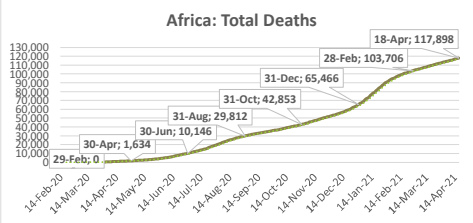
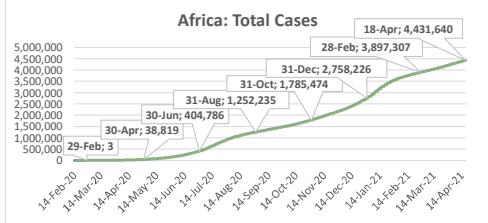
- **As of April 18, 2021, the number of recovered cases in Africa reached 3,943,473, which is 89.0% of its total confirmed cases.** Regionally, the recovery rates were 94.3% for Southern Africa, 93.2% for West Africa, 87.1% for North Africa, 75.0% for East Africa, and 72.6% for Central Africa. In the week under review 60,400 newly recovered cases were reported.

Status of Vaccinations Administered Globally for the Week Ending April 18, 2021

	Vaccinations				
	Total vaccinations	% of population vaccinated	New vaccinations for the week of	New vaccinations for the week of	Weekly change
			18 Apr.	11 Apr.	
World	894,514,948	11.5	113,018,833	122,540,308	-9,521,475
Africa	14,683,856	1.1	1,259,958	1,549,298	-289,340
Algeria	75,000	0.2	0	0	0
Angola	245,442	0.7	0	104,991	-104,991
Botswana	31,628	1.3	31,628	0	31,628
Cameroon	2,790	0.0	2,790	0	2,790
Côte d'Ivoire	92,294	0.3	25,405	18,702	6,703
Egypt	148,987	0.1	0	0	0
Equatorial Guinea	32,884	2.3	18,804	0	18,804
Gabon	5,762	0.3	1,837	1,492	345
Gambia	18,428	0.8	1,693	11,390	-9,697
Ghana	755,686	2.4	74,475	181,211	-106,736
Guinea	106,024	0.8	32,922	9,849	23,073
Kenya	651,650	1.2	229,629	225,586	4,043
Malawi	257,754	1.3	48,401	49,779	-1,378
Mali	33,579	0.2	16,653	16,926	-273
Mauritius	3,843	0.3	0	0	0
Morocco	8,841,456	24.0	234,885	365,701	-130,816
Mozambique	57,305	0.2	0	57,305	-57,305
Namibia	4,620	0.2	1,745	781	964
Nigeria	1,096,727	0.5	132,340	145,522	-13,182
Rwanda	349,702	2.7	776	0	776
Senegal	380,665	2.3	31,557	46,251	-14,694
Seychelles	112,194	114.1	3,445	6,669	-3,224
Sierra Leone	46,128	0.6	8,448	5,781	2,667
South Africa	292,623	0.5	4,217	19,304	-15,087
Sudan	100,010	0.2	100,010	0	100,010
Togo	160,000	1.9	35,144	35,144	0
Tunisia	241,077	2.0	82,764	70,823	11,941
Uganda	227,691	0.5	51,222	86,273	-35,051
Zimbabwe	311,901	2.1	89,168	89,818	-650
Americas					
Brazil	34,698,920	16.4	5,491,447	5,527,510	-36,063
Canada	9,931,585	26.4	1,948,633	1,748,519	200,114
Mexico	13,978,181	11.0	2,773,998	2,216,993	557,005
U.S.A	209,406,814	63.8	22,359,683	21,993,385	366,298
Asia					
China	189,809,000	13.6	25,338,000	27,794,000	-2,456,000
India	122,622,590	9.0	18,257,555	28,385,384	-10,127,829
Indonesia	16,740,076	6.2	1,588,614	2,502,338	-913,724
Europe					
France	17,096,263	25.5	2,566,035	2,107,768	458,267
Germany	21,332,342	25.7	3,751,746	3,199,528	552,218
Israel	10,319,222	114.0	77,679	165,819	-88,140
Italy	15,168,276	25.2	2,171,253	1,958,558	212,695
Spain	12,330,755	26.2	2,098,930	1,683,227	415,703
U.K.	42,780,069	64.0	3,192,176	2,683,138	509,038
Middle East					
Bahrain	1,055,050	64.3	135,828	121,298	14,530
Saudi Arabia	7,127,109	20.8	856,304	1,276,229	-419,925
U.A.E.	9,630,200	98.6	624,756	426,465	198,291



Summary of COVID-19 tracking in Africa: Situation for the week ending 18 April 2021																			
	Date of first case	Cases				Deaths				Recovered				Active				Test	
		Total cases	New cases for the week of	New cases for the week of	Weekly change from Previous week	Total deaths	New deaths for the week of	New deaths for the week of	Weekly change from Previous week	Total Recovered	New recovered for the week of	New recovered for the week of	Weekly change from Previous week	Active cases	New active for the week of	New active for the week of	Weekly change from Previous week	Total tests	Tests Per million People
World	31-Dec	141,125,084	5,249,391	4,662,918	586,473	3,017,633	82,175	11 Apr. 82,995	-820	88,471,177	3,316,311	2,882,669	433,642	49,636,274	1,850,905	1,697,254	153,651	2,050,293,838	263,034
Africa	14-Feb	4,431,640	81,442	79,279	2,163	117,898	2,188	1,857	331	3,943,473	60,400	60,940	-540	370,269	18,854	16,482	2,372	42,745,214	31,927
Central Africa	6-Mar	143,459	5,120	6,285	-1,165	2,306	31	85	-54	104,156	1,249	1,150	99	36,997	3,840	5,050	-1,210	2,487,870	16,981
East Africa	13-Mar	542,199	23,151	24,272	-1,121	9,830	558	427	131	406,625	15,636	16,724	-1,088	125,744	6,957	7,121	-164	7,145,691	19,030
North Africa	14-Feb	1,317,286	28,471	27,766	705	37,970	929	772	157	1,147,971	22,336	17,141	5,195	131,345	5,206	9,853	-4,647	11,472,771	55,576
Southern Africa	5-Mar	1,978,510	18,888	14,743	4,145	61,874	579	504	75	1,865,236	16,609	16,971	-362	51,400	1,700	-2,732	4,432	15,400,658	72,241
West Africa	28-Feb	450,186	5,812	6,213	-401	5,918	91	69	22	419,485	4,570	8,954	-4,384	24,783	1,151	-2,810	3,961	6,238,224	15,705



.....: 7-day moving average

Central Africa

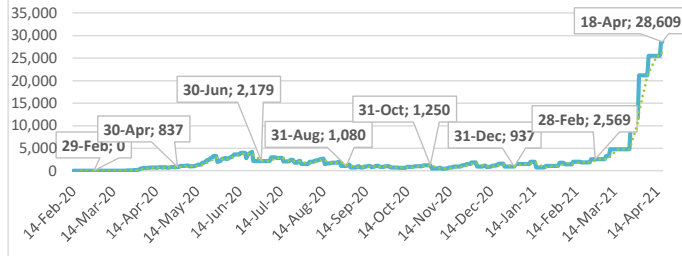
Highlights of the Covid-19 Situation in Central Africa as of April 18, 2021

- **As of Sunday, April 18, 2021, the number of total cases in the Central Africa region reached 143,459.** The region reported 5,120 new cases in the review week, which is an 18.5% decline compared to the preceding week. The total number of deaths reported reached 2,306, recording 31 new deaths in the review week. The number of total recovered cases reached 104,156, of which 1,249 were newly recovered cases during the review week. The total number of active cases stands at 36,997, which is an increase of 3,840 cases in the review week. The increase in active cases is mainly attributable to Cameroon.
- **Cameroon accounted for 45.2% of the total cases and 60.1% of the new cases reported in the region during the week under review.** Chad has the lowest number of total cases in the Central region at 4,706.
- **The average case fatality rate (CFR) for the region decreased to 1.6% in the review week. The highest CFR in the region was reported in Chad at 3.6% and the lowest in Gabon at 0.6%.**

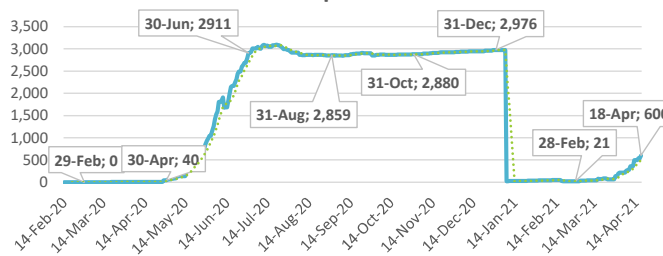
Summary of COVID-19 tracking in Central Africa: Situation for the week ending 18 April 2021

	Date of first case	Cases				Deaths				Recovered				Active				Test	
		Total cases	New cases for the week of	New cases for the week of	Weekly change	Total deaths	New deaths for the week of	New deaths for the week of	Weekly change from Previous week	Total Recovered	New recovered for the week of	New recovered for the week of	Weekly change from Previous week	Active cases	New active for the week of	New active for the week of	Weekly change from Previous week	Total tests	Tests Per million People
			18 Apr.	11 Apr.			18 Apr.	11 Apr.			18 Apr.	11 Apr.			18 Apr.	11 Apr.			
Central Africa	6-Mar	143,459	5,120	6,285	-1,165	2,306	31	85	-54	104,156	1,249	1,150	99	36,997	3,840	5,050	-1,210	2,487,870	16,981
Cameroon	6-Mar	64,809	3,078	4,394	-1,316	939	20	68	-48	35,261	0	0	0	28,609	3,058	4,326	-1,268	1,257,949	47,388
Central African Rep.	15-Mar	5,787	296	246	50	75	1	2	-1	5,112	56	99	-43	600	239	145	94	45,247	9,368
Chad	19-Mar	4,706	70	41	29	169	2	2	0	4,342	56	87	-31	195	12	-48	60	116,271	7,079
Congo Rep. of	15-Mar	10,084	0	403	-403	139	2	2	0	8,208	0	0	0	1,737	-2	401	-403	120,073	21,760
Congo Dem. Rep.	10-Mar	28,956	414	217	197	745	0	0	0	25,841	0	254	-254	2,370	414	-37	451	145,038	1,619
Equatorial Guinea	14-Mar	7,259	40	211	-171	106	0	3	-3	6,885	86	164	-78	268	-46	44	-90	116,266	82,870
Gabon	12-Mar	21,858	1,222	773	449	133	6	8	-2	18,507	1,051	546	505	3,218	165	219	-54	687,026	308,674

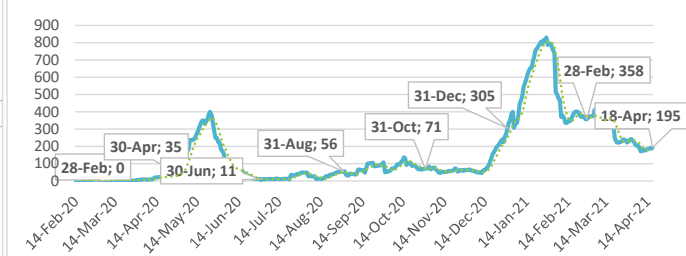
Cameroon: Total Active Cases



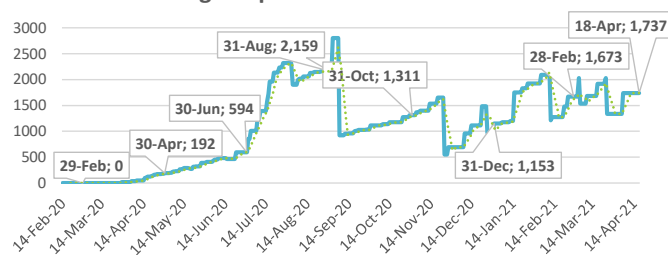
Central African Rep: Total Active Cases



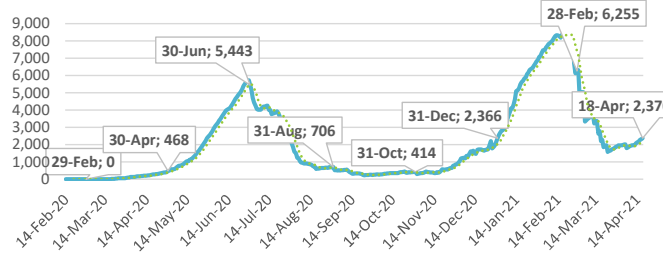
Chad: Total Active Cases



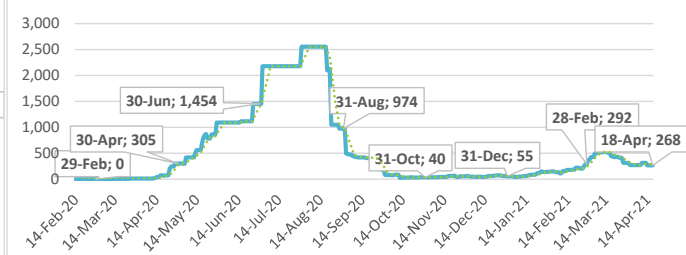
Congo Rep. of: Total Active Cases



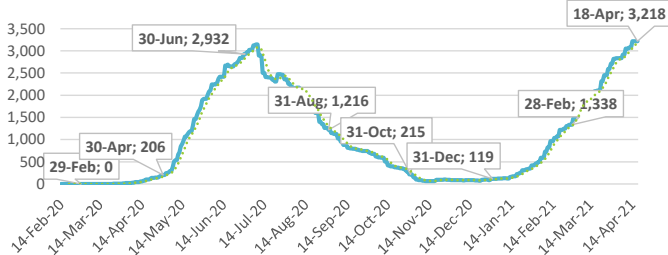
Congo Dem. Rep.: Total Active Cases



Equatorial Guinea: Total Active Cases



Gabon: Total Active Cases



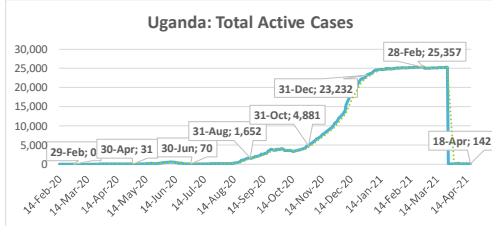
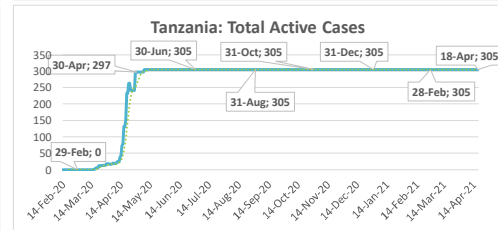
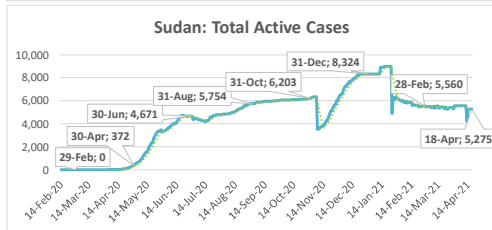
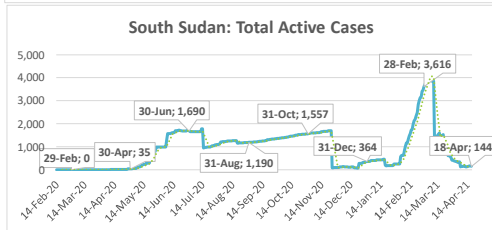
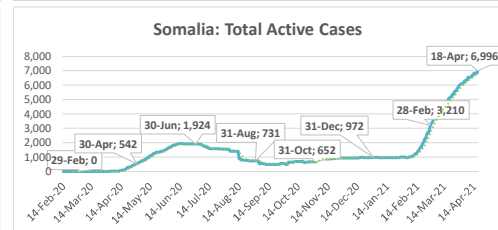
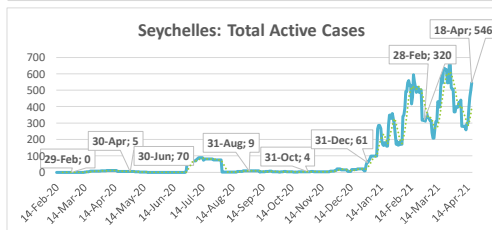
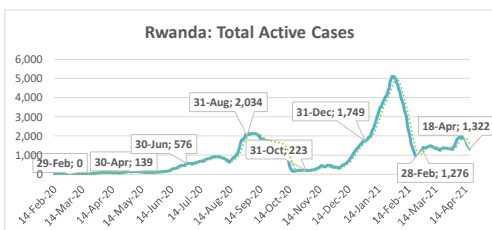
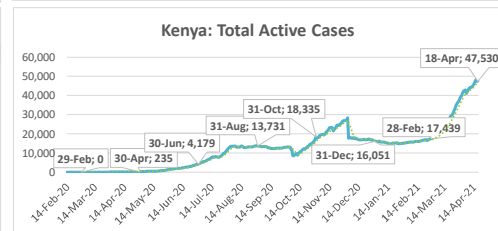
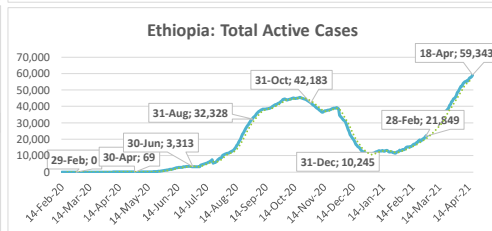
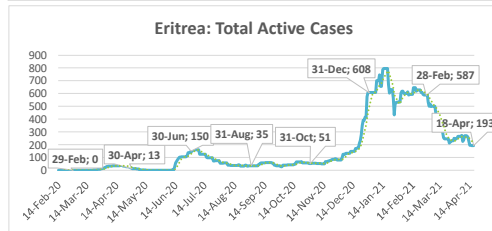
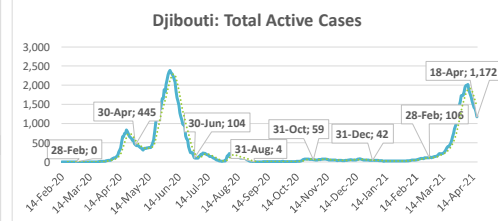
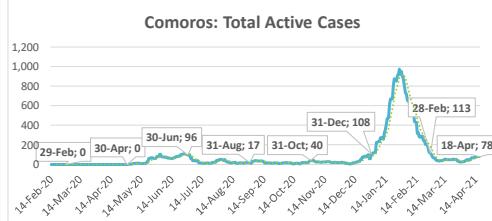
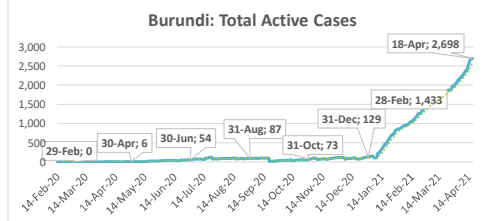
.....: 7-day moving average

East Africa

Highlights of the Covid-19 Situation in East Africa as of April 18, 2021

- **As of Sunday, April 18, 2021, the number of total cases in the East Africa region reached 542,199.** The region reported 23,151 new cases in the review week, which is a 4.6% decline compared to the preceding week. The total number of deaths reported reached 9,830, recording 558 new deaths in the review week. The number of total recovered cases reached 406,625, of which 15,636 were newly recovered cases during the review week. The total number of active cases stands at 125,744, which is an increase of 6,957 cases in the review week. The increase in the number of active cases in the region during the review week is mainly attributable to Ethiopia and Kenya.
- **Ethiopia accounted for 44.6% of the total cases and 56.3% of the new cases in the Eastern region during the week under review.** Burundi has reported the lowest number of total cases in the region since the start of the pandemic at 3,477.
- **The average case fatality rate (CFR) for the region stands at 1.8%. The highest CFR in the region was reported in Sudan at 6.7% and the lowest in Burundi at 0.2%.**

Summary of COVID-19 tracking in East Africa: Situation for the week ending 18 April 2021																			
	Date of first case	Cases				Deaths				Recovered				Active				Test	
		Total cases	New cases for the week of	New cases for the week of	Weekly change	Total deaths	New deaths for the week of	New deaths for the week of	Weekly change from Previous week	Total Recovered	New recovered for the week of	New recovered for the week of	Weekly change from Previous week	Active cases	New active for the week of	New active for the week of	Weekly change from Previous week	Total tests	Tests Per million People
East Africa	13-Mar	542,199	23,151	11 Apr. 24,272	-1,121	9,830	18 Apr. 558	11 Apr. 427	131	406,625	18 Apr. 15,636	11 Apr. 16,724	-1,088	125,744	18 Apr. 6,957	11 Apr. 7,121	-164	7,145,691	19,030
Burundi	31-Mar	3,477	323	243	80	6	0	0	0	773	0	0	0	2,698	323	243	80	116,794	9,822
Comoros	2-May	3,819	30	70	-40	146	0	0	0	3,595	18	39	-21	78	12	31	-19	6,227	7,161
Djibouti	18-Mar	10,460	584	1,367	-783	116	20	24	-4	9,172	1,187	1,279	-92	1,172	-623	64	-687	144,015	145,764
Eritrea	21-Mar	3,491	44	113	-69	10	0	0	0	3,288	122	108	14	193	-78	5	-83	23,693	6,681
Ethiopia	13-Mar	242,028	13,032	13,807	-775	3,370	196	211	-15	179,315	8,682	8,665	17	59,343	4,154	4,931	-777	2,501,570	21,760
Kenya	13-Mar	151,653	5,983	6,682	-699	2,481	133	124	9	101,642	2,547	4,912	-2,365	47,530	3,303	1,646	1,657	1,603,332	29,818
Rwanda	14-Mar	23,888	462	944	-482	325	10	4	6	22,241	998	724	274	1,322	-546	216	-762	1,256,919	97,043
Seychelles	15-Mar	4,922	492	140	352	25	1	0	1	4,351	228	254	-26	546	263	-114	377	21,504	218,654
Somalia	16-Mar	13,079	673	623	50	670	52	61	-9	5,413	191	255	-64	6,996	430	307	123	104,392	6,568
South Sudan	5-Apr	10,473	101	105	-4	114	0	1	-1	10,215	125	255	-130	144	-24	-151	127	143,571	12,826
Sudan	13-Mar	33,022	1,189	0	1,189	2,208	145	0	145	25,539	1,325	0	1,325	5,275	-281	0	-281	232,965	5,313
Tanzania	16-Mar	509	21	183	305	3,880	65
Uganda	21-Mar	41,378	238	178	60	338	1	2	-1	40,898	213	233	-20	142	24	-57	81	986,829	21,574



..... 7-day moving average

North Africa

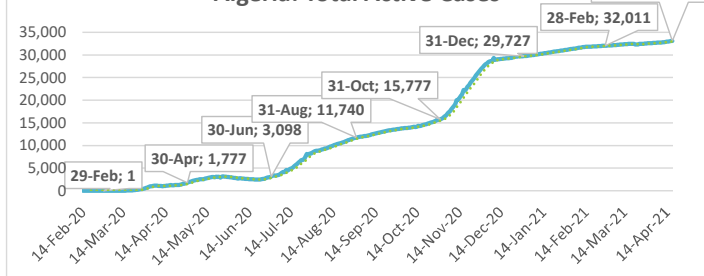
Highlights of the Covid-19 Situation in North Africa as of April 18, 2021

- **As of Sunday, April 18, 2021, the number of total cases in the North Africa region reached 1,317,286.** The region reported 28,471 new cases in the review week, which is a 2.5% increase compared to the preceding week. The total number of deaths reported reached 37,970, recording 929 new deaths in the review week. The number of total recovered cases reached 1,147,971, of which 22,336 were newly recovered cases during the review week. The total number of active cases stands at 131,345 which is an increase of 5,206 cases in the review week. The increase in the number of active cases in the region during the review week is mainly attributable to Tunisia and Egypt.
- **Morocco accounted for 38.4% of the total cases, while Tunisia accounted for 47.9% of the new cases in the region during the week under review.** Mauritania has the lowest number of total cases in the region since the start of the pandemic at 18,129.
- **The average case fatality rate (CFR) for the region currently stands at 2.9%. The highest CFR in the region was reported in Egypt at 5.9% and the lowest in Libya at 1.7%.**

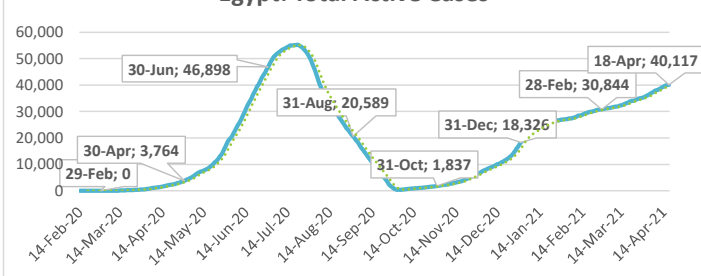
Summary of COVID-19 tracking in North Africa: Situation for the week ending 18 April 2021

	Date of first case	Cases				Deaths				Recovered				Active				Test	
		Total cases	New cases for the week of	New cases for the week of	Weekly change	Total deaths	New deaths for the week of	New deaths for the week of	Weekly change from Previous week	Total Recovered	New recovered for the week of	New recovered for the week of	Weekly change from Previous week	Active cases	New active for the week of	New active for the week of	Weekly change from Previous week	Total tests	Tests Per million People
			18 Apr.	11 Apr.			18 Apr.	11 Apr.			18 Apr.	11 Apr.			18 Apr.	11 Apr.			
North Africa	14-Feb	1,317,286	28,471	27,766	705	37,970	929	772	157	1,147,971	22,336	17,141	5,195	131,345	5,206	9,853	-4,647	11,472,771	55,576
Algeria	26-Feb	119,642	1,126	894	232	3,155	25	25	0	83,397	797	704	93	33,090	304	165	139	230,861	5,265
Egypt	14-Feb	216,334	5,845	5,524	321	12,738	293	282	11	163,479	3,980	3,280	700	40,117	1,572	1,962	-390	2,699,601	26,380
Libya	25-Mar	171,880	4,055	5,531	-1,476	2,896	73	86	-13	157,010	4,089	3,683	406	11,974	-107	1,762	-1,869	929,790	135,315
Mauritania	14-Mar	18,129	107	95	12	453	3	1	2	17,484	137	162	-25	192	-33	-68	35	221,086	47,549
Morocco	5-Mar	505,811	3,709	3,905	-196	8,945	45	50	-5	491,810	3,449	3,440	9	5,056	215	415	-200	6,163,347	166,981
Tunisia	5-Mar	285,490	13,629	11,817	1,812	9,783	490	328	162	234,791	9,884	5,872	4,012	40,916	3,255	5,617	-2,362	1,228,086	103,911

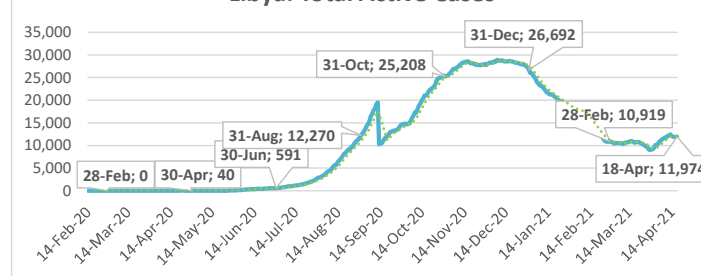
Algeria: Total Active Cases



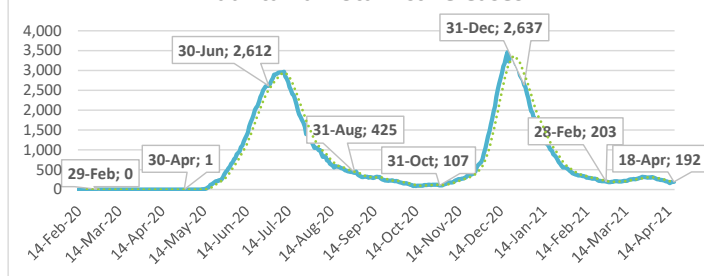
Egypt: Total Active Cases



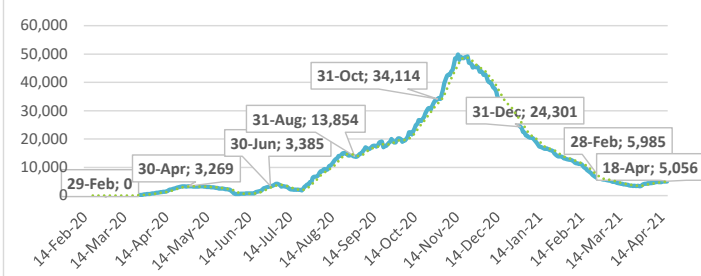
Libya: Total Active Cases



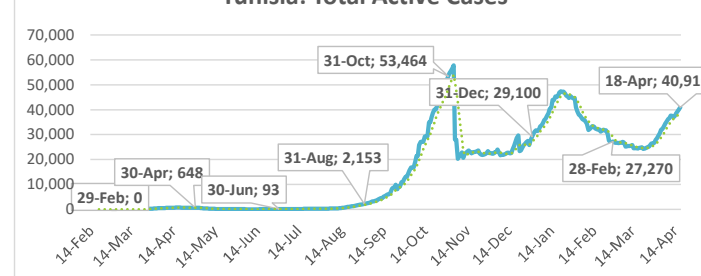
Mauritania: Total Active Cases



Morocco: Total Active Cases



Tunisia: Total Active Cases



.....: 7-day moving average

Southern Africa

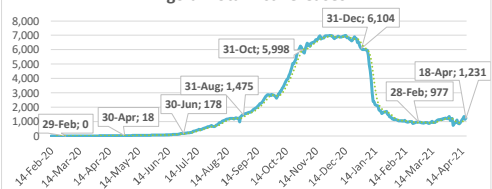
Highlights of the Covid-19 Situation in Southern Africa as of April 18, 2021

- **As of Sunday, April 18, 2021, the number of total cases in the Southern Africa region reached 1,978,510.** The region reported 18,888 new cases in the review week, which is a 28.1% increase compared to the preceding week. The total number of deaths reported reached 61,874, recording 579 new deaths in the review week. The number of total recovered cases reached 1,865,236, of which 16,609 were newly recovered cases during the review week. The total number of active cases stands at 51,400, which is an increase of 1,700 cases in the review week. The increase in the number of active cases in the region during the review week is mainly attributable to South Africa (22,890 active cases) followed by Mozambique (7,112 active cases).
- **South Africa accounted for 79.2% of the total cases and 44.0% of the new cases in the region during the week under review.** Mauritius has the lowest number of total cases in the region at 1,203.
- **The average case fatality rate (CFR) for the region stands at 3.1%. The highest CFR in the region was reported in Zimbabwe at 4.1% and the lowest in Mauritius and Mozambique at 1.2%.**

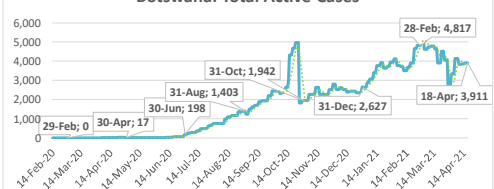
Summary of COVID-19 tracking in Southern Africa: Situation for the week ending 18 April 2021

	Date of first case	Cases				Deaths				Recovered				Active				Test	
		Total cases	New cases for the week of	New cases for the week of	Weekly change	Total deaths	New deaths for the week of	New deaths for the week of	Weekly change from Previous week	Total Recovered	New recovered for the week of	New recovered for the week of	Weekly change from Previous week	Active cases	New active for the week of	New active for the week of	Weekly change from Previous week	Total tests	Tests Per million People
		18 Apr.	11 Apr.	4 Apr.	1 Apr.	18 Apr.	11 Apr.	4 Apr.	1 Apr.	18 Apr.	11 Apr.	4 Apr.	1 Apr.	18 Apr.	11 Apr.	4 Apr.	1 Apr.	18 Apr.	11 Apr.
Southern Africa	5-Mar	1,978,510	18,888	14,743	4,145	61,874	579	504	75	1,865,236	16,609	16,971	-362	51,400	1,700	-2,732	4,432	15,400,658	72,241
Angola	27-Mar	24,389	932	826	106	561	8	11	-3	22,597	539	1,179	-640	1,231	385	-364	749	445,121	13,543
Botswana	16-Mar	44,075	1,401	1,796	-395	671	35	45	-10	39,493	1,290	1,245	45	3,911	76	506	-430	969,789	412,391
Eswatini	14-Mar	18,417	1,041	24	1,017	671	2	1	1	17,712	1,067	29	1,038	34	-28	-6	-22	187,236	161,388
Lesotho	13-May	10,709	2	0	2	315	0	0	0	5,028	354	203	151	5,366	-352	-203	-149	71,629	33,436
Madagascar	20-Mar	32,205	4,142	2,491	1,651	542	42	46	-4	25,798	1,920	1,319	601	5,865	2,180	1,126	1,054	166,522	6,014
Malawi	2-Apr	33,941	114	166	-52	1,138	10	5	5	31,764	285	793	-508	1,039	-181	-632	451	227,166	11,875
Mauritius	18-Mar	1,203	11	80	-69	15	3	0	3	934	159	68	91	254	-151	12	-163	358,675	282,029
Mozambique	27-Mar	69,203	445	639	-194	798	7	9	-2	61,293	2,389	1,780	609	7,112	-1,951	-1,150	-801	504,012	16,126
Namibia	14-Mar	46,655	1,128	737	391	604	34	33	1	44,525	885	1,294	-409	1,526	209	-590	799	371,066	146,037
São Tomé & Príncipe	6-Apr	2,275	9	26	-17	35	0	0	0	2,212	28	53	-25	28	-19	-27	8	13,396	61,125
South Africa	5-Mar	1,566,769	8,311	6,494	1,817	53,736	414	335	75	1,490,143	6,847	5,933	914	22,890	1,050	226	824	10,337,066	174,293
Zambia	18-Mar	90,918	889	1,099	-210	1,235	9	6	3	88,718	700	2,950	-2,250	965	180	1,857	2,037	1,346,505	73,243
Zimbabwe	25-Mar	37,751	463	365	98	1,553	15	13	2	35,019	146	125	21	1,179	302	227	75	402,475	27,079

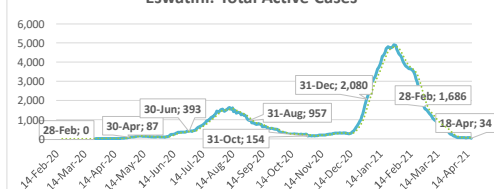
Angola: Total Active Cases



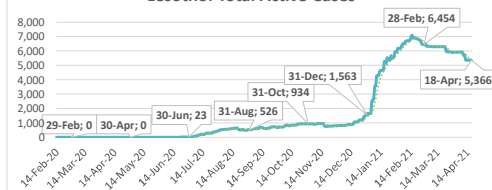
Botswana: Total Active Cases



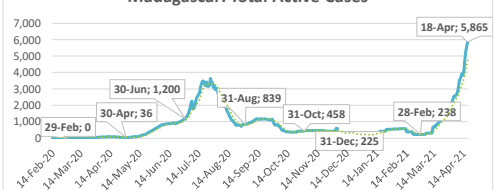
Eswatini: Total Active Cases



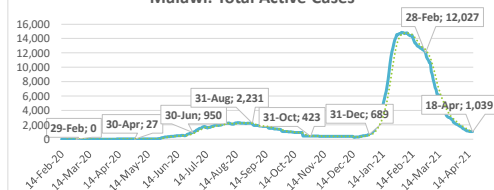
Lesotho: Total Active Cases



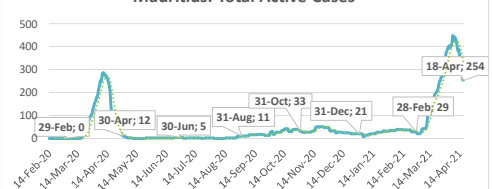
Madagascar: Total Active Cases



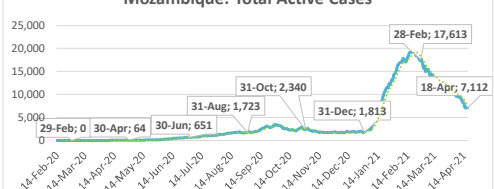
Malawi: Total Active Cases



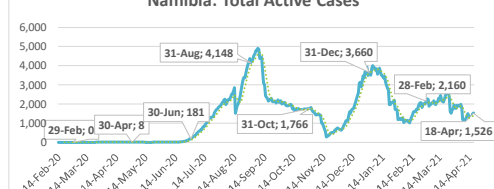
Mauritius: Total Active Cases



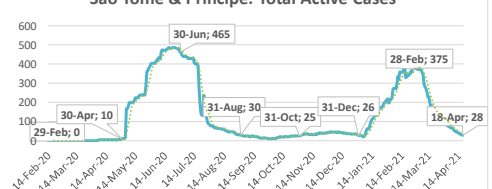
Mozambique: Total Active Cases



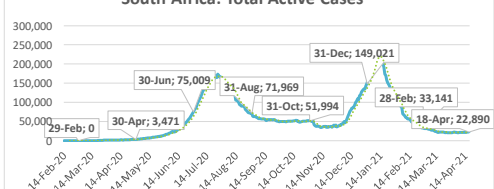
Namibia: Total Active Cases



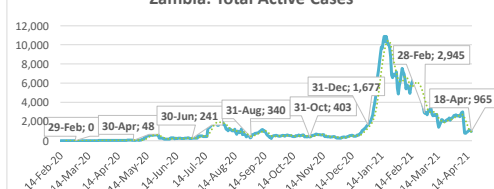
São Tomé & Príncipe: Total Active Cases



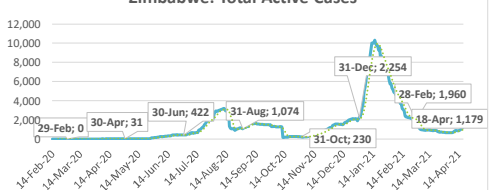
South Africa: Total Active Cases



Zambia: Total Active Cases



Zimbabwe: Total Active Cases



..... 7-day moving average

West Africa

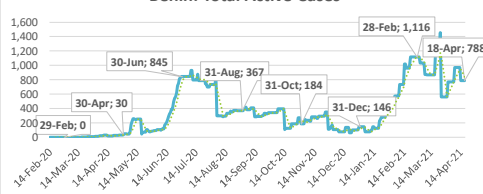
Highlights of the Covid-19 Situation in West Africa as of April 18, 2021

- **As of Sunday, April 18, 2021, the number of total cases in the West Africa region reached 450,186.** The region reported 5,812 new cases in the review week, which is a 6.5% decline compared to the new cases reported in the preceding week. The total number of deaths reported reached 5,918, recording 91 new deaths in the review week. The number of total recovered cases reached 419,485, of which 4,570 were newly recovered cases during the review week. The total number of active cases stands at 24,783, which is an increase of 1,151 cases in the review week. The increase in the number of active cases in the region during the review week is mainly attributable to Nigeria and Mali.
- **Nigeria accounted for 36.5% of the total cases, while Cabo Verde accounted for 25.1% of the new cases in the region during the week under review.** Liberia has the lowest number of total cases in the region at 2,042.
- **The average case fatality rate (CFR) for the region stands at 1.3%. The highest CFR in the region was reported in Liberia at 4.2% and the lowest in Côte d'Ivoire and Guinea at 0.6%.**

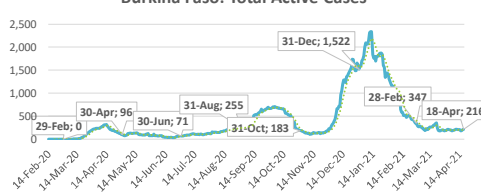
Summary of COVID-19 tracking in West Africa: Situation for the week ending 18 April 2021

	Date of first case	Cases				Deaths				Recovered				Active				Test	
		Total cases	New cases for the week of	New cases for the week of	Weekly change	Total deaths	New deaths for the week of	New deaths for the week of	Weekly change from Previous week	Total Recovered	New recovered for the week of	New recovered for the week of	Weekly change from Previous week	Active cases	New active for the week of	New active for the week of	Weekly change from Previous week	Total tests	Tests Per million People
		18 Apr.	11 Apr.	4 Apr.	27 Mar.	18 Apr.	11 Apr.	4 Apr.	27 Mar.	18 Apr.	11 Apr.	4 Apr.	27 Mar.	18 Apr.	11 Apr.	4 Apr.	27 Mar.	18 Apr.	11 Apr.
West Africa	28-Feb	450,186	5,812	6,213	-401	5,918	91	69	22	419,485	4,570	8,954	-4,384	24,783	1,151	-2,810	3,961	6,238,224	15,705
Benin	16-Mar	7,611	96	202	-106	95	2	0	-2	6,728	276	0	276	788	-182	202	-384	575,088	47,437
Burkina Faso	9-Mar	13,129	173	139	34	154	2	2	0	12,759	166	126	40	216	5	11	-6	176,994	8,467
Cabo Verde	20-Mar	20,466	1,461	1,134	327	192	10	9	-1	18,041	844	717	127	2,233	607	408	199	166,424	299,331
Côte d'Ivoire	11-Mar	45,560	354	457	-103	274	11	8	3	45,129	500	2,558	-2,058	157	-157	-2,109	1,952	557,294	21,127
Gambia, The	18-Mar	5,720	118	97	21	170	2	2	0	5,190	45	59	-14	360	71	36	35	60,815	25,165
Ghana	12-Mar	91,709	449	478	-29	771	17	6	11	89,604	512	507	5	1,334	30	35	-45	1,047,048	33,696
Guinea	13-Mar	21,460	511	544	-33	138	4	4	0	18,882	319	1,105	-786	2,440	188	-565	753	419,860	31,970
Guinea-Bissau	27-Mar	3,712	32	18	14	66	0	0	0	3,142	73	57	16	504	-41	-39	-2	61,814	31,410
Liberia	16-Mar	2,042	0	0	0	85	0	0	0	1,899	0	0	0	58	0	0	0	79,684	15,755
Mali	25-Mar	13,070	1,226	1,264	-38	433	25	16	9	7,432	289	184	105	5,205	912	1,064	-152	247,184	12,206
Niger	20-Mar	5,131	57	33	24	190	1	1	0	4,779	32	49	-17	162	24	-17	41	95,658	3,952
Nigeria	28-Feb	164,233	434	604	-170	2,061	1	2	-1	154,332	225	2,109	-1,884	7,840	208	-1,507	1,715	1,838,174	8,917
Senegal	2-Mar	39,782	351	407	-56	1,091	13	15	-2	38,511	337	490	-153	180	1	-98	99	464,096	27,717
Sierra Leone	31-Mar	4,028	23	17	6	79	0	0	0	2,849	18	7	11	1,100	5	10	-5	147,852	18,535
Togo	6-Mar	12,533	527	819	-292	119	3	4	-1	10,208	934	986	-52	2,206	-410	-171	-239	300,239	36,266

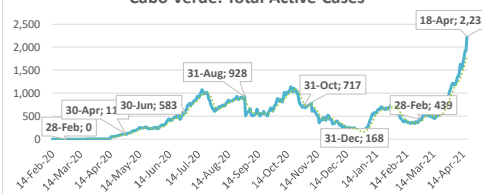
Benin: Total Active Cases



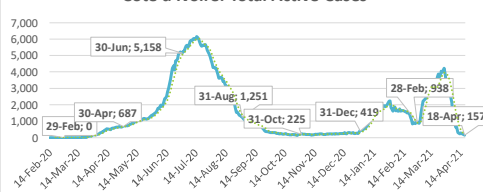
Burkina Faso: Total Active Cases



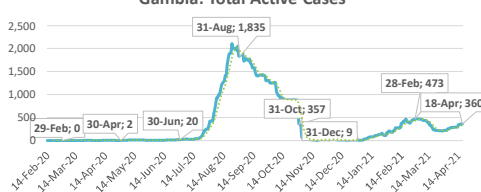
Cabo Verde: Total Active Cases



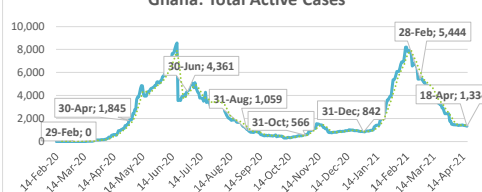
Côte d'Ivoire: Total Active Cases



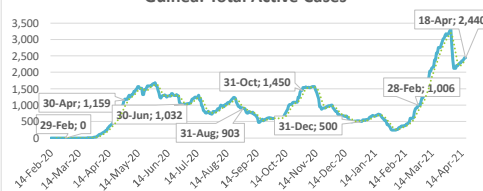
Gambia: Total Active Cases



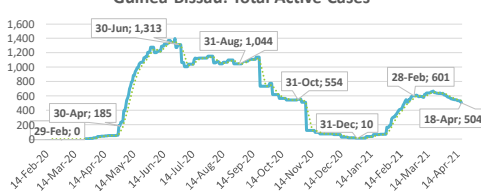
Ghana: Total Active Cases



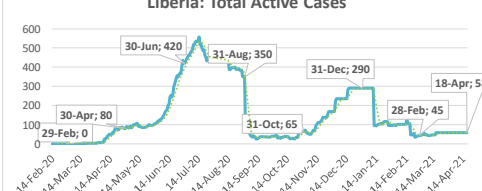
Guinea: Total Active Cases



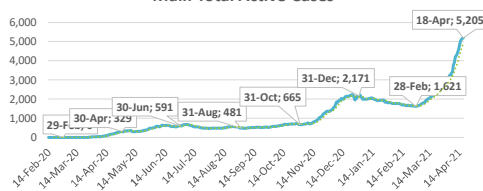
Guinea-Bissau: Total Active Cases



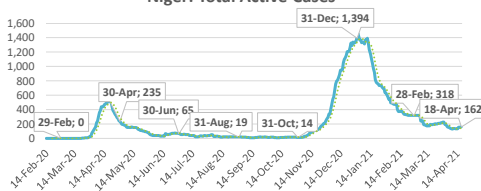
Liberia: Total Active Cases



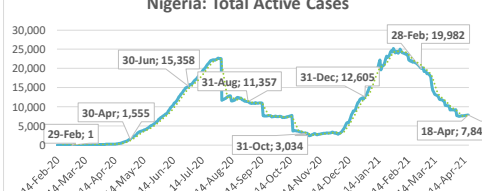
Mali: Total Active Cases



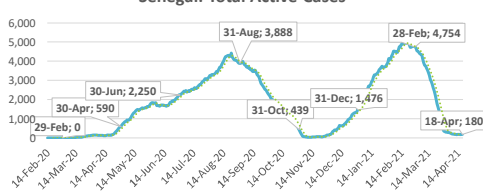
Niger: Total Active Cases



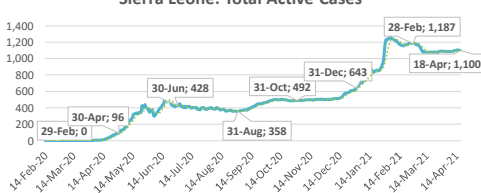
Nigeria: Total Active Cases



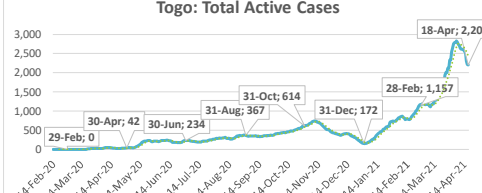
Senegal: Total Active Cases



Sierra Leone: Total Active Cases



Togo: Total Active Cases



.....: 7-day moving average