



AFRICAN DEVELOPMENT BANK GROUP

Weekly Data Flash on Covid-19 in Africa¹:

The situation as of Sunday, February 27, 2022

Statistics Department (ECST)

¹ This briefing note has been prepared by Roza Mamuye Bora, Senior Statistician; Anouar Chaouch, Statistician; Soumaila Karambiri, Statistical Assistant; Regis Hauhouot Stephane, Statistical Assistant and Desire Lakpa Guy, Statistical Assistant; and Robert Maate, Chief Statistician under the supervision of Louis Kouakou, Division Manager ECST.1

Contents

	Page
Highlights of the Covid-19 Situation in Africa as of February 27, 2022	1
Data Annexes: Africa	4
Highlights of the Covid-19 Situation in Central Africa as of February 27, 2022	6
Data Annexes: Central Africa	8
Highlights of the Covid-19 Situation in East Africa as of February 27, 2022	9
Data Annexes: East Africa	11
Highlights of the Covid-19 Situation in North Africa as of February 27, 2022	12
Data Annexes: North Africa	14
Highlights of the Covid-19 Situation in Southern Africa as of February 27, 2022	15
Data Annexes: Southern Africa	17
Highlights of the Covid-19 Situation in West Africa as of February 27, 2022	18
Data Annexes: West Africa	20

Highlights of the Covid-19 Situation in Africa for the Week Ending February 27, 2022

Vaccinations: Status Update

- **In the week ending February 27, 2022, over 151.7 million new Covid-19 vaccinations were administered globally, leading to an accumulated total over 10.7 billion since the start of the program.** In terms of the geographical distribution, China accounts for 29.1% of the total number of Covid-19 vaccinations administered to date, followed by India at 16.6% and USA at 5.2%.
- **The number of African countries with updated data on Covid-19 vaccinations stands at 51.** As of February 27, 2022, a total of 394,159,642¹ vaccinations had been administered in Africa, which represents 3.7% of total global vaccinations. Egypt accounts for 17.6% of the vaccinations carried out in Africa to date, followed by Morocco (13.6%) and South Africa (8.0%). As of February 27, 2022, 12.8% of Africa's population has completed² vaccination and 18.0% have received at least one dose of vaccine.

Covid-19 Testing in Africa

- **As of Sunday, February 27, 2022, nearly 99.3 million tests for Covid-19 had been administered in Africa.** Nine countries collectively account for 65.3% of the tests conducted in Africa as of February 27, 2022, namely, South Africa (23.2%), Morocco (11.3%), Egypt (6.0%), Rwanda (4.9%), Ethiopia (4.5%), Tunisia (4.4%), Nigeria (4.3%), Kenya (3.4%) and Zambia (3.3%).
- **The average number of tests per 1 million people in Africa as of February 27, 2022, stands at 74,159.** Botswana continues to lead on this indicator with 920,928 tests per 1 million people, followed by Cabo Verde (830,676), Gabon (705,217), Eswatini (411,275), South Africa (389,012) and Namibia (375,398).

Confirmed, New and Active Global Covid-19 Cases

- **Globally, the total number of confirmed Covid-19 cases since the start of the pandemic reached 435,238,168, of which 84.0% have recovered.** The majority cases (35.7%) occurred in Europe, followed by Asia (26.7%), North America (21.7%), South America (12.4%) and Africa (2.6%).
- A new variant of Covid-19, designated by WHO as B.1.1.529 (omicron), was identified in the last week of November 2021.

¹ The total vaccination figures indicate the total number of vaccines administered including both vaccinations completed and at least one dose.

² Completed vaccination refers to population that has taken the minimum required doses of vaccination depending on the type of vaccine.

- **The number of new cases reported globally in the review week amounted to 10,806,707,** indicating a 15.7% decline compared to the new cases recorded in the preceding week.
- **The number of global deaths due to Covid-19 reached 5,948,581, of which 62,162 were recorded in the week ending February 27, 2022.** This was 12.6% lower than the number of deaths recorded in the previous week. The number of global active cases declined by 4,887,550 cases in the week under review making a total of 63,638,035 as of February 27, 2022.
- **Africa makes 2.6% of the total global cases, 4.2% of deaths, 2.8% of recovered cases and 0.9% of active cases as of February 27, 2022, as detailed below.**

Confirmed, New and Active Covid-19 Cases in Africa

- **As of February 27, 2022, the total number of confirmed cases in Africa reached 11,190,629³,** 65.0% of which were in six countries, namely South Africa (32.8%), Morocco (10.4%), Tunisia (8.9%), Libya (4.4%), Egypt (4.3%) and Ethiopia (4.2%). The five countries with the lowest total number of reported cases were São Tomé & Príncipe, Chad, Liberia, Sierra Leone and Guinea-Bissau with cases ranging between 5,934 in São Tomé & Príncipe and 8,001 in Guinea-Bissau. These five countries collectively account for 0.3% of the confirmed cases in Africa. Considering population size, Seychelles, Botswana, Cabo Verde, Tunisia and Libya are the five countries with the highest number of confirmed cases per million people with rates ranging from 394,354 in Seychelles to 70,375 in Libya.
- **In the week under review, a total of 63,661 new cases were reported in Africa,** which is 27.0% lower than the new cases recorded the previous week. These new cases in Africa account for 0.6% of the weekly new cases recorded globally. The North Africa region accounted for 56.6% of the weekly new cases in Africa, followed by Southern Africa (35.8%), East Africa (4.6%), West Africa (2.2%) and Central Africa (0.8%).
- **The total number of active cases in Africa declined by 57,083 cases to a total of 576,581 in the week under review.** Currently, five countries collectively account for 54.3% of the active cases in Africa, namely Rwanda (14.3%), Algeria (14.0%), Uganda (10.3%), Egypt (8.0%) and Ethiopia (7.7%).
- **From a regional perspective, all regions recorded declines in active cases during the week.**

Deaths and the Case Fatality Rates in Africa

- **As of February 27, 2022, a total of 248,432 deaths had been reported in Africa since the start of the pandemic,** of which 50.8% were in Southern Africa, 32.9% in North Africa, 10.1% in East Africa, 4.4% in West Africa and 1.8% in Central Africa. The five countries with the highest number of reported deaths due to Covid-19 since the start of the pandemic are South Africa, Tunisia, Egypt, Morocco and Ethiopia, ranging between 99,229 in South Africa and 7,460

³ Central African Republic, Benin, Burkina Faso, The Gambia and Liberia have not released new data for this week.

in Ethiopia. A total of 1,572 new deaths were reported in Africa in the week under review, which is a decline of 44.4% compared to the preceding week.

- **The case fatality rate (CFR), i.e. deaths per confirmed cases for Africa, stands at 2.2%, which is higher than the global CFR rate of 1.4%.** Regionally, West Africa has the lowest CFR at 1.3%, followed by Central Africa at 1.4%, East Africa at 1.9%, Southern Africa and North Africa at 2.4%. As of February 27, 2022, seventeen African countries recorded CFRs higher than the African average with the highest in Sudan at 6.4%, followed by Somalia (5.1%), Egypt (5.0%), Liberia (3.9%), Niger (3.5%), The Gambia (3.1%), Malawi (3.1%), Tunisia (2.8%), South Africa (2.7%), Chad (2.6%), Algeria (2.6%), Mauritius (2.5%), Namibia (2.5%), Mali (2.4%), Tanzania (2.4%), Senegal (2.3%) and Zimbabwe (2.3%).

Recovery Rates in Africa

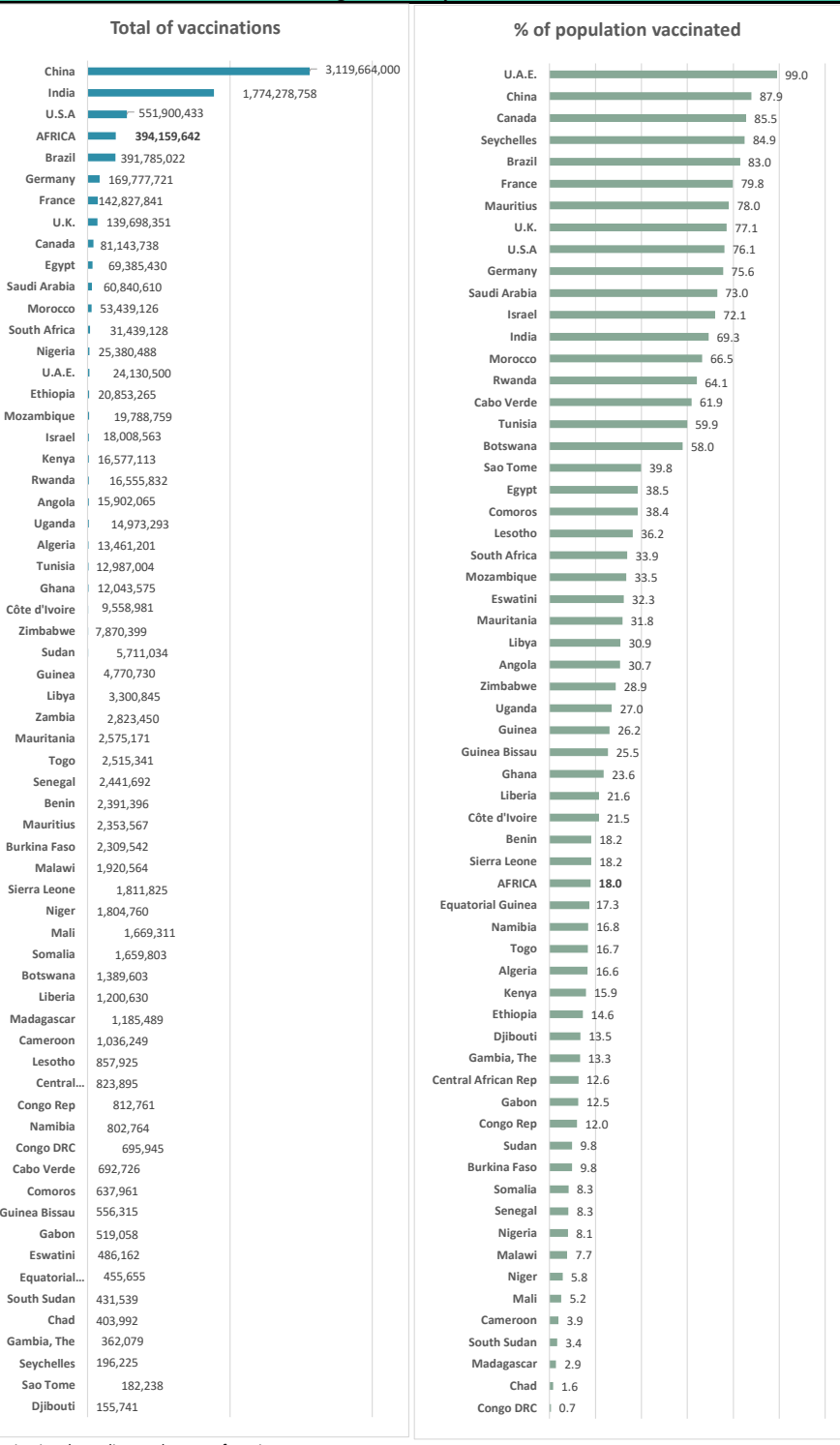
- **As of February 27, 2022, the number of recovered cases in Africa reached 10,332,794, representing 92.3% of its total confirmed cases⁴.** Regionally, the recovery rates stand at 97.4% for West Africa, 96.3% for Southern Africa, 92.4% for North Africa, 83.3% for Central Africa and 75.3% for East Africa. In the week under review, a total of 119,103 newly recovered cases were reported in Africa.

⁴ Burundi has not been publishing new data on recovered cases and deaths since 6 January 21. Tanzania is not currently reporting on recovered cases. Additionally, Liberia, Benin, Rwanda, Sudan, Somalia, Cameroon, CAR, Chad and DRC have not reported recovered cases at least in the review week.

Status of Vaccinations Administered in Africa and Selected Global Countries for the Week Ending 27 February 2022

	Vaccinations					
	Total vaccinations	% of population vaccinated (at least one dose)	% of population vaccinated completed (2 doses)*	New vaccinations for the week of 27 Feb.	New vaccinations for the week of 20 Feb.	Weekly change
World	10,709,306,801	44.6	41.0	151,725,826	177,763,401	-26,037,575
AFRICA	394,159,642	18.0	12.8	20,181,062	9,933,537	10,247,525
Algeria	13,461,201	16.6	13.5	0	486,656	-486,656
Angola	15,902,065	30.7	15.6	396,676	465,832	-69,156
Benin	2,391,396	18.2	14.2	0	0	0
Botswana	1,389,603	58.0	47.1	12,849	187,352	-174,503
Burkina Faso	2,309,542	9.8	5.3	1,050,292	0	1,050,292
Cabo Verde	692,726	61.9	52.5	9,367	11,836	-2,469
Cameroon	1,036,249	3.9	3.0	11,916	0	11,916
Central African Rep	823,895	12.6	12.1	0	125,026	-125,026
Chad	403,992	1.6	0.8	0	11,835	-11,835
Comoros	637,961	38.4	33.4	0	0	0
Congo DRC	695,945	0.7	0.4	167,460	60,232	107,228
Congo Rep	812,761	12.0	11.2	53,870	0	53,870
Côte d'Ivoire	9,558,981	21.5	13.9	984,206	983,666	540
Djibouti	155,741	13.5	9.5	4,028	0	4,028
Egypt	69,385,430	38.5	28.3	1,660,533	513,308	1,147,225
Equatorial Guinea	455,655	17.3	14.1	0	0	0
Eswatini	486,162	32.3	28.7	0	10,444	-10,444
Ethiopia	20,853,265	14.6	3.1	8,894,827	983,019	7,911,808
Gabon	519,058	12.5	10.3	0	0	0
Gambia, The	362,079	13.3	12.7	12,204	0	12,204
Ghana	12,043,575	23.6	14.4	0	2,027,687	-2,027,687
Guinea	4,770,730	26.2	13.9	11,888	522	11,366
Guinea Bissau	556,315	25.5	16.8	7,654	76,806	-69,152
Kenya	16,577,113	15.9	13.8	478,107	1,068,253	-590,146
Lesotho	857,925	36.2	33.7	0	27,146	-27,146
Liberia	1,200,630	21.6	20.9	0	53,720	-53,720
Libya	3,300,845	30.9	15.6	102,456	73,720	28,736
Madagascar	1,185,489	2.9	2.7	0	0	0
Malawi	1,920,564	7.7	4.1	20,408	3,487	16,921
Mali	1,669,311	5.2	3.4	0	16,946	-16,946
Mauritania	2,575,171	31.8	21.5	30,403	19,363	11,040
Mauritius	2,353,567	78.0	74.4	316,671	0	316,671
Morocco	53,439,126	66.5	62.3	412,013	423,054	-11,041
Mozambique	19,788,759	33.5	28.1	0	0	0
Namibia	802,764	16.8	14.2	15,523	13,539	1,984
Niger	1,804,760	5.8	4.1	6,185	0	6,185
Nigeria	25,380,488	8.1	3.6	4,762,900	0	4,762,900
Rwanda	16,555,832	64.1	52.3	0	0	0
Sao Tome	182,238	39.8	27.5	0	0	0
Senegal	2,441,692	8.3	5.9	0	397,188	-397,188
Seychelles	196,225	84.9	80.5	5,467	0	5,467
Sierra Leone	1,811,825	18.2	11.5	327,594	74,918	252,676
Somalia	1,659,803	8.3	5.3	0	16,164	-16,164
South Africa	31,439,128	33.9	28.7	108,348	771,349	-663,001
South Sudan	431,539	3.4	2.9	58,905	0	58,905
Sudan	5,711,034	9.8	4.4	0	719,806	-719,806
Togo	2,515,341	16.7	12.7	0	0	0
Tunisia	12,987,004	59.9	53.0	65,497	46,622	18,875
Uganda	14,973,293	27.0	4.7	0	0	0
Zambia	2,823,450	...	10.0	143,301	99,807	43,494
Zimbabwe	7,870,399	28.9	22.5	49,514	164,234	-114,720
Americas						
Brazil	391,785,022	83.0	72.3	6,754,232	7,404,475	-650,243
Canada	81,143,738	85.5	81.1	583,390	500,488	82,902
U.S.A	551,900,433	76.1	64.5	1,916,484	2,829,699	-913,215
Asia						
China	3,119,664,000	87.9	85.5	38,876,000	44,081,000	-5,205,000
India	1,774,278,758	69.3	56.6	19,999,235	24,719,913	-4,720,678
Europe						
France	142,827,841	79.8	77.3	1,458,072	1,565,169	-107,097
Germany	169,777,721	75.6	74.7	829,393	1,062,899	-233,506
Israel	18,008,563	72.1	65.9	24,047	31,901	-7,854
U.K.	139,698,351	77.1	71.8	324,150	432,153	-108,003
Middle East						
Saudi Arabia	60,840,610	73.0	67.8	640,106	692,194	-52,088
U.A.E.	24,130,500	99.0	94.8	113,049	142,359	-29,310

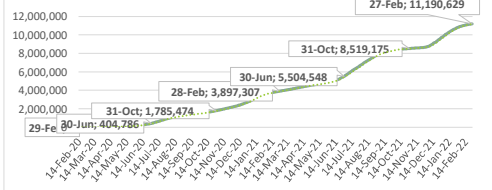
*: % of population vaccinated completed: Indicates the population that has taken the minimum required doses to complete vaccination depending on the type of vaccine



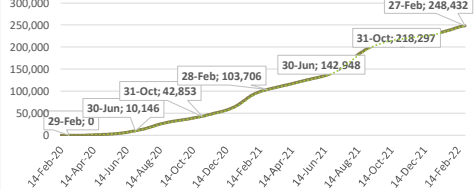
Summary of COVID-19 tracking in Africa: Situation for the week ending 27 February 2022

	Date of first case	Cases				Deaths				Recovered				Active				Test	
		Total cases	New cases for the week of	New cases for the week of	Weekly change from Previous week	Total deaths	New deaths for the week of	New deaths for the week of	Weekly change from Previous week	Total Recovered	New recovered for the week of	New recovered for the week of	Weekly change from Previous week	Active cases	New active for the week of	New active for the week of	Weekly change from Previous week	Total tests	Tests Per million People
		27 Feb.	20 Feb.	20 Feb.	20 Feb.	27 Feb.	20 Feb.	20 Feb.	20 Feb.	27 Feb.	20 Feb.	20 Feb.	20 Feb.	27 Feb.	20 Feb.	20 Feb.	20 Feb.	27 Feb.	27 Feb.
World	31-Dec-19	435,238,168	10,806,707	12,823,056	-2,016,349	5,948,581	62,162	71,110	-8,948	365,651,552	15,632,095	17,684,010	-2,051,915	63,638,035	-4,887,550	55,332,191	-60,219,741	5,856,744,910	751,366
Africa	14-Feb-20	11,190,629	63,661	87,244	-23,583	248,432	1,572	2,827	-1,255	10,332,794	119,103	138,685	-19,582	576,581	-57,083	276,904	-333,987	99,285,546	74,159
Central Africa	6-Mar-20	314,050	480	606	-126	4,424	25	8	17	261,738	1,321	12,085	-10,764	47,888	-866	25,401	-26,267	5,927,376	40,457
East Africa	13-Mar-20	1,333,201	2,956	2,645	311	24,978	111	43	68	1,004,349	8,252	2,435	5,817	271,052	-5,476	139,098	-144,574	18,648,508	49,664
North Africa	14-Feb-20	3,457,929	36,059	56,197	-20,138	81,851	793	1,002	-209	3,196,276	60,129	86,982	-26,853	179,802	-24,863	70,952	-95,815	24,945,314	120,838
Southern Africa	5-Mar-20	5,254,187	22,764	26,068	-3,304	126,216	625	1,743	-1,118	5,060,646	28,656	32,577	-3,921	67,325	-6,517	27,309	-33,826	36,446,424	170,962
West Africa	28-Feb-20	831,262	1,402	1,728	-326	10,963	18	31	-13	809,785	20,745	4,606	16,139	10,514	-19,361	14,144	-33,505	13,317,924	33,529

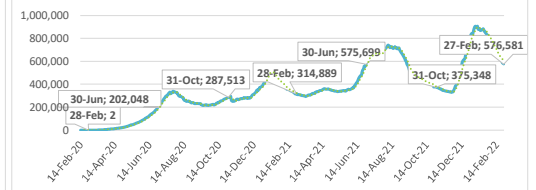
Africa: Total Cases



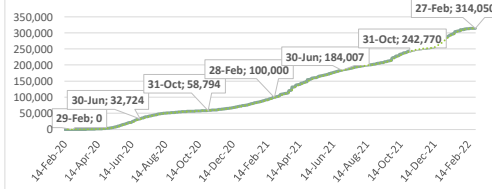
Africa: Total Deaths



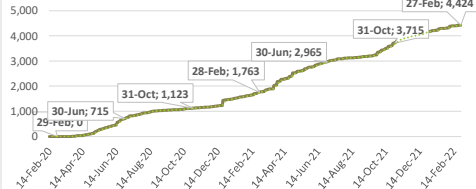
Africa: Total Active Cases



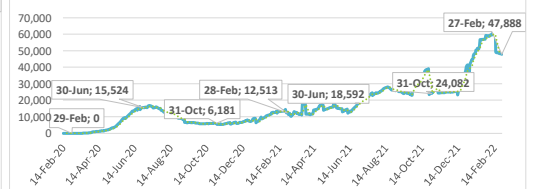
Central Africa: Total Cases



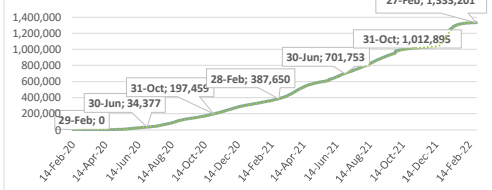
Central Africa: Total Deaths



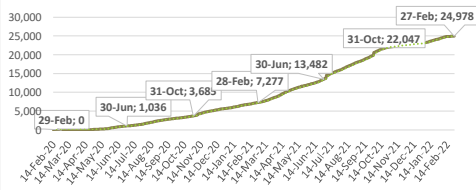
Central Africa: Total Active Cases



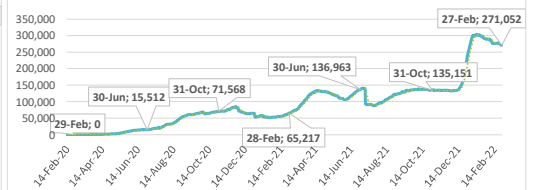
East Africa: Total Cases



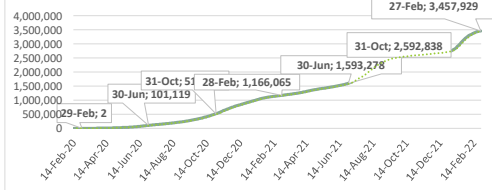
East Africa: Total Deaths



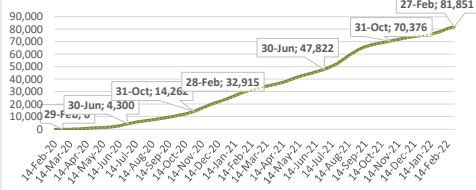
East Africa: Total Active Cases



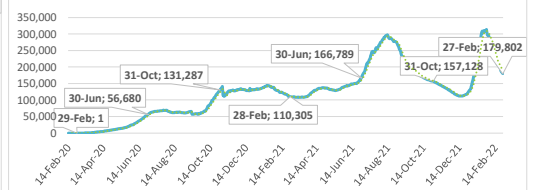
North Africa: Total Cases



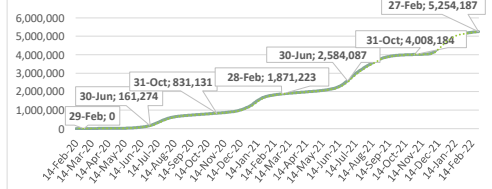
North Africa: Total Deaths



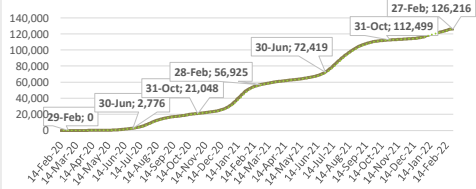
North Africa: Total Active Cases



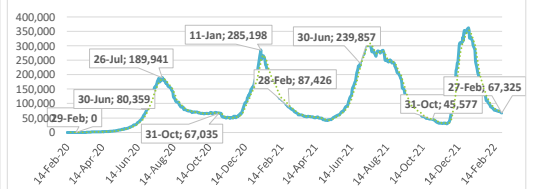
Southern Africa: Total Cases



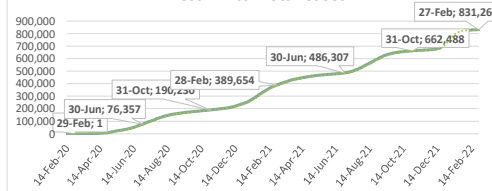
Southern Africa: Total Deaths



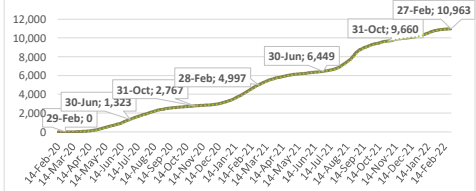
Southern Africa: Total Active Cases



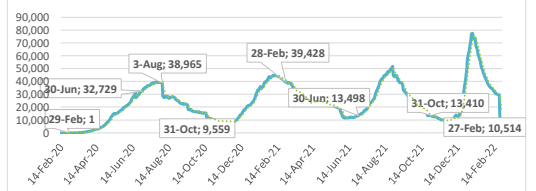
West Africa: Total Cases



West Africa: Total Deaths



West Africa: Total Active Cases



..... 7-day moving average

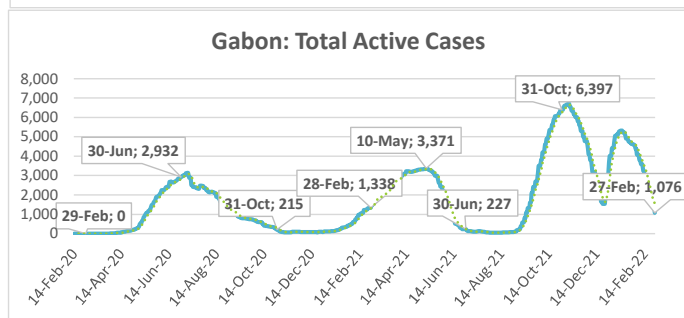
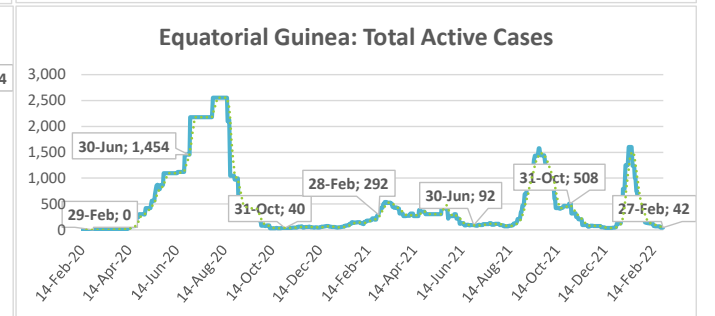
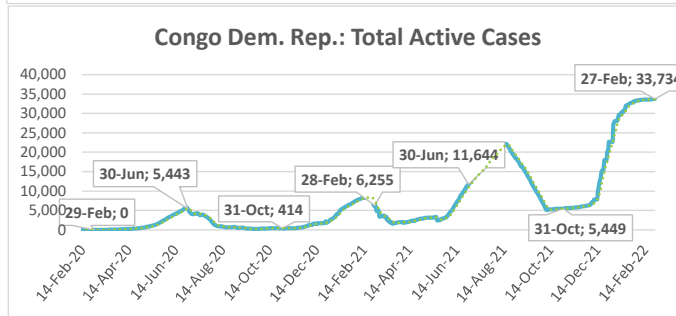
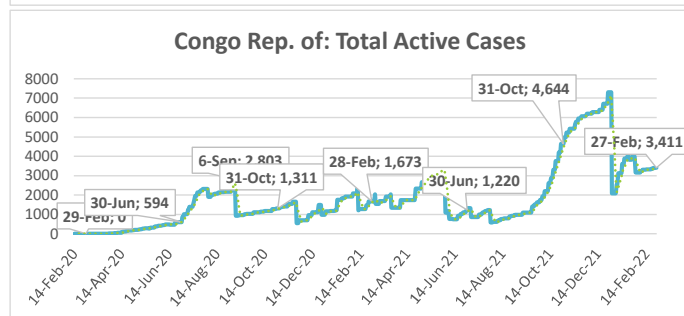
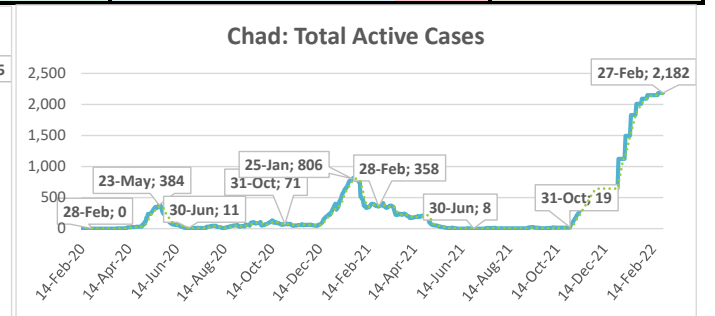
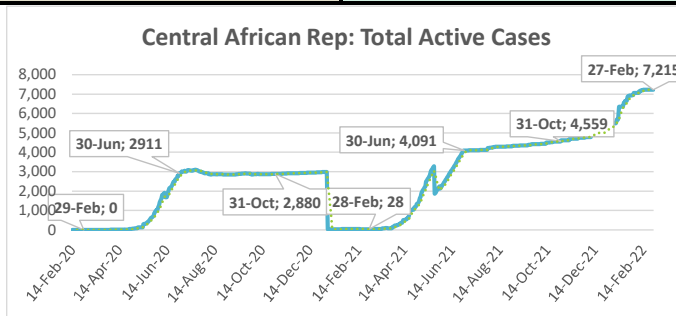
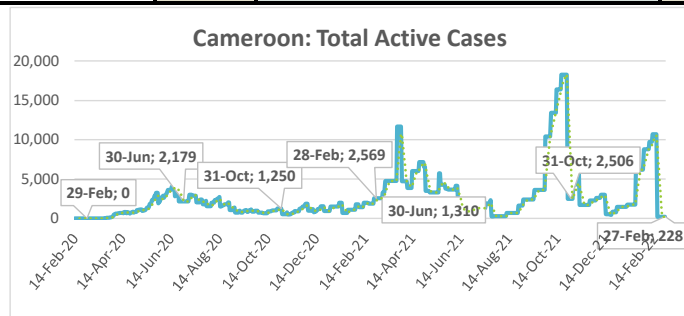
Central Africa

Highlights of the Covid-19 Situation in Central Africa for the Week Ending February 27, 2022

- **As of Sunday, February 27, 2022, the number of reported total cases in the Central Africa region reached 314,050.** Total number of Covid-19 tests conducted and tests per 1 million people, in the region, stand at 5,927,376 and 40,457 respectively. The region reported 480 new cases during the week, which is 20.8% lower compared to the preceding week. The total number of deaths reported since the start of the pandemic reached 4,424, of which 25 were new deaths during the week. The number of total recovered cases reached 261,738, of which 0.5% were newly recovered cases recorded during the week. The total number of active cases stands at 47,888, indicating a decline of 866 cases during the week. The weekly decline in the number of active cases in the region is mainly attributable to Gabon.
- **Cameroon accounted for 38.0% of the total cases reported in the region since the start of the pandemic, while the Democratic Republic of Congo accounted for 34.4% of the new cases reported during the week.** The lowest number of total cases in the region, since the start of the pandemic, was recorded in Chad at 7,246 of which 67.3% are reported to have recovered.
- **The average case fatality rate (CFR) based on cumulative total cases and deaths as of February 27, 2022, for the region, stands at 1.4%. The highest CFR in the region was reported in Chad at 2.6% and the lowest in Gabon at 0.6%.**

Summary of COVID-19 tracking in Central Africa: Situation for the week ending 27 February 2022

	Date of first case	Cases				Deaths				Recovered				Active				Test	
		Total cases	New cases for the week of	New cases for the week of	Weekly change	Total deaths	New deaths for the week of	New deaths for the week of	Weekly change from Previous week	Total Recovered	New recovered for the week of	New recovered for the week of	Weekly change from Previous week	Active cases	New active for the week of	New active for the week of	Weekly change from Previous week	Total tests	Tests Per million People
			27 Feb.	20 Feb.			27 Feb.	20 Feb.			27 Feb.	20 Feb.			27 Feb.	20 Feb.			
Central Africa	6-Mar-20	314,050	480	606	-126	4,424	25	8	17	261,738	1,321	12,085	-10,764	47,888	-866	25,401	-26,267	5,927,376	40,457
Cameroon	6-Mar-20	119,240	133	432	-299	1,923	3	5	-2	117,089	132	10,907	-10,775	228	-2	-5,709	5,707	2,484,220	93,582
Central African Rep.	15-Mar-20	14,187	0	33	-33	113	0	2	-2	6,859	0	0	0	7,215	0	2,674	-2,674	82,793	17,142
Chad	19-Mar-20	7,246	32	0	32	190	0	0	0	4,874	0	0	0	2,182	32	2,131	-2,099	200,916	12,232
Congo Rep. of	15-Mar-20	23,967	93	14	79	378	3	0	3	20,178	0	0	0	3,411	90	436	-346	347,815	63,032
Congo Dem. Rep.	10-Mar-20	85,999	165	58	107	1,335	19	0	19	50,930	0	0	0	33,734	146	28,280	-28,134	955,528	10,669
Equatorial Guinea	14-Mar-20	15,877	7	11	-4	182	0	0	0	15,653	33	66	-33	42	-26	-298	272	286,479	204,192
Gabon	12-Mar-20	47,534	50	58	-8	303	0	1	-1	46,155	1,156	1,112	44	1,076	-1,106	-2,113	1,007	1,569,625	705,217



.....: 7-day moving average

East Africa

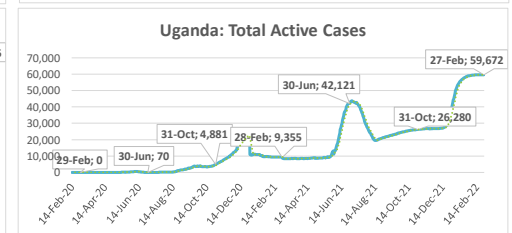
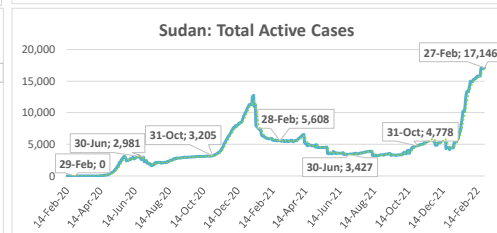
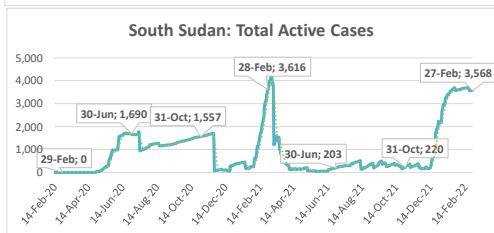
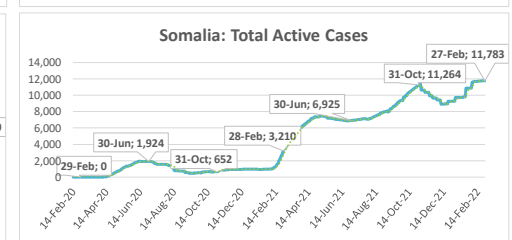
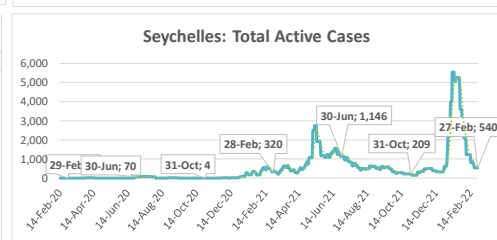
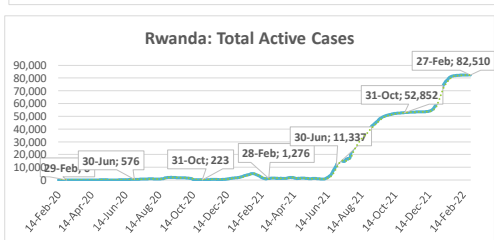
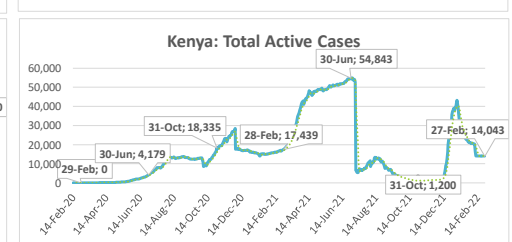
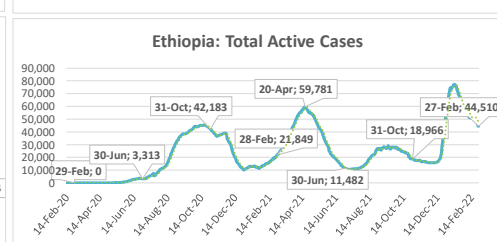
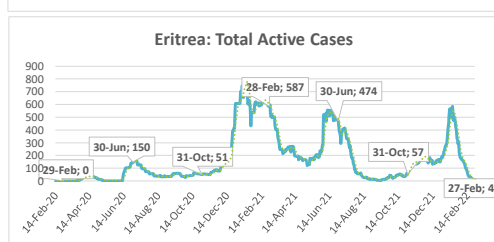
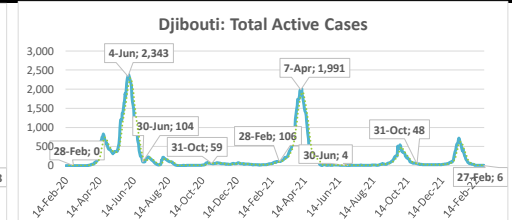
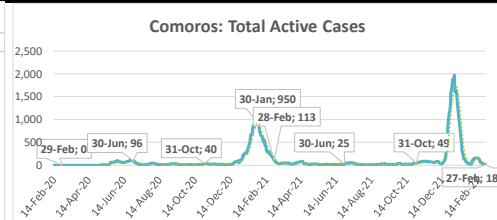
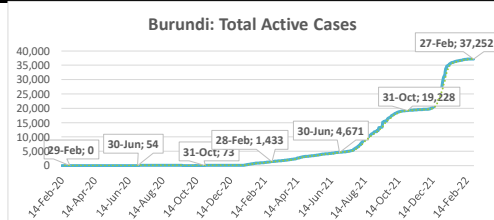
Highlights of the Covid-19 Situation in East Africa for the Week Ending February 27, 2022

- **As of Sunday, February 27, 2022, the number of total cases in the East Africa region reached 1,333,201.** Total number of Covid-19 tests conducted and tests per 1 million people, in the region, stand at 18,648,508 and 49,664 respectively. The region reported 2,956 new cases in the week, which is an 11.8% increase compared to the preceding week. The total number of deaths reported reached 24,978, of which 111 were new deaths during the week. The number of total recovered cases reached 1,004,349¹, of which 0.8% were newly recovered cases during the week. The total number of active cases stands at 271,052, indicating a decline of 5,476 cases in the week. The weekly decline in the number of active cases in the region is mainly attributable to Ethiopia.
- **Ethiopia accounted for 35.2% of the total cases reported in the region since the start of the pandemic, while Sudan accounted for 48.6% of the new cases reported in the region during the week.** The lowest number of total cases in the region, since the start of the pandemic, was recorded in Comoros at 8,033 of which 97.8% are reported to have recovered.

The average case fatality rate (CFR) based on cumulative total cases and deaths as of February 27, 2022, for the region, stands at 1.9%. The highest CFR in the region was reported in Sudan at 6.4% and the lowest in Seychelles at 0.4%.

¹ Burundi has not been publishing new data on recovered cases and deaths since 6 January 21, hence is excluded from CFR comparison.

Summary of COVID-19 tracking in East Africa: Situation for the week ending 27 February 2022																			
	Date of first case	Cases				Deaths				Recovered				Active				Test	
		Total cases	New cases for the week of	New cases for the week of	Weekly change	Total deaths	New deaths for the week of	New deaths for the week of	Weekly change from Previous week	Total Recovered	New recovered for the week of	New recovered for the week of	Weekly change from Previous week	Active cases	New active for the week of	New active for the week of	Weekly change from Previous week	Total tests	Tests Per million People
East Africa	13-Mar-20	1,333,201	2,956	2,645	311	24,978	111	43	68	1,004,349	8,252	2,435	5,817	271,052	-5,476	139,098	-144,574	18,648,508	49,664
Burundi	31-Mar-20	38,063	79	101	-22	38	0	0	0	773	0	0	0	37,252	79	18,223	-18,144	1,403,912	118,067
Comoros	2-May-20	8,033	13	15	-2	160	0	0	0	7,855	43	123	-80	18	-30	133	-163	6,227	7,161
Djibouti	18-Mar-20	15,547	5	8	-3	189	0	0	0	15,352	9	9	0	6	-4	-145	-141	284,842	288,302
Eritrea	21-Mar-20	9,700	13	19	-6	103	0	0	0	9,593	38	84	-46	4	-25	42	-67	23,693	6,681
Ethiopia	13-Mar-20	468,674	329	847	-518	7,460	22	14	8	416,704	7,029	725	6,304	44,510	-6,722	27,056	-33,778	4,501,473	39,156
Kenya	13-Mar-20	322,930	234	223	11	5,639	4	4	0	303,248	169	335	-166	14,043	61	12,542	-12,481	3,368,063	62,637
Rwanda	14-Mar-20	129,489	117	74	43	1,457	1	6	-5	45,522	0	0	0	82,510	116	30,000	-29,884	4,832,169	373,077
Seychelles	15-Mar-20	39,251	335	521	-186	160	1	2	-1	38,551	598	941	-343	540	-264	942	-1,206	21,504	218,654
Somalia	16-Mar-20	26,313	53	57	-4	1,348	3	5	-2	13,182	0	0	0	11,783	50	1,149	-1,099	400,466	25,197
South Sudan	5-Apr-20	16,955	52	23	29	137	0	0	0	13,250	173	0	173	3,568	-121	3,338	-3,459	338,083	30,203
Sudan	13-Mar-20	61,376	1,437	308	1,129	3,901	70	0	70	40,329	0	0	0	17,146	1,367	11,896	-10,529	562,941	12,838
Tanzania	16-Mar-20	33,620	71	113	-42	798	2	4	-2	447,895	7,498
Uganda	21-Mar-20	163,250	218	336	-118	3,588	8	8	0	99,990	193	218	-25	59,672	17	33,922	-33,905	2,457,240	53,721



.....: 7-day moving average

North Africa

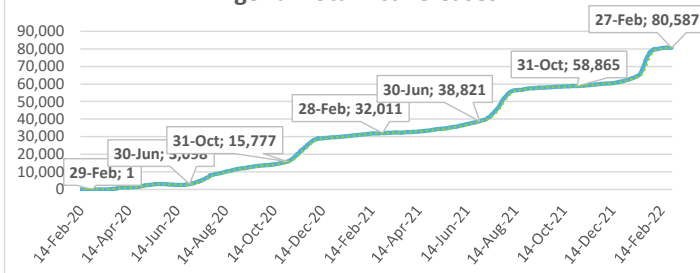
Highlights of the Covid-19 Situation in North Africa for the Week Ending February 27, 2022

- **As of Sunday, February 27, 2022, the number of total cases in the North Africa region reached 3,457,929.** Total number of Covid-19 tests conducted and tests per 1 million people, in the region, stand at 24,945,314 and 120,838 respectively. The region reported 36,059 new cases in the week, which is a 35.8% decline compared to the preceding week. The total number of deaths reported reached 81,851, of which 793 were new deaths during the week. The number of total recovered cases reached 3,196,276, of which 1.9% were newly recovered cases during the week. The total number of active cases stands at 179,802, indicating a decline of 24,863 cases during the week. The weekly decline in the number of active cases in the region is mainly attributable to Tunisia and Libya.
- **Morocco accounted for 33.6% of the total cases reported in the region since the start of the pandemic, while Egypt accounted for 35.5% of the new cases in the region during the week.** The lowest number of total cases in the region, since the start of the pandemic, was recorded in Mauritania at 58,632 of which 98.2% are reported to have recovered.
- **The average case fatality rate (CFR) based on cumulative total cases and deaths as of February 27, 2022, for the region, stands at 2.4%. The highest CFR in the region was recorded in Egypt at 5.0% and the lowest in Libya at 1.3%.**

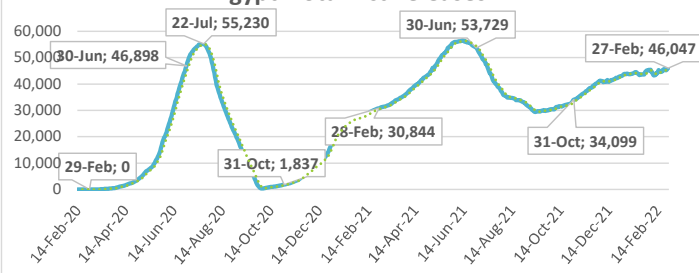
Summary of COVID-19 tracking in North Africa: Situation for the week ending 27 February 2022

	Date of first case	Cases				Deaths				Recovered				Active				Test	
		Total cases	New cases for the week of	New cases for the week of	Weekly change	Total deaths	New deaths for the week of	New deaths for the week of	Weekly change from Previous week	Total Recovered	New recovered for the week of	New recovered for the week of	Weekly change from Previous week	Active cases	New active for the week of	New active for the week of	Weekly change from Previous week	Total tests	Tests Per million People
			27 Feb.	20 Feb.			27 Feb.	20 Feb.			27 Feb.	20 Feb.			27 Feb.	20 Feb.			
North Africa	14-Feb-20	3,457,929	36,059	56,197	-20,138	81,851	793	1,002	-209	3,196,276	60,129	86,982	-26,853	179,802	-24,863	70,952	-95,815	24,945,314	120,838
Algeria	26-Feb-20	264,855	801	2,302	-1,501	6,831	34	68	-34	177,437	804	1,925	-1,121	80,587	-37	21,659	-21,696	230,861	5,265
Egypt	14-Feb-20	482,248	12,791	16,636	-3,845	24,040	288	460	-172	412,161	11,279	15,256	-3,977	46,047	1,224	12,260	-11,036	5,973,002	58,367
Libya	25-Mar-20	493,548	9,103	14,131	-5,028	6,250	59	66	-7	461,102	19,186	23,637	-4,451	26,196	-10,142	-19,665	9,523	2,419,533	352,122
Mauritania	14-Mar-20	58,632	21	42	-21	979	3	4	-1	57,602	80	231	-151	51	-62	-137	75	743,798	159,968
Morocco	5-Mar-20	1,160,892	1,925	3,802	-1,877	15,978	84	113	-29	1,140,157	5,279	11,508	-6,229	4,757	-3,438	10,054	-13,492	11,237,010	304,439
Tunisia	5-Mar-20	997,754	11,418	19,284	-7,866	27,773	325	291	34	947,817	23,501	34,425	-10,924	22,164	-12,408	46,781	-59,189	4,341,110	367,311

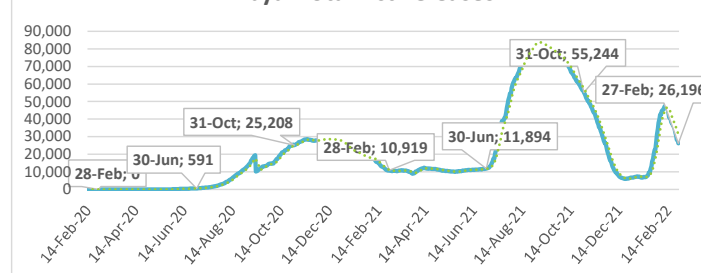
Algeria: Total Active Cases



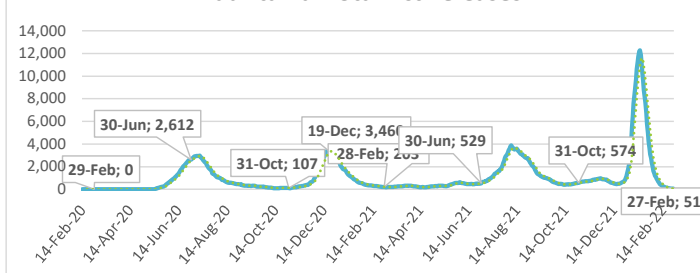
Egypt: Total Active Cases



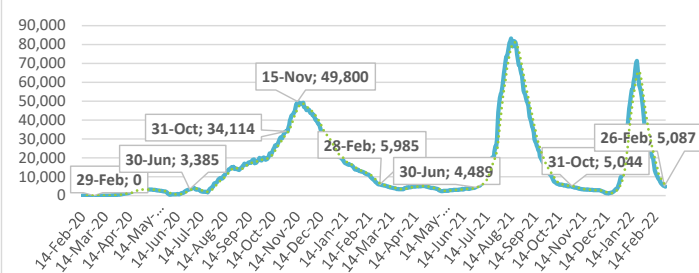
Libya: Total Active Cases



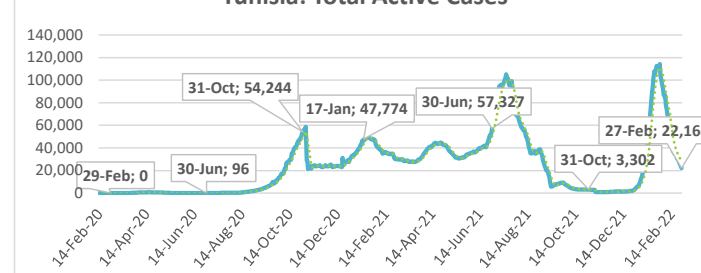
Mauritania: Total Active Cases



Morocco: Total Active Cases



Tunisia: Total Active Cases



.....: 7-day moving average

Southern Africa

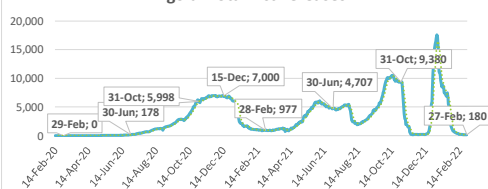
Highlights of the Covid-19 Situation in Southern Africa for the Week Ending February 27, 2022

- **As of Sunday, February 27, 2022, the number of total cases in the Southern Africa region reached 5,254,187.** Total number of Covid-19 tests conducted and tests per 1 million people, in the region, stand at 36,446,424 and 170,962 respectively. The region reported 22,764 new cases in the week, which is a 12.7% decline compared to the preceding week. The total number of deaths reported reached 126,216, of which 625 were new deaths during the week. The total number of recovered cases reached 5,060,646, of which 0.6% were newly recovered cases during the week. The total number of active cases stands at 67,325, indicating a decline of 6,517 cases in the week. The weekly decline in the number of active cases in the region is mainly attributable to South Africa.
- **South Africa accounted for 69.9% of the total cases reported in the region since the start of the pandemic and 64.6% of the new cases in the region during the week.** The lowest number of total cases in the region, since the start of the pandemic, was recorded in São Tomé & Príncipe at 5,934 of which 98.6% are reported to have recovered.
- **The average case fatality rate (CFR) based on cumulative total cases and deaths as of February 27, 2022, for the region, stands at 2.4%. The highest CFR in the region was reported in Malawi at 3.1% and the lowest in Mozambique and Botswana at 1.0%.**

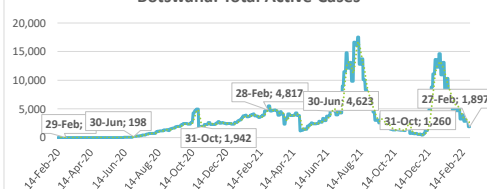
Summary of COVID-19 tracking in Southern Africa: Situation for the week ending 27 February 2022

	Date of first case	Cases				Deaths				Recovered				Active				Test	
		Total cases	New cases for the week of	New cases for the week of	Weekly change	Total deaths	New deaths for the week of	New deaths for the week of	Weekly change from Previous week	Total Recovered	New recovered for the week of	New recovered for the week of	Weekly change from Previous week	Active cases	New active for the week of	New active for the week of	Weekly change from Previous week	Total tests	Tests Per million People
		27 Feb.	20 Feb.	20 Feb.	20 Feb.	27 Feb.	20 Feb.	20 Feb.	20 Feb.	27 Feb.	20 Feb.	20 Feb.	20 Feb.	27 Feb.	20 Feb.	20 Feb.	20 Feb.		
Southern Africa	5-Mar-20	5,254,187	22,764	26,068	-3,304	126,216	625	1,743	-1,118	5,060,646	28,656	32,577	-3,921	67,325	-6,517	27,309	-33,826	36,446,424	170,962
Angola	27-Mar-20	98,701	63	124	-61	1,899	0	1	-1	96,622	53	192	-139	180	10	-10,313	10,323	1,424,011	43,327
Botswana	16-Mar-20	263,950	2,037	2,258	-221	2,619	11	11	0	259,434	2,996	2,592	-404	1,897	-970	1,866	-2,836	2,165,678	920,928
Eswatini	14-Mar-20	69,130	152	183	-31	1,390	2	5	-3	67,643	223	197	-26	97	-73	-29	-44	477,146	411,275
Lesotho	13-May-20	32,612	178	62	116	696	0	0	0	23,343	227	304	-77	8,573	-49	-14	-35	398,053	185,811
Madagascar	20-Mar-20	63,659	226	589	-363	1,366	16	15	1	58,677	815	1,362	-547	3,616	-605	3,673	-4,278	398,434	14,389
Malawi	2-Apr-20	85,328	109	194	-85	2,615	9	10	-1	75,578	893	2,194	-1,301	7,135	-793	7,339	-8,132	546,116	28,548
Mauritius	18-Mar-20	30,858	982	1,808	-826	786	0	0	0	27,008	1,202	122	-1,080	3,064	-220	1,264	-1,044	359,627	282,777
Mozambique	27-Mar-20	225,038	135	200	-65	2,192	3	0	3	219,321	410	633	-223	3,525	-278	3,247	-3,525	1,268,201	40,575
Namibia	14-Mar-20	157,210	200	245	-45	4,007	5	9	-4	152,694	222	480	-258	509	-27	-130	-103	953,850	375,398
São Tomé & Príncipe	6-Apr-20	5,934	8	6	2	72	1	0	1	5,852	7	15	-8	10	0	-490	-490	36,709	167,499
South Africa	5-Mar-20	3,673,257	14,710	16,736	-2,026	99,229	562	1,674	-1,112	3,541,730	18,998	20,413	-1,415	32,298	-4,850	19,511	-24,361	23,071,788	389,012
Zambia	18-Mar-20	312,707	1,513	1,692	-179	3,952	9	6	3	306,846	1,652	2,266	-614	1,909	-148	2,441	-2,589	3,268,486	177,790
Zimbabwe	25-Mar-20	235,803	2,451	1,971	480	5,393	7	12	-5	225,898	958	1,807	-849	4,512	1,486	1,472	14	2,078,325	139,833

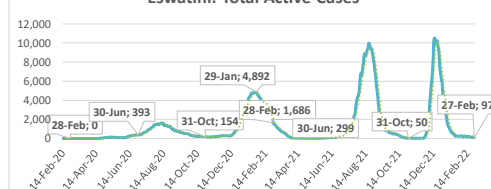
Angola: Total Active Cases



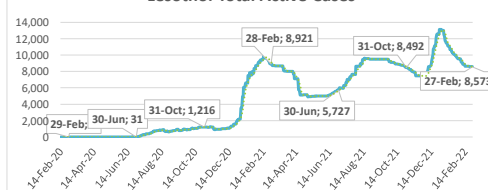
Botswana: Total Active Cases



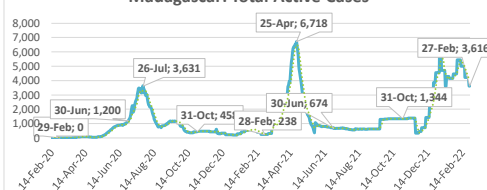
Eswatini: Total Active Cases



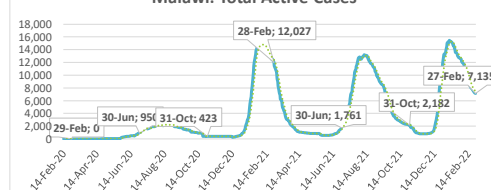
Lesotho: Total Active Cases



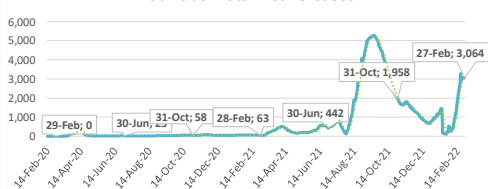
Madagascar: Total Active Cases



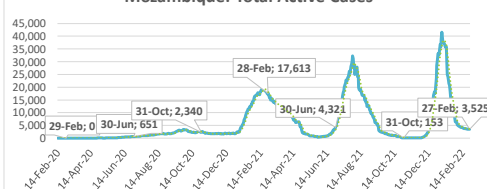
Malawi: Total Active Cases



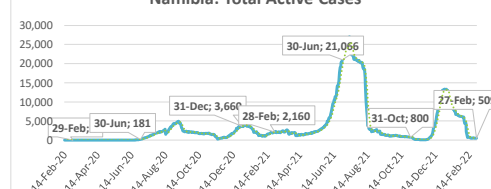
Mauritius: Total Active Cases



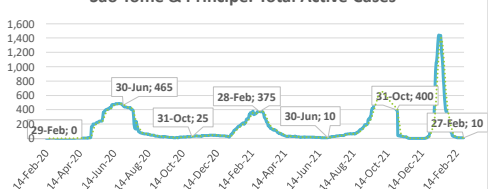
Mozambique: Total Active Cases



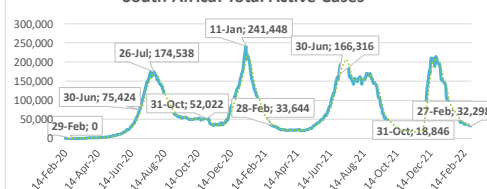
Namibia: Total Active Cases



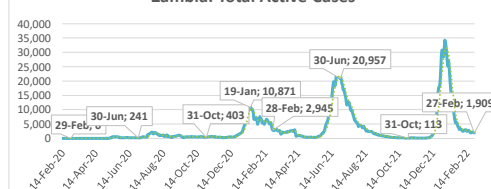
São Tomé & Príncipe: Total Active Cases



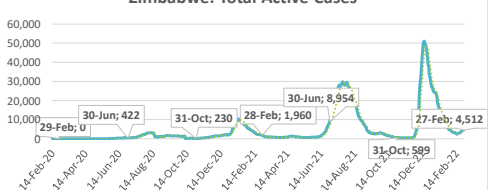
South Africa: Total Active Cases



Zambia: Total Active Cases



Zimbabwe: Total Active Cases



.....: 7-day moving average

West Africa

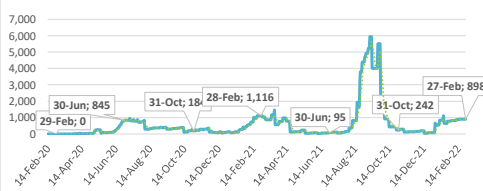
Highlights of the Covid-19 Situation in West Africa for the Week Ending February 27, 2022

- **As of Sunday, February 27, 2022, the number of total cases in the West Africa region reached 831,262.** Total number of Covid-19 tests conducted and tests per 1 million people, in the region, stand at 13,317,924 and 33,529 respectively. The region reported 1,402 new cases during the week, which is 18.9% lower compared to the new cases reported in the preceding week. The total number of deaths reported reached 10,963, of which 18 were new deaths during the week. The number of total recovered cases reached 809,785, of which 2.6% were newly recovered cases during the week. The total number of active cases stands at 10,514, indicating a decline of 19,361 cases in the week. The weekly decline in the number of active cases in the region is mainly attributable to Nigeria.
- **Nigeria accounted for 30.6% of the total cases reported in the region since the start of the pandemic, while Ghana accounted for 49.2% of the new cases in the region during the week.** The lowest number of total cases in the region, since the start of the pandemic, was recorded in Liberia at 7,360 of which 78.1% are reported to have recovered.
- **The average case fatality rate (CFR) based on cumulative total cases and deaths as of February 27, 2022, for the region, stands at 1.3%. The highest CFR in the region was reported in Liberia at 3.9% and the lowest in Benin at 0.6%.**

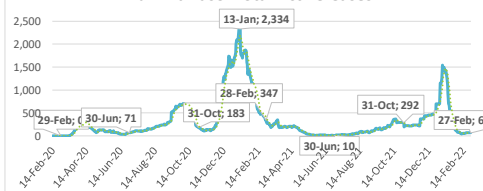
Summary of COVID-19 tracking in West Africa: Situation for the week ending 27 February 2022

	Date of first case	Cases				Deaths				Recovered				Active				Test	
		Total cases	New cases for the week of	New cases for the week of	Weekly change	Total deaths	New deaths for the week of	New deaths for the week of	Weekly change from Previous week	Total Recovered	New recovered for the week of	New recovered for the week of	Weekly change from Previous week	Active cases	New active for the week of	New active for the week of	Weekly change from Previous week	Total tests	Tests Per million People
		27 Feb.	20 Feb.	20 Feb.		27 Feb.	20 Feb.	20 Feb.		27 Feb.	20 Feb.	20 Feb.		27 Feb.	20 Feb.	20 Feb.			
West Africa	28-Feb-20	831,262	1,402	1,728	-326	10,963	18	31	-13	809,785	20,745	4,606	16,139	10,514	-19,361	14,144	-33,505	13,317,924	33,529
Benin	16-Mar-20	26,567	0	15	-15	163	0	0	0	25,506	0	0	0	898	0	455	-455	604,310	49,847
Burkina Faso	9-Mar-20	20,751	0	35	-35	375	0	0	0	20,309	0	20	-20	67	0	-315	315	317,494	15,189
Cabo Verde	20-Mar-20	55,882	22	18	4	401	1	0	-1	55,409	16	44	-28	72	5	-319	324	461,845	830,676
Côte d'Ivoire	11-Mar-20	81,467	100	249	-149	792	1	2	-1	79,816	553	370	183	859	-454	527	-981	1,414,287	53,616
Gambia, The	18-Mar-20	11,924	0	13	-13	365	0	0	0	11,461	0	0	0	98	0	78	-78	142,622	59,016
Ghana	12-Mar-20	159,124	690	683	7	1,442	4	19	-15	157,133	508	1,303	-795	549	178	-1,518	1,696	2,305,405	74,193
Guinea	13-Mar-20	36,393	39	25	14	440	2	2	0	32,939	255	0	255	3,014	-218	2,255	-2,473	620,137	47,220
Guinea-Bissau	27-Mar-20	8,001	94	58	36	167	1	2	-1	6,978	43	45	-2	856	50	202	-152	123,632	62,821
Liberia	16-Mar-20	7,360	0	2	-2	290	0	0	0	5,747	0	0	0	1,323	0	1,262	-1,262	139,824	27,646
Mali	25-Mar-20	30,378	38	75	-37	722	2	4	-2	29,470	927	511	416	186	-891	933	-1,824	620,934	30,662
Niger	20-Mar-20	8,751	13	27	-14	307	4	0	-4	8,432	26	44	-18	12	-17	62	45	228,471	9,438
Nigeria	28-Feb-20	254,525	232	277	-45	3,142	0	1	-1	249,013	18,258	358	17,900	2,370	-18,026	11,160	-29,186	4,317,621	20,945
Senegal	2-Mar-20	85,676	112	152	-40	1,960	2	1	-1	83,622	144	346	-202	94	-34	298	-332	1,013,487	60,529
Sierra Leone	31-Mar-20	7,665	2	11	-9	125	0	0	0	7,540	2	11	-9	0	0	-1,882	1,882	318,607	39,941
Togo	6-Mar-20	36,798	60	88	-28	272	1	0	-1	36,410	13	1,554	-1,541	116	46	1,070	-1,024	689,248	83,255

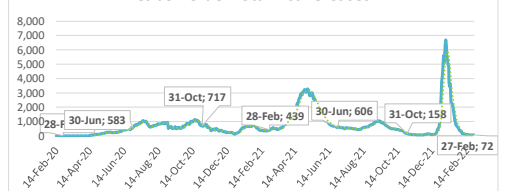
Benin: Total Active Cases



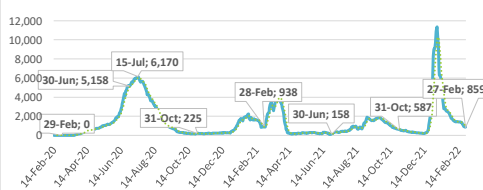
Burkina Faso: Total Active Cases



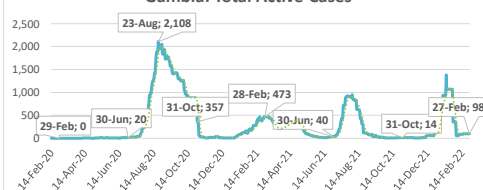
Cabo Verde: Total Active Cases



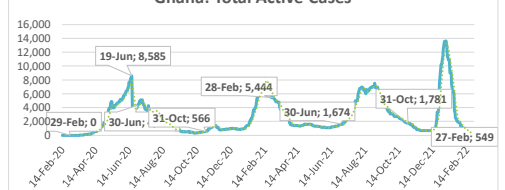
Côte d'Ivoire: Total Active Cases



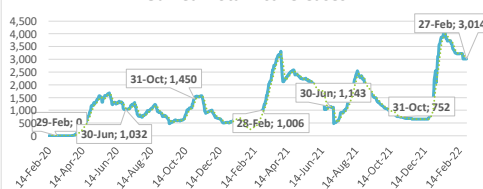
Gambia: Total Active Cases



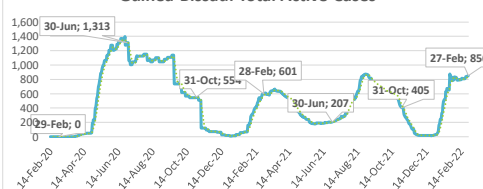
Ghana: Total Active Cases



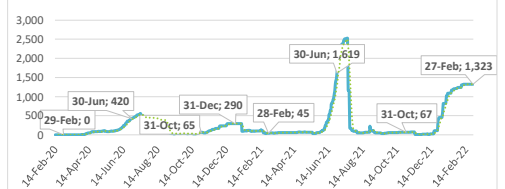
Guinea: Total Active Cases



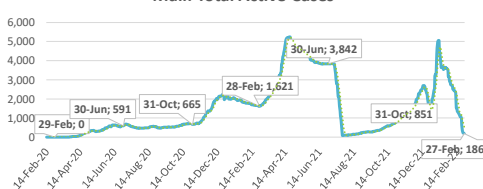
Guinea-Bissau: Total Active Cases



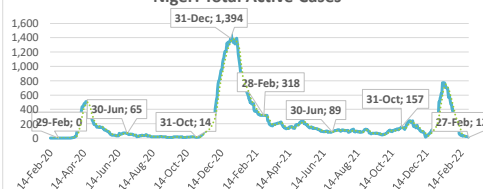
Liberia: Total Active Cases



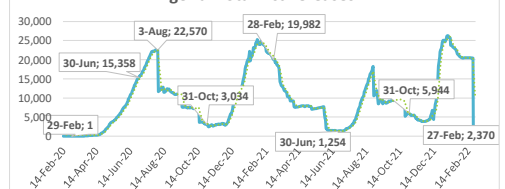
Mali: Total Active Cases



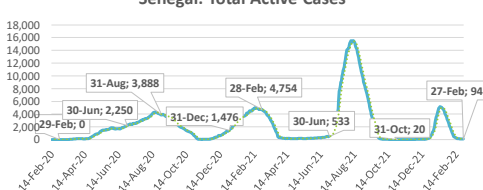
Niger: Total Active Cases



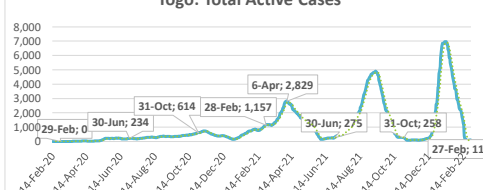
Nigeria: Total Active Cases



Senegal: Total Active Cases



Togo: Total Active Cases



.....: 7-day moving average