



AFRICAN DEVELOPMENT BANK GROUP

Weekly Data Flash on Covid-19 in Africa¹:

The situation as of Sunday, March 6, 2022

Statistics Department (ECST)

¹ This briefing note has been prepared by Roza Mamuye Bora, Senior Statistician; Anouar Chaouch, Statistician; Soumaila Karambiri, Statistical Assistant; Regis Hauhouot Stephane, Statistical Assistant and Desire Lakpa Guy, Statistical Assistant; and Robert Maate, Chief Statistician under the supervision of Louis Kouakou, Division Manager ECST.1

Contents

	Page
Highlights of the Covid-19 Situation in Africa as of March 6, 2022	1
Data Annexes: Africa	4
Highlights of the Covid-19 Situation in Central Africa as of March 6, 2022	6
Data Annexes: Central Africa	8
Highlights of the Covid-19 Situation in East Africa as of March 6, 2022	9
Data Annexes: East Africa	11
Highlights of the Covid-19 Situation in North Africa as of March 6, 2022	12
Data Annexes: North Africa	14
Highlights of the Covid-19 Situation in Southern Africa as of March 6, 2022	15
Data Annexes: Southern Africa	17
Highlights of the Covid-19 Situation in West Africa as of March 6, 2022	18
Data Annexes: West Africa	20

Highlights of the Covid-19 Situation in Africa for the Week Ending March 6, 2022

Vaccinations: Status Update

- **In the week ending March 6, 2022, over 177.6 million new Covid-19 vaccinations were administered globally, leading to an accumulated total nearly 10.9 billion since the start of the program.** In terms of the geographical distribution, China accounts for 29.0% of the total number of Covid-19 vaccinations administered to date, followed by India at 16.4% and USA at 5.1%.
- **The number of African countries with updated data on Covid-19 vaccinations stands at 51.** As of March 6, 2022, a total of 407,171,691¹ vaccinations had been administered in Africa, which represents 3.7% of total global vaccinations. Egypt accounts for 17.4% of the vaccinations carried out in Africa to date, followed by Morocco (13.2%) and South Africa (7.9%). As of March 6, 2022, 12.3% of Africa's population has completed² vaccination and 18.6% have received at least one dose of vaccine.

Covid-19 Testing in Africa

- **As of Sunday, March 6, 2022, over 100.1 million tests for Covid-19 had been administered in Africa.** Nine countries collectively account for 65.3% of the tests conducted in Africa as of March 6, 2022, namely, South Africa (23.2%), Morocco (11.2%), Egypt (6.0%), Rwanda (4.9%), Ethiopia (4.5%), Tunisia (4.4%), Nigeria (4.4%), Kenya (3.4%) and Zambia (3.3%).
- **The average number of tests per 1 million people in Africa as of March 6, 2022, stands at 74,789.** Botswana continues to lead on this indicator with 920,928 tests per 1 million people, followed by Cabo Verde (835,243), Gabon (708,317), Eswatini (415,543), South Africa (391,939) and Rwanda (379,742).

Confirmed, New and Active Global Covid-19 Cases

- **Globally, the total number of confirmed Covid-19 cases since the start of the pandemic reached 446,232,868, of which 85.0% have recovered.** The majority cases (35.8%) occurred in Europe, followed by Asia (27.1%), North America (21.3%), South America (12.3%) and Africa (2.5%).
- A new variant of Covid-19, designated by WHO as B.1.1.529 (omicron), was identified in the last week of November 2021.

¹ The total vaccination figures indicate the total number of vaccines administered including both vaccinations completed and at least one dose.

² Completed vaccination refers to population that has taken the minimum required doses of vaccination depending on the type of vaccine.

- **The number of new cases reported globally in the review week amounted to 10,994,700,** indicating a 1.7% increase compared to the new cases recorded in the preceding week.
- **The number of global deaths due to Covid-19 reached 5,998,854, of which 50,273 were recorded in the week ending March 6, 2022.** This was 19.1% lower than the number of deaths recorded in the previous week. The number of global active cases declined by 2,789,698 cases in the week under review making a total of 60,872,193 as of March 6, 2022.
- **Africa makes 2.5% of the total global cases, 4.2% of deaths, 2.7% of recovered cases and 0.9% of active cases as of March 6, 2022, as detailed below.**

Confirmed, New and Active Covid-19 Cases in Africa

- **As of March 6, 2022, the total number of confirmed cases in Africa reached 11,233,309³,** 65.0% of which were in six countries, namely South Africa (32.8%), Morocco (10.3%), Tunisia (8.9%), Libya (4.4%), Egypt (4.4%) and Ethiopia (4.2%). The five countries with the lowest total number of reported cases were São Tomé & Príncipe, Chad, Liberia, Sierra Leone and Comoros with cases ranging between 5,934 in São Tomé & Príncipe and 8,033 in Comoros. These five countries collectively account for 0.3% of the confirmed cases in Africa. Considering population size, Seychelles, Botswana, Cabo Verde, Tunisia and Libya are the five countries with the highest number of confirmed cases per million people with rates ranging from 396,544 in Seychelles to 70,857 in Libya.
- **In the week under review, a total of 42,657 new cases were reported in Africa,** which is 33.0% lower than the new cases recorded the previous week. These new cases in Africa account for 0.4% of the weekly new cases recorded globally. The North Africa region accounted for 50.9% of the weekly new cases in Africa, followed by Southern Africa (42.2%), East Africa (4.6%), West Africa (3.2%) and Central Africa (1.1%).
- **The total number of active cases in Africa declined by 37,139 cases to a total of 539,367 in the week under review.** Currently, five countries collectively account for 57.3% of the active cases in Africa, namely Rwanda (15.3%), Algeria (14.9%), Uganda (11.1%), Egypt (8.4%) and Ethiopia (7.6%).
- **From a regional perspective, all regions recorded declines in active cases during the week.**

Deaths and the Case Fatality Rates in Africa

- **As of March 6, 2022, a total of 249,252 deaths had been reported in Africa since the start of the pandemic,** of which 50.8% were in Southern Africa, 33.0% in North Africa, 10.0% in East Africa, 4.4% in West Africa and 1.8% in Central Africa. The five countries with the highest number of reported deaths due to Covid-19 since the start of the pandemic are South Africa, Tunisia, Egypt, Morocco and Ethiopia, ranging between 99,543 in South Africa and 7,476 in

³ Comoros, Tanzania, Botswana, São Tomé & Príncipe, Burkina Faso and Sierra Leone have not released new data for this week.

Ethiopia. A total of 820 new deaths were reported in Africa in the week under review, which is a decline of 47.8% compared to the preceding week.

- **The case fatality rate (CFR), i.e. deaths per confirmed cases for Africa, stands at 2.2%, which is higher than the global CFR rate of 1.3%.** Regionally, West Africa has the lowest CFR at 1.3%, followed by Central Africa at 1.4%, East Africa at 1.9%, Southern Africa and North Africa at 2.4%. As of March 6, 2022, seventeen African countries recorded CFRs higher than the African average with the highest in Sudan at 6.4%, followed by Somalia (5.1%), Egypt (4.9%), Liberia (4.0%), Niger (3.5%), The Gambia (3.1%), Malawi (3.1%), Tunisia (2.8%), South Africa (2.7%), Chad (2.6%), Algeria (2.6%), Namibia (2.6%), Mali (2.4%), Mauritius (2.4%), Tanzania (2.4%), Senegal (2.3%) and Zimbabwe (2.3%).

Recovery Rates in Africa

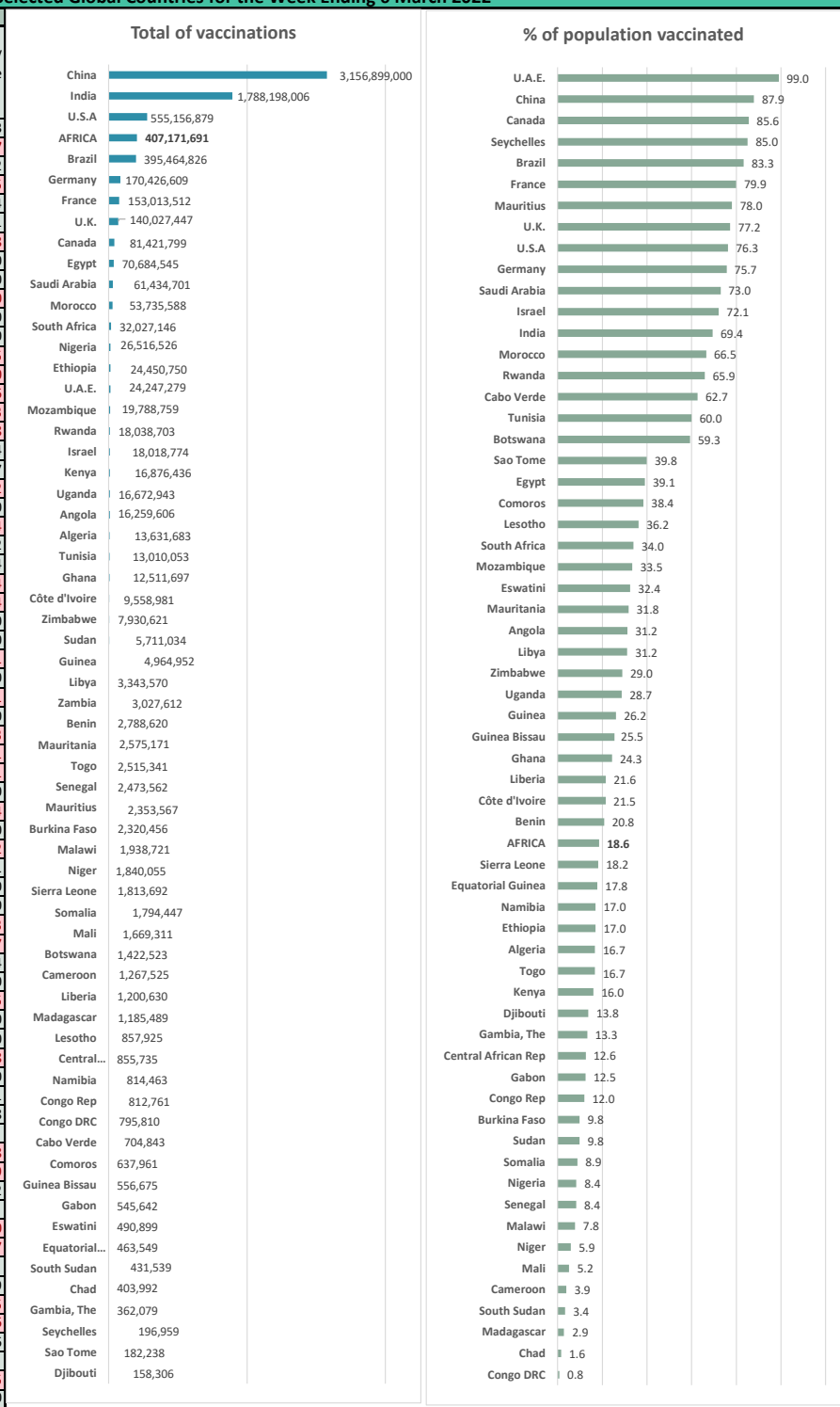
- **As of March 6, 2022, the number of recovered cases in Africa reached 10,411,868, representing 92.7% of its total confirmed cases⁴.** Regionally, the recovery rates stand at 97.5% for West Africa, 96.5% for Southern Africa, 93.1% for North Africa, 83.6% for Central Africa and 75.6% for East Africa. In the week under review, a total of 78,976 newly recovered cases were reported in Africa.

⁴ Burundi has not been publishing new data on recovered cases and deaths since 6 January 21. Tanzania is not currently reporting on recovered cases. Additionally, Liberia, Benin, Rwanda, Sudan, Somalia, Cameroon, CAR, Chad and DRC have not reported recovered cases at least in the review week.

Status of Vaccinations Administered in Africa and Selected Global Countries for the Week Ending 6 March 2022

	Vaccinations					
	Total vaccinations	% of population vaccinated (at least one dose)	% of population vaccinated completed (2 doses)*	New vaccinations for the week of 6 Mar.	New vaccinations for the week of 27 Feb.	Weekly change
World	10,886,926,670	44.4	40.3	177,619,869	151,725,826	25,894,043
AFRICA	407,171,691	18.6	12.3	12,953,625	20,212,902	-7,259,277
Algeria	13,631,683	16.7	13.6	170,482	0	170,482
Angola	16,259,606	31.2	16.1	357,541	396,676	-39,135
Benin	2,788,620	20.8	16.2	397,224	0	397,224
Botswana	1,422,523	59.3	48.5	32,920	12,849	20,071
Burkina Faso	2,320,456	9.8	5.3	10,914	1,050,292	-1,039,378
Cabo Verde	704,843	62.7	53.0	12,117	9,367	2,750
Cameroon	1,267,525	3.9	3.0	231,276	11,916	219,360
Central African Rep	855,735	12.6	12.1	0	31,840	-31,840
Chad	403,992	1.6	0.8	0	0	0
Comoros	637,961	38.4	33.4	0	0	0
Congo DRC	795,810	0.8	0.5	99,865	167,460	-67,595
Congo Rep	812,761	12.0	11.2	0	53,870	-53,870
Côte d'Ivoire	9,558,981	21.5	13.9	0	984,206	-984,206
Djibouti	158,306	13.8	9.8	2,565	4,028	-1,463
Egypt	70,684,545	39.1	28.7	1,299,115	1,660,533	-361,418
Equatorial Guinea	463,549	17.8	14.2	7,894	0	7,894
Eswatini	490,899	32.4	28.7	4,737	0	4,737
Ethiopia	24,450,750	17.0	3.1	3,597,485	8,894,827	-5,297,342
Gabon	545,642	12.5	10.3	0	0	0
Gambia, The	362,079	13.3	12.7	0	12,204	-12,204
Ghana	12,511,697	24.3	15.1	468,122	0	468,122
Guinea	4,964,952	26.2	13.9	194,222	11,888	182,334
Guinea Bissau	556,675	25.5	16.8	360	7,654	-7,294
Kenya	16,876,436	16.0	14.0	299,323	478,107	-178,784
Lesotho	857,925	36.2	33.7	0	0	0
Liberia	1,200,630	21.6	20.9	0	0	0
Libya	3,343,570	31.2	15.8	42,725	102,456	-59,731
Madagascar	1,185,489	2.9	2.7	0	0	0
Malawi	1,938,721	7.8	4.1	18,157	20,408	-2,251
Mali	1,669,311	5.2	3.4	0	0	0
Mauritania	2,575,171	31.8	21.5	0	30,403	-30,403
Mauritius	2,353,567	78.0	74.4	0	316,671	-316,671
Morocco	53,735,588	66.5	62.4	296,462	412,013	-115,551
Mozambique	19,788,759	33.5	28.1	0	0	0
Namibia	814,463	17.0	14.5	11,699	15,523	-3,824
Niger	1,840,055	5.9	4.2	35,295	6,185	29,110
Nigeria	26,516,526	8.4	3.8	1,136,038	4,762,900	-3,626,862
Rwanda	18,038,703	65.9	58.3	1,482,871	0	1,482,871
Sao Tome	182,238	39.8	27.5	0	0	0
Senegal	2,473,562	8.4	6.0	31,870	0	31,870
Seychelles	196,959	85.0	80.7	734	5,467	-4,733
Sierra Leone	1,813,692	18.2	11.5	1,867	327,594	-325,727
Somalia	1,794,447	8.9	5.6	134,644	0	134,644
South Africa	32,027,146	34.0	28.8	588,018	108,348	479,670
South Sudan	431,539	3.4	2.9	0	58,905	-58,905
Sudan	5,711,034	9.8	4.4	0	0	0
Togo	2,515,341	16.7	12.7	0	0	0
Tunisia	13,010,053	60.0	53.0	23,049	65,497	-42,448
Uganda	16,672,943	28.7	5.7	1,699,650	0	1,699,650
Zambia	3,027,612	...	10.5	204,162	143,301	60,861
Zimbabwe	7,930,621	29.0	22.6	60,222	49,514	10,708
Americas						
Brazil	395,464,826	83.3	72.8	3,679,804	6,754,232	-3,074,428
Canada	81,421,799	85.6	81.3	278,061	583,390	-305,329
U.S.A	555,156,879	76.3	64.7	3,256,446	1,916,484	1,339,962
Asia						
China	3,156,899,000	87.9	85.5	37,235,000	38,876,000	-1,641,000
India	1,788,198,006	69.4	57.4	13,919,248	19,999,235	-6,079,987
Europe						
France	153,013,512	79.9	77.5	10,185,671	1,458,072	8,727,599
Germany	170,426,609	75.7	74.9	648,888	829,393	-180,505
Israel	18,018,774	72.1	65.9	10,211	24,047	-13,836
U.K.	140,027,447	77.2	71.9	329,096	324,150	4,946
Middle East						
Saudi Arabia	61,434,701	73.0	67.8	594,091	640,106	-46,015
U.A.E.	24,247,279	99.0	95.2	116,779	113,049	3,730

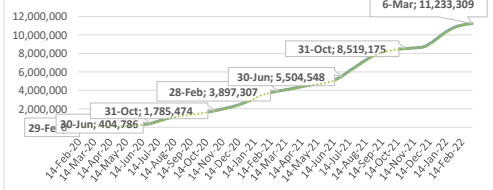
*: % of population vaccinated completed: Indicates the population that has taken the minimum required doses to complete vaccination depending on the type of vaccine



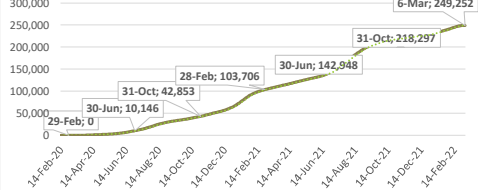
Summary of COVID-19 tracking in Africa: Situation for the week ending 6 March 2022

	Date of first case	Cases				Deaths				Recovered				Active				Test	
		Total cases	New cases for the week of	New cases for the week of	Weekly change from Previous week	Total deaths	New deaths for the week of	New deaths for the week of	Weekly change from Previous week	Total Recovered	New recovered for the week of	New recovered for the week of	Weekly change from Previous week	Active cases	New active for the week of	New active for the week of	Weekly change from Previous week	Total tests	Tests Per million People
		6 Mar.	27 Feb.	18 Feb.	11 Feb.	6 Mar.	27 Feb.	18 Feb.	11 Feb.	6 Mar.	27 Feb.	18 Feb.	11 Feb.	6 Mar.	27 Feb.	18 Feb.	11 Feb.	6 Mar.	27 Feb.
World	31-Dec-19	446,232,868	10,994,700	10,806,707	187,993	5,998,854	50,273	62,162	-11,889	379,361,821	13,734,125	15,881,738	-2,147,613	60,872,193	-2,789,698	50,673,626	-53,463,324	5,856,744,910	751,366
Africa	14-Feb-20	11,233,309	42,657	63,684	-21,027	249,252	820	1,572	-752	10,411,868	78,976	119,201	-40,225	539,367	-37,139	222,527	-259,666	100,129,269	74,789
Central Africa	6-Mar-20	314,519	469	480	-11	4,428	4	25	-21	262,835	1,097	1,321	-224	47,256	-632	13,914	-14,546	5,953,579	40,636
East Africa	13-Mar-20	1,334,349	1,125	2,979	-1,854	25,013	35	111	-76	1,008,572	4,125	8,350	-4,225	267,942	-3,035	139,156	-142,191	18,842,454	50,181
North Africa	14-Feb-20	3,479,654	21,725	36,059	-14,334	82,270	419	793	-374	3,241,121	44,845	60,129	-15,284	156,263	-23,539	39,165	-62,704	25,036,220	121,279
Southern Africa	5-Mar-20	5,272,173	17,986	22,764	-4,778	126,567	351	625	-274	5,087,600	26,954	28,656	-1,702	58,006	-9,319	19,057	-28,376	36,718,078	172,236
West Africa	28-Feb-20	832,614	1,352	1,402	-50	10,974	11	18	-7	811,740	1,955	20,745	-18,790	9,900	-614	11,235	-11,849	13,578,938	34,186

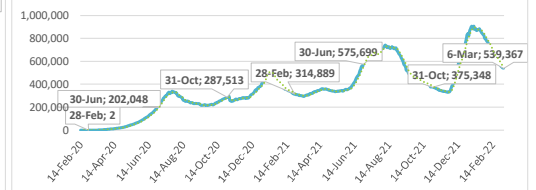
Africa: Total Cases



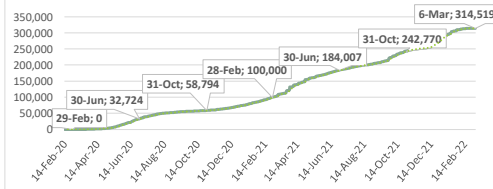
Africa: Total Deaths



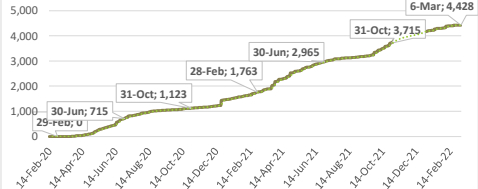
Africa: Total Active Cases



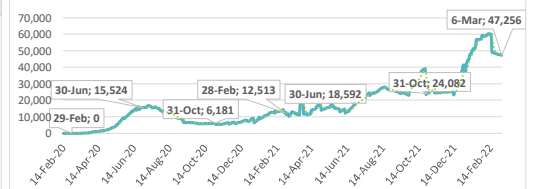
Central Africa: Total Cases



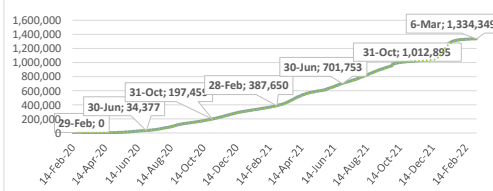
Central Africa: Total Deaths



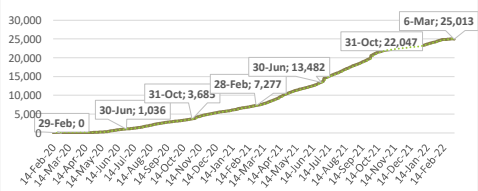
Central Africa: Total Active Cases



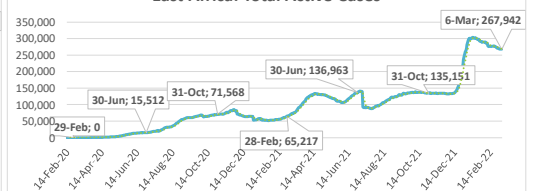
East Africa: Total Cases



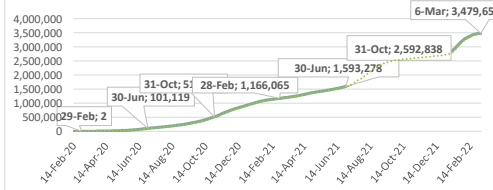
East Africa: Total Deaths



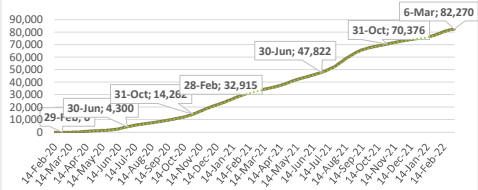
East Africa: Total Active Cases



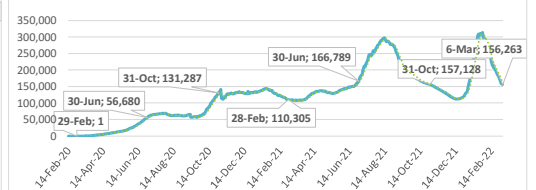
North Africa: Total Cases



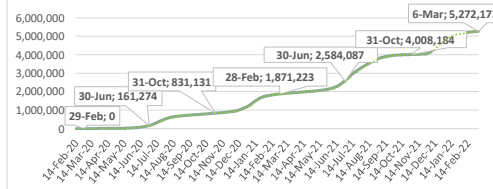
North Africa: Total Deaths



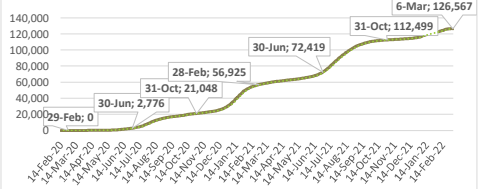
North Africa: Total Active Cases



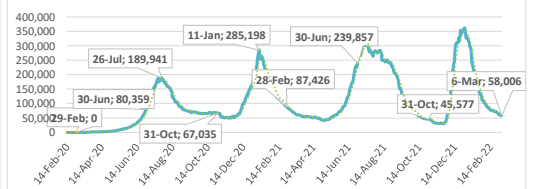
Southern Africa: Total Cases



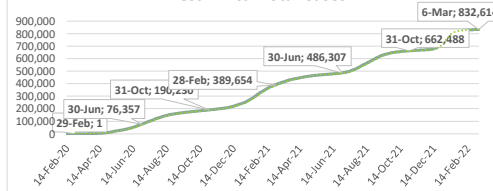
Southern Africa: Total Deaths



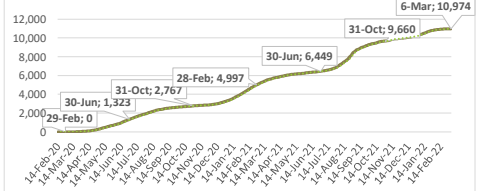
Southern Africa: Total Active Cases



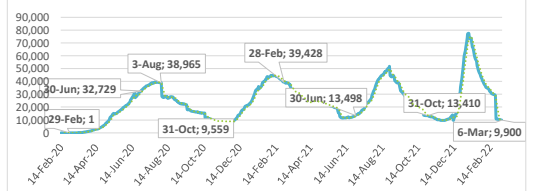
West Africa: Total Cases



West Africa: Total Deaths



West Africa: Total Active Cases



..... 7-day moving average

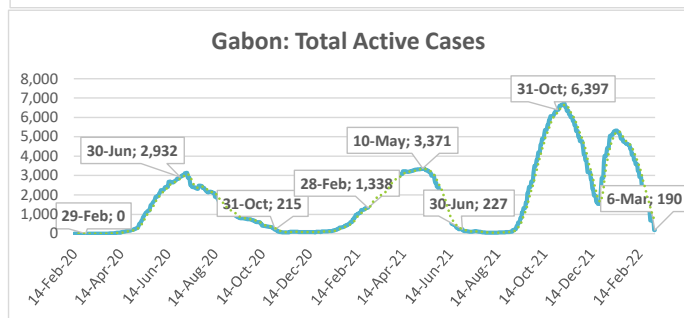
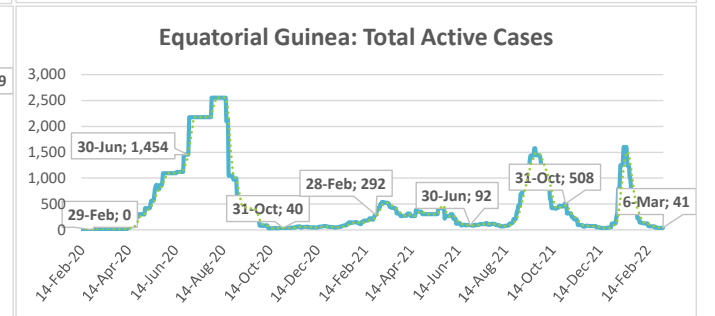
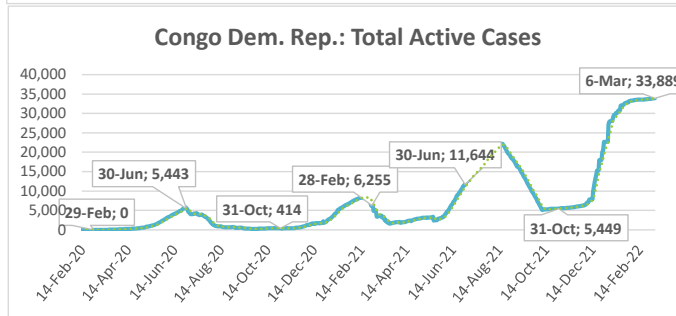
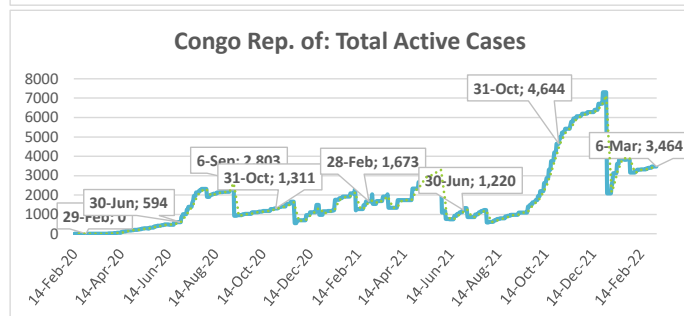
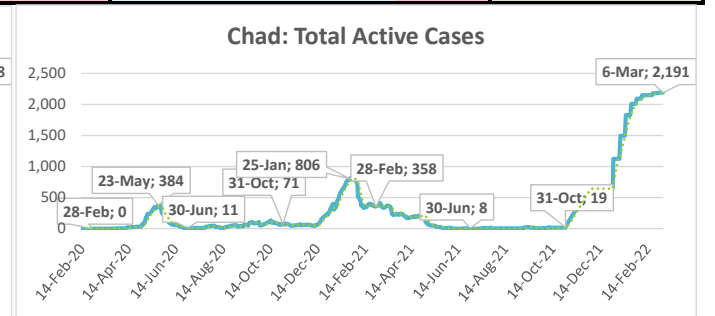
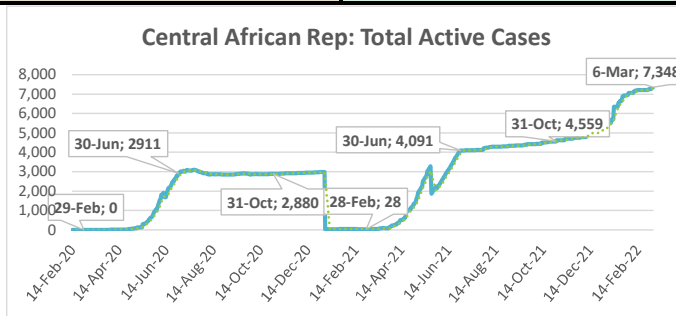
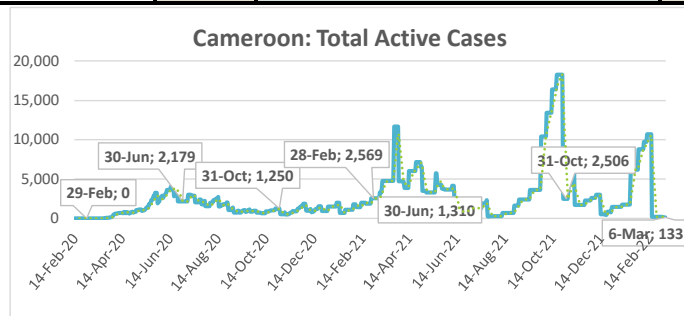
Central Africa

Highlights of the Covid-19 Situation in Central Africa for the Week Ending March 6, 2022

- **As of Sunday, March 6, 2022, the number of reported total cases in the Central Africa region reached 314,519.** Total number of Covid-19 tests conducted and tests per 1 million people, in the region, stand at 5,953,579 and 40,636 respectively. The region reported 469 new cases during the week, which is 2.3% lower compared to the preceding week. The total number of deaths reported since the start of the pandemic reached 4,428, of which 4 were new deaths during the week. The number of total recovered cases reached 262,835, of which 0.4% were newly recovered cases recorded during the week. The total number of active cases stands at 47,256, indicating a decline of 632 cases during the week. The weekly decline in the number of active cases in the region is mainly attributable to Gabon.
- **Cameroon accounted for 37.9% of the total cases reported in the region since the start of the pandemic, while the Democratic Republic of Congo accounted for 33.0% of the new cases reported during the week.** The lowest number of total cases in the region, since the start of the pandemic, was recorded in Chad at 7,255 of which 67.2% are reported to have recovered.
- **The average case fatality rate (CFR) based on cumulative total cases and deaths as of March 6, 2022, for the region, stands at 1.4%. The highest CFR in the region was reported in Chad at 2.6% and the lowest in Gabon at 0.6%.**

Summary of COVID-19 tracking in Central Africa: Situation for the week ending 6 March 2022

	Date of first case	Cases				Deaths				Recovered				Active				Test	
		Total cases	New cases for the week of	New cases for the week of	Weekly change	Total deaths	New deaths for the week of	New deaths for the week of	Weekly change from Previous week	Total Recovered	New recovered for the week of	New recovered for the week of	Weekly change from Previous week	Active cases	New active for the week of	New active for the week of	Weekly change from Previous week	Total tests	Tests Per million People
			6 Mar.	27 Feb.			6 Mar.	27 Feb.			6 Mar.	27 Feb.			6 Mar.	27 Feb.			
Central Africa	6-Mar-20	314,519	469	480	-11	4,428	4	25	-21	262,835	1,097	1,321	-224	47,256	-632	13,914	-14,546	5,953,579	40,636
Cameroon	6-Mar-20	119,322	82	133	-51	1,926	3	3	0	117,263	174	132	42	133	-95	-16,189	16,094	2,492,457	93,892
Central African Rep.	15-Mar-20	14,320	133	0	133	113	0	0	0	6,859	0	0	0	7,348	133	2,705	-2,572	85,587	17,721
Chad	19-Mar-20	7,255	9	32	-23	190	0	0	0	4,874	0	0	0	2,191	9	2,131	-2,122	200,916	12,232
Congo Rep. of	15-Mar-20	24,020	53	93	-40	378	0	3	-3	20,178	0	0	0	3,464	53	450	-397	347,815	63,032
Congo Dem. Rep.	10-Mar-20	86,154	155	165	-10	1,335	0	19	-19	50,930	0	0	0	33,889	155	28,338	-28,183	959,282	10,711
Equatorial Guinea	14-Mar-20	15,889	12	7	5	183	1	0	1	15,665	12	33	-21	41	-1	-353	352	290,997	207,413
Gabon	12-Mar-20	47,559	25	50	-25	303	0	0	0	47,066	911	1,156	-245	190	-886	-3,168	2,282	1,576,525	708,317



.....: 7-day moving average

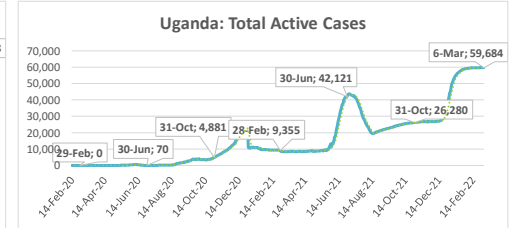
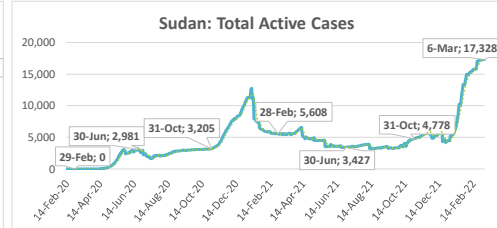
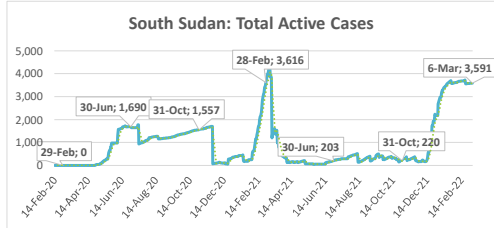
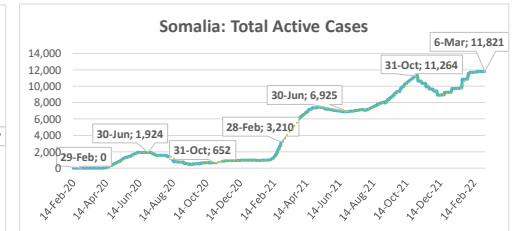
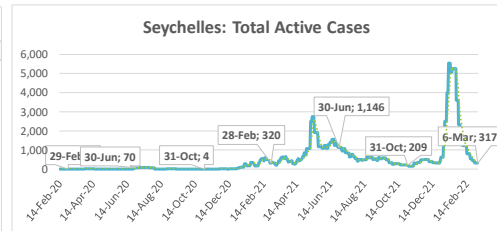
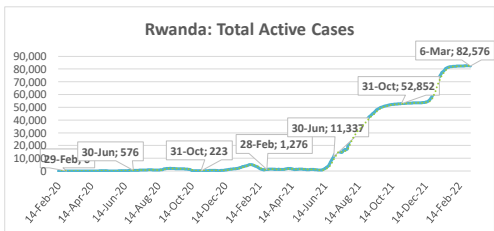
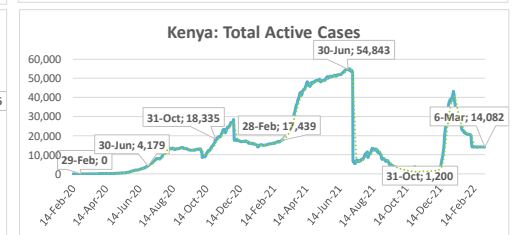
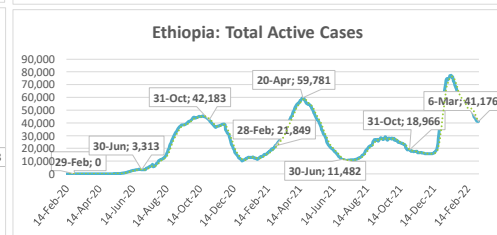
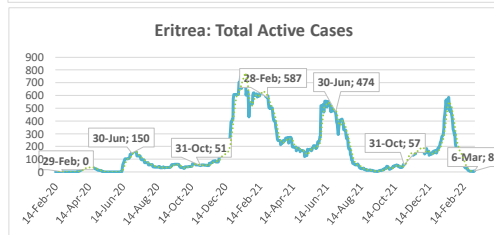
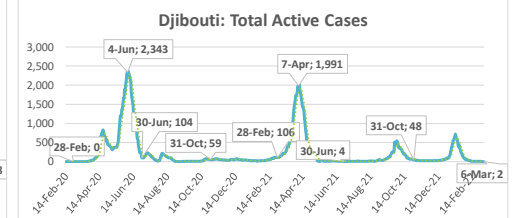
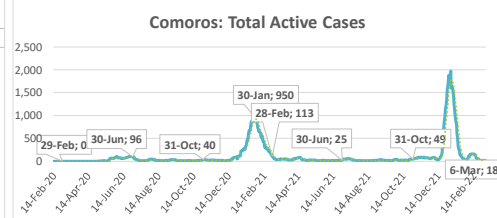
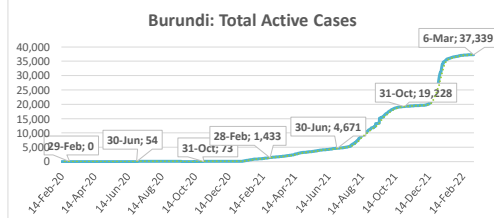
East Africa

Highlights of the Covid-19 Situation in East Africa for the Week Ending March 6, 2022

- **As of Sunday, March 6, 2022, the number of total cases in the East Africa region reached 1,334,349.** Total number of Covid-19 tests conducted and tests per 1 million people, in the region, stand at 18,842,454 and 50,181 respectively. The region reported 1,125 new cases in the week, which is a 62.2% decline compared to the preceding week. The total number of deaths reported reached 25,013, of which 35 were new deaths during the week. The number of total recovered cases reached 1,008,572¹, of which 0.4% were newly recovered cases during the week. The total number of active cases stands at 267,942, indicating a decline of 3,035 cases in the week. The weekly decline in the number of active cases in the region is mainly attributable to Ethiopia.
- **Ethiopia accounted for 35.1% of the total cases reported in the region since the start of the pandemic and 26.0% of the new cases reported in the region during the week.** The lowest number of total cases in the region, since the start of the pandemic, was recorded in Comoros at 8,033 of which 97.8% are reported to have recovered.
- **The average case fatality rate (CFR) based on cumulative total cases and deaths as of March 6, 2022, for the region, stands at 1.9%. The highest CFR in the region was reported in Sudan at 6.4% and the lowest in Seychelles at 0.4%.**

¹ Burundi has not been publishing new data on recovered cases and deaths since 6 January 21, hence is excluded from CFR comparison.

Summary of COVID-19 tracking in East Africa: Situation for the week ending 6 March 2022																			
	Date of first case	Cases				Deaths				Recovered				Active				Test	
		Total cases	New cases for the week of	New cases for the week of	Weekly change	Total deaths	New deaths for the week of	New deaths for the week of	Weekly change from Previous week	Total Recovered	New recovered for the week of	New recovered for the week of	Weekly change from Previous week	Active cases	New active for the week of	New active for the week of	Weekly change from Previous week	Total tests	Tests Per million People
East Africa	13-Mar-20	1,334,349	1,125	2,979	-1,854	25,013	35	111	-76	1,008,572	4,125	8,350	-4,225	267,942	3,035	139,156	-142,191	18,842,454	50,181
Burundi	31-Mar-20	38,150	64	102	-38	38	0	0	0	773	0	0	0	37,339	64	18,324	-18,260	1,412,395	118,781
Comoros	2-May-20	8,033	0	13	-13	160	0	0	0	7,855	0	43	-43	18	0	25	-25	6,227	7,161
Djibouti	18-Mar-20	15,550	3	5	-2	189	0	0	0	15,359	7	9	-2	2	-4	-146	-142	287,374	290,864
Eritrea	21-Mar-20	9,715	15	13	-2	103	0	0	0	9,604	11	38	-27	8	4	-23	-27	23,693	6,681
Ethiopia	13-Mar-20	468,966	292	329	-37	7,476	16	22	-6	420,314	3,610	7,029	-3,419	41,176	-3,334	27,164	-30,498	4,535,438	39,451
Kenya	13-Mar-20	323,075	145	234	-89	5,641	2	4	-2	303,352	104	169	-65	14,082	39	12,426	-12,387	3,403,120	63,289
Rwanda	14-Mar-20	129,556	67	117	-50	1,458	1	1	0	45,522	0	0	0	82,576	66	30,068	-30,002	4,918,503	379,742
Seychelles	15-Mar-20	39,427	176	335	-159	163	3	1	-2	38,947	298	696	-398	317	-125	520	-645	21,504	218,654
Somalia	16-Mar-20	26,351	38	53	-15	1,348	0	3	-3	13,182	0	0	0	11,821	38	1,201	-1,163	400,466	25,197
South Sudan	5-Apr-20	16,999	44	52	-8	137	0	0	0	13,271	21	173	-152	3,591	23	3,361	-3,338	342,501	30,598
Sudan	13-Mar-20	61,569	193	1,437	-1,244	3,912	11	70	-59	40,329	0	0	0	17,328	182	12,204	-12,022	562,941	12,838
Tanzania	16-Mar-20	33,620	0	71	-71	798	0	2	-2	455,776	7,630
Uganda	21-Mar-20	163,338	88	218	-130	3,590	2	8	-6	100,064	74	193	-119	59,684	12	34,032	-34,020	2,472,516	54,055



.....: 7-day moving average

North Africa

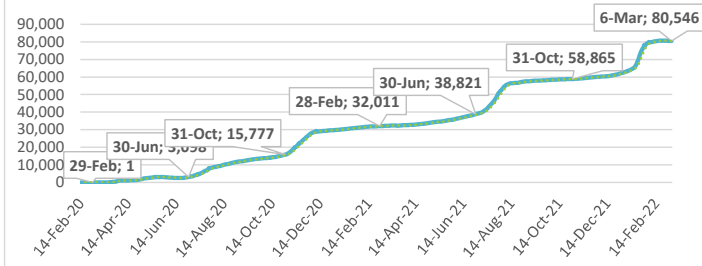
Highlights of the Covid-19 Situation in North Africa for the Week Ending March 6, 2022

- **As of Sunday, March 6, 2022, the number of total cases in the North Africa region reached 3,479,654.** Total number of Covid-19 tests conducted and tests per 1 million people, in the region, stand at 25,036,220 and 121,279 respectively. The region reported 21,725 new cases in the week, which is a 39.8% decline compared to the preceding week. The total number of deaths reported reached 82,270, of which 419 were new deaths during the week. The number of total recovered cases reached 3,241,121, of which 1.4% were newly recovered cases during the week. The total number of active cases stands at 156,263, indicating a decline of 23,539 cases during the week. The weekly decline in the number of active cases in the region is mainly attributable to Tunisia and Libya.
- **Morocco accounted for 33.4% of the total cases reported in the region since the start of the pandemic, while Egypt accounted for 40.1% of the new cases followed by Tunisia 34.1% in the region during the week.** The lowest number of total cases in the region, since the start of the pandemic, was recorded in Mauritania at 58,649 of which 98.3% are reported to have recovered.
- **The average case fatality rate (CFR) based on cumulative total cases and deaths as of March 6, 2022, for the region, stands at 2.4%. The highest CFR in the region was recorded in Egypt at 4.9% and the lowest in Libya at 1.3%.**

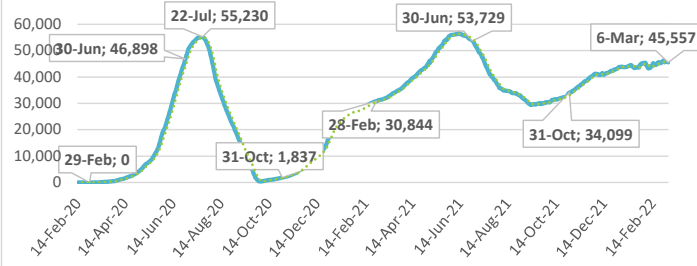
Summary of COVID-19 tracking in North Africa: Situation for the week ending 6 March 2022

	Date of first case	Cases				Deaths				Recovered				Active				Test	
		Total cases	New cases for the week of	New cases for the week of	Weekly change	Total deaths	New deaths for the week of	New deaths for the week of	Weekly change from Previous week	Total Recovered	New recovered for the week of	New recovered for the week of	Weekly change from Previous week	Active cases	New active for the week of	New active for the week of	Weekly change from Previous week	Total tests	Tests Per million People
			6 Mar.	27 Feb.			6 Mar.	27 Feb.			6 Mar.	27 Feb.			6 Mar.	27 Feb.			
North Africa	14-Feb-20	3,479,654	21,725	36,059	-14,334	82,270	419	793	-374	3,241,121	44,845	60,129	-15,284	156,263	-23,539	39,165	-62,704	25,036,220	121,279
Algeria	26-Feb-20	265,265	410	801	-391	6,855	24	34	-10	177,864	427	804	-377	80,546	-41	21,968	-22,009	230,861	5,265
Egypt	14-Feb-20	490,969	8,721	12,791	-4,070	24,197	157	288	-131	421,215	9,054	11,279	-2,225	45,557	-490	13,180	-13,670	5,995,749	58,590
Libya	25-Mar-20	497,958	4,410	9,103	-4,693	6,299	49	59	-10	474,527	13,425	19,186	-5,761	17,132	-9,064	-29,237	20,173	2,439,652	355,050
Mauritania	14-Mar-20	58,649	17	21	-4	980	1	3	-2	57,639	37	80	-43	30	-21	-330	309	753,104	161,970
Morocco	5-Mar-20	1,161,646	754	1,925	-1,171	16,017	39	84	-45	1,143,345	3,188	5,279	-2,091	2,284	-2,473	2,235	-4,708	11,237,010	304,439
Tunisia	5-Mar-20	1,005,167	7,413	11,418	-4,005	27,922	149	325	-176	966,531	18,714	23,501	-4,787	10,714	-11,450	31,349	-42,799	4,379,844	370,588

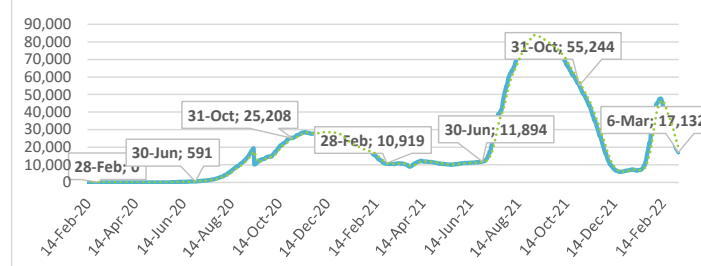
Algeria: Total Active Cases



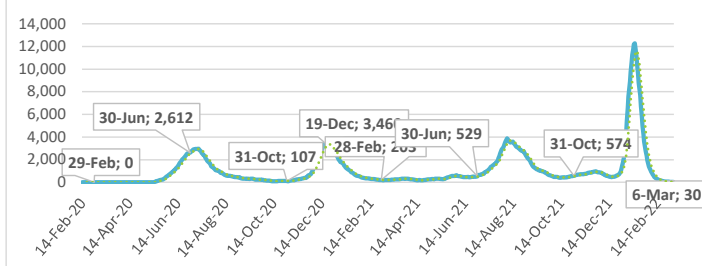
Egypt: Total Active Cases



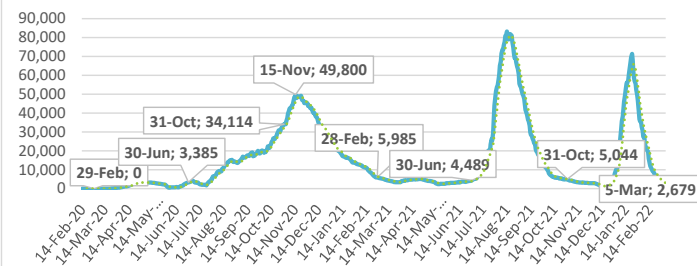
Libya: Total Active Cases



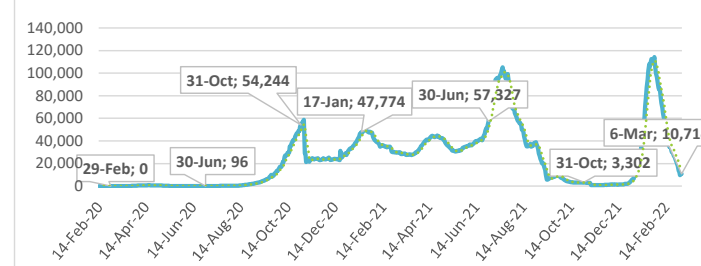
Mauritania: Total Active Cases



Morocco: Total Active Cases



Tunisia: Total Active Cases



.....: 7-day moving average

Southern Africa

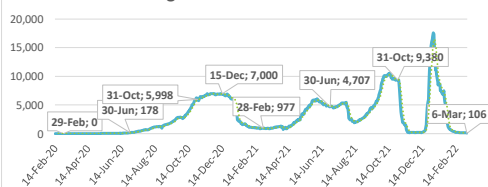
Highlights of the Covid-19 Situation in Southern Africa for the Week Ending March 6, 2022

- **As of Sunday, March 6, 2022, the number of total cases in the Southern Africa region reached 5,272,173.** Total number of Covid-19 tests conducted and tests per 1 million people, in the region, stand at 36,718,078 and 172,236 respectively. The region reported 17,986 new cases in the week, which is a 21.0% decline compared to the preceding week. The total number of deaths reported reached 126,567, of which 351 were new deaths during the week. The total number of recovered cases reached 5,087,600, of which 0.5% were newly recovered cases during the week. The total number of active cases stands at 58,006, indicating a decline of 9,319 cases in the week. The weekly decline in the number of active cases in the region is mainly attributable to South Africa.
- **South Africa accounted for 69.9% of the total cases reported in the region since the start of the pandemic and 61.5% of the new cases in the region during the week.** The lowest number of total cases in the region, since the start of the pandemic, was recorded in São Tomé & Príncipe at 5,934 of which 98.8% are reported to have recovered.
- **The average case fatality rate (CFR) based on cumulative total cases and deaths as of March 6, 2022, for the region, stands at 2.4%. The highest CFR in the region was reported in Malawi at 3.1% and the lowest in Mozambique and Botswana at 1.0%.**

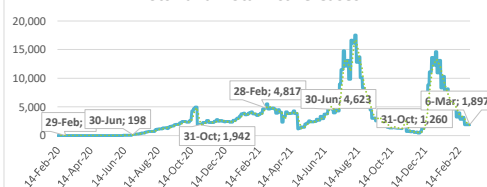
Summary of COVID-19 tracking in Southern Africa: Situation for the week ending 6 March 2022

	Date of first case	Cases				Deaths				Recovered				Active				Test	
		Total cases	New cases for the week of	New cases for the week of	Weekly change	Total deaths	New deaths for the week of	New deaths for the week of	Weekly change from Previous week	Total Recovered	New recovered for the week of	New recovered for the week of	Weekly change from Previous week	Active cases	New active for the week of	New active for the week of	Weekly change from Previous week	Total tests	Tests Per million People
		6 Mar.	27 Feb.	27 Feb.		6 Mar.	27 Feb.	27 Feb.		6 Mar.	27 Feb.	27 Feb.		6 Mar.	27 Feb.	27 Feb.			
Southern Africa	5-Mar-20	5,272,173	17,986	22,764	-4,778	126,567	351	625	-274	5,087,600	26,954	28,656	-1,702	58,006	-9,319	19,057	-28,376	36,718,078	172,236
Angola	27-Mar-20	98,806	105	63	-42	1,900	1	0	-1	96,800	178	53	125	106	-74	-10,382	-10,308	1,439,861	43,810
Botswana	16-Mar-20	263,950	0	2,037	-2,037	2,619	0	11	-11	259,434	0	2,996	-2,996	1,897	0	1,521	-1,521	2,165,678	920,928
Eswatini	14-Mar-20	69,298	168	152	-16	1,391	1	2	-1	67,811	168	223	-55	96	-1	-48	-47	482,098	415,543
Lesotho	13-May-20	32,707	95	178	-83	697	1	0	-1	23,437	94	227	-133	8,573	0	-256	-256	403,174	188,201
Madagascar	20-Mar-20	63,791	132	226	-94	1,373	7	16	-9	59,002	325	815	-490	3,416	-200	2,885	-3,085	401,851	14,512
Malawi	2-Apr-20	85,429	101	109	-8	2,619	4	9	-5	76,199	621	893	-272	6,611	-524	5,329	-5,853	550,454	28,774
Mauritius	18-Mar-20	32,431	1,573	982	-591	786	0	0	0	28,637	1,629	1,202	-427	3,008	-56	-422	-478	359,627	282,777
Mozambique	27-Mar-20	225,140	102	135	-33	2,196	4	3	-1	219,897	576	410	-166	3,047	-478	2,814	-3,292	1,277,445	40,871
Namibia	14-Mar-20	157,338	128	200	-72	4,013	6	5	-1	153,063	369	222	-147	262	-247	-374	-127	961,681	378,480
São Tomé & Príncipe	6-Apr-20	5,934	0	8	-8	72	0	1	-1	5,860	8	7	-1	2	-8	-499	-491	37,037	168,996
South Africa	3-Mar-20	3,684,319	11,062	14,710	-3,648	99,543	314	562	-248	3,560,217	18,487	18,998	-511	24,559	-7,739	14,160	-21,899	23,245,373	391,939
Zambia	18-Mar-20	313,821	1,114	1,513	-399	3,259	7	9	-2	308,499	1,653	1,652	-1	1,363	-546	1,861	-2,407	3,289,640	178,941
Zimbabwe	25-Mar-20	239,209	3,406	2,451	-955	5,399	6	7	-1	228,744	2,846	958	1,888	5,066	554	1,624	-1,070	2,104,159	141,571

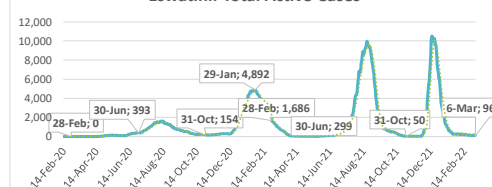
Angola: Total Active Cases



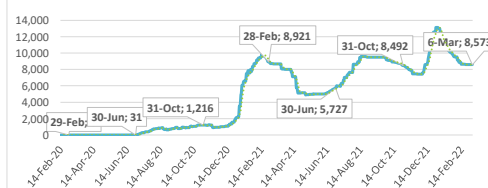
Botswana: Total Active Cases



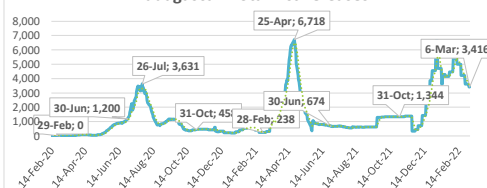
Eswatini: Total Active Cases



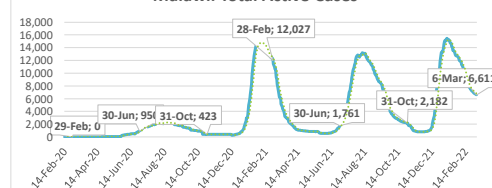
Lesotho: Total Active Cases



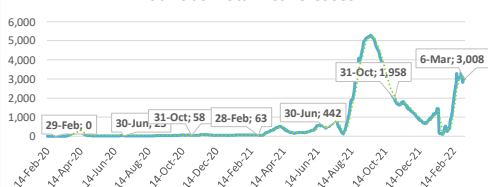
Madagascar: Total Active Cases



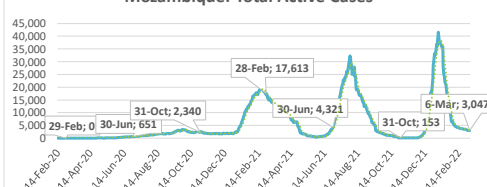
Malawi: Total Active Cases



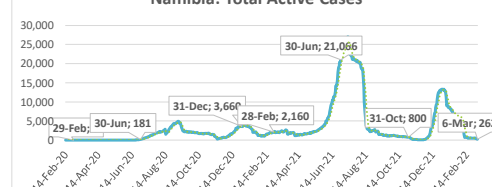
Mauritius: Total Active Cases



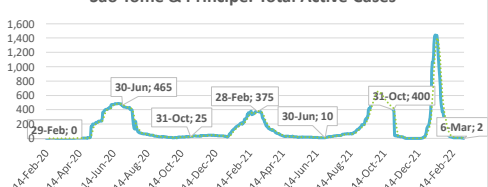
Mozambique: Total Active Cases



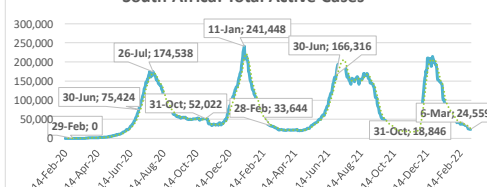
Namibia: Total Active Cases



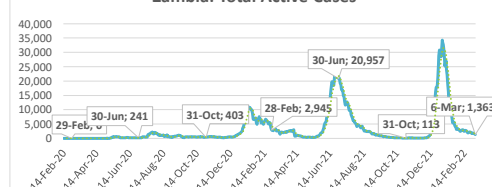
São Tomé & Príncipe: Total Active Cases



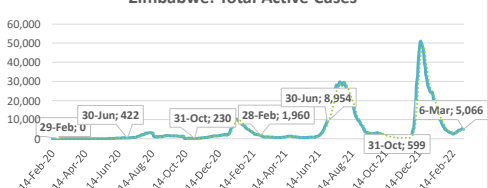
South Africa: Total Active Cases



Zambia: Total Active Cases



Zimbabwe: Total Active Cases



.....: 7-day moving average

West Africa

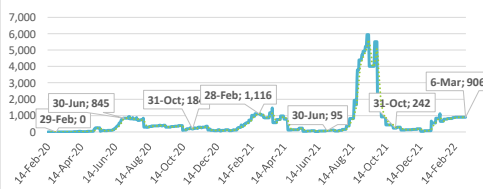
Highlights of the Covid-19 Situation in West Africa for the Week Ending March 6, 2022

- **As of Sunday, March 6, 2022, the number of total cases in the West Africa region reached 832,614.** Total number of Covid-19 tests conducted and tests per 1 million people, in the region, stand at 13,578,938 and 34,186 respectively. The region reported 1,352 new cases during the week, which is 3.6% lower compared to the new cases reported in the preceding week. The total number of deaths reported reached 10,974, of which 11 were new deaths during the week. The number of total recovered cases reached 811,740, of which 0.2% were newly recovered cases during the week. The total number of active cases stands at 9,900, indicating a decline of 614 cases in the week. The weekly decline in the number of active cases in the region is mainly attributable to Côte d'Ivoire.
- **Nigeria accounted for 30.6% of the total cases reported in the region since the start of the pandemic, while Ghana accounted for 66.9% of the new cases in the region during the week.** The lowest number of total cases in the region, since the start of the pandemic, was recorded in Liberia at 7,384 of which 77.8% are reported to have recovered.
- **The average case fatality rate (CFR) based on cumulative total cases and deaths as of March 6, 2022, for the region, stands at 1.3%. The highest CFR in the region was reported in Liberia at 4.0% and the lowest in Benin at 0.6%.**

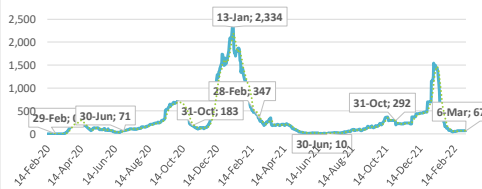
Summary of COVID-19 tracking in West Africa: Situation for the week ending 6 March 2022

	Date of first case	Cases				Deaths				Recovered				Active				Test	
		Total cases	New cases for the week of	New cases for the week of	Weekly change	Total deaths	New deaths for the week of	New deaths for the week of	Weekly change from Previous week	Total Recovered	New recovered for the week of	New recovered for the week of	Weekly change from Previous week	Active cases	New active for the week of	New active for the week of	Weekly change from Previous week	Total tests	Tests Per million People
		6 Mar.	27 Feb.	6 Mar.	27 Feb.	6 Mar.	27 Feb.	6 Mar.	27 Feb.	6 Mar.	27 Feb.	6 Mar.	27 Feb.	6 Mar.	27 Feb.	6 Mar.	27 Feb.	6 Mar.	27 Feb.
West Africa	28-Feb-20	832,614	1,352	1,402	-50	10,974	11	18	-7	811,740	1,955	20,745	-18,790	9,900	-614	11,235	-11,849	13,578,938	34,186
Benin	16-Mar-20	26,575	8	0	8	163	0	0	0	25,506	0	0	0	906	8	470	-462	604,310	49,847
Burkina Faso	9-Mar-20	20,751	0	0	0	375	0	0	0	20,309	0	0	0	67	0	-300	300	324,311	15,515
Cabo Verde	20-Mar-20	55,895	13	22	-9	401	0	1	-1	55,430	21	16	5	64	-8	-345	337	464,384	835,243
Côte d'Ivoire	11-Mar-20	81,556	89	100	-11	795	3	1	-2	80,383	567	553	14	378	-481	404	-885	1,431,243	54,258
Gambia, The	18-Mar-20	11,948	24	0	24	365	0	0	0	11,568	107	0	107	15	-83	91	-174	144,671	59,864
Ghana	12-Mar-20	160,028	904	690	-214	1,442	0	4	-4	157,999	866	508	-358	587	38	-2,157	2,195	2,321,483	74,711
Guinea	13-Mar-20	36,397	4	39	-35	440	0	2	-2	32,939	0	255	-255	3,018	4	2,278	-2,274	626,043	47,670
Guinea-Bissau	27-Mar-20	8,033	32	94	-62	167	0	1	-1	7,018	40	43	-3	848	-8	213	-221	125,020	63,526
Liberia	16-Mar-20	7,384	24	0	24	294	4	0	4	5,747	0	0	0	1,343	20	1,264	-1,244	139,824	27,646
Mali	25-Mar-20	30,398	20	38	-18	725	3	2	-1	29,546	76	927	-851	127	-59	493	-552	627,334	30,978
Niger	20-Mar-20	8,766	15	13	2	307	0	4	-4	8,449	17	26	-9	10	-2	-79	77	230,822	9,535
Nigeria	28-Feb-20	254,640	115	232	-117	3,142	0	0	0	249,163	150	18,258	-18,108	2,335	-35	11,078	-11,113	4,442,964	21,553
Senegal	27-Mar-20	85,757	81	112	-31	1,961	1	2	-1	83,719	97	144	-47	77	-17	103	-120	1,019,319	60,877
Sierra Leone	31-Mar-20	7,665	0	2	-2	125	0	0	0	7,540	0	2	-2	0	0	-1,882	1,882	381,468	47,821
Togo	6-Mar-20	36,821	23	60	-37	272	0	1	-1	36,424	14	13	1	125	9	-396	405	695,742	84,040

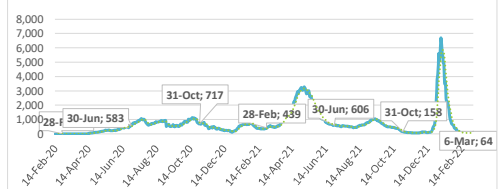
Benin: Total Active Cases



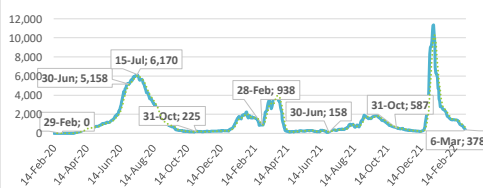
Burkina Faso: Total Active Cases



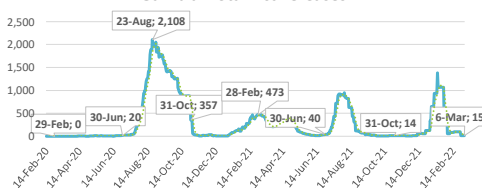
Cabo Verde: Total Active Cases



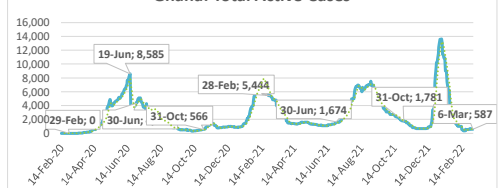
Côte d'Ivoire: Total Active Cases



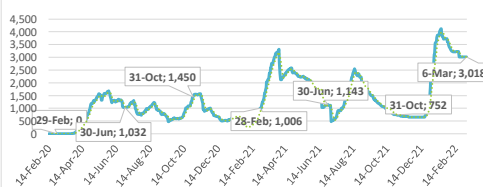
Gambia: Total Active Cases



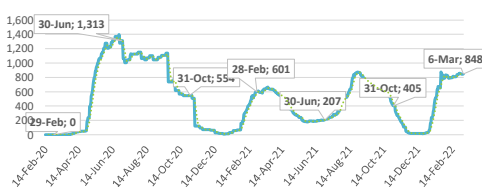
Ghana: Total Active Cases



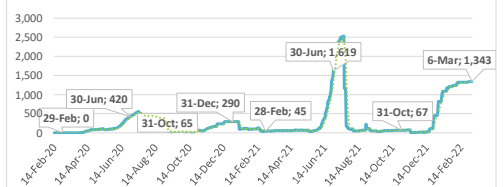
Guinea: Total Active Cases



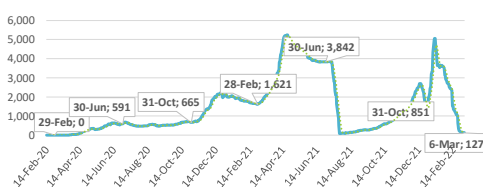
Guinea-Bissau: Total Active Cases



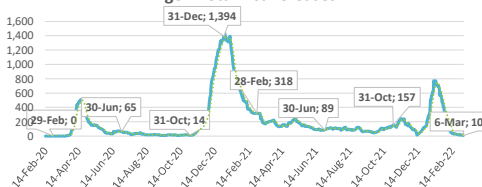
Liberia: Total Active Cases



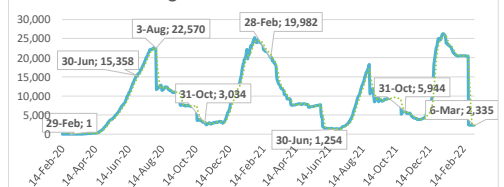
Mali: Total Active Cases



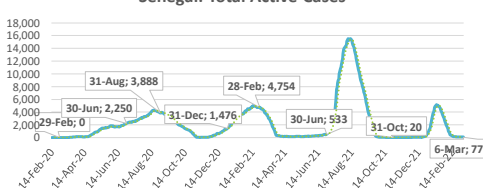
Niger: Total Active Cases



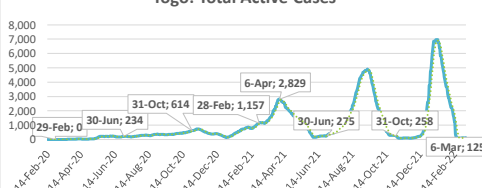
Nigeria: Total Active Cases



Senegal: Total Active Cases



Togo: Total Active Cases



.....: 7-day moving average