



AFRICAN DEVELOPMENT BANK GROUP

Weekly Data Flash on Covid-19 in Africa¹:

The situation as of Sunday, March 13, 2022

Statistics Department (ECST)

¹ This briefing note has been prepared by Roza Mamuye Bora, Senior Statistician; Anouar Chaouch, Statistician; Soumaila Karambiri, Statistical Assistant; Regis Hauhouot Stephane, Statistical Assistant and Desire Lakpa Guy, Statistical Assistant; and Robert Maate, Chief Statistician under the supervision of Louis Kouakou, Division Manager ECST.1

Contents

	Page
Highlights of the Covid-19 Situation in Africa as of March 13, 2022	1
Data Annexes: Africa	4
Highlights of the Covid-19 Situation in Central Africa as of March 13, 2022	6
Data Annexes: Central Africa	8
Highlights of the Covid-19 Situation in East Africa as of March 13, 2022	9
Data Annexes: East Africa	11
Highlights of the Covid-19 Situation in North Africa as of March 13, 2022	12
Data Annexes: North Africa	14
Highlights of the Covid-19 Situation in Southern Africa as of March 13, 2022	15
Data Annexes: Southern Africa	17
Highlights of the Covid-19 Situation in West Africa as of March 13, 2022	18
Data Annexes: West Africa	20

Highlights of the Covid-19 Situation in Africa for the Week Ending March 13, 2022

Vaccinations: Status Update

- **In the week ending March 13, 2022, over 110.1 million new Covid-19 vaccinations were administered globally, leading to an accumulated total nearly 11.0 billion since the start of the program.** In terms of the geographical distribution, China accounts for 29.0% of the total number of Covid-19 vaccinations administered to date, followed by India and USA at 16.4% and 5.1% respectively.
- **The number of African countries with updated data on Covid-19 vaccinations stands at 51.** As of March 13, 2022, a total of 418,732,239¹ vaccinations had been administered in Africa, which represents 3.8% of total global vaccinations. Egypt accounts for 17.0% of the vaccinations carried out in Africa to date, followed by Morocco (12.9%) and South Africa (7.8%). As of March 13, 2022, 14.3% of Africa's population had completed² vaccination and 19.3% received at least one dose of vaccine.

Covid-19 Testing in Africa

- **As of Sunday, March 13, 2022, nearly 101 million tests for Covid-19 had been administered in Africa.** Nine countries collectively account for 65.2% of the tests conducted in Africa as of March 13, 2022, namely, South Africa (23.2%), Morocco (11.1%), Egypt (5.9%), Rwanda (4.9%), Ethiopia (4.5%), Nigeria (4.5%), Tunisia (4.4%), Kenya (3.4%) and Zambia (3.3%).
- **The average number of tests per 1 million people in Africa as of March 13, 2022, stands at 75,436.** Botswana continues to lead on this indicator with 939,191 tests per 1 million people, followed by Cabo Verde (838,872), Gabon (711,194), Eswatini (419,160) and South Africa (394,718).

Confirmed, New and Active Global Covid-19 Cases

- **Globally, the total number of confirmed Covid-19 cases since the start of the pandemic reached 457,948,448, of which 85.5% have recovered.** The majority cases (36.0%) occurred in Europe, followed by Asia (27.6%), North America (20.9%), South America (12.0%) and Africa (2.5%).
- A new variant of Covid-19, designated by WHO as B.1.1.529 (omicron), was identified in the last week of November 2021.

¹ The total vaccination figures indicate the total number of vaccines administered including both vaccinations completed and at least one dose.

² Completed vaccination refers to population that has taken the minimum required doses of vaccination depending on the type of vaccine.

- **The number of new cases reported globally in the review week amounted to 11,715,580,** indicating a 6.6% increase compared to the new cases recorded in the preceding week.
- **The number of global deaths due to Covid-19 reached 6,044,144, of which 45,290 were recorded in the week ending March 13, 2022.** This was 9.9% lower than the number of deaths recorded in the previous week. The number of global active cases declined by 178,912 cases in the week under review making a total of 60,578,293 as of March 13, 2022.
- **Africa makes 2.5% of the total global cases, 4.2% of deaths, 2.7% of recovered cases and 0.9% of active cases as of March 13, 2022, as detailed below.**

Confirmed, New and Active Covid-19 Cases in Africa

- **As of March 13, 2022, the total number of confirmed cases in Africa reached 11,283,889³,** 65.1% of which were in six countries, namely South Africa (32.7%), Morocco (10.3%), Tunisia (9.1%), Libya (4.4%), Egypt (4.4%) and Ethiopia (4.2%). The five countries with the lowest total number of reported cases were São Tomé & Príncipe, Chad, Liberia, Sierra Leone and Comoros with cases ranging between 5,935 in São Tomé & Príncipe and 8,063 in Comoros. These five countries collectively account for 0.3% of the confirmed cases in Africa. Considering population size, Seychelles, Botswana, Cabo Verde, Tunisia and Libya are the five countries with the highest number of confirmed cases per million people with rates ranging from 398,529 in Seychelles to 71,129 in Libya.
- **In the week under review, a total of 31,147 new cases were reported in Africa,** which is 28.3% lower than the new cases recorded the previous week. These new cases in Africa account for 0.3% of the weekly new cases recorded globally. The Southern Africa region accounted for 54.1% of the weekly new cases in Africa, followed by North Africa (37.7%), West Africa (4.0%), East Africa (3.5%) and Central Africa (0.7%).
- **The total number of active cases in Africa declined by 36,838 cases to a total of 515,619 in the week under review.** Currently, five countries collectively account for 60.0% of the active cases in Africa, namely Rwanda (16.0%), Algeria (15.6%), Uganda (11.6%), Egypt (9.0%) and Ethiopia (7.8%).
- **From a regional perspective, all regions except Central Africa recorded declines in active cases during the week.**

Deaths and the Case Fatality Rates in Africa

- **As of March 13, 2022, a total of 250,875 deaths had been reported in Africa since the start of the pandemic,** of which 50.6% were in Southern Africa, 32.9% in North Africa, 10.4% in East Africa, 4.4% in West Africa and 1.8% in Central Africa. The five countries with the highest number of reported deaths due to Covid-19 since the start of the pandemic are South Africa, Tunisia, Egypt, Morocco and Ethiopia, ranging between 99,725 in South Africa and 7,486 in

³ Cameroon, Central African Republic, Botswana, Benin and Burkina Faso have not released new data for this week.

Ethiopia. A total of 533 new deaths were reported in Africa in the week under review, which is a decline of 38.0% compared to the preceding week.

- **The case fatality rate (CFR), i.e. deaths per confirmed cases for Africa, stands at 2.2%, which is higher than the global CFR rate of 1.3%.** Regionally, West Africa has the lowest CFR at 1.3%, followed by Central Africa at 1.4%, East Africa at 1.9%, Southern Africa and North Africa at 2.4%. As of March 13, 2022, sixteen African countries recorded CFRs higher than the African average with the highest in Sudan at 7.9%, followed by Somalia (5.1%), Egypt (4.9%), Liberia (4.0%), Niger (3.5%), The Gambia (3.1%), Malawi (3.1%), Mauritius (2.8%), Tunisia (2.7%), South Africa (2.7%), Chad (2.6%), Algeria (2.6%), Namibia (2.5%), Mali (2.4%), Tanzania (2.4%) and Senegal (2.3%).

Recovery Rates in Africa

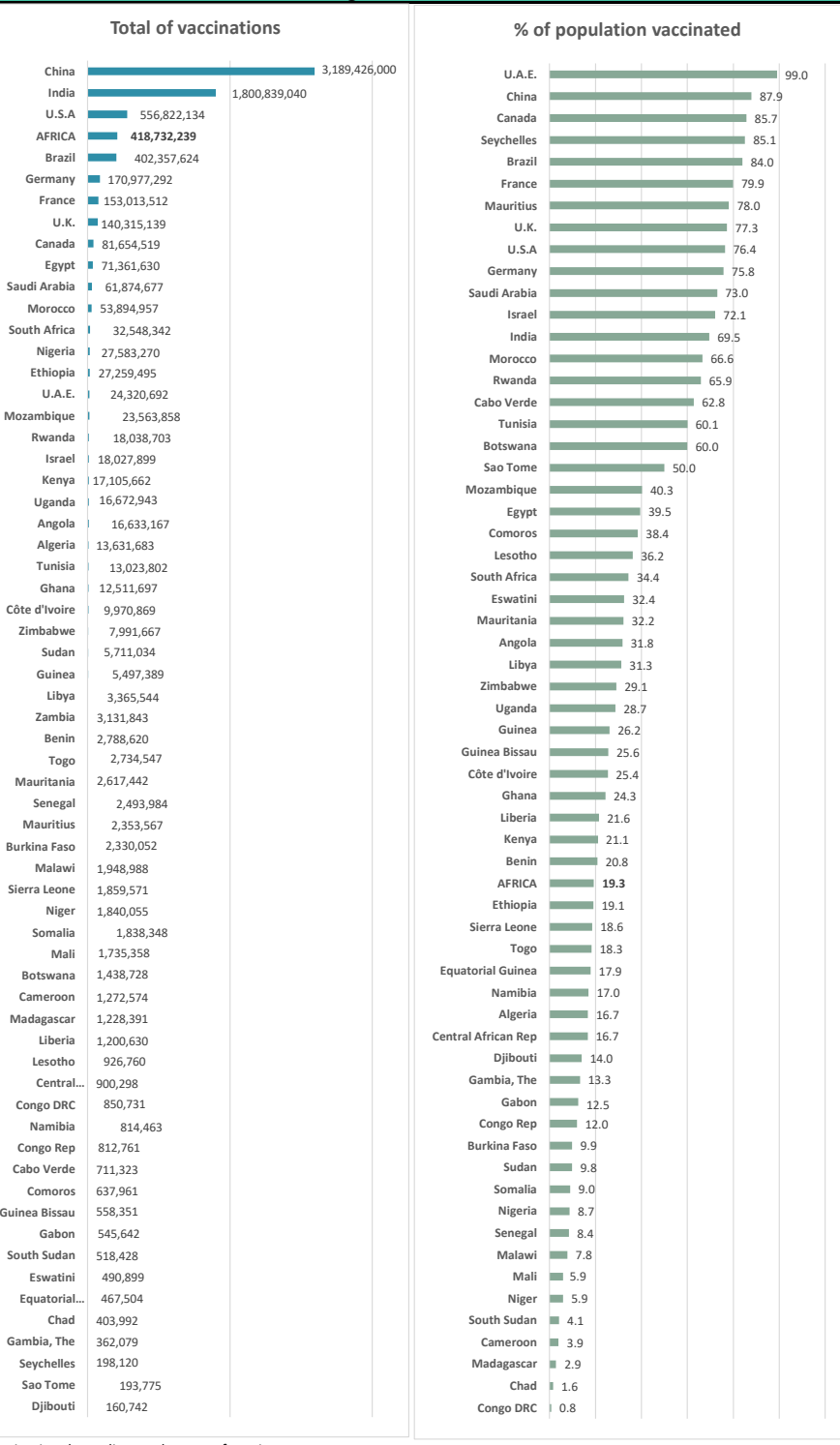
- **As of March 13, 2022, the number of recovered cases in Africa reached 10,445,007, representing 92.6% of its total confirmed cases⁴.** Regionally, the recovery rates stand at 97.6% for West Africa, 96.7% for Southern Africa, 93.2% for North Africa, 83.6% for Central Africa and 73.7% for East Africa. In the week under review, a total of 67,294 newly recovered cases were reported in Africa.

⁴ Burundi has not been publishing new data on recovered cases and deaths since 6 January 21. Tanzania is not currently reporting on recovered cases. Additionally, Liberia, Benin, Rwanda, Sudan, Somalia, Cameroon, CAR, Chad and DRC have not reported recovered cases at least in the review week.

Status of Vaccinations Administered in Africa and Selected Global Countries for the Week Ending 13 March 2022

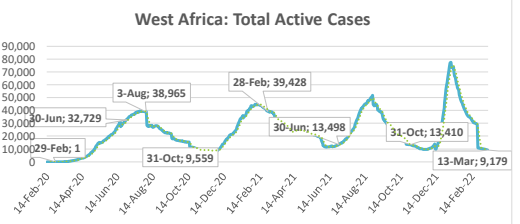
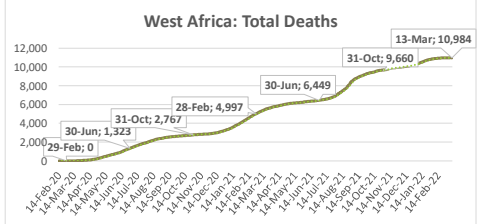
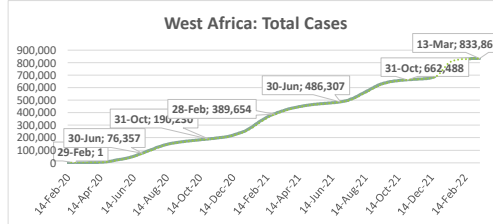
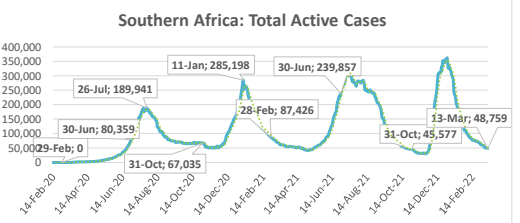
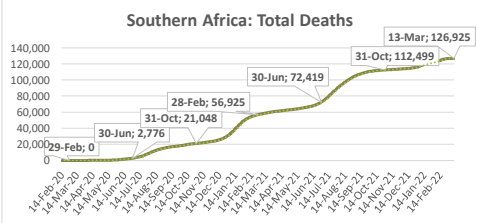
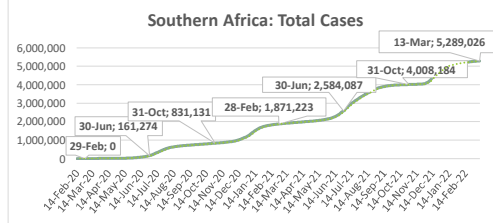
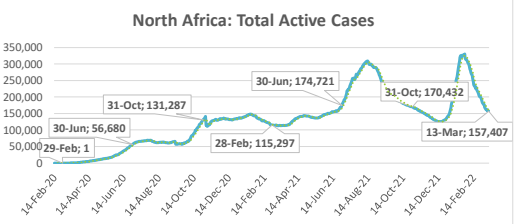
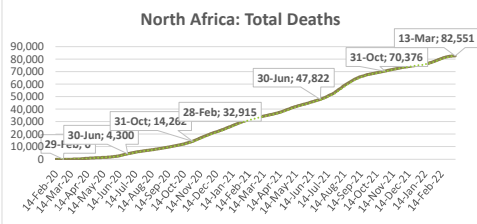
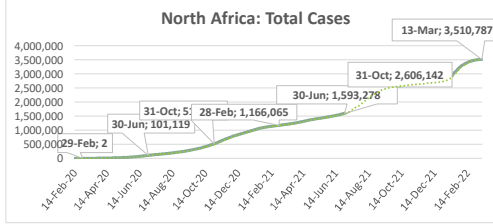
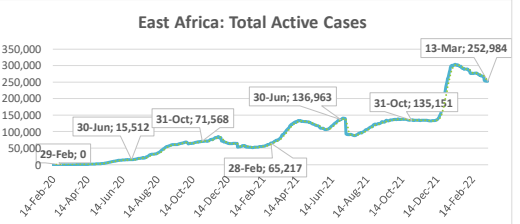
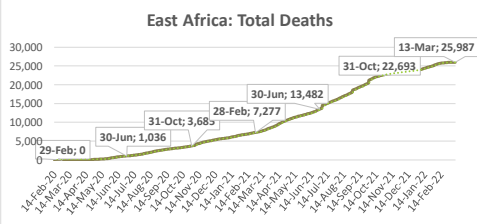
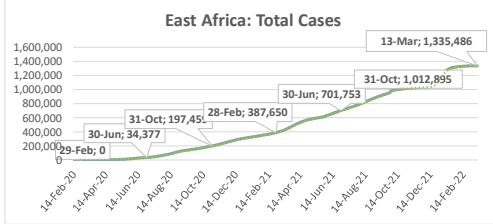
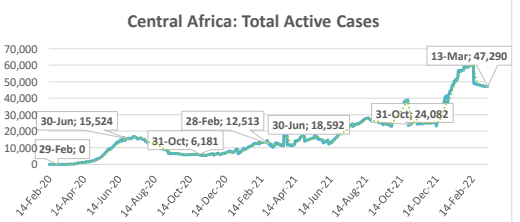
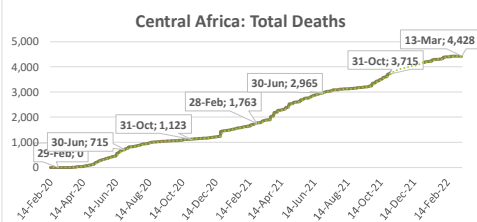
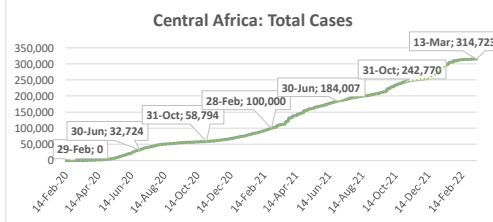
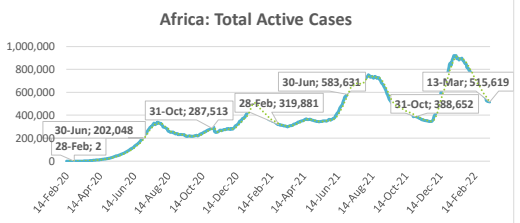
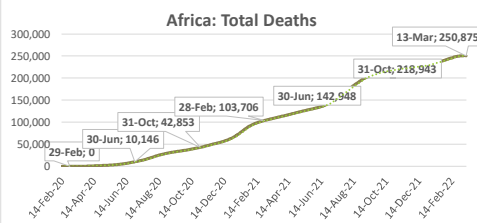
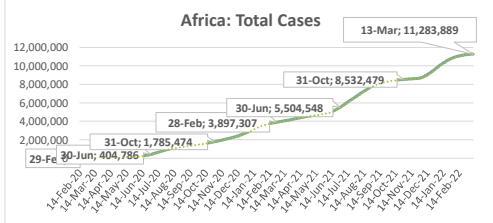
	Vaccinations					
	Total	% of population	% of population	New	New	Weekly
	vaccinations	vaccinated (at least one dose)	vaccinated completed (2 doses)*	vaccinations for the week of 13 Mar.	vaccinations for the week of 6 Mar.	
World	10,997,069,936	46.6	41.2	110,143,266	177,619,869	-67,476,603
AFRICA	418,732,239	19.3	14.3	11,517,646	12,965,541	-1,447,895
Algeria	13,631,683	16.7	13.6	0	170,482	-170,482
Angola	16,633,167	31.8	16.5	373,561	357,541	16,020
Benin	2,788,620	20.8	16.2	0	397,224	-397,224
Botswana	1,438,728	60.0	51.2	16,205	32,920	-16,715
Burkina Faso	2,330,052	9.9	5.4	9,596	10,914	-1,318
Cabo Verde	711,323	62.8	53.4	6,480	12,117	-5,637
Cameroon	1,272,574	3.9	3.0	5,049	243,192	-238,143
Central African Rep	900,298	16.7	15.9	44,563	0	44,563
Chad	403,992	1.6	0.8	0	0	0
Comoros	637,961	38.4	33.4	0	0	0
Congo DRC	850,731	0.8	0.5	54,921	99,865	-44,944
Congo Rep	812,761	12.0	11.2	0	0	0
Côte d'Ivoire	9,970,869	25.4	14.8	411,888	0	411,888
Djibouti	160,742	14.0	10.0	2,436	2,565	-129
Egypt	71,361,630	39.5	28.9	677,085	1,299,115	-622,030
Equatorial Guinea	467,504	17.9	14.3	3,955	7,894	-3,939
Eswatini	490,899	32.4	28.7	0	4,737	-4,737
Ethiopia	27,259,495	19.1	16.2	2,808,745	3,597,485	-788,740
Gabon	545,642	12.5	10.3	0	0	0
Gambia, The	362,079	13.3	12.7	0	0	0
Ghana	12,511,697	24.3	15.1	0	468,122	-468,122
Guinea	5,497,389	26.2	13.9	532,437	194,222	338,215
Guinea Bissau	558,351	25.6	16.8	1,676	360	1,316
Kenya	17,105,662	21.1	14.4	229,226	299,323	-70,097
Lesotho	926,760	36.2	33.7	68,835	0	68,835
Liberia	1,200,630	21.6	20.9	0	0	0
Libya	3,365,544	31.3	15.9	21,974	42,725	-20,751
Madagascar	1,228,391	2.9	2.7	0	0	0
Malawi	1,948,988	7.8	4.1	10,267	18,157	-7,890
Mali	1,735,358	5.9	4.2	66,047	0	66,047
Mauritania	2,617,442	32.2	21.9	42,271	0	42,271
Mauritius	2,353,567	78.0	74.4	0	0	0
Morocco	53,894,957	66.6	62.4	159,369	296,462	-137,093
Mozambique	23,563,858	40.3	35.7	3,775,099	0	3,775,099
Namibia	814,463	17.0	14.5	0	11,699	-11,699
Niger	1,840,055	5.9	4.2	0	35,295	-35,295
Nigeria	27,583,270	8.7	4.0	1,066,744	1,136,038	-69,294
Rwanda	18,038,703	65.9	58.3	0	1,482,871	-1,482,871
Sao Tome	193,775	50.0	34.9	11,537	0	11,537
Senegal	2,493,984	8.4	6.0	20,422	31,870	-11,448
Seychelles	198,120	85.1	80.8	1,161	734	427
Sierra Leone	1,859,571	18.6	11.9	45,879	1,867	44,012
Somalia	1,838,348	9.0	5.7	43,901	134,644	-90,743
South Africa	32,548,342	34.4	29.2	521,196	588,018	-66,822
South Sudan	518,428	4.1	3.7	86,889	0	86,889
Sudan	5,711,034	9.8	4.4	0	0	0
Togo	2,734,547	18.3	13.5	219,206	0	219,206
Tunisia	13,023,802	60.1	53.1	13,749	23,049	-9,300
Uganda	16,672,943	28.7	5.7	0	1,699,650	-1,699,650
Zambia	3,131,843	...	10.8	104,231	204,162	-99,931
Zimbabwe	7,991,667	29.1	22.7	61,046	60,222	824
Americas						
Brazil	402,357,624	84.0	73.7	6,892,798	3,679,804	3,212,994
Canada	81,654,519	85.7	81.5	232,720	278,061	-45,341
U.S.A	556,822,134	76.4	65.1	1,665,255	3,256,446	-1,591,191
Asia						
China	3,189,426,000	87.9	85.5	32,527,000	37,235,000	-4,708,000
India	1,800,839,040	69.5	58.2	12,641,034	13,919,248	-1,278,214
Europe						
France	153,013,512	79.9	77.6	0	10,185,671	-10,185,671
Germany	170,977,292	75.8	75.0	550,683	648,888	-98,205
Israel	18,027,899	72.1	65.9	9,125	10,211	-1,086
U.K.	140,315,139	77.3	72.1	287,692	329,096	-41,404
Middle East						
Saudi Arabia	61,874,677	73.0	67.8	439,976	594,091	-154,115
U.A.E.	24,320,692	99.0	95.5	73,413	116,779	-43,366

*: % of population vaccinated completed: Indicates the population that has taken the minimum required doses to complete vaccination depending on the type of vaccine



Summary of COVID-19 tracking in Africa: Situation for the week ending 13 March 2022

	Date of first case	Cases				Deaths				Recovered				Active				Test	
		Total cases	New cases for the week of	New cases for the week of	Weekly change from Previous week	Total deaths	New deaths for the week of	New deaths for the week of	Weekly change from Previous week	Total Recovered	New recovered for the week of	New recovered for the week of	Weekly change from Previous week	Active cases	New active for the week of	New active for the week of	Weekly change from Previous week	Total tests	Tests Per million People
			13 Mar.	6 Mar.			13 Mar.	6 Mar.			13 Mar.	6 Mar.			13 Mar.	6 Mar.			
World	31-Dec-19	457,948,448	11,715,580	10,994,700	720,880	6,044,144	45,290	50,273	-4,983	391,326,011	11,849,202	14,064,239	-2,215,037	60,578,293	-178,912	45,751,559	-45,930,471	5,953,095,283	763,727
Africa	14-Feb-20	11,283,889	31,147	43,419	-12,272	250,875	533	860	-327	10,445,007	67,294	85,150	-17,856	515,619	-36,838	170,588	-207,426	100,995,920	75,436
Central Africa	6-Mar-20	314,723	204	469	-265	4,428	0	4	-4	263,005	170	1,097	-927	47,290	34	13,048	-13,014	6,001,999	40,967
East Africa	13-Mar-20	1,335,486	1,092	1,097	-5	25,987	23	45	-22	984,127	15,872	4,137	11,735	252,984	-14,961	133,605	-148,566	19,016,703	50,645
North Africa	14-Feb-20	3,510,787	11,747	22,513	-10,766	82,551	260	440	-180	3,270,829	23,568	50,985	-27,417	157,407	-12,081	19,630	-31,711	25,156,778	121,863
Southern Africa	5-Mar-20	5,289,026	16,853	17,986	-1,133	126,925	240	360	-120	5,113,342	25,742	26,954	-1,212	48,759	-9,129	12,431	-21,560	37,029,091	173,695
West Africa	28-Feb-20	833,867	1,251	1,354	-103	10,984	10	11	-1	813,704	1,942	1,977	-35	9,179	-701	-8,126	7,425	13,791,349	34,721



..... 7-day moving average

Central Africa

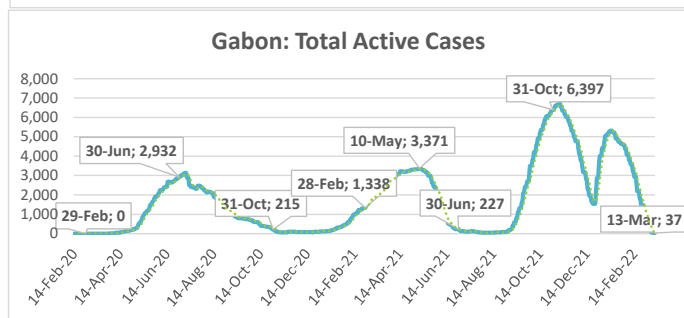
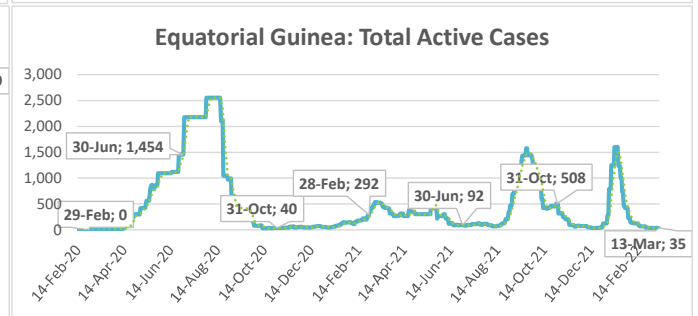
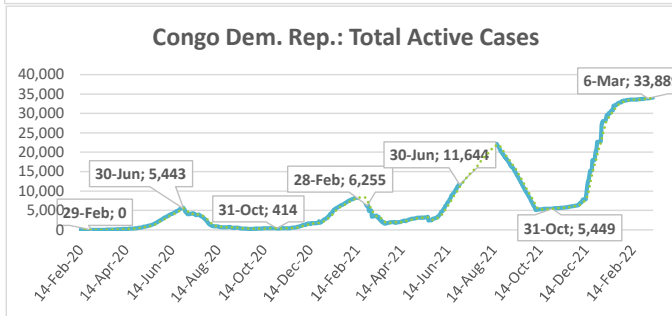
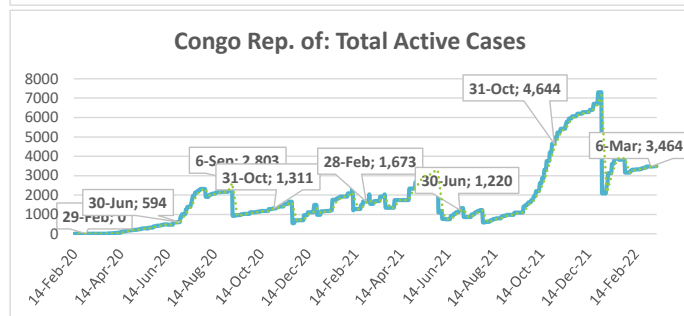
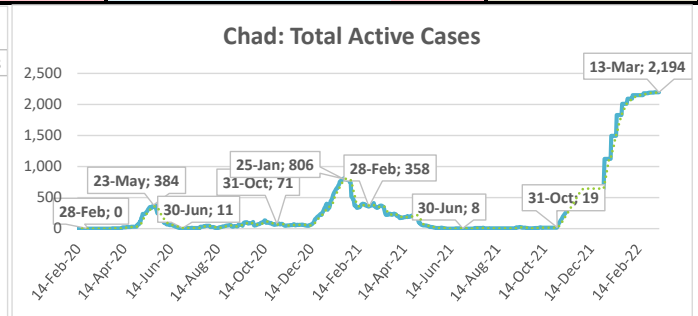
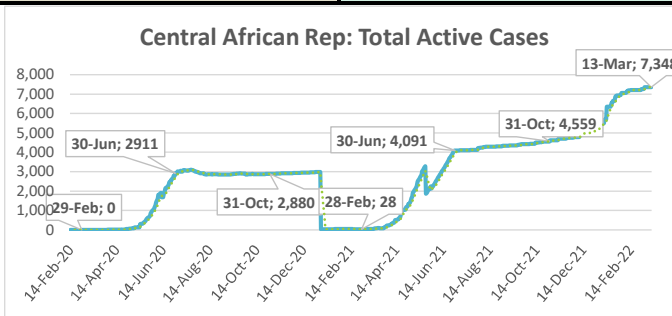
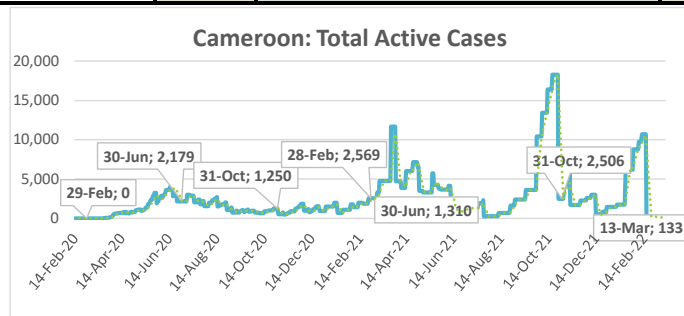
Highlights of the Covid-19 Situation in Central Africa for the Week Ending March 13, 2022

- **As of Sunday, March 13, 2022, the number of reported total cases in the Central Africa region reached 314,723.** Total number of Covid-19 tests conducted and tests per 1 million people, in the region, stand at 6,001,999 and 40,967 respectively. The region reported 204 new cases during the week, which is 56.5%¹ lower compared to the preceding week. The total number of deaths reported since the start of the pandemic reached 4,428, no new deaths were reported during the week. The number of total recovered cases reached 263,005, of which 0.1% were newly recovered cases recorded during the week. The total number of active cases stands at 47,290, indicating an increase of 34 cases during the week. The weekly increase in the number of active cases in the region is mainly attributable to the Democratic Republic of Congo (DRC).
- **Cameroon accounted for 37.9% of the total cases reported in the region since the start of the pandemic, while the Democratic Republic of Congo accounted for 78.9% of the new cases reported during the week.** The lowest number of total cases in the region, since the start of the pandemic, was recorded in Chad at 7,258 of which 67.2% are reported to have recovered.
- **The average case fatality rate (CFR) based on cumulative total cases and deaths as of March 13, 2022, for the region, stands at 1.4%. The highest CFR in the region was reported in Chad at 2.6% and the lowest in Gabon at 0.6%.**

¹ The change is partly explained by Cameroon and the Central African Republic not releasing new data for this week.

Summary of COVID-19 tracking in Central Africa: Situation for the week ending 13 March 2022

	Date of first case	Cases				Deaths				Recovered				Active				Test	
		Total cases	New cases for the week of	New cases for the week of	Weekly change	Total deaths	New deaths for the week of	New deaths for the week of	Weekly change from Previous week	Total Recovered	New recovered for the week of	New recovered for the week of	Weekly change from Previous week	Active cases	New active for the week of	New active for the week of	Weekly change from Previous week	Total tests	Tests Per million People
			13 Mar.	6 Mar.			13 Mar.	6 Mar.			13 Mar.	6 Mar.			13 Mar.	6 Mar.			
Central Africa	6-Mar-20	314,723	204	469	-265	4,428	0	4	-4	263,005	170	1,097	-927	47,290	34	13,048	-13,014	6,001,999	40,967
Cameroon	6-Mar-20	119,322	0	82	-82	1,926	0	3	-3	117,263	0	174	-174	133	0	-16,191	16,191	2,507,964	94,477
Central African Rep.	15-Mar-20	14,320	0	133	-133	113	0	0	0	6,859	0	0	0	7,348	0	2,705	-2,705	85,587	17,721
Chad	19-Mar-20	7,258	3	9	-6	190	0	0	0	4,874	0	0	0	2,194	3	2,163	-2,160	202,215	12,311
Congo Rep. of	15-Mar-20	24,049	29	53	-24	378	0	0	0	20,178	0	0	0	3,493	29	540	-511	366,866	66,484
Congo Dem. Rep.	10-Mar-20	86,315	161	155	6	1,335	0	0	0	50,930	0	0	0	34,050	161	28,484	-28,323	962,825	10,750
Equatorial Guinea	14-Mar-20	15,895	6	12	-6	183	0	1	-1	15,677	12	12	0	35	-6	-379	373	293,613	209,277
Gabon	12-Mar-20	47,564	5	25	-20	303	0	0	0	47,224	158	911	-753	37	-153	-4,274	4,121	1,582,929	711,194



.....: 7-day moving average

East Africa

Highlights of the Covid-19 Situation in East Africa for the Week Ending March 13, 2022

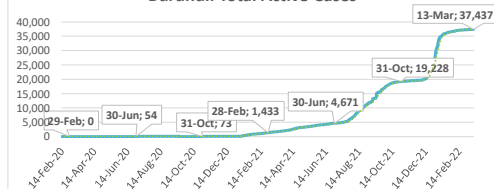
- **As of Sunday, March 13, 2022, the number of total cases in the East Africa region reached 1,335,486.** Total number of Covid-19 tests conducted and tests per 1 million people, in the region, stand at 19,016,703 and 50,645 respectively. The region reported 1,092 new cases in the week, which is a 0.5% decline compared to the preceding week. The total number of deaths reported reached 25,987, of which 23 were new deaths during the week. The number of total recovered cases reached 984,127¹, of which 1.6% were newly recovered cases during the week. The total number of active cases stands at 252,984, indicating a decline of 14,961 cases in the week. The weekly decline in the number of active cases in the region is mainly attributable to Kenya.
- **Ethiopia accounted for 35.1% of the total cases reported in the region since the start of the pandemic and 20.0% of the new cases reported in the region during the week.** The lowest number of total cases in the region, since the start of the pandemic, was recorded in Comoros at 8,063 of which 97.8% are reported to have recovered.
- **The average case fatality rate (CFR) based on cumulative total cases and deaths as of March 13, 2022, for the region, stands at 1.9%. The highest CFR in the region was reported in Sudan at 7.9% and the lowest in Seychelles at 0.4%.**

¹ Burundi has not been publishing new data on recovered cases and deaths since 6 January 21, hence is excluded from CFR comparison.

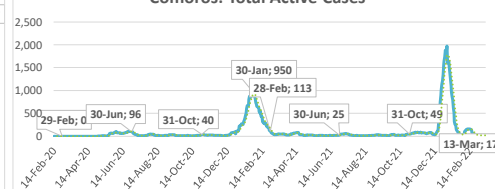
Summary of COVID-19 tracking in East Africa: Situation for the week ending 13 March 2022

	Date of first case	Cases				Deaths				Recovered				Active				Test	
		Total cases	New cases for the week of	New cases for the week of	Weekly change	Total deaths	New deaths for the week of	New deaths for the week of	Weekly change from Previous week	Total Recovered	New recovered for the week of	New recovered for the week of	Weekly change from Previous week	Active cases	New active for the week of	New active for the week of	Weekly change from Previous week	Total tests	Tests Per million People
		13 Mar.	6 Mar.	13 Mar.	6 Mar.	13 Mar.	6 Mar.	13 Mar.	6 Mar.	13 Mar.	6 Mar.	13 Mar.	6 Mar.	13 Mar.	6 Mar.	13 Mar.	6 Mar.	13 Mar.	6 Mar.
East Africa	13-Mar-20	1,335,486	1,092	1,097	-5	25,987	23	45	-22	984,127	15,872	4,137	11,735	252,984	-14,961	133,605	-148,566	19,016,703	50,645
Burundi	31-Mar-20	38,248	98	64	34	38	0	0	0	773	0	0	0	37,437	98	18,426	-18,328	1,428,892	120,168
Comoros	2-May-20	8,063	15	15	0	160	0	0	0	7,886	19	12	7	17	-4	-5	1	6,227	7,161
Djibouti	18-Mar-20	15,565	15	3	12	189	0	0	0	15,362	3	7	-4	14	12	-150	162	289,923	293,444
Eritrea	21-Mar-20	9,721	6	15	-9	103	0	0	0	9,616	12	11	1	2	-6	-48	42	23,693	6,681
Ethiopia	13-Mar-20	469,184	218	292	-74	7,486	10	16	-6	421,472	1,158	3,610	-2,452	40,226	-950	20,442	-21,392	4,567,310	39,728
Kenya	13-Mar-20	323,183	108	145	-37	5,645	4	2	-2	317,491	14,139	104	14,035	47	-14,035	12,487	-26,522	3,440,216	63,979
Rwanda	14-Mar-20	129,601	45	67	-22	1,458	0	1	-1	45,522	0	0	0	82,621	45	30,184	-30,139	4,972,597	383,919
Seychelles	15-Mar-20	39,605	178	176	2	163	0	3	-3	39,212	265	298	-33	230	-87	158	-245	21,504	218,654
Somalia	16-Mar-20	26,400	49	38	11	1,348	0	0	0	13,182	0	0	0	11,870	49	1,251	-1,202	400,466	25,197
South Sudan	5-Apr-20	17,061	62	44	18	138	1	0	-1	13,503	232	21	211	3,420	-171	3,240	-3,411	348,760	31,157
Sudan	13-Mar-20	61,655	56	150	-94	4,865	2	21	-19	17,328	0	13,571	-13,571	562,941	12,838
Tanzania	16-Mar-20	33,726	106	0	106	800	2	0	-2	455,776	7,630
Uganda	21-Mar-20	163,474	136	88	48	3,594	4	2	2	100,108	44	74	-30	59,772	88	34,049	-33,961	2,498,398	54,621

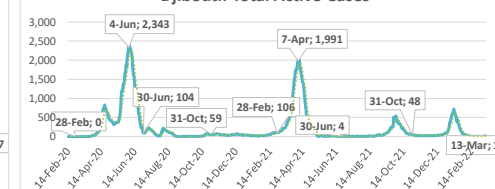
Burundi: Total Active Cases



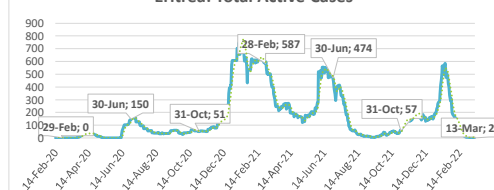
Comoros: Total Active Cases



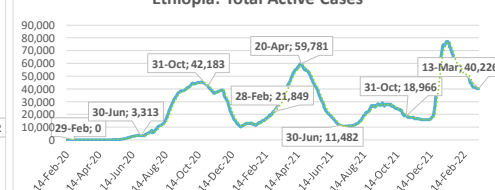
Djibouti: Total Active Cases



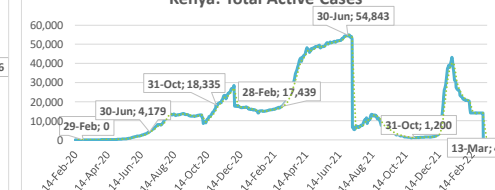
Eritrea: Total Active Cases



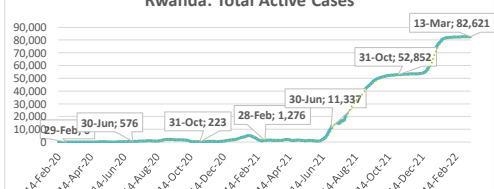
Ethiopia: Total Active Cases



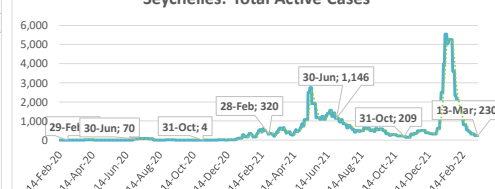
Kenya: Total Active Cases



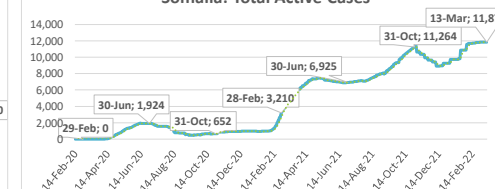
Rwanda: Total Active Cases



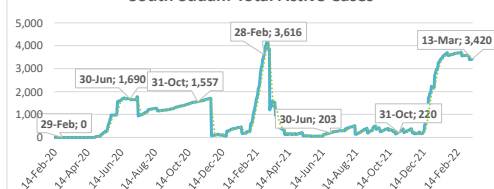
Seychelles: Total Active Cases



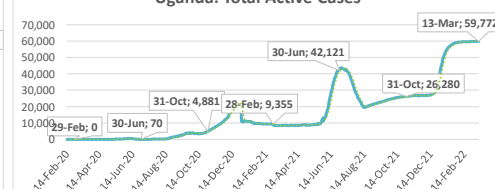
Somalia: Total Active Cases



South Sudan: Total Active Cases



Uganda: Total Active Cases



.....: 7-day moving average

North Africa

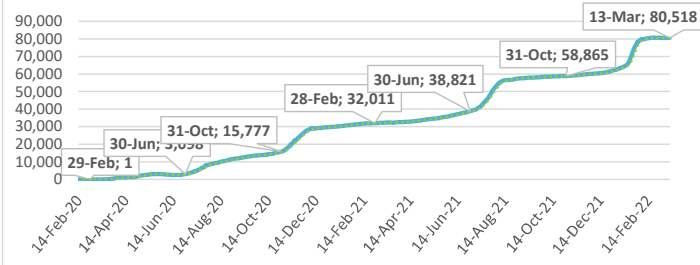
Highlights of the Covid-19 Situation in North Africa for the Week Ending March 13, 2022

- **As of Sunday, March 13, 2022, the number of total cases in the North Africa region reached 3,510,787.** Total number of Covid-19 tests conducted and tests per 1 million people, in the region, stand at 25,156,778 and 121,863 respectively. The region reported 11,747 new cases in the week, which is a 47.8% decline compared to the preceding week. The total number of deaths reported reached 82,551, of which 260 were new deaths during the week. The number of total recovered cases reached 3,270,829, of which 0.7% were newly recovered cases during the week. The total number of active cases stands at 157,407, indicating a decline of 12,081 cases during the week. The weekly decline in the number of active cases in the region is mainly attributable to Libya and Tunisia
- **Morocco accounted for 33.1% of the total cases reported in the region since the start of the pandemic, while Tunisia accounted for 39.8% followed by Egypt (37.5%) of the new cases in the region during the week.** The lowest number of total cases in the region, since the start of the pandemic, was recorded in Mauritania at 58,658 of which 98.3% are reported to have recovered.
- **The average case fatality rate (CFR) based on cumulative total cases and deaths as of March 13, 2022, for the region, stands at 2.4%. The highest CFR in the region was recorded in Egypt at 4.9% and the lowest in Libya at 1.3%.**

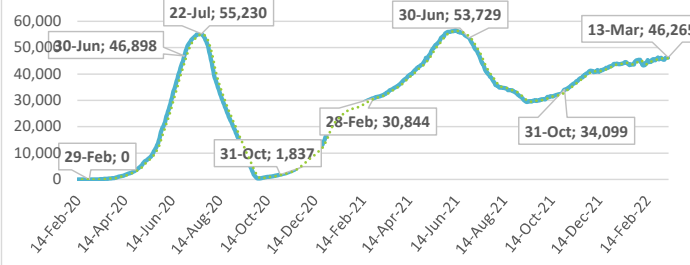
Summary of COVID-19 tracking in North Africa: Situation for the week ending 13 March 2022

	Date of first case	Cases				Deaths				Recovered				Active				Test	
		Total cases	New cases for the week of	New cases for the week of	Weekly change	Total deaths	New deaths for the week of	New deaths for the week of	Weekly change from Previous week	Total Recovered	New recovered for the week of	New recovered for the week of	Weekly change from Previous week	Active cases	New active for the week of	New active for the week of	Weekly change from Previous week	Total tests	Tests Per million People
			13 Mar.	6 Mar.			13 Mar.	6 Mar.			13 Mar.	6 Mar.			13 Mar.	6 Mar.			
North Africa	14-Feb-20	3,510,787	11,747	22,513	-10,766	82,551	260	440	-180	3,270,829	23,568	50,985	-27,417	157,407	-12,081	19,630	-31,711	25,156,778	121,863
Algeria	26-Feb-20	265,432	167	410	-243	6,864	9	24	-15	178,050	186	427	-241	80,518	-28	21,931	-21,959	230,861	5,265
Egypt	14-Feb-20	495,373	4,404	8,721	-4,317	24,277	80	157	-77	424,831	3,616	9,054	-5,438	46,265	708	14,404	-13,696	6,002,912	58,660
Libya	25-Mar-20	500,000	2,042	4,410	-2,368	6,344	45	49	-4	483,102	8,575	13,425	-4,850	10,554	-6,578	-39,379	32,801	2,453,977	357,135
Mauritania	14-Mar-20	58,658	9	17	-8	981	1	1	0	57,654	15	37	-22	23	-7	-392	385	761,783	163,836
Morocco	5-Mar-20	1,162,096	450	754	-304	16,039	22	39	-17	1,145,230	1,885	3,188	-1,303	827	-1,457	-1,203	-254	11,237,010	304,439
Tunisia	5-Mar-20	1,029,228	4,675	8,201	-3,526	28,046	103	170	-67	981,962	9,291	24,854	-15,563	19,220	-4,719	24,269	-28,988	4,470,235	378,237

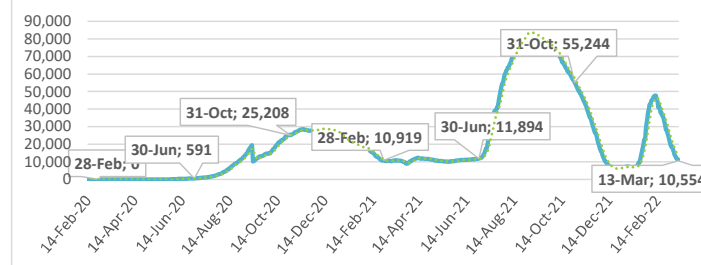
Algeria: Total Active Cases



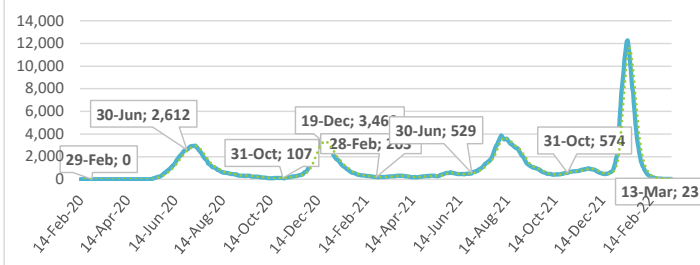
Egypt: Total Active Cases



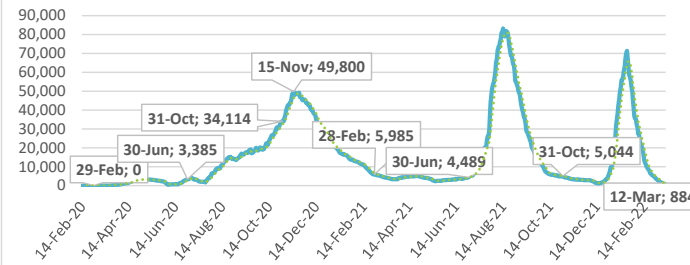
Libya: Total Active Cases



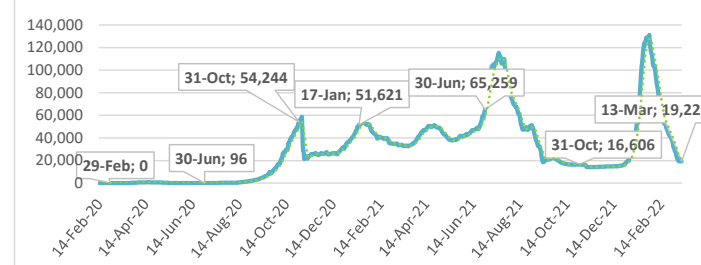
Mauritania: Total Active Cases



Morocco: Total Active Cases



Tunisia: Total Active Cases



.....: 7-day moving average

Southern Africa

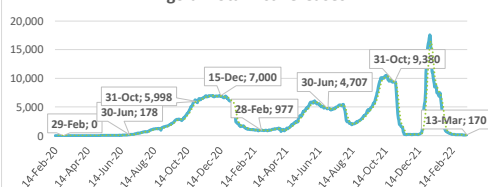
Highlights of the Covid-19 Situation in Southern Africa for the Week Ending March 13, 2022

- **As of Sunday, March 13, 2022, the number of total cases in the Southern Africa region reached 5,289,026.** Total number of Covid-19 tests conducted and tests per 1 million people, in the region, stand at 37,029,091 and 173,695 respectively. The region reported 16,853 new cases in the week, which is a 6.3% decline compared to the preceding week. The total number of deaths reported reached 126,925, of which 240 were new deaths during the week. The total number of recovered cases reached 5,113,342, of which 0.5% were newly recovered cases during the week. The total number of active cases stands at 48,759, indicating a decline of 9,129 cases in the week. The weekly decline in the number of active cases in the region is mainly attributable to South Africa followed by Mozambique.
- **South Africa accounted for 69.9% of the total cases reported in the region since the start of the pandemic and 60.4% of the new cases in the region during the week.** The lowest number of total cases in the region, since the start of the pandemic, was recorded in São Tomé & Príncipe at 5,935 of which 98.8% are reported to have recovered.
- **The average case fatality rate (CFR) based on cumulative total cases and deaths as of March 13, 2022, for the region, stands at 2.4%. The highest CFR in the region was reported in Malawi at 3.1% and the lowest in Mozambique and Botswana at 1.0%.**

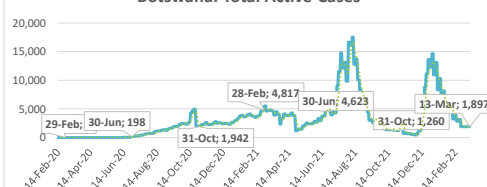
Summary of COVID-19 tracking in Southern Africa: Situation for the week ending 13 March 2022

	Date of first case	Cases				Deaths				Recovered				Active				Test	
		Total cases	New cases for the week of	New cases for the week of	Weekly change	Total deaths	New deaths for the week of	New deaths for the week of	Weekly change from Previous week	Total Recovered	New recovered for the week of	New recovered for the week of	Weekly change from Previous week	Active cases	New active for the week of	New active for the week of	Weekly change from Previous week	Total tests	Tests Per million People
		13 Mar.	6 Mar.	13 Mar.	6 Mar.	13 Mar.	6 Mar.	13 Mar.	6 Mar.	13 Mar.	6 Mar.	13 Mar.	6 Mar.	13 Mar.	6 Mar.	13 Mar.	6 Mar.	13 Mar.	6 Mar.
Southern Africa	5-Mar-20	5,289,026	16,853	17,986	-1,133	126,925	240	360	-120	5,113,342	25,742	26,954	-1,212	48,759	-9,129	12,431	-21,560	37,029,091	173,695
Angola	27-Mar-20	98,927	121	105	16	1,900	0	1	-1	96,857	57	178	-121	170	64	-10,372	10,436	1,463,343	44,524
Botswana	16-Mar-20	263,950	0	0	0	2,619	0	0	0	259,434	0	0	0	1,897	0	551	-551	2,208,626	939,191
Eswatini	14-Mar-20	69,435	137	168	-31	1,392	1	1	0	68,010	199	168	31	33	-63	-121	58	486,294	419,160
Lesotho	13-May-20	32,716	9	95	-86	697	0	1	-1	23,461	24	94	-70	8,558	-15	-305	290	407,836	190,377
Madagascar	20-Mar-20	63,870	79	132	-53	1,377	4	7	-3	59,156	154	325	-171	3,337	-79	2,280	-2,359	404,843	14,620
Malawi	2-Apr-20	85,499	70	101	-31	2,623	4	4	0	76,752	553	621	-68	6,124	-487	4,536	-5,023	553,978	28,959
Mauritius	18-Mar-20	33,856	1,425	1,573	-148	934	30	9	21	30,378	1,741	1,629	112	2,544	-346	93	-439	359,627	282,777
Mozambique	27-Mar-20	225,179	39	102	-63	2,198	2	4	-2	221,955	2,058	576	1,482	1,026	-2,021	2,536	-4,557	1,284,040	41,082
Namibia	14-Mar-20	157,438	100	128	-28	4,014	1	6	-5	153,069	6	369	-363	355	93	-401	494	968,241	381,061
São Tomé & Príncipe	6-Apr-20	5,935	1	0	1	72	0	0	0	5,862	2	8	-6	1	-1	-499	498	37,388	170,598
South Africa	5-Mar-20	3,694,504	10,185	11,062	-877	99,725	182	314	-132	3,576,438	16,221	18,487	-2,266	18,341	-6,218	9,310	-15,528	23,410,199	394,718
Zambia	18-Mar-20	315,202	1,381	1,114	267	3,960	1	7	-6	309,765	1,266	1,653	-387	1,477	114	1,713	-1,599	3,310,740	180,089
Zimbabwe	25-Mar-20	242,515	3,306	3,406	-100	5,414	15	6	9	232,205	3,461	2,846	615	4,896	-170	3,110	-3,280	2,133,936	143,574

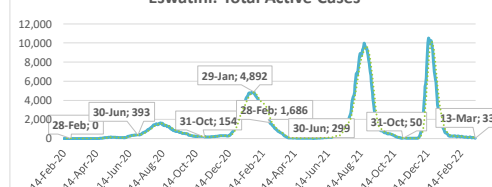
Angola: Total Active Cases



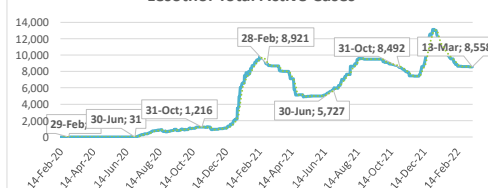
Botswana: Total Active Cases



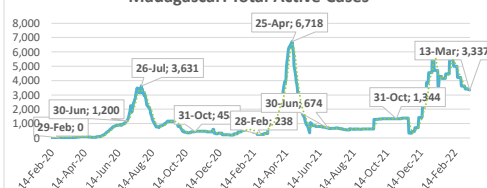
Eswatini: Total Active Cases



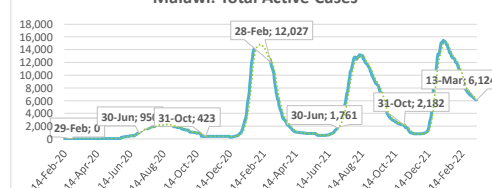
Lesotho: Total Active Cases



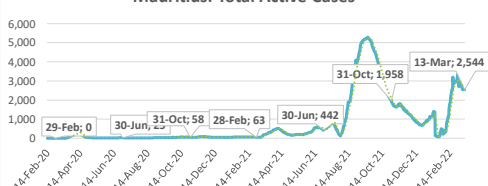
Madagascar: Total Active Cases



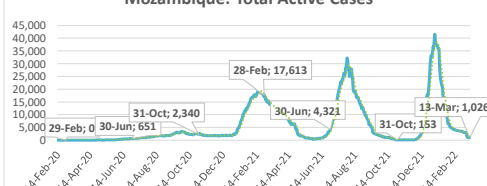
Malawi: Total Active Cases



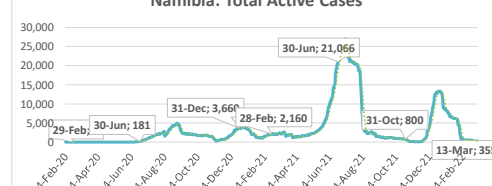
Mauritius: Total Active Cases



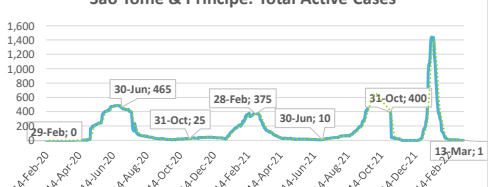
Mozambique: Total Active Cases



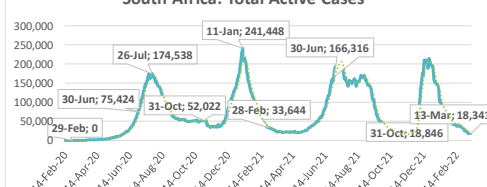
Namibia: Total Active Cases



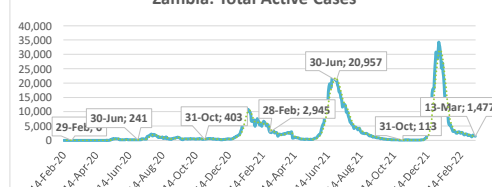
São Tomé & Príncipe: Total Active Cases



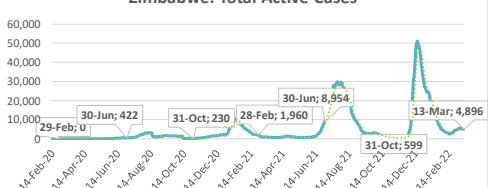
South Africa: Total Active Cases



Zambia: Total Active Cases



Zimbabwe: Total Active Cases



.....: 7-day moving average

West Africa

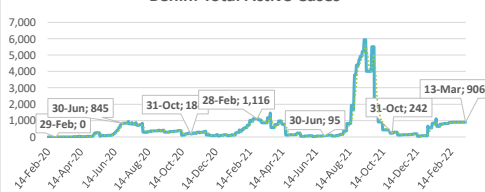
Highlights of the Covid-19 Situation in West Africa for the Week Ending March 13, 2022

- **As of Sunday, March 13, 2022, the number of total cases in the West Africa region reached 833,867.** Total number of Covid-19 tests conducted and tests per 1 million people, in the region, stand at 13,791,349 and 34,721 respectively. The region reported 1,251 new cases during the week, which is 7.6% lower compared to the new cases reported in the preceding week. The total number of deaths reported reached 10,984, of which 10 were new deaths during the week. The number of total recovered cases reached 813,704, of which 0.2% were newly recovered cases during the week. The total number of active cases stands at 9,179, indicating a decline of 701 cases in the week. The weekly decline in the number of active cases in the region is mainly attributable to Ghana followed by Côte d'Ivoire.
- **Nigeria accounted for 30.6% of the total cases reported in the region since the start of the pandemic, while Ghana accounted for 55.0% of the new cases in the region during the week.** The lowest number of total cases in the region, since the start of the pandemic, was recorded in Liberia at 7,392 of which 77.7% are reported to have recovered.
- **The average case fatality rate (CFR) based on cumulative total cases and deaths as of March 13, 2022, for the region, stands at 1.3%. The highest CFR in the region was reported in Liberia at 4.0% and the lowest in Benin at 0.6%.**

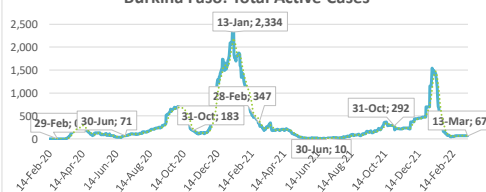
Summary of COVID-19 tracking in West Africa: Situation for the week ending 13 March 2022

	Date of first case	Cases				Deaths				Recovered				Active				Test	
		Total cases	New cases for the week of	New cases for the week of	Weekly change	Total deaths	New deaths for the week of	New deaths for the week of	Weekly change from Previous week	Total Recovered	New recovered for the week of	New recovered for the week of	Weekly change from Previous week	Active cases	New active for the week of	New active for the week of	Weekly change from Previous week	Total tests	Tests Per million People
		13 Mar.	6 Mar.	13 Mar.	6 Mar.	13 Mar.	6 Mar.	13 Mar.	6 Mar.	13 Mar.	6 Mar.	13 Mar.	6 Mar.	13 Mar.	6 Mar.	13 Mar.	6 Mar.	13 Mar.	6 Mar.
West Africa	28-Feb-20	833,867	1,251	1,354	-103	10,984	10	11	-1	813,704	1,942	1,977	-35	9,179	-701	-8,126	7,425	13,791,349	34,721
Benin	16-Mar-20	26,575	0	8	-8	163	0	0	0	25,506	0	0	0	906	0	470	-470	604,310	49,847
Burkina Faso	9-Mar-20	20,751	0	0	0	375	0	0	0	20,309	0	0	0	67	0	-300	300	324,773	15,537
Cabo Verde	20-Mar-20	55,906	11	13	-2	401	0	0	0	55,446	16	21	-5	59	-5	-340	335	466,402	838,872
Côte d'Ivoire	11-Mar-20	81,597	41	89	-48	796	1	3	-2	80,717	334	567	-233	84	-294	-50	-244	1,446,043	54,819
Gambia, The	18-Mar-20	11,963	15	24	-9	365	0	0	0	11,583	15	107	-92	15	0	91	-91	154,873	64,085
Ghana	12-Mar-20	160,716	688	904	-216	1,445	3	0	-3	159,112	1,113	866	247	159	-428	-1,979	1,551	2,368,482	76,223
Guinea	13-Mar-20	36,427	28	6	22	440	0	0	0	33,000	61	0	61	2,987	-33	2,060	-2,093	663,832	50,548
Guinea-Bissau	27-Mar-20	8,068	35	32	-3	168	1	0	1	7,067	49	40	9	833	-15	263	-278	126,197	64,124
Liberia	16-Mar-20	7,392	8	24	-16	294	0	4	-4	5,747	0	0	0	1,351	8	1,264	-1,256	139,824	27,646
Mali	25-Mar-20	30,420	22	20	-2	726	1	3	-2	29,573	27	76	-49	121	-6	-398	392	633,842	31,300
Niger	20-Mar-20	8,781	15	15	0	308	1	0	1	8,461	12	17	-5	12	-2	-96	98	233,804	9,659
Nigeria	28-Feb-20	254,953	313	115	198	3,142	0	0	0	249,340	155	172	-17	2,471	158	-6,948	7,106	4,519,905	21,926
Senegal	2-Mar-20	85,797	40	81	-41	1,964	3	1	2	83,781	62	97	-35	52	-25	69	-94	1,025,172	61,226
Sierra Leone	31-Mar-20	7,667	2	0	2	125	0	0	0	7,542	2	0	2	0	0	-1,882	1,882	381,468	47,821
Togo	6-Mar-20	36,854	33	23	10	272	0	0	0	36,520	96	14	82	62	-63	-350	287	702,422	84,847

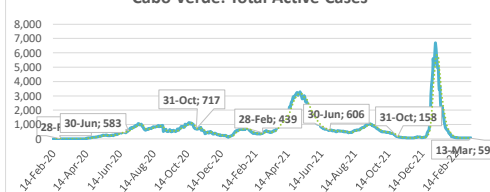
Benin: Total Active Cases



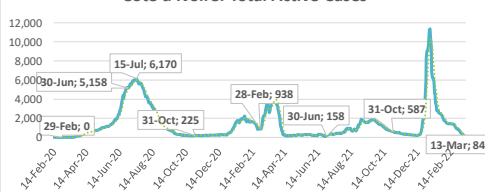
Burkina Faso: Total Active Cases



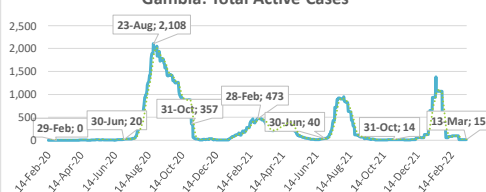
Cabo Verde: Total Active Cases



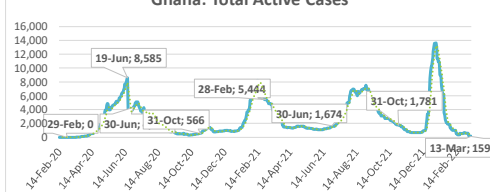
Côte d'Ivoire: Total Active Cases



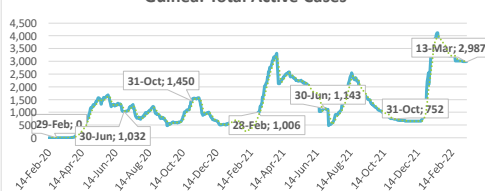
Gambia: Total Active Cases



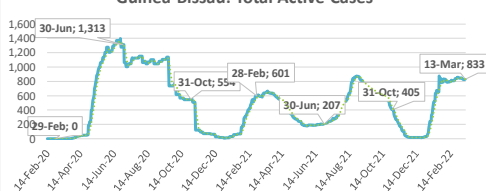
Ghana: Total Active Cases



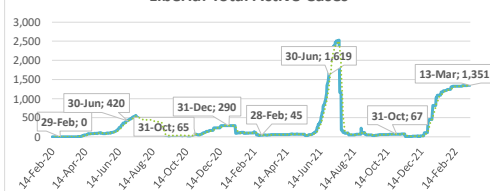
Guinea: Total Active Cases



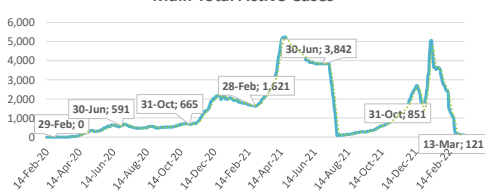
Guinea-Bissau: Total Active Cases



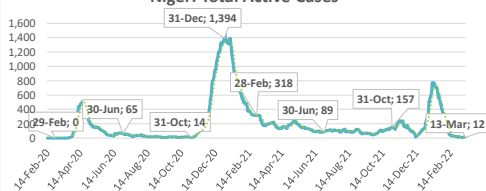
Liberia: Total Active Cases



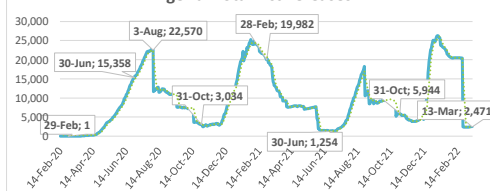
Mali: Total Active Cases



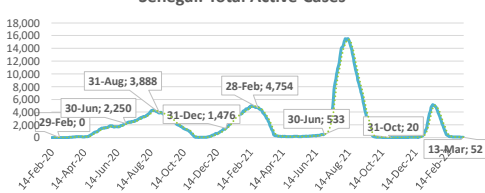
Niger: Total Active Cases



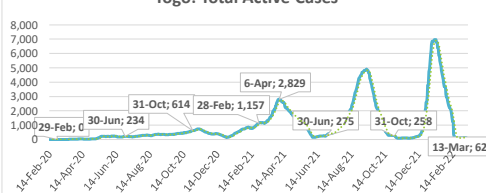
Nigeria: Total Active Cases



Senegal: Total Active Cases



Togo: Total Active Cases



.....: 7-day moving average