



AFRICAN DEVELOPMENT BANK GROUP

Weekly Data Flash on Covid-19 in Africa¹:

The situation as of Sunday, March 20, 2022

Statistics Department (ECST)

¹ This briefing note has been prepared by Roza Mamuye Bora, Senior Statistician; Anouar Chaouch, Statistician; Soumaila Karambiri, Statistical Assistant; Regis Hauhouot Stephane, Statistical Assistant and Desire Lakpa Guy, Statistical Assistant; and Robert Maate, Chief Statistician under the supervision of Louis Kouakou, Division Manager ECST.1

Contents

	Page
Highlights of the Covid-19 Situation in Africa as of March 20, 2022	1
Data Annexes: Africa	4
Highlights of the Covid-19 Situation in Central Africa as of March 20, 2022	6
Data Annexes: Central Africa	8
Highlights of the Covid-19 Situation in East Africa as of March 20, 2022	9
Data Annexes: East Africa	11
Highlights of the Covid-19 Situation in North Africa as of March 20, 2022	12
Data Annexes: North Africa	14
Highlights of the Covid-19 Situation in Southern Africa as of March 20, 2022	15
Data Annexes: Southern Africa	17
Highlights of the Covid-19 Situation in West Africa as of March 20, 2022	18
Data Annexes: West Africa	20

Highlights of the Covid-19 Situation in Africa for the Week Ending March 20, 2022

Vaccinations: Status Update

- **In the week ending March 20, 2022, over 114.6 million new Covid-19 vaccinations were administered globally, leading to an accumulated total of over 11.1 billion since the start of the program.** In terms of the geographical distribution, China accounts for 29.0% of the total number of Covid-19 vaccinations administered to date, followed by India at 16.3% and USA at 5.0%.
- **The number of African countries with updated data on Covid-19 vaccinations stands at 51.** As of March 20, 2022, a total of 435,334,775¹ vaccinations had been administered in Africa, which represents 3.9% of total global vaccinations. Egypt accounts for 17.3% of the vaccinations carried out in Africa to date, followed by Morocco (12.4%) and South Africa (7.6%). As of March 20, 2022, 14.9% of Africa's population has completed² vaccination and 20.1% have received at least one dose of vaccine.

Covid-19 Testing in Africa

- **As of Sunday, March 20, 2022, over 101.6 million tests for Covid-19 had been administered in Africa.** Nine countries collectively account for 65.2% of the tests conducted in Africa as of March 20, 2022, namely, South Africa (23.2%), Morocco (11.1%), Egypt (5.9%), Rwanda (4.9%), Ethiopia (4.5%), Nigeria (4.5%), Tunisia (4.4%), Kenya (3.4%) and Zambia (3.3%).
- **The average number of tests per 1 million people in Africa as of March 20, 2022, stands at 75,889.** Botswana continues to lead on this indicator with 943,801 tests per 1 million people, followed by Cabo Verde (842,169), Gabon (711,785), Eswatini (426,161) and South Africa (397,675).

Confirmed, New and Active Global Covid-19 Cases

- **Globally, the total number of confirmed Covid-19 cases since the start of the pandemic reached 470,645,942, of which 86.5% have recovered.** The majority cases (36.2%) occurred in Europe, followed by Asia (28.2%), North America (20.4%), South America (11.8%) and Africa (2.4%).
- A new variant of Covid-19, designated by WHO as B.1.1.529 (omicron), was identified in the last week of November 2021.

¹ The total vaccination figures indicate the total number of vaccines administered including both vaccinations completed and at least one dose.

² Completed vaccination refers to population that has taken the minimum required doses of vaccination depending on the type of vaccine.

- **The number of new cases reported globally in the review week amounted to 12,697,494,** indicating an 8.4% increase compared to the new cases recorded in the preceding week.
- **The number of global deaths due to Covid-19 reached 6,077,485, of which 33,341 were recorded in the week ending March 20, 2022.** This was 26.4% lower than the number of deaths recorded in the previous week. The number of global active cases increased by 1,629,281 cases in the week under review making a total of 57,633,590 as of March 20, 2022.
- **Africa makes 2.4% of the total global cases, 4.1% of deaths, 2.6% of recovered cases and 0.8% of active cases as of March 20, 2022, as detailed below.**

Confirmed, New and Active Covid-19 Cases in Africa

- **As of March 20, 2022, the total number of confirmed cases in Africa reached 11,302,553³,** 65.2% of which were in six countries, namely South Africa (32.8%), Morocco (10.3%), Tunisia (9.1%), Libya (4.4%), Egypt (4.4%) and Ethiopia (4.2%). The five countries with the lowest total number of reported cases were São Tomé & Príncipe, Chad, Liberia, Sierra Leone and Comoros with cases ranging between 5,941 in São Tomé & Príncipe and 8,076 in Comoros. These five countries collectively account for 0.3% of the confirmed cases in Africa. Considering population size, Seychelles, Botswana, Cabo Verde, Tunisia and Libya are the five countries with the highest number of confirmed cases per million people with rates ranging from 400,050 in Seychelles to 71,255 in Libya.
- **In the week under review, a total of 18,248 new cases were reported in Africa,** which is 42.2% lower than the new cases recorded the previous week. These new cases in Africa account for 0.1% of the weekly new cases recorded globally. The Southern Africa region accounted for 74.0% of the weekly new cases in Africa, followed by North Africa (11.4%), East Africa (5.9%), West Africa (4.9%) and Central Africa (4.0%).
- **The total number of active cases in Africa declined by 30,885 cases to a total of 484,993 in the week under review.** Currently, five countries collectively account for 63.8% of the active cases in Africa, namely Rwanda (17.0%), Algeria (16.6%), Uganda (12.4%), Egypt (9.5%) and Ethiopia (8.3%).
- **From a regional perspective, all regions except Central Africa recorded declines in active cases during the week.**

Deaths and the Case Fatality Rates in Africa

- **As of March 20, 2022, a total of 251,151 deaths had been reported in Africa since the start of the pandemic,** of which 50.6% were in Southern Africa, 32.9% in North Africa, 10.4% in East Africa, 4.4% in West Africa and 1.8% in Central Africa. The five countries with the highest number of reported deaths due to Covid-19 since the start of the pandemic are South Africa, Tunisia, Egypt, Morocco and Ethiopia, ranging between 99,881 in South Africa and 7,489 in

³ Somalia, Egypt and Botswana have not released new data for this week.

Ethiopia. A total of 276 new deaths were reported in Africa in the week under review, which is a decline of 48.2% compared to the preceding week.

- **The case fatality rate (CFR), i.e. deaths per confirmed cases for Africa, stands at 2.2%, which is higher than the global CFR rate of 1.3%.** Regionally, West Africa has the lowest CFR at 1.3%, followed by Central Africa at 1.4%, East Africa at 1.9%, Southern Africa and North Africa at 2.4%. As of March 20, 2022, sixteen African countries recorded CFRs higher than the African average with the highest in Sudan at 7.9%, followed by Somalia (5.1%), Egypt (4.9%), Liberia (4.0%), Niger (3.5%), Malawi (3.1%), The Gambia (3.0%), Mauritius (2.7%), Tunisia (2.7%), South Africa (2.7%), Chad (2.6%), Algeria (2.6%), Namibia (2.5%), Mali (2.4%), Tanzania (2.4%) and Senegal (2.3%).

Recovery Rates in Africa

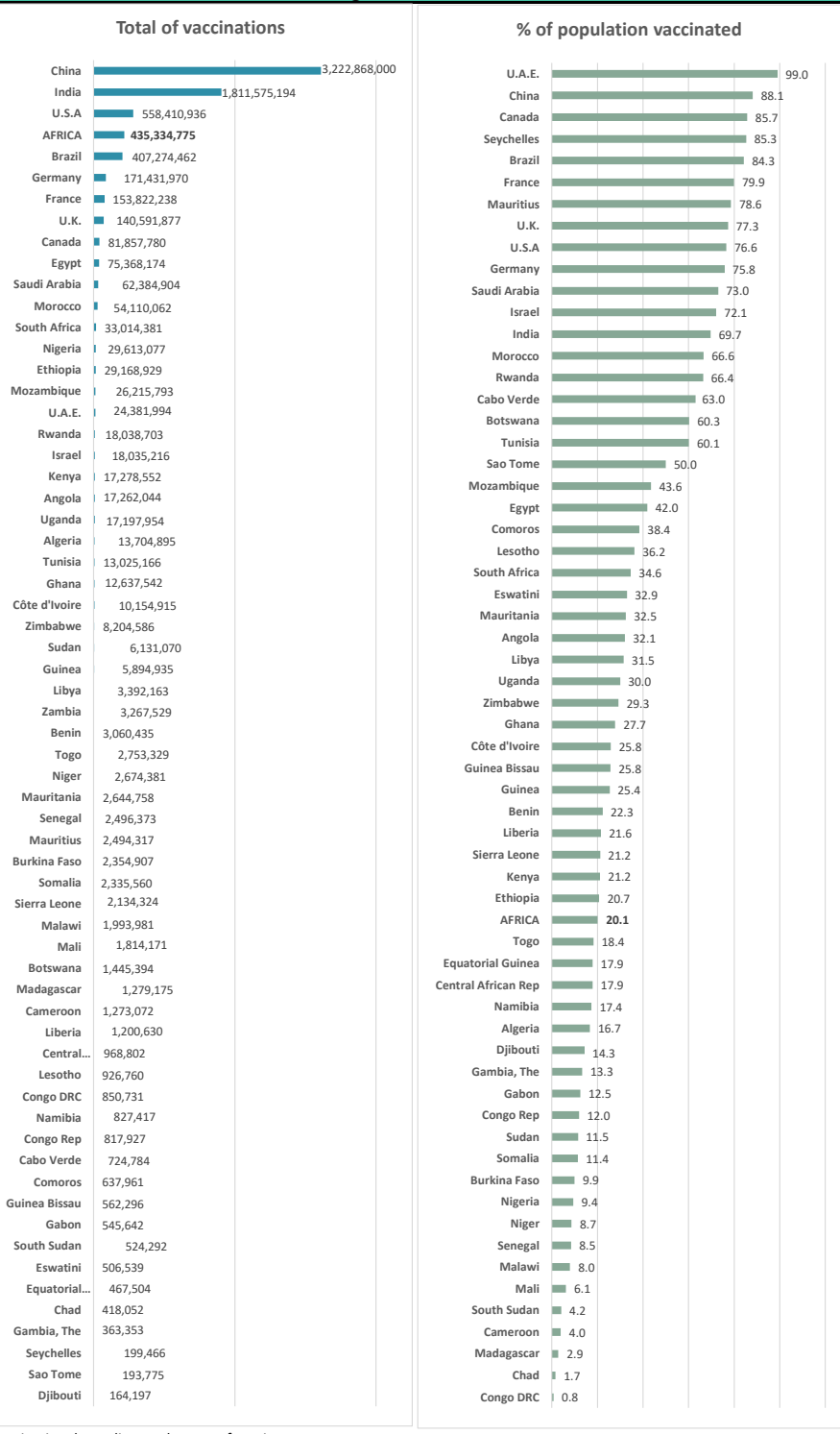
- **As of March 20, 2022, the number of recovered cases in Africa reached 10,476,533, representing 92.7% of its total confirmed cases⁴.** Regionally, the recovery rates stand at 97.9% for West Africa, 96.8% for Southern Africa, 93.3% for North Africa, 83.4% for Central Africa and 73.7% for East Africa. In the week under review, a total of 31,369 newly recovered cases were reported in Africa.

⁴ Burundi has not been publishing new data on recovered cases and deaths since 6 January 21. Tanzania is not currently reporting on recovered cases. Additionally, Liberia, Benin, Rwanda, Sudan, Tanzania, Somalia, Cameroon, CAR, Chad and DRC have not reported recovered cases at least in the review week.

Status of Vaccinations Administered in Africa and Selected Global Countries for the Week Ending 20 March 2022

	Vaccinations					
	Total	% of population	% of population	New	New	Weekly
	vaccinations	vaccinated (at least one dose)	vaccinated completed (2 doses)*	vaccinations for the week of 20 Mar.	vaccinations for the week of 13 Mar.	
World	11,111,726,398	45.6	41.5	114,656,462	110,143,266	4,513,196
AFRICA	435,334,775	20.1	14.9	16,470,223	11,590,858	4,879,365
Algeria	13,704,895	16.7	13.7	0	73,212	-73,212
Angola	17,262,044	32.1	16.8	628,877	373,561	255,316
Benin	3,060,435	22.3	17.8	271,815	0	271,815
Botswana	1,445,394	60.3	52.7	6,666	16,205	-9,539
Burkina Faso	2,354,907	9.9	5.5	24,855	9,596	15,259
Cabo Verde	724,784	63.0	54.4	13,461	6,480	6,981
Cameroon	1,273,072	4.0	3.0	498	5,049	-4,551
Central African Rep	968,802	17.9	16.8	68,504	44,563	23,941
Chad	418,052	1.7	0.9	5,743	0	5,743
Comoros	637,961	38.4	33.4	0	0	0
Congo DRC	850,731	0.8	0.5	0	54,921	-54,921
Congo Rep	817,927	12.0	11.3	5,166	0	5,166
Côte d'Ivoire	10,154,915	25.8	15.6	184,046	411,888	-227,842
Djibouti	164,197	14.3	10.4	3,455	2,436	1,019
Egypt	75,368,174	42.0	30.0	4,006,544	677,085	3,329,459
Equatorial Guinea	467,504	17.9	14.3	0	3,955	-3,955
Eswatini	506,539	32.9	28.7	15,640	0	15,640
Ethiopia	29,168,929	20.7	17.7	1,909,434	2,808,745	-899,311
Gabon	545,642	12.5	10.3	0	0	0
Gambia, The	363,353	13.3	12.8	1,274	0	1,274
Ghana	12,637,542	27.7	15.3	125,845	0	125,845
Guinea	5,894,935	25.4	18.3	397,546	532,437	-134,891
Guinea Bissau	562,296	25.8	16.9	3,945	1,676	2,269
Kenya	17,278,552	21.2	14.5	172,890	229,226	-56,336
Lesotho	926,760	36.2	33.7	0	68,835	-68,835
Liberia	1,200,630	21.6	20.9	0	0	0
Libya	3,392,163	31.5	16.0	26,619	21,974	4,645
Madagascar	1,279,175	2.9	2.7	0	0	0
Malawi	1,993,981	8.0	4.4	44,993	10,267	34,726
Mali	1,814,171	6.1	4.5	78,813	66,047	12,766
Mauritania	2,644,758	32.5	22.1	27,316	42,271	-14,955
Mauritius	2,494,317	78.6	75.7	140,750	0	140,750
Morocco	54,110,062	66.6	62.5	215,105	159,369	55,736
Mozambique	26,215,793	43.6	39.9	2,651,935	3,775,099	-1,123,164
Namibia	827,417	17.4	14.6	12,954	0	12,954
Niger	2,674,381	8.7	6.1	834,326	0	834,326
Nigeria	29,613,077	9.4	4.3	2,029,807	1,066,744	963,063
Rwanda	18,038,703	66.4	58.8	0	0	0
Sao Tome	193,775	50.0	34.9	0	11,537	-11,537
Senegal	2,496,373	8.5	6.0	2,389	20,422	-18,033
Seychelles	199,466	85.3	81.0	1,346	1,161	185
Sierra Leone	2,134,324	21.2	13.7	274,753	45,879	228,874
Somalia	2,335,560	11.4	7.7	497,212	43,901	453,311
South Africa	33,014,381	34.6	29.4	466,039	521,196	-55,157
South Sudan	524,292	4.2	3.8	5,864	86,889	-81,025
Sudan	6,131,070	11.5	6.1	420,036	0	420,036
Togo	2,753,329	18.4	13.6	18,782	219,206	-200,424
Tunisia	13,025,166	60.1	53.1	1,364	13,749	-12,385
Uganda	17,197,954	30.0	17.0	525,011	0	525,011
Zambia	3,267,529	...	11.2	135,686	104,231	31,455
Zimbabwe	8,204,586	29.3	22.8	212,919	61,046	151,873
Americas						
Brazil	407,274,462	84.3	74.2	4,916,838	6,892,798	-1,975,960
Canada	81,857,780	85.7	81.5	203,261	232,720	-29,459
U.S.A	558,410,936	76.6	65.2	1,588,802	1,665,255	-76,453
Asia						
China	3,222,868,000	88.1	85.8	33,442,000	32,527,000	915,000
India	1,811,575,194	69.7	58.8	10,736,154	12,641,034	-1,904,880
Europe						
France	153,822,238	79.9	77.6	808,726	0	808,726
Germany	171,431,970	75.8	75.1	454,678	550,683	-96,005
Israel	18,035,216	72.1	65.9	7,317	9,125	-1,808
U.K.	140,591,877	77.3	72.2	276,738	287,692	-10,954
Middle East						
Saudi Arabia	62,384,904	73.0	67.8	510,227	439,976	70,251
U.A.E.	24,381,994	99.0	95.8	61,302	73,413	-12,111

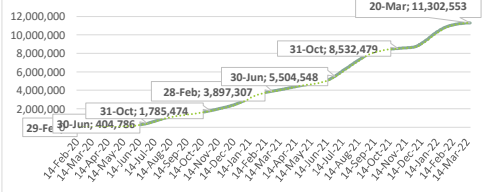
*: % of population vaccinated completed: Indicates the population that has taken the minimum required doses to complete vaccination depending on the type of vaccine



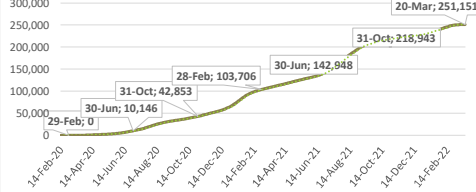
Summary of COVID-19 tracking in Africa: Situation for the week ending 20 March 2022

	Date of first case	Cases				Deaths				Recovered				Active				Test	
		Total cases	New cases for the week of	New cases for the week of	Weekly change from Previous week	Total deaths	New deaths for the week of	New deaths for the week of	Weekly change from Previous week	Total Recovered	New recovered for the week of	New recovered for the week of	Weekly change from Previous week	Active cases	New active for the week of	New active for the week of	Weekly change from Previous week	Total tests	Tests Per million People
			20 Mar.	13 Mar.			20 Mar.	13 Mar.			20 Mar.	13 Mar.			20 Mar.	13 Mar.			
World	31-Dec-19	470,645,942	12,697,494	11,715,580	981,914	6,077,485	33,341	45,290	-11,949	406,934,867	11,034,872	12,254,354	-1,219,482	57,633,590	1,629,281	38,462,915	-36,833,634	5,998,365,288	769,534
Africa	14-Feb-20	11,302,553	18,248	31,563	-13,315	251,151	276	533	-257	10,476,533	31,369	67,451	-36,082	484,993	-30,885	128,050	-158,935	101,601,744	75,889
Central Africa	6-Mar-20	315,449	726	204	522	4,434	6	0	6	263,219	214	170	44	47,796	506	12,416	-11,910	6,025,845	41,129
East Africa	13-Mar-20	1,336,589	1,058	1,137	-79	26,000	13	23	-10	984,653	517	15,881	-15,364	236,060	-16,960	130,573	-147,533	19,174,523	51,065
North Africa	14-Feb-20	3,512,859	2,072	11,747	-9,675	82,620	69	260	-191	3,277,466	6,529	23,676	-17,147	152,773	-4,526	-9,282	4,756	25,182,356	121,987
Southern Africa	5-Mar-20	5,302,846	13,495	17,178	-3,683	127,107	182	240	-58	5,133,913	20,571	25,742	-5,171	41,826	-7,258	3,103	-10,361	37,294,102	174,938
West Africa	28-Feb-20	834,810	897	1,297	-400	10,990	6	10	-4	817,282	3,538	1,982	1,556	6,538	-2,647	-8,760	6,113	13,924,918	35,057

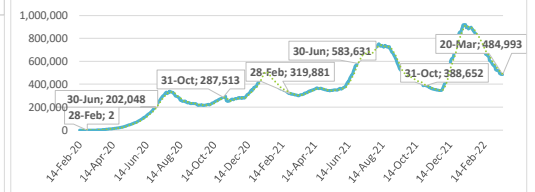
Africa: Total Cases



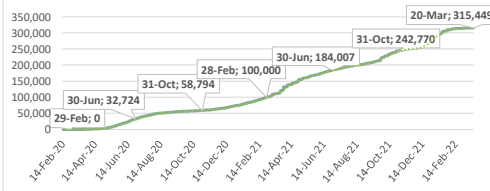
Africa: Total Deaths



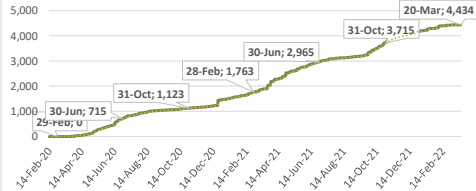
Africa: Total Active Cases



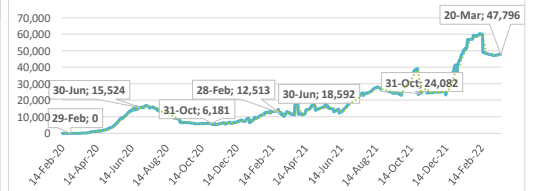
Central Africa: Total Cases



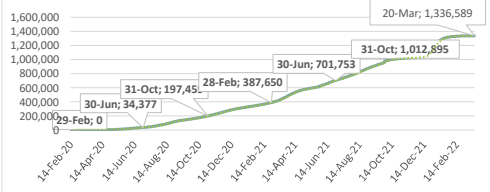
Central Africa: Total Deaths



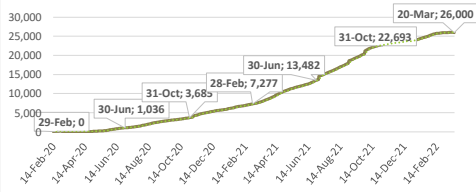
Central Africa: Total Active Cases



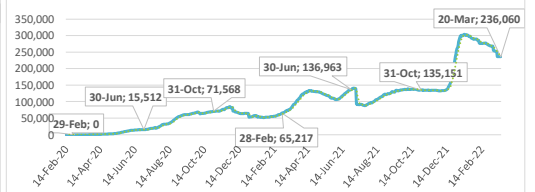
East Africa: Total Cases



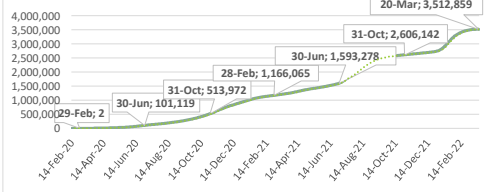
East Africa: Total Deaths



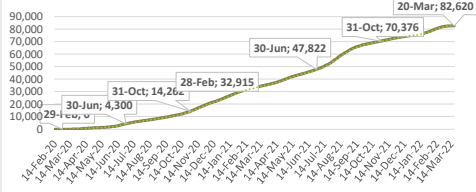
East Africa: Total Active Cases



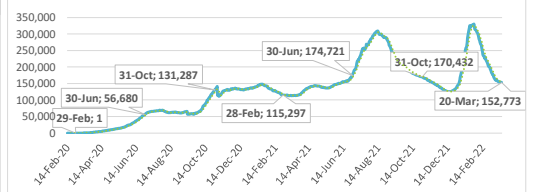
North Africa: Total Cases



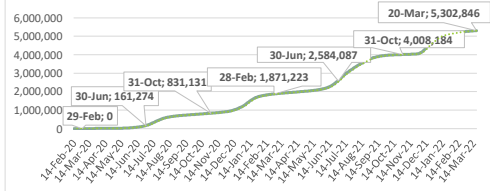
North Africa: Total Deaths



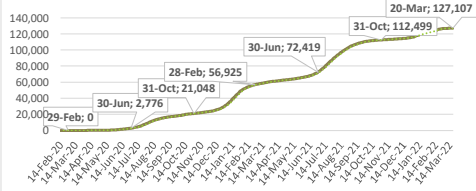
North Africa: Total Active Cases



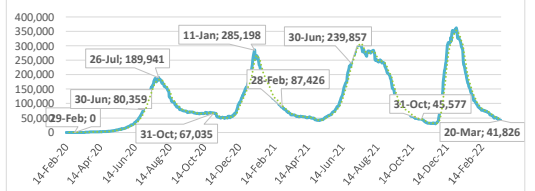
Southern Africa: Total Cases



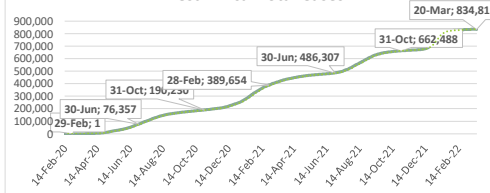
Southern Africa: Total Deaths



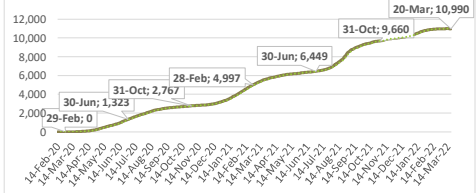
Southern Africa: Total Active Cases



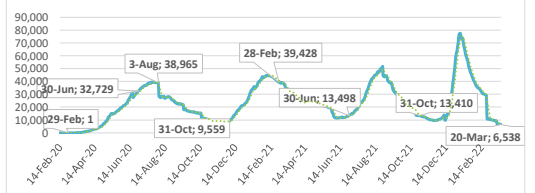
West Africa: Total Cases



West Africa: Total Deaths



West Africa: Total Active Cases



..... 7-day moving average

Central Africa

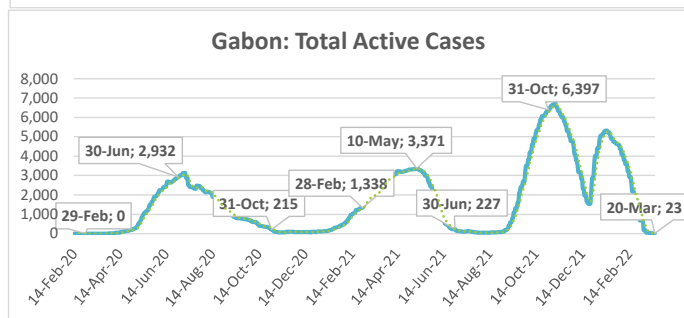
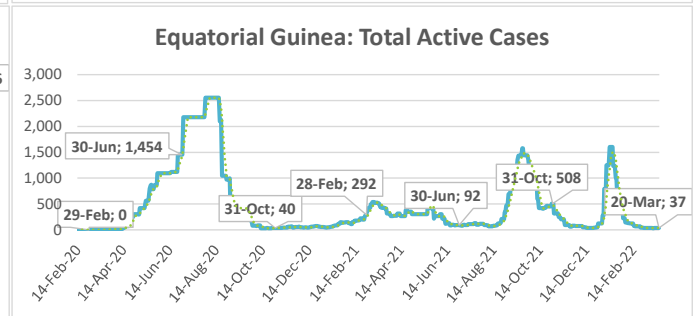
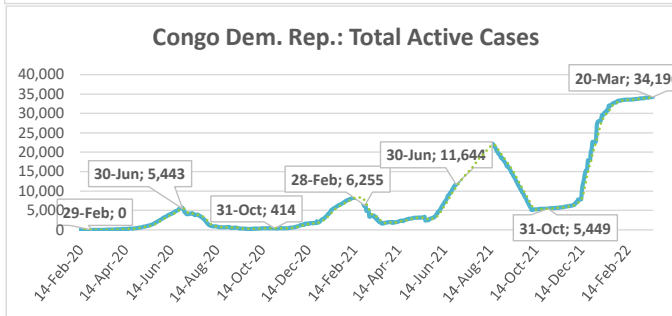
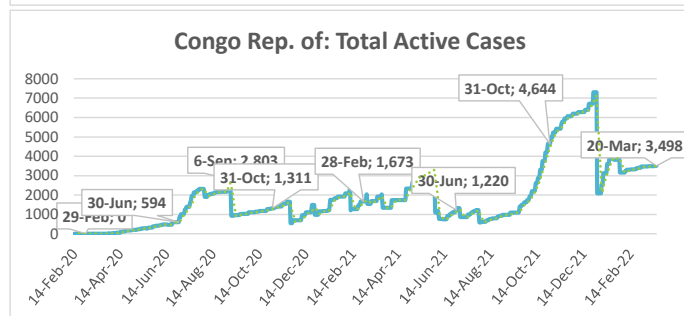
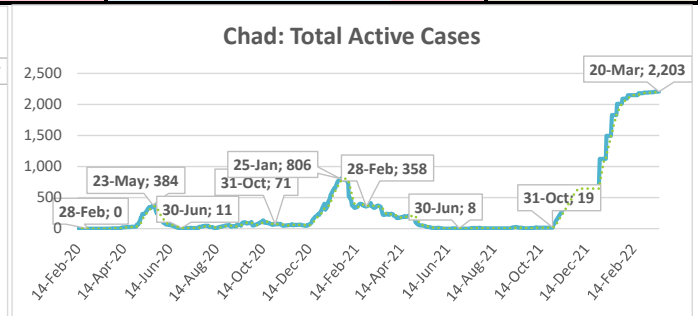
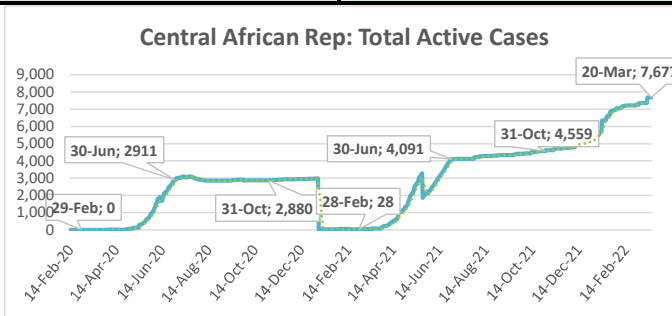
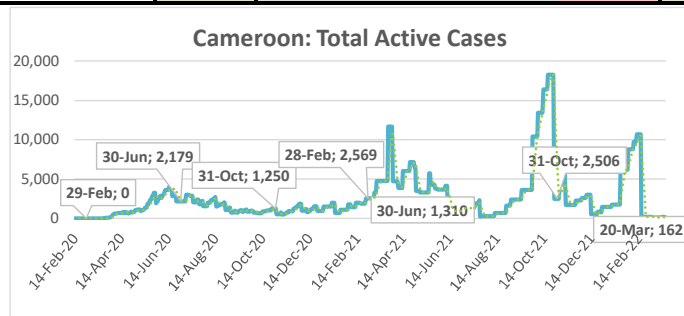
Highlights of the Covid-19 Situation in Central Africa for the Week Ending March 20, 2022

- **As of Sunday, March 20, 2022, the number of reported total cases in the Central Africa region reached 315,449.** Total number of Covid-19 tests conducted and tests per 1 million people, in the region, stand at 6,025,845 and 41,129 respectively. The region reported 726 new cases during the week, which is more than three times¹ higher compared to the preceding week. The total number of deaths reported since the start of the pandemic reached 4,434, of which 6 new deaths were during the week. The number of total recovered cases reached 263,219, of which 0.1% were newly recovered cases recorded during the week. The total number of active cases stands at 47,796, indicating an increase of 506 cases during the week. The weekly increase in the number of active cases in the region is mainly attributable to the Central African Republic followed by the Democratic Republic of Congo (DRC).
- **Cameroon accounted for 37.9% of the total cases reported in the region since the start of the pandemic, while the Central African Republic accounted for 45.3% of the new cases reported during the week.** The lowest number of total cases in the region, since the start of the pandemic, was recorded in Chad at 7,267 of which 67.1% are reported to have recovered.
- **The average case fatality rate (CFR) based on cumulative total cases and deaths as of March 20, 2022, for the region, stands at 1.4%. The highest CFR in the region was reported in Chad at 2.6% and the lowest in Gabon at 0.6%.**

¹ The change is partly explained by Cameroon and the Central African Republic releasing data for two weeks.

Summary of COVID-19 tracking in Central Africa: Situation for the week ending 20 March 2022

	Date of first case	Cases				Deaths				Recovered				Active				Test	
		Total cases	New cases for the week of	New cases for the week of	Weekly change	Total deaths	New deaths for the week of	New deaths for the week of	Weekly change from Previous week	Total Recovered	New recovered for the week of	New recovered for the week of	Weekly change from Previous week	Active cases	New active for the week of	New active for the week of	Weekly change from Previous week	Total tests	Tests Per million People
			20 Mar.	13 Mar.			20 Mar.	13 Mar.			20 Mar.	13 Mar.			20 Mar.	13 Mar.			
Central Africa	6-Mar-20	315,449	726	204	522	4,434	6	0	6	263,219	214	170	44	47,796	506	12,416	-11,910	6,025,845	41,129
Cameroon	6-Mar-20	119,544	222	0	222	1,927	1	0	1	117,455	192	0	192	162	29	-16,286	16,315	2,517,016	94,818
Central African Rep.	15-Mar-20	14,649	329	0	329	113	0	0	0	6,859	0	0	0	7,677	329	2,838	-2,509	86,960	18,005
Chad	19-Mar-20	7,267	9	3	6	190	0	0	0	4,874	0	0	0	2,203	9	2,172	-2,163	205,595	12,517
Congo Rep. of	15-Mar-20	24,059	10	29	-19	383	5	0	5	20,178	0	0	0	3,498	5	593	-588	366,866	66,484
Congo Dem. Rep.	10-Mar-20	86,461	146	161	-15	1,335	0	0	0	50,930	0	0	0	34,196	146	28,639	-28,493	969,664	10,827
Equatorial Guinea	14-Mar-20	15,899	4	6	-2	183	0	0	0	15,679	2	12	-10	37	2	-380	382	295,501	210,623
Gabon	12-Mar-20	47,570	6	5	1	303	0	0	0	47,244	20	158	-138	23	-14	-5,160	5,146	1,584,243	711,785



.....: 7-day moving average

East Africa

Highlights of the Covid-19 Situation in East Africa for the Week Ending March 20, 2022

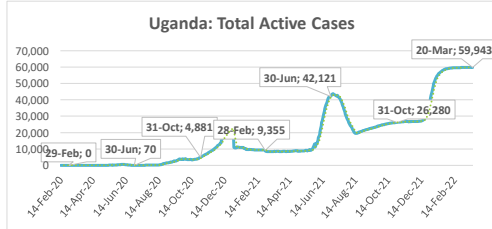
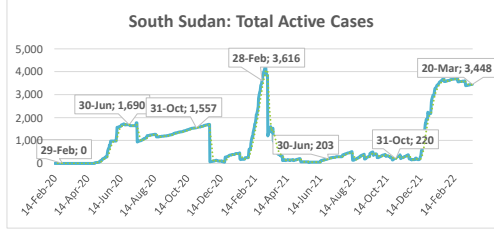
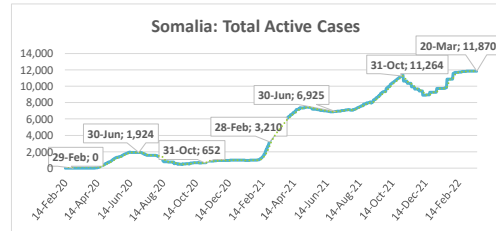
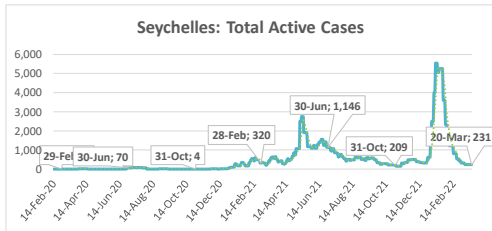
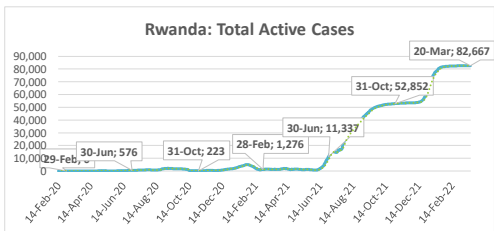
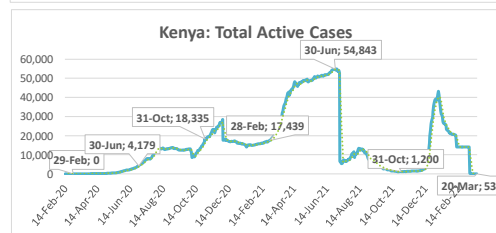
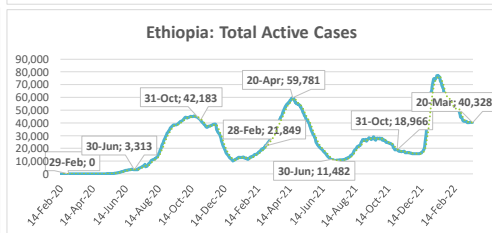
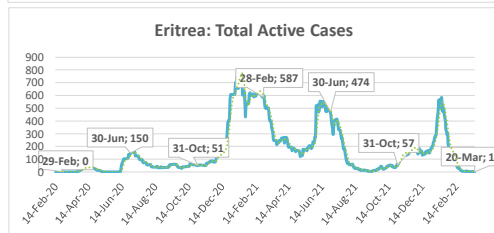
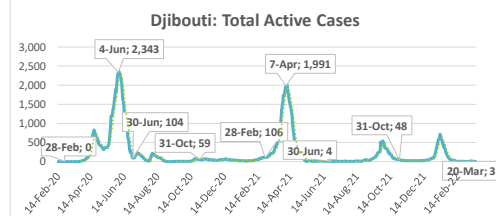
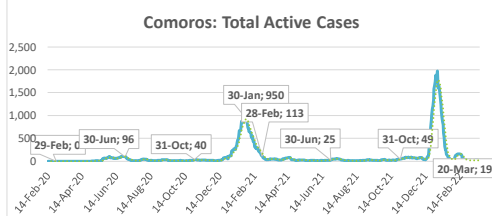
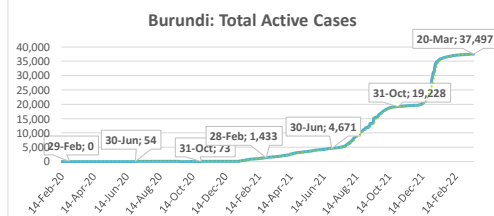
- **As of Sunday, March 20, 2022, the number of total cases in the East Africa region reached 1,336,589.** Total number of Covid-19 tests conducted and tests per 1 million people, in the region, stand at 19,174,523 and 51,065 respectively. The region reported 1,058 new cases in the week, which is a 6.9% decline compared to the preceding week. The total number of deaths reported reached 26,000, of which 13 were new deaths during the week. The number of total recovered cases reached 984,653¹, of which 0.1% were newly recovered cases during the week. The total number of active cases stands at 236,060, indicating a decline of 16,960 cases in the week. The weekly decline in the number of active cases in the region is mainly attributable to Sudan².
- **Ethiopia accounted for 35.1% of the total cases reported in the region since the start of the pandemic and 25.6% of the new cases reported in the region during the week.** The lowest number of total cases in the region, since the start of the pandemic, was recorded in Comoros at 8,076 of which 97.8% are reported to have recovered.
- **The average case fatality rate (CFR) based on cumulative total cases and deaths as of March 20, 2022, for the region, stands at 1.9%. The highest CFR in the region was reported in Sudan at 7.9% and the lowest in Seychelles at 0.4%.**

¹ Burundi has not been publishing new data on recovered cases and deaths since 6 January 21, hence is excluded from CFR comparison. Sudan and Tanzania are not releasing data on recovered cases.

² The reported data on recovered cases for Sudan is cumulative (a backlog)

Summary of COVID-19 tracking in East Africa: Situation for the week ending 20 March 2022

	Date of first case	Cases				Deaths				Recovered				Active				Test	
		Total cases	New cases for the week of	New cases for the week of	Weekly change	Total deaths	New deaths for the week of	New deaths for the week of	Weekly change from Previous week	Total Recovered	New recovered for the week of	New recovered for the week of	Weekly change from Previous week	Active cases	New active for the week of	New active for the week of	Weekly change from Previous week	Total tests	Tests Per million People
		20 Mar.	13 Mar.	13 Mar.		20 Mar.	13 Mar.	13 Mar.		20 Mar.	13 Mar.	13 Mar.		20 Mar.	13 Mar.	13 Mar.			
East Africa	13-Mar-20	1,336,589	1,058	1,137	-79	26,000	13	23	-10	984,653	517	15,881	-15,364	236,060	-16,960	130,573	-147,533	19,174,523	51,065
Burundi	31-Mar-20	38,308	47	111	-64	38	0	0	0	773	0	0	0	37,497	47	18,490	-18,443	1,438,047	120,938
Comoros	2-May-20	8,076	13	15	-2	160	0	0	0	7,897	11	19	-8	19	2	-2	4	6,227	7,161
Djibouti	18-Mar-20	15,573	8	15	-7	189	0	0	0	15,381	19	3	-16	3	-11	-154	143	292,984	296,543
Eritrea	21-Mar-20	9,723	2	6	-4	103	0	0	0	9,619	3	12	-9	1	-1	-44	43	23,693	6,681
Ethiopia	13-Mar-20	469,455	271	218	-53	7,489	3	10	-7	421,638	166	1,158	-992	40,328	102	17,108	-17,006	4,601,985	40,030
Kenya	13-Mar-20	323,281	98	108	-10	5,647	2	4	-2	317,581	90	14,139	-14,049	53	6	12,526	-12,520	3,470,975	64,551
Rwanda	14-Mar-20	129,647	46	45	-1	1,458	0	0	0	45,522	0	0	0	82,667	46	30,250	-30,204	5,024,291	387,910
Seychelles	15-Mar-20	39,797	192	178	-14	163	0	0	0	39,403	191	265	-74	231	1	33	-32	21,504	218,654
Somalia	16-Mar-20	26,400	0	49	-49	1,348	0	0	0	13,182	0	0	0	11,870	0	1,289	-1,289	400,466	25,197
South Sudan	5-Apr-20	17,093	32	62	-30	138	0	1	-1	13,507	4	232	-228	3,448	28	3,263	-3,235	351,877	31,435
Sudan	13-Mar-20	61,775	120	56	-64	4,872	7	2	-5	0	-17,328	13,753	-31,081	562,941	12,838
Tanzania	16-Mar-20	33,773	47	106	-59	800	0	2	-2	455,776	7,630
Uganda	21-Mar-20	163,688	182	168	-14	3,595	1	4	-3	100,150	33	53	-20	59,943	148	34,061	-33,913	2,523,757	55,175



.....: 7-day moving average

North Africa

Highlights of the Covid-19 Situation in North Africa for the Week Ending March 20, 2022

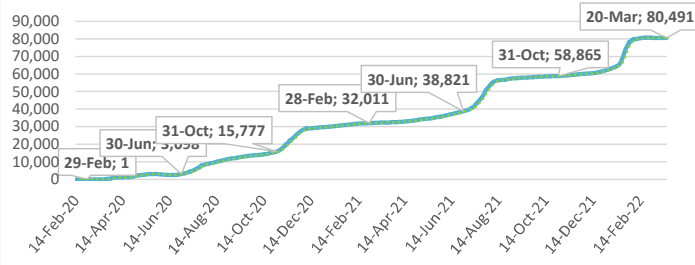
- **As of Sunday, March 20, 2022, the number of total cases in the North Africa region reached 3,512,859.** Total number of Covid-19 tests conducted and tests per 1 million people, in the region, stand at 25,182,356 and 121,987 respectively. The region reported 2,072 new cases in the week, which is an 82.4% decline compared to the preceding week. The total number of deaths reported reached 82,620, of which 69 were new deaths during the week. The number of total recovered cases reached 3,277,466, of which 0.2% were newly recovered cases during the week. The total number of active cases stands at 152,773, indicating a decline of 4,526 cases during the week. The weekly decline in the number of active cases in the region is mainly attributable to Libya followed by Tunisia
- **Morocco accounted for 33.1% of the total cases reported in the region since the start of the pandemic, while Libya accounted for 49.0% of the new cases in the region during the week.** The lowest number of total cases in the region, since the start of the pandemic, was recorded in Mauritania at 58,662 of which 98.3% are reported to have recovered.

The average case fatality rate (CFR) based on cumulative total cases and deaths as of March 20, 2022, for the region, stands at 2.4%. The highest CFR in the region was recorded in Egypt at 4.9% and the lowest in Libya at 1.3%.

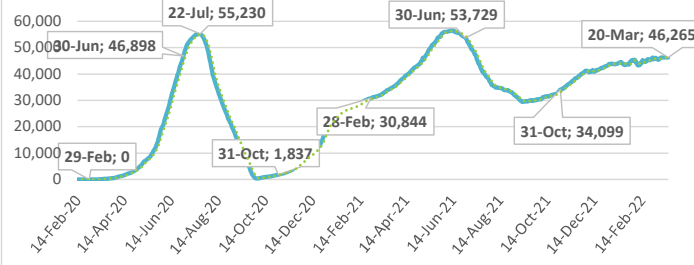
Summary of COVID-19 tracking in North Africa: Situation for the week ending 20 March 2022

	Date of first case	Cases				Deaths				Recovered				Active				Test	
		Total cases	New cases for the week of	New cases for the week of	Weekly change	Total deaths	New deaths for the week of	New deaths for the week of	Weekly change from Previous week	Total Recovered	New recovered for the week of	New recovered for the week of	Weekly change from Previous week	Active cases	New active for the week of	New active for the week of	Weekly change from Previous week	Total tests	Tests Per million People
			20 Mar.	13 Mar.			20 Mar.	13 Mar.			20 Mar.	13 Mar.			20 Mar.	13 Mar.			
North Africa	14-Feb-20	3,512,859	2,072	11,747	-9,675	82,620	69	260	-191	3,277,466	6,529	23,676	-17,147	152,773	-4,526	-9,282	4,756	25,182,356	121,987
Algeria	26-Feb-20	265,550	118	167	-49	6,871	7	9	-2	178,188	138	186	-48	80,491	-27	21,890	-21,917	230,861	5,265
Egypt	14-Feb-20	495,373	0	4,404	-4,404	24,277	0	80	-80	424,831	0	3,616	-3,616	46,265	0	13,914	-13,914	6,007,001	58,700
Libya	25-Mar-20	501,015	1,015	2,042	-1,027	6,374	30	45	-15	487,292	4,190	8,575	-4,385	7,349	-3,205	-48,443	45,238	2,463,427	358,510
Mauritania	14-Mar-20	58,662	4	9	-5	981	0	1	-1	57,672	18	15	3	9	-14	-413	399	769,026	165,394
Morocco	5-Mar-20	1,162,497	401	450	-49	16,052	13	22	-9	1,145,853	623	1,885	-1,262	592	-235	-3,676	3,441	11,237,010	304,439
Tunisia	5-Mar-20	1,029,762	534	4,675	-4,141	28,065	19	103	-84	983,630	1,560	9,399	-7,839	18,067	-1,045	7,446	-8,491	4,475,031	378,642

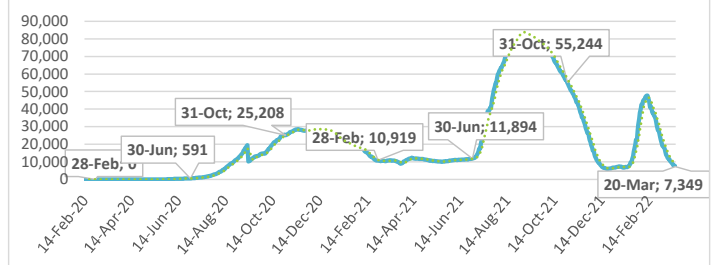
Algeria: Total Active Cases



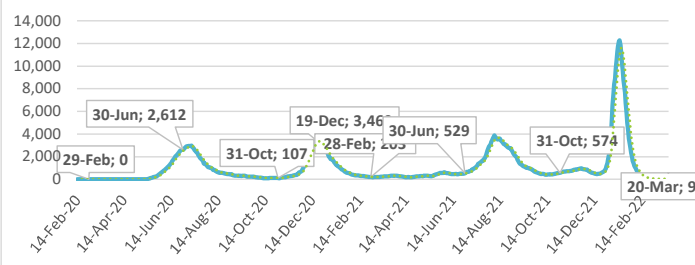
Egypt: Total Active Cases



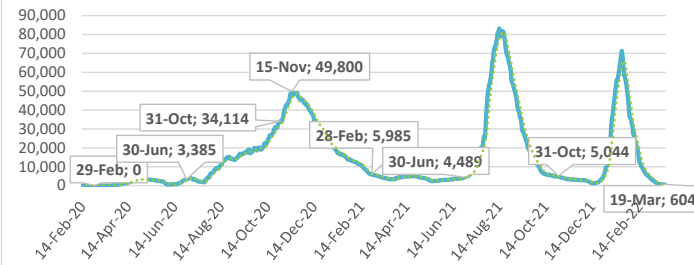
Libya: Total Active Cases



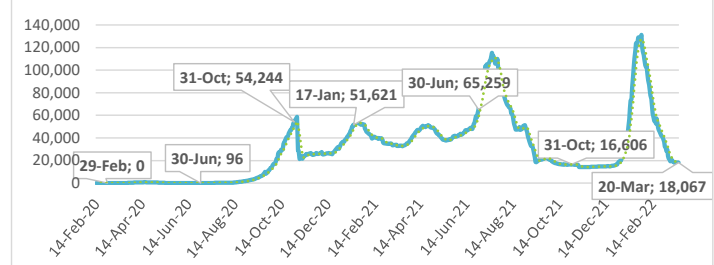
Mauritania: Total Active Cases



Morocco: Total Active Cases



Tunisia: Total Active Cases



.....: 7-day moving average

Southern Africa

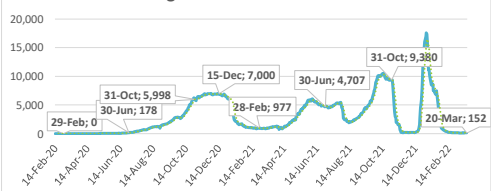
Highlights of the Covid-19 Situation in Southern Africa for the Week Ending March 20, 2022

- **As of Sunday, March 20, 2022, the number of total cases in the Southern Africa region reached 5,302,846.** Total number of Covid-19 tests conducted and tests per 1 million people, in the region, stand at 37,294,102 and 174,938 respectively. The region reported 13,495 new cases in the week, which is a 21.4% decline compared to the preceding week. The total number of deaths reported reached 127,107, of which 182 were new deaths during the week. The total number of recovered cases reached 5,133,913, of which 0.4% were newly recovered cases during the week. The total number of active cases stands at 41,826, indicating a decline of 7,258 cases in the week. The weekly decline in the number of active cases in the region is mainly attributable to South Africa followed by Mauritius.
- **South Africa accounted for 69.9% of the total cases reported in the region since the start of the pandemic and 72.0% of the new cases in the region during the week.** The lowest number of total cases in the region, since the start of the pandemic, was recorded in São Tomé & Príncipe at 5,941 of which 98.7% are reported to have recovered.
- **The average case fatality rate (CFR) based on cumulative total cases and deaths as of March 20, 2022, for the region, stands at 2.4%. The highest CFR in the region was reported in Malawi at 3.1% and the lowest in Mozambique and Botswana at 1.0%.**

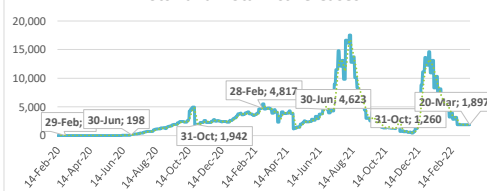
Summary of COVID-19 tracking in Southern Africa: Situation for the week ending 20 March 2022

	Date of first case	Cases				Deaths				Recovered				Active				Test	
		Total cases	New cases for the week of	New cases for the week of	Weekly change	Total deaths	New deaths for the week of	New deaths for the week of	Weekly change from Previous week	Total Recovered	New recovered for the week of	New recovered for the week of	Weekly change from Previous week	Active cases	New active for the week of	New active for the week of	Weekly change from Previous week	Total tests	Tests Per million People
		20 Mar.	13 Mar.	13 Mar.		20 Mar.	13 Mar.	13 Mar.		20 Mar.	13 Mar.	13 Mar.		20 Mar.	13 Mar.	13 Mar.			
Southern Africa	5-Mar-20	5,302,846	13,495	17,178	-3,683	127,107	182	240	-58	5,133,913	20,571	25,742	-5,171	41,826	-7,258	3,103	-10,361	37,294,102	174,938
Angola	27-Mar-20	99,003	76	121	-45	1,900	0	0	0	96,951	94	57	37	152	-18	-10,446	10,428	1,473,371	44,829
Botswana	16-Mar-20	263,950	0	0	0	2,619	0	0	0	259,434	0	0	0	1,897	0	551	-551	2,219,469	943,801
Eswatini	14-Mar-20	69,552	117	137	-20	1,392	0	1	-1	68,131	121	199	-78	29	-4	-122	118	494,417	426,161
Lesotho	13-May-20	32,775	59	9	50	697	0	0	0	23,900	439	24	415	8,178	-380	-305	-75	415,510	193,960
Madagascar	20-Mar-20	63,928	58	79	-21	1,380	3	4	-1	59,225	69	154	-85	3,323	-14	2,080	-2,094	407,670	14,722
Malawi	2-Apr-20	85,561	62	70	-8	2,626	3	4	-1	77,682	930	553	377	5,253	-871	4,012	-4,883	557,258	29,130
Mauritius	18-Mar-20	35,043	862	1,750	-888	934	0	30	-30	32,931	2,553	1,741	812	1,178	-1,691	28	-1,719	359,627	282,777
Mozambique	27-Mar-20	225,210	31	39	-8	2,200	2	2	0	222,024	69	2,058	-1,989	986	-40	2,058	-2,098	1,289,244	41,249
Namibia	14-Mar-20	157,523	85	100	-15	4,016	2	1	1	153,069	0	6	-6	438	83	-648	731	975,199	383,800
São Tomé & Príncipe	6-Apr-20	5,941	6	1	5	73	1	0	1	5,862	0	2	-2	6	5	-507	512	37,388	170,598
South Africa	5-Mar-20	3,704,218	9,714	10,185	-471	99,881	156	182	-26	3,589,451	13,013	16,221	-3,208	14,886	-3,455	1,571	-5,026	23,585,561	397,675
Zambia	18-Mar-20	315,623	421	1,381	-960	3,962	2	1	1	310,706	941	1,266	-325	955	-522	1,167	-1,689	3,322,571	180,732
Zimbabwe	25-Mar-20	244,519	2,004	3,306	-1,302	5,427	13	15	-2	234,547	2,342	3,461	-1,119	4,545	-351	3,664	-4,015	2,156,817	145,114

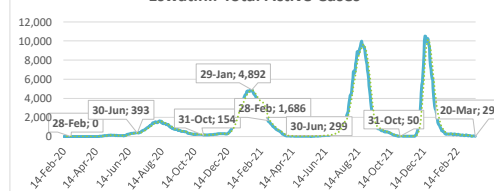
Angola: Total Active Cases



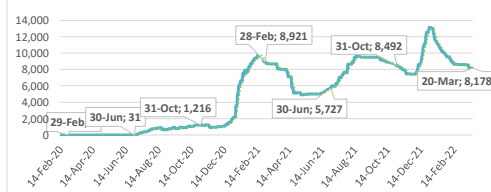
Botswana: Total Active Cases



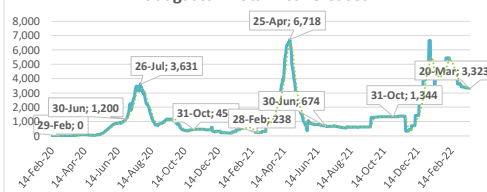
Eswatini: Total Active Cases



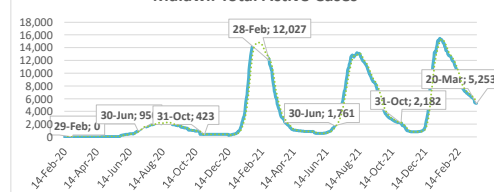
Lesotho: Total Active Cases



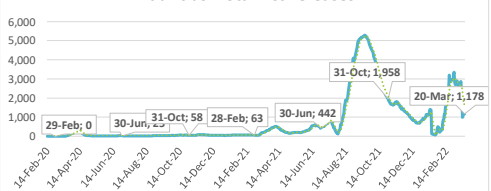
Madagascar: Total Active Cases



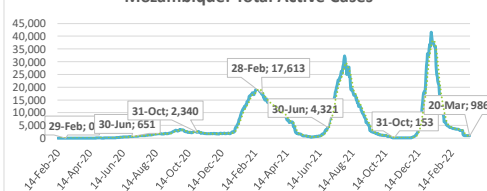
Malawi: Total Active Cases



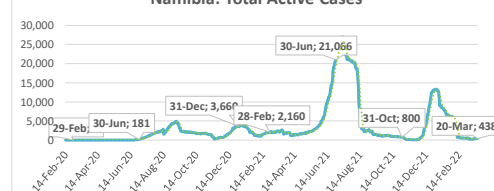
Mauritius: Total Active Cases



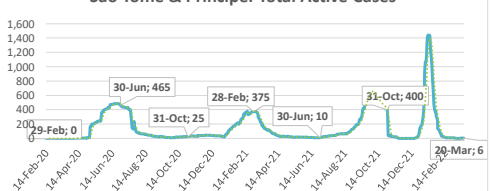
Mozambique: Total Active Cases



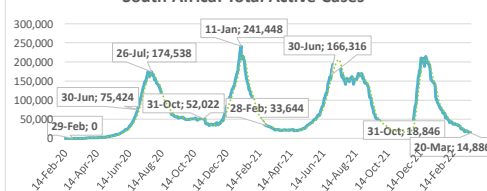
Namibia: Total Active Cases



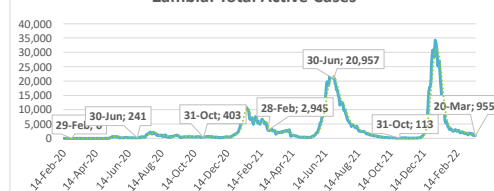
São Tomé & Príncipe: Total Active Cases



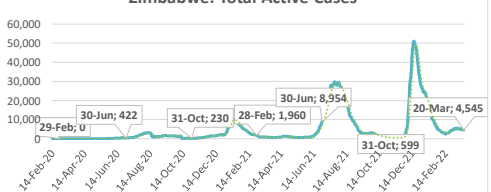
South Africa: Total Active Cases



Zambia: Total Active Cases



Zimbabwe: Total Active Cases



.....: 7-day moving average

West Africa

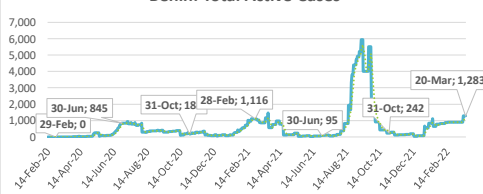
Highlights of the Covid-19 Situation in West Africa for the Week Ending March 20, 2022

- **As of Sunday, March 20, 2022, the number of total cases in the West Africa region reached 834,810.** Total number of Covid-19 tests conducted and tests per 1 million people, in the region, stand at 13,924,918 and 35,057 respectively. The region reported 897 new cases during the week, which is 30.8% lower compared to the new cases reported in the preceding week. The total number of deaths reported reached 10,990, of which 6 were new deaths during the week. The number of total recovered cases reached 817,282, of which 0.4% were newly recovered cases during the week. The total number of active cases stands at 6,538, indicating a decline of 2,647 cases in the week. The weekly decline in the number of active cases in the region is mainly attributable to Guinea.
- **Nigeria accounted for 30.6% of the total cases reported in the region since the start of the pandemic, while Benin accounted for 42.0% of the new cases in the region during the week.** The lowest number of total cases in the region, since the start of the pandemic, was recorded in Liberia at 7,397 of which 77.7% are reported to have recovered.
- **The average case fatality rate (CFR) based on cumulative total cases and deaths as of March 20, 2022, for the region, stands at 1.3%. The highest CFR in the region was reported in Liberia at 4.0% and the lowest in Benin at 0.6%.**

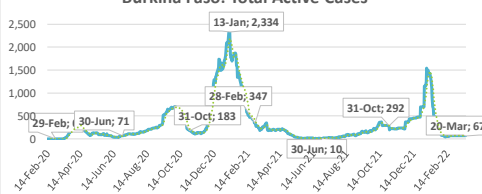
Summary of COVID-19 tracking in West Africa: Situation for the week ending 20 March 2022

	Date of first case	Cases				Deaths				Recovered				Active				Test	
		Total cases	New cases for the week of	New cases for the week of	Weekly change	Total deaths	New deaths for the week of	New deaths for the week of	Weekly change from Previous week	Total Recovered	New recovered for the week of	New recovered for the week of	Weekly change from Previous week	Active cases	New active for the week of	New active for the week of	Weekly change from Previous week	Total tests	Tests Per million People
		20 Mar.	13 Mar.	13 Mar.		20 Mar.	13 Mar.	13 Mar.		20 Mar.	13 Mar.	13 Mar.		20 Mar.	13 Mar.	13 Mar.			
West Africa	28-Feb-20	834,810	897	1,297	-400	10,990	6	10	-4	817,282	3,538	1,982	1,556	6,538	-2,647	-8,760	6,113	13,924,918	35,057
Benin	16-Mar-20	26,952	377	0	377	163	0	0	0	25,506	0	0	0	1,283	377	478	-101	604,310	49,847
Burkina Faso	9-Mar-20	20,813	62	0	62	379	4	0	4	20,367	58	0	58	67	0	-300	300	324,773	15,537
Cabo Verde	20-Mar-20	55,925	19	11	8	401	0	0	0	55,457	11	16	-5	67	8	-348	356	468,235	842,169
Côte d'Ivoire	11-Mar-20	81,655	58	41	17	796	0	1	-1	80,805	88	334	-246	54	-30	-531	501	1,455,273	55,169
Gambia, The	18-Mar-20	11,978	5	25	-20	365	0	0	0	11,596	5	23	-18	17	0	8	-8	155,686	64,422
Ghana	12-Mar-20	160,819	103	688	-585	1,445	0	3	-3	159,307	195	1,113	-918	67	-92	-1,941	1,849	2,387,305	76,829
Guinea	13-Mar-20	36,435	8	28	-20	440	0	0	0	35,950	2,950	61	2,889	45	-2,942	2,066	-5,008	664,845	50,625
Guinea-Bissau	27-Mar-20	8,113	45	35	-10	169	1	1	0	7,095	28	49	-21	849	16	255	-239	127,492	64,782
Liberia	16-Mar-20	7,397	5	8	-3	294	0	0	0	5,747	0	0	0	1,356	5	1,284	-1,279	139,824	27,646
Mali	25-Mar-20	30,453	33	22	-11	727	1	1	0	29,598	25	27	-2	128	7	-457	464	640,225	31,615
Niger	20-Mar-20	8,788	7	15	-8	308	0	1	-1	8,465	4	12	-8	15	3	-98	101	235,282	9,720
Nigeria	28-Feb-20	255,103	114	349	-235	3,142	0	0	0	249,460	88	187	-99	2,501	26	7,005	7,031	4,589,725	22,265
Senegal	2-Mar-20	85,827	30	40	-10	1,964	0	3	-3	83,827	46	62	-16	36	-16	52	-68	1,032,292	61,652
Sierra Leone	31-Mar-20	7,674	7	2	-5	125	0	0	0	7,549	7	2	5	0	0	-1,882	1,882	390,698	48,978
Togo	6-Mar-20	36,878	24	33	-9	272	0	0	0	36,553	33	96	-63	53	-9	-341	332	708,953	85,636

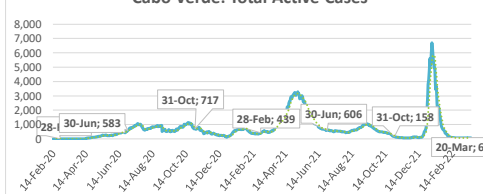
Benin: Total Active Cases



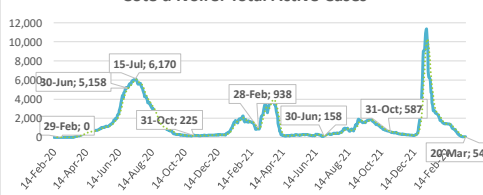
Burkina Faso: Total Active Cases



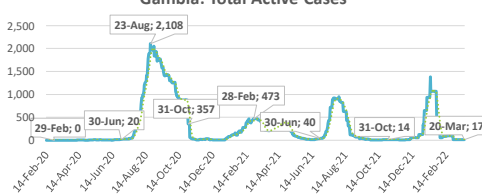
Cabo Verde: Total Active Cases



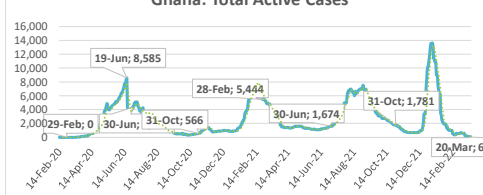
Côte d'Ivoire: Total Active Cases



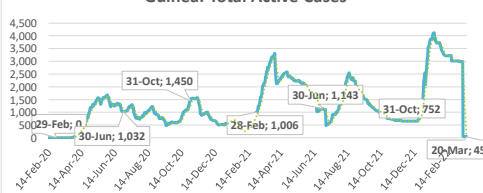
Gambia: Total Active Cases



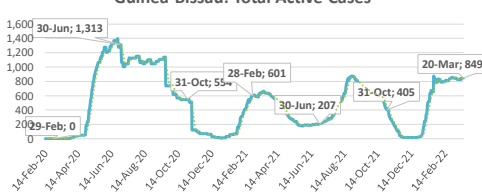
Ghana: Total Active Cases



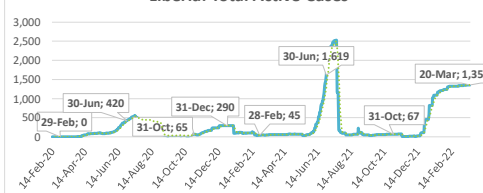
Guinea: Total Active Cases



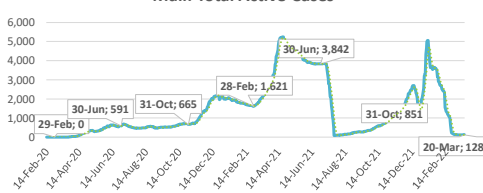
Guinea-Bissau: Total Active Cases



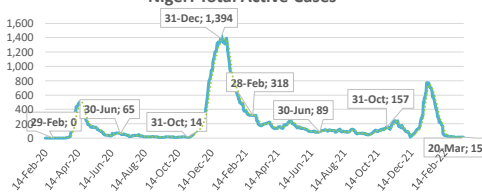
Liberia: Total Active Cases



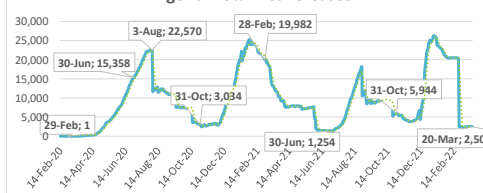
Mali: Total Active Cases



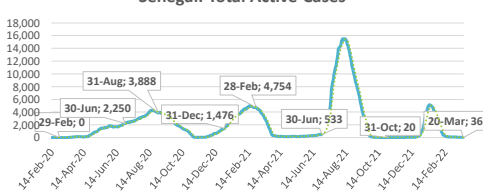
Niger: Total Active Cases



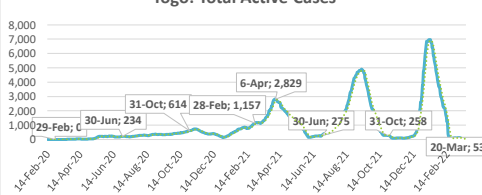
Nigeria: Total Active Cases



Senegal: Total Active Cases



Togo: Total Active Cases



.....: 7-day moving average