



AFRICAN DEVELOPMENT BANK GROUP

Weekly Data Flash on Covid-19 in Africa¹:

The situation as of Sunday, March 27, 2022

Statistics Department (ECST)

¹ This briefing note has been prepared by Roza Mamuye Bora, Senior Statistician; Anouar Chaouch, Statistician; Soumaila Karambiri, Statistical Assistant; Regis Hauhouot Stephane, Statistical Assistant and Desire Lakpa Guy, Statistical Assistant; and Robert Maate, Chief Statistician under the supervision of Louis Kouakou, Division Manager ECST.1

Contents

	Page
Highlights of the Covid-19 Situation in Africa as of March 27, 2022	1
Data Annexes: Africa	4
Highlights of the Covid-19 Situation in Central Africa as of March 27, 2022	6
Data Annexes: Central Africa	8
Highlights of the Covid-19 Situation in East Africa as of March 27, 2022	9
Data Annexes: East Africa	11
Highlights of the Covid-19 Situation in North Africa as of March 27, 2022	12
Data Annexes: North Africa	14
Highlights of the Covid-19 Situation in Southern Africa as of March 27, 2022	15
Data Annexes: Southern Africa	17
Highlights of the Covid-19 Situation in West Africa as of March 27, 2022	18
Data Annexes: West Africa	20

Highlights of the Covid-19 Situation in Africa for the Week Ending March 27, 2022

Vaccinations: Status Update

- In the week ending March 27, 2022, over 79.1 million new Covid-19 vaccinations were administered globally, leading to an accumulated total of nearly 11.2 billion since the start of the program. In terms of the geographical distribution, China accounts for 29.0% of the total number of Covid-19 vaccinations administered to date, followed by India at 16.4% and USA at 5.0%.
- The number of African countries with updated data on Covid-19 vaccinations stands at 51, however only six countries released new data for this week. As of March 27, 2022, a total of 436,413,185¹ vaccinations had been administered in Africa, which represents 3.9% of total global vaccinations. Egypt accounts for 17.3% of the vaccinations carried out in Africa to date, followed by Morocco (12.4%) and South Africa (7.6%). As of March 27, 2022, 14.9% of Africa's population has completed² vaccination and 20.2% have received at least one dose of vaccine.

Covid-19 Testing in Africa

- As of Sunday, March 27, 2022, nearly 102.3 million tests for Covid-19 had been administered in Africa. Nine countries collectively account for 65.3% of the tests conducted in Africa as of March 27, 2022, namely, South Africa (23.2%), Morocco (11.0%), Egypt (5.9%), Rwanda (5.0%), Nigeria (4.6%), Ethiopia (4.5%), Tunisia (4.4%), Kenya (3.4%) and Zambia (3.3%).
- The average number of tests per 1 million people in Africa as of March 27, 2022, stands at 76,402. Botswana continues to lead on this indicator with 943,801 tests per 1 million people, followed by Cabo Verde (845,865), Gabon (713,392), Eswatini (430,635) and South Africa (400,352).

Confirmed, New and Active Global Covid-19 Cases

- Globally, the total number of confirmed Covid-19 cases since the start of the pandemic reached 480,895,695, of which 86.4% have recovered. The majority cases (36.4%) occurred in Europe, followed by Asia (28.5%), North America (20.0%), South America (11.6%) and Africa (2.4%).
- The number of new cases reported globally in the review week amounted to 10,249,753, indicating a 19.3% decline compared to the new cases recorded in the preceding week.

¹ The total vaccination figures indicate the total number of vaccines administered including both vaccinations completed and at least one dose.

² Completed vaccination refers to population that has taken the minimum required doses of vaccination depending on the type of vaccine.

- **The number of global deaths due to Covid-19 reached 6,123,410, of which 45,925 were recorded in the week ending March 27, 2022.** This was 37.7% higher than the number of deaths recorded in the previous week. The number of global active cases increased by 1,377,927 cases in the week under review making a total of 59,386,385 as of March 27, 2022.
- **Africa makes 2.4% of the total global cases, 4.1% of deaths, 2.6% of recovered cases and 0.8% of active cases as of March 27, 2022, as detailed below.**

Confirmed, New and Active Covid-19 Cases in Africa

- **As of March 27, 2022, the total number of confirmed cases in Africa reached 11,327,642³,** 65.1% of which were in six countries, namely South Africa (32.8%), Morocco (10.3%), Tunisia (9.1%), Libya (4.4%), Egypt (4.4%) and Ethiopia (4.1%). The five countries with the lowest total number of reported cases were São Tomé & Príncipe, Chad, Liberia, Sierra Leone and Comoros with cases ranging between 5,945 in São Tomé & Príncipe and 8,081 in Comoros. These five countries collectively account for 0.3% of the confirmed cases in Africa. Considering population size, Seychelles, Botswana, Cabo Verde, Tunisia and Libya are the five countries with the highest number of confirmed cases per million people with rates ranging from 402,320 in Seychelles to 71,315 in Libya.
- **In the week under review, a total of 19,286 new cases were reported in Africa,** which is 14.2% lower than the new cases recorded the previous week. These new cases in Africa account for 0.2% of the weekly new cases recorded globally. The Southern Africa region accounted for 63.8% of the weekly new cases in Africa, followed by North Africa (26.0%), East Africa (5.7%), West Africa (3.0%) and Central Africa (1.5%).
- **The total number of active cases in Africa declined by 16,958 cases to a total of 468,392 in the week under review.** Currently, five countries collectively account for 64.9% of the active cases in Africa, namely Rwanda (17.7%), Algeria (17.2%), Uganda (12.8%), Egypt (9.9%) and the Democratic Republic of Congo (7.3%).
- **From a regional perspective, all regions except Central and West Africa recorded declines in active cases during the week.**

Deaths and the Case Fatality Rates in Africa

- **As of March 27, 2022, a total of 251,550 deaths had been reported in Africa since the start of the pandemic,** of which 50.6% were in Southern Africa, 32.9% in North Africa, 10.3% in East Africa, 4.4% in West Africa and 1.8% in Central Africa. The five countries with the highest number of reported deaths due to Covid-19 since the start of the pandemic are South Africa, Tunisia, Egypt, Morocco and Ethiopia, ranging between 99,966 in South Africa and 7,492 in

³ Cameroon, Central African Republic, Benin and Sierra Leone have not released new data for this week. Botswana, Egypt and Somalia have not released new data for the last two weeks. Liberia has not been releasing new data for more than 5 weeks.

Ethiopia. A total of 299 new deaths were reported in Africa in the week under review, which is a decline of 15.1% compared to the preceding week.

- **The case fatality rate (CFR), i.e. deaths per confirmed cases for Africa, stands at 2.2%, which is higher than the global CFR rate of 1.3%.** Regionally, West Africa has the lowest CFR at 1.3%, followed by Central Africa at 1.4%, East Africa at 1.9%, Southern Africa and North Africa at 2.4%. As of March 27, 2022, sixteen African countries recorded CFRs higher than the African average with the highest in Sudan at 7.9%, followed by Somalia (5.1%), Egypt (4.9%), Liberia (4.0%), Niger (3.5%), Malawi (3.1%), The Gambia (3.0%), Mauritius (2.7%), Tunisia (2.7%), South Africa (2.7%), Chad (2.6%), Algeria (2.6%), Namibia (2.5%), Mali (2.4%), Tanzania (2.4%) and Senegal (2.3%).

Recovery Rates in Africa

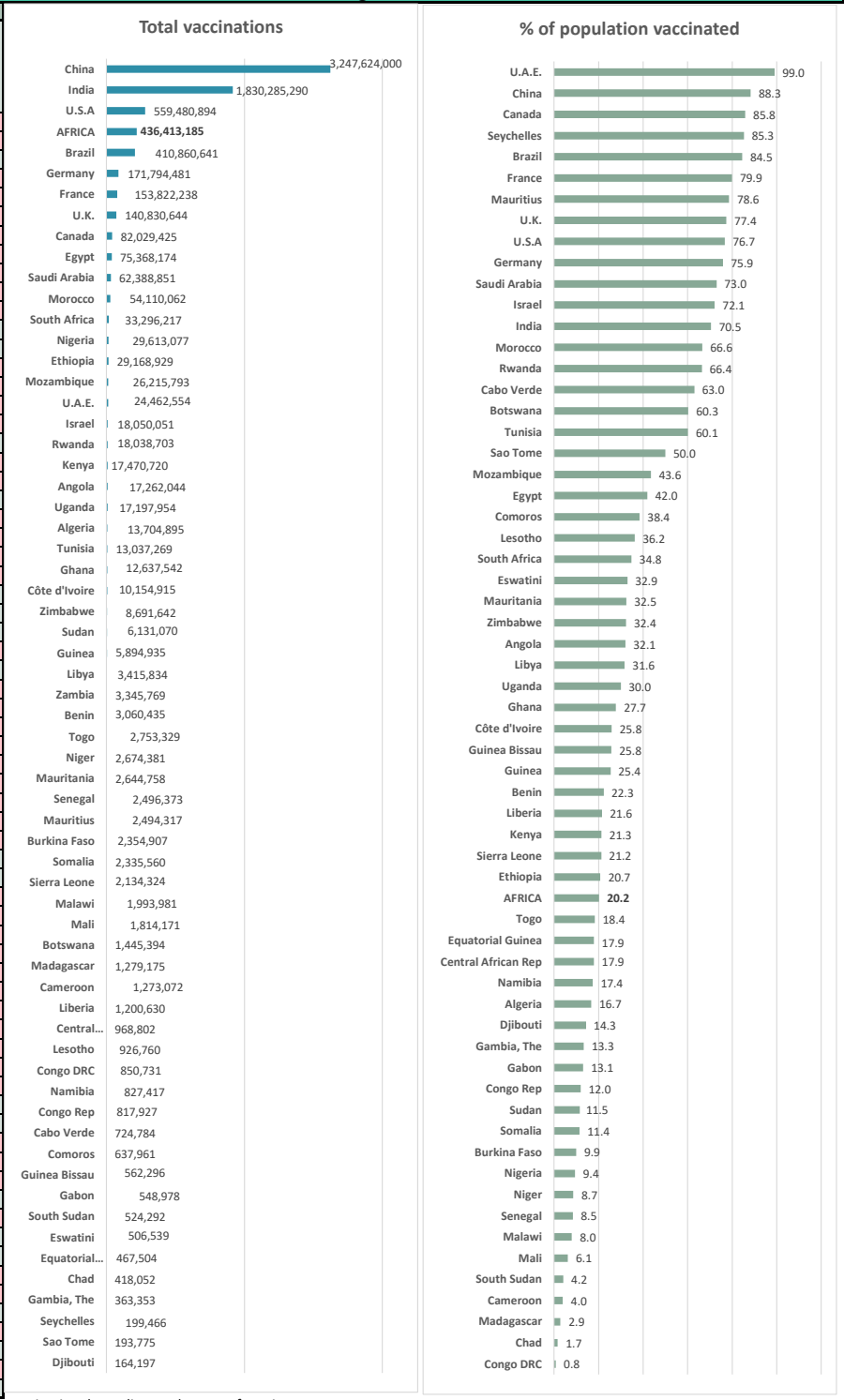
- **As of March 27, 2022, the number of recovered cases in Africa reached 10,517,715, representing 92.8% of its total confirmed cases⁴.** Regionally, the recovery rates stand at 97.9% for West Africa, 96.9% for Southern Africa, 93.3% for North Africa, 83.4% for Central Africa and 74.6% for East Africa. In the week under review, a total of 35,820 newly recovered cases were reported in Africa.

⁴ Burundi has not been publishing new data on recovered cases and deaths since 6 January 21. Tanzania is not currently reporting on recovered cases. Additionally, Liberia, Benin, Rwanda, Sudan, Tanzania, Somalia, Cameroon, CAR, Chad and DRC have not reported recovered cases for more than three weeks.

Status of Vaccinations Administered in Africa and Selected Global Countries for the Week Ending 27 March 2022

	Vaccinations					
	Total	% of population	% of population	New	New	Weekly
	vaccinations	vaccinated (at least one dose)	vaccinated completed (2 doses)*	vaccinations for the week of 27 Mar.	vaccinations for the week of 20 Mar.	
World	11,190,846,380	45.6	41.5	79,119,982	114,656,462	-35,536,480
AFRICA	436,413,185	20.2	14.9	1,066,307	16,482,326	-15,416,019
Algeria	13,704,895	16.7	13.7	0	0	0
Angola	17,262,044	32.1	16.8	0	628,877	-628,877
Benin	3,060,435	22.3	17.8	0	271,815	-271,815
Botswana	1,445,394	60.3	52.7	0	6,666	-6,666
Burkina Faso	2,354,907	9.9	5.5	0	24,855	-24,855
Cabo Verde	724,784	63.0	54.4	0	13,461	-13,461
Cameroon	1,273,072	4.0	3.0	0	498	-498
Central African Rep	968,802	17.9	16.8	0	68,504	-68,504
Chad	418,052	1.7	0.9	0	5,743	-5,743
Comoros	637,961	38.4	33.4	0	0	0
Congo DRC	850,731	0.8	0.5	0	0	0
Congo Rep	817,927	12.0	11.3	0	5,166	-5,166
Côte d'Ivoire	10,154,915	25.8	15.6	0	184,046	-184,046
Djibouti	164,197	14.3	10.4	0	3,455	-3,455
Egypt	75,368,174	42.0	30.0	0	4,006,544	-4,006,544
Equatorial Guinea	467,504	17.9	14.3	0	0	0
Eswatini	506,539	32.9	28.7	0	15,640	-15,640
Ethiopia	29,168,929	20.7	17.7	0	1,909,434	-1,909,434
Gabon	548,978	13.1	11.0	3,336	0	3,336
Gambia, The	363,353	13.3	12.8	0	1,274	-1,274
Ghana	12,637,542	27.7	15.3	0	125,845	-125,845
Guinea	5,894,935	25.4	18.3	0	397,546	-397,546
Guinea Bissau	562,296	25.8	16.9	0	3,945	-3,945
Kenya	17,470,720	21.3	14.7	192,168	172,890	19,278
Lesotho	926,760	36.2	33.7	0	0	0
Liberia	1,200,630	21.6	20.9	0	0	0
Libya	3,415,834	31.6	16.2	23,671	26,619	-2,948
Madagascar	1,279,175	2.9	2.7	0	0	0
Malawi	1,993,981	8.0	4.4	0	44,993	-44,993
Mali	1,814,171	6.1	4.5	0	78,813	-78,813
Mauritania	2,644,758	32.5	22.1	0	27,316	-27,316
Mauritius	2,494,317	78.6	75.7	0	140,750	-140,750
Morocco	54,110,062	66.6	62.5	0	215,105	-215,105
Mozambique	26,215,793	43.6	39.9	0	2,651,935	-2,651,935
Namibia	827,417	17.4	14.6	0	12,954	-12,954
Niger	2,674,381	8.7	6.1	0	834,326	-834,326
Nigeria	29,613,077	9.4	4.3	0	2,029,807	-2,029,807
Rwanda	18,038,703	66.4	58.8	0	0	0
Sao Tome	193,775	50.0	34.9	0	0	0
Senegal	2,496,373	8.5	6.0	0	2,389	-2,389
Seychelles	199,466	85.3	81.0	0	1,346	-1,346
Sierra Leone	2,134,324	21.2	13.7	0	274,753	-274,753
Somalia	2,335,560	11.4	7.7	0	497,212	-497,212
South Africa	33,296,217	34.8	29.6	281,836	466,039	-184,203
South Sudan	524,292	4.2	3.8	0	5,864	-5,864
Sudan	6,131,070	11.5	6.1	0	420,036	-420,036
Togo	2,753,329	18.4	13.6	0	18,782	-18,782
Tunisia	13,037,269	60.1	53.1	0	13,467	-13,467
Uganda	17,197,954	30.0	17.0	0	525,011	-525,011
Zambia	3,345,769	...	11.4	78,240	135,686	-57,446
Zimbabwe	8,691,642	32.4	23.1	487,056	212,919	274,137
Americas						
Brazil	410,860,641	84.5	74.7	3,586,179	4,916,838	-1,330,659
Canada	82,029,425	85.8	81.8	171,645	203,261	-31,616
U.S.A	559,480,894	76.7	65.3	1,069,958	1,588,802	-518,844
Asia						
China	3,247,624,000	88.3	85.9	24,756,000	33,442,000	-8,686,000
India	1,830,285,290	70.5	59.3	18,710,096	10,736,154	7,973,942
Europe						
France	153,822,238	79.9	77.6	0	808,726	-808,726
Germany	171,794,481	75.9	75.2	362,511	454,678	-92,167
Israel	18,050,051	72.1	66.0	14,835	7,317	7,518
U.K.	140,830,644	77.4	72.4	238,767	276,738	-37,971
Middle East						
Saudi Arabia	62,388,851	73.0	67.8	3,947	510,227	-506,280
U.A.E.	24,462,554	99.0	96.0	80,560	61,302	19,258

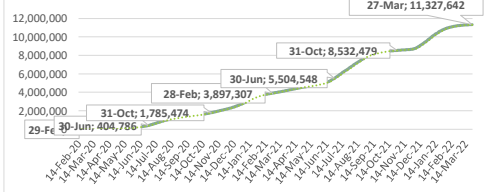
*: % of population vaccinated completed: Indicates the population that has taken the minimum required doses to complete vaccination depending on the type of vaccine



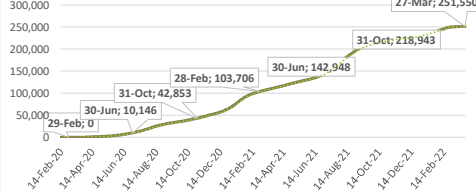
Summary of COVID-19 tracking in Africa: Situation for the week ending 27 March 2022

	Date of first case	Cases				Deaths				Recovered				Active				Test	
		Total cases	New cases for the week of	New cases for the week of	Weekly change from Previous week	Total deaths	New deaths for the week of	New deaths for the week of	Weekly change from Previous week	Total Recovered	New recovered for the week of	New recovered for the week of	Weekly change from Previous week	Active cases	New active for the week of	New active for the week of	Weekly change from Previous week	Total tests	Tests Per million People
			27 Mar.	20 Mar.			27 Mar.	20 Mar.			27 Mar.	20 Mar.			27 Mar.	20 Mar.			
World	31-Dec-19	480,895,695	10,249,753	12,697,494	-2,447,741	6,123,410	45,925	33,341	12,584	415,385,900	8,825,901	10,844,221	-2,018,320	59,386,385	1,377,927	39,771,728	-38,393,801	6,049,981,018	776,156
Africa	14-Feb-20	11,327,642	19,286	22,475	-3,189	251,550	299	352	-53	10,517,715	35,820	35,199	621	468,392	-16,958	91,491	-108,449	102,288,982	76,402
Central Africa	6-Mar-20	315,735	286	726	-440	4,435	1	6	-5	263,348	129	214	-85	47,952	156	12,450	-12,294	6,047,744	41,279
East Africa	13-Mar-20	1,337,705	1,107	1,067	40	26,032	16	29	-13	998,434	13,781	517	13,264	223,254	-12,815	115,648	-128,463	19,342,557	51,513
North Africa	14-Feb-20	3,523,384	5,009	6,012	-1,003	82,842	138	129	9	3,288,844	6,011	10,364	-4,353	151,698	-1,140	-21,451	20,311	25,227,692	122,206
Southern Africa	5-Mar-20	5,315,442	12,313	13,778	-1,465	127,248	141	182	-41	5,149,376	15,463	20,571	-5,108	38,818	-3,291	-5,701	2,410	37,545,189	176,116
West Africa	28-Feb-20	835,376	571	892	-321	10,993	3	6	-3	817,713	436	3,533	-3,097	6,670	132	-9,455	9,587	14,125,800	35,563

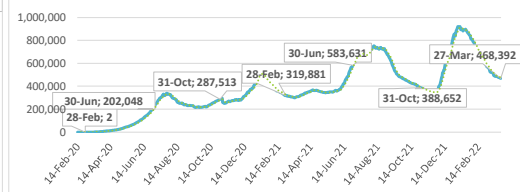
Africa: Total Cases



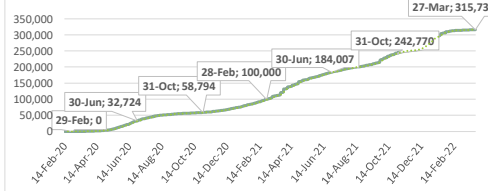
Africa: Total Deaths



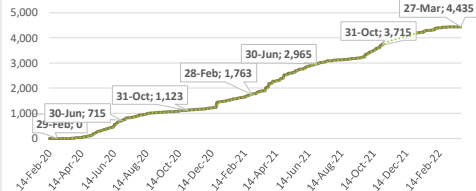
Africa: Total Active Cases



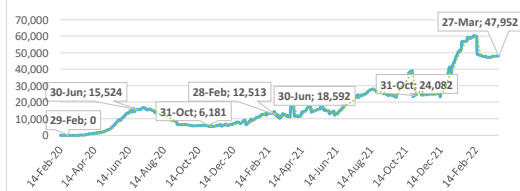
Central Africa: Total Cases



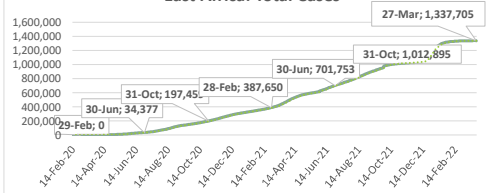
Central Africa: Total Deaths



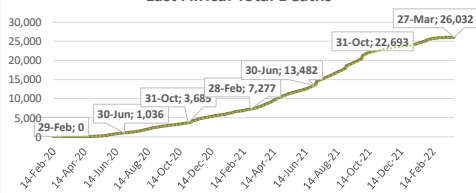
Central Africa: Total Active Cases



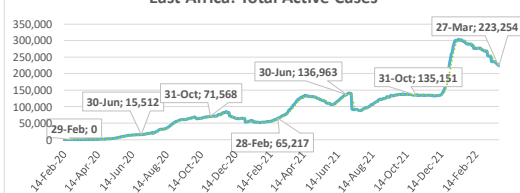
East Africa: Total Cases



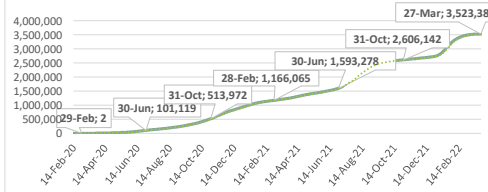
East Africa: Total Deaths



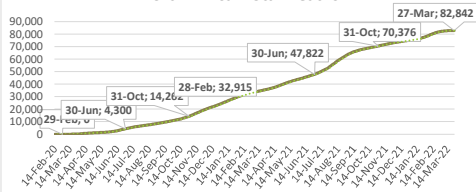
East Africa: Total Active Cases



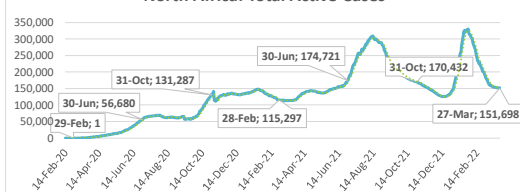
North Africa: Total Cases



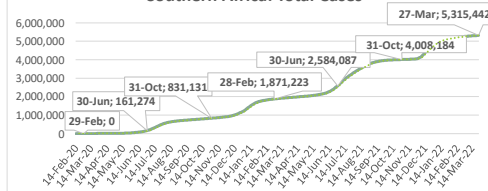
North Africa: Total Deaths



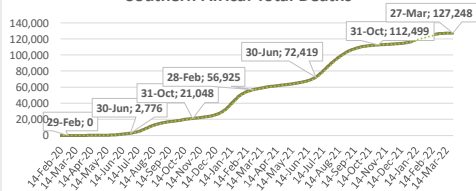
North Africa: Total Active Cases



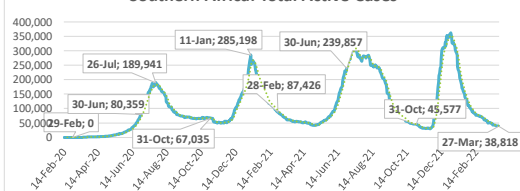
Southern Africa: Total Cases



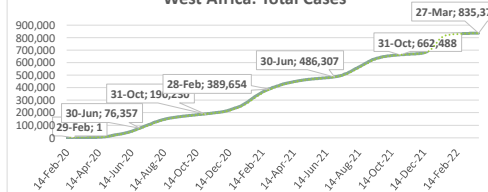
Southern Africa: Total Deaths



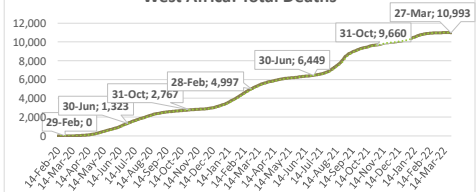
Southern Africa: Total Active Cases



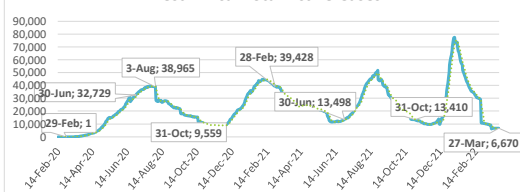
West Africa: Total Cases



West Africa: Total Deaths



West Africa: Total Active Cases



..... 7-day moving average

Central Africa

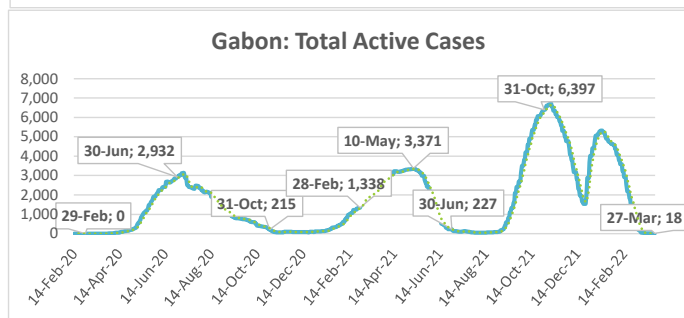
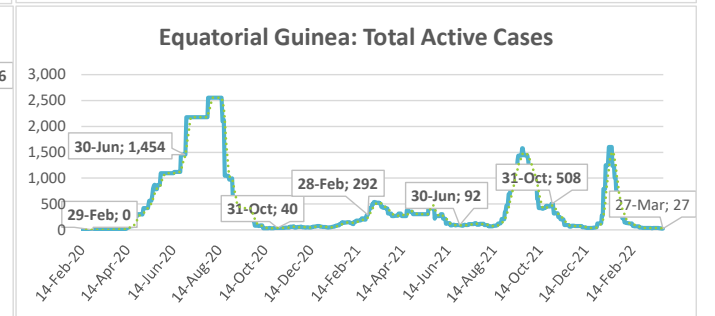
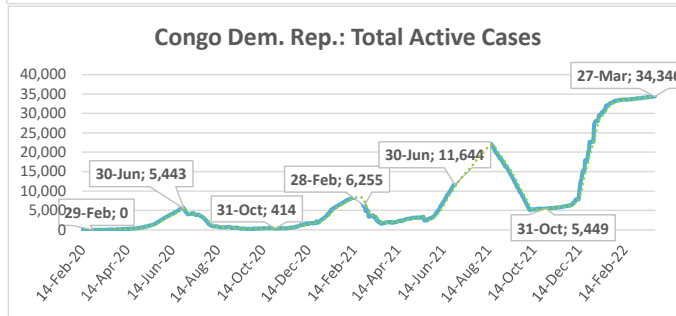
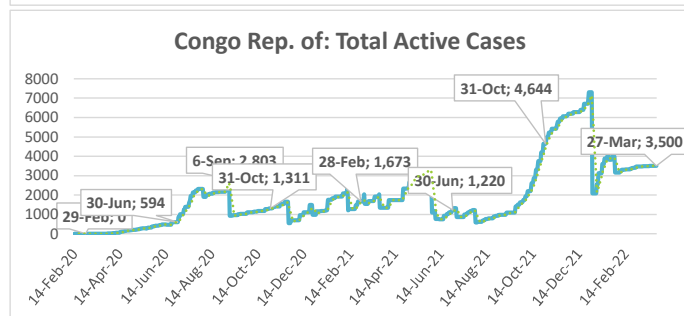
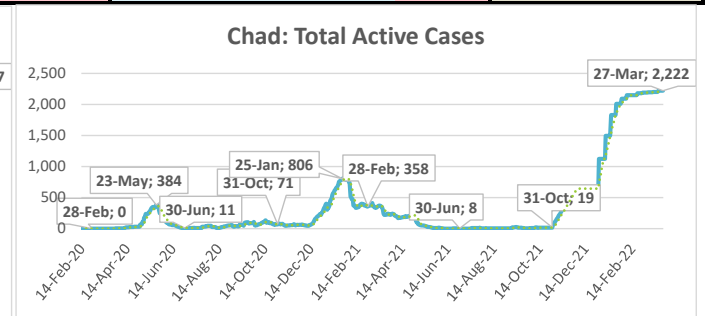
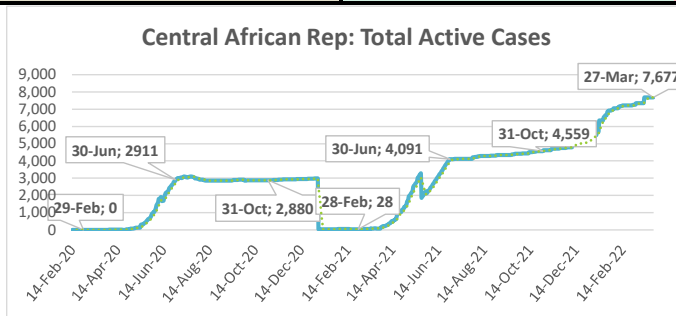
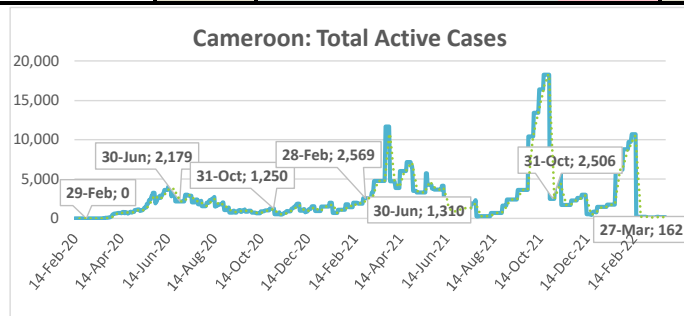
Highlights of the Covid-19 Situation in Central Africa for the Week Ending March 27, 2022

- **As of Sunday, March 27, 2022, the number of reported total cases in the Central Africa region reached 315,735.** Total number of Covid-19 tests conducted and tests per 1 million people, in the region, stand at 6,047,744 and 41,279 respectively. The region reported 286 new cases during the week, which was a 60.6¹ percent decline compared to the preceding week. The total number of deaths reported since the start of the pandemic reached 4,435, of which 1 is new death during the week. The number of total recovered cases reached 263,348, of which 0.05% were newly recovered cases recorded during the week. The total number of active cases stands at 47,952, indicating an increase of 156 cases during the week. The weekly increase in the number of active cases in the region is mainly attributable to the Democratic Republic of Congo (DRC).
- **Cameroon accounted for 37.9% of the total cases reported in the region since the start of the pandemic, while the Democratic Republic of Congo accounted for 52.4% of the new cases reported during the week.** The lowest number of total cases in the region, since the start of the pandemic, was recorded in Chad at 7,286 of which 66.9% are reported to have recovered.
- **The average case fatality rate (CFR) based on cumulative total cases and deaths as of March 27, 2022, for the region, stands at 1.4%. The highest CFR in the region was reported in Chad at 2.6% and the lowest in Gabon at 0.6%.**

¹ The change could be partly explained by Cameroon and Central African Republic not releasing new data for this week.

Summary of COVID-19 tracking in Central Africa: Situation for the week ending 27 March 2022

	Date of first case	Cases				Deaths				Recovered				Active				Test	
		Total cases	New cases for the week of	New cases for the week of	Weekly change	Total deaths	New deaths for the week of	New deaths for the week of	Weekly change from Previous week	Total Recovered	New recovered for the week of	New recovered for the week of	Weekly change from Previous week	Active cases	New active for the week of	New active for the week of	Weekly change from Previous week	Total tests	Tests Per million People
			27 Mar.	20 Mar.			27 Mar.	20 Mar.			27 Mar.	20 Mar.			27 Mar.	20 Mar.			
Central Africa	6-Mar-20	315,735	286	726	-440	4,435	1	6	-5	263,348	129	214	-85	47,952	156	12,450	-12,294	6,047,744	41,279
Cameroon	6-Mar-20	119,544	0	222	-222	1,927	0	1	-1	117,455	0	192	-192	162	0	-16,286	16,286	2,524,670	95,106
Central African Rep.	15-Mar-20	14,649	0	329	-329	113	0	0	0	6,859	0	0	0	7,677	0	2,838	-2,838	87,537	18,124
Chad	19-Mar-20	7,286	19	9	10	190	0	0	0	4,874	0	0	0	2,222	19	2,175	-2,156	206,951	12,599
Congo Rep. of	15-Mar-20	24,062	3	10	-7	384	1	5	-4	20,178	0	0	0	3,500	2	622	-620	366,866	66,484
Congo Dem. Rep.	10-Mar-20	86,611	150	146	4	1,335	0	0	0	50,930	0	0	0	34,346	150	28,800	-28,650	973,332	10,868
Equatorial Guinea	14-Mar-20	15,999	100	4	96	183	0	0	0	15,789	110	2	108	27	-10	-386	376	300,567	214,234
Gabon	12-Mar-20	47,584	14	6	8	303	0	0	0	47,263	19	20	-1	18	-5	-5,313	5,308	1,587,821	713,392



.....: 7-day moving average

East Africa

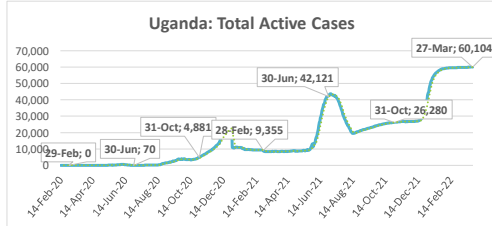
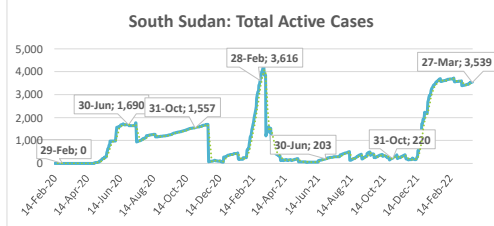
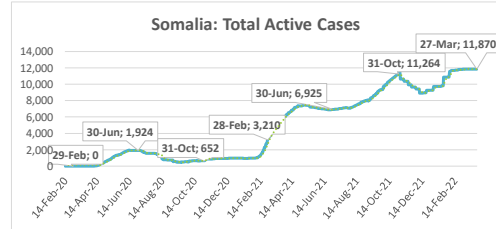
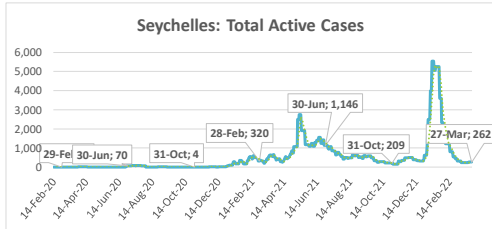
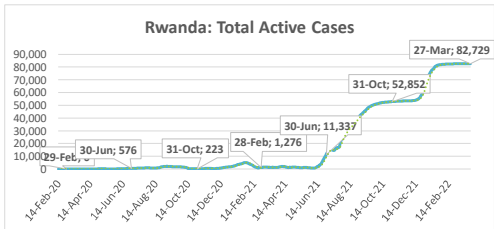
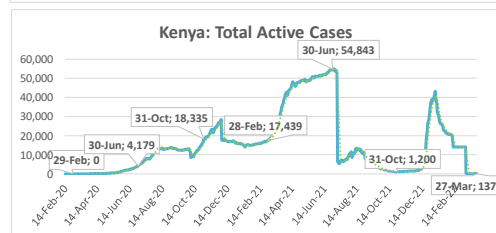
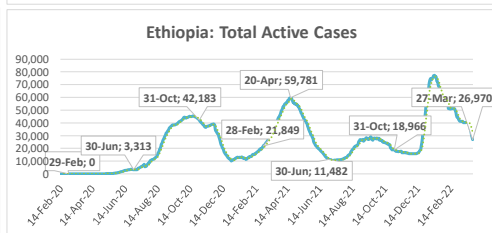
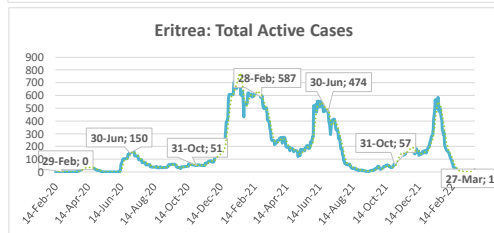
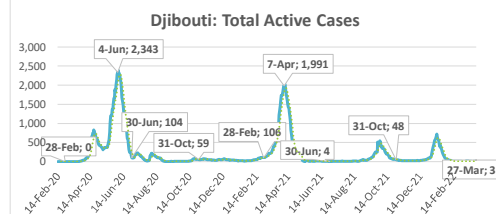
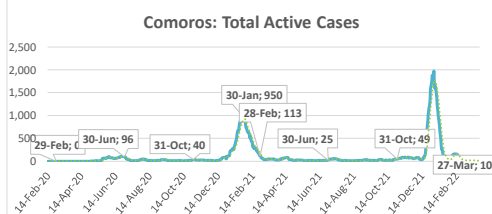
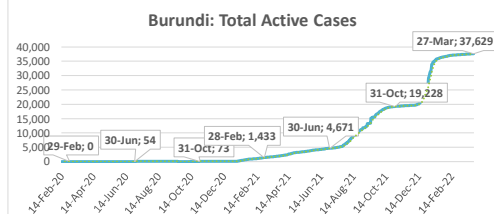
Highlights of the Covid-19 Situation in East Africa for the Week Ending March 27, 2022

- **As of Sunday, March 27, 2022, the number of total cases in the East Africa region reached 1,337,705.** Total number of Covid-19 tests conducted and tests per 1 million people, in the region, stand at 19,342,557 and 51,513 respectively. The region reported 1,107 new cases in the week, which is a 3.7% increase compared to the preceding week. The total number of deaths reported reached 26,032, of which 16 were new deaths during the week. The number of total recovered cases reached 998,434¹, of which 1.4% were newly recovered cases during the week. The total number of active cases stands at 223,254, indicating a decline of 12,815 cases in the week. The weekly decline in the number of active cases in the region is mainly attributable to Ethiopia.
- **Ethiopia accounted for 35.1% of the total cases reported in the region since the start of the pandemic, While Seychelles accounted for 22.3% of the new cases reported in the region during the week.** The lowest number of total cases in the region, since the start of the pandemic, was recorded in Comoros at 8,081 of which 97.9% are reported to have recovered.
- **The average case fatality rate (CFR) based on cumulative total cases and deaths as of March 27, 2022, for the region, stands at 1.9%. The highest CFR in the region was reported in Sudan at 7.9% and the lowest in Seychelles at 0.4%.**

¹ Burundi has not been publishing new data on recovered cases and deaths since 6 January 21, hence is excluded from CFR comparison. Sudan and Tanzania are not releasing data on recovered cases.

Summary of COVID-19 tracking in East Africa: Situation for the week ending 27 March 2022

	Date of first case	Cases				Deaths				Recovered				Active				Test	
		Total cases	New cases for the week of	New cases for the week of	Weekly change	Total deaths	New deaths for the week of	New deaths for the week of	Weekly change from Previous week	Total Recovered	New recovered for the week of	New recovered for the week of	Weekly change from Previous week	Active cases	New active for the week of	New active for the week of	Weekly change from Previous week	Total tests	Tests Per million People
		27 Mar.	20 Mar.	20 Mar.		27 Mar.	20 Mar.	20 Mar.		27 Mar.	20 Mar.	20 Mar.		27 Mar.	20 Mar.	20 Mar.			
East Africa	13-Mar-20	1,337,705	1,107	1,067	40	26,032	16	29	-13	998,434	13,781	517	13,264	223,254	-12,815	115,648	-128,463	19,342,557	51,513
Burundi	31-Mar-20	38,440	123	56	67	38	0	0	0	773	0	0	0	37,629	123	18,603	-18,478	1,454,420	122,315
Comoros	2-May-20	8,081	5	13	-8	160	0	0	0	7,911	14	11	3	10	-9	-6	-3	6,227	7,161
Djibouti	18-Mar-20	15,580	7	8	-1	189	0	0	0	15,388	7	19	-12	3	0	-142	142	296,053	299,649
Eritrea	21-Mar-20	9,724	1	2	-1	103	0	0	0	9,620	1	3	-2	1	0	-50	50	23,693	6,681
Ethiopia	13-Mar-20	469,621	166	271	-105	7,492	3	3	0	435,159	13,521	166	13,355	26,970	-13,358	16,158	-29,516	4,637,343	40,337
Kenya	13-Mar-20	323,374	93	98	-5	5,647	0	2	-2	317,590	9	90	-83	137	84	-1,509	1,593	3,499,532	65,082
Rwanda	14-Mar-20	129,709	62	46	16	1,458	0	0	0	45,522	0	0	0	82,729	62	30,295	-30,233	5,081,757	392,346
Seychelles	15-Mar-20	40,044	247	192	55	163	0	0	0	39,619	216	191	25	262	31	-54	85	21,504	218,654
Somalia	16-Mar-20	26,400	0	0	0	1,348	0	0	0	13,182	0	0	0	11,870	0	1,338	-1,338	400,466	25,197
South Sudan	5-Apr-20	17,184	91	32	59	138	0	0	0	13,507	0	4	-4	3,539	91	3,092	-3,001	356,226	31,824
Sudan	13-Mar-20	61,889	114	120	-6	4,901	13	23	-10	0	0	13,753	-13,753	562,941	12,838
Tanzania	16-Mar-20	33,797	24	47	-23	800	0	0	0	455,776	7,630
Uganda	21-Mar-20	163,862	174	182	-8	3,595	0	1	-1	100,163	13	33	-20	60,104	161	34,172	-34,011	2,546,619	55,675



.....: 7-day moving average

North Africa

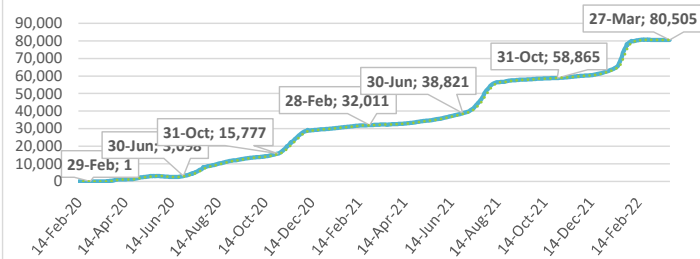
Highlights of the Covid-19 Situation in North Africa for the Week Ending March 27, 2022

- **As of Sunday, March 27, 2022, the number of total cases in the North Africa region reached 3,523,384.** Total number of Covid-19 tests conducted and tests per 1 million people, in the region, stand at 25,227,692 and 122,206 respectively. The region reported 5,009 new cases in the week, which is a 16.7% decline compared to the preceding week. The total number of deaths reported reached 82,842, of which 138 were new deaths during the week. The number of total recovered cases reached 3,288,844, of which 0.2% were newly recovered cases during the week. The total number of active cases stands at 151,698, indicating a decline of 1,140 cases during the week. The weekly decline in the number of active cases in the region is attributable to Libya.
- **Morocco accounted for 33.0% of the total cases reported in the region since the start of the pandemic, while Tunisia accounted for 79.2% of the new cases in the region during the week.** The lowest number of total cases in the region, since the start of the pandemic, was recorded in Mauritania at 58,666 of which 98.3% are reported to have recovered.
- **The average case fatality rate (CFR) based on cumulative total cases and deaths as of March 27, 2022, for the region, stands at 2.4%. The highest CFR in the region was recorded in Egypt at 4.9% and the lowest in Libya at 1.3%.**

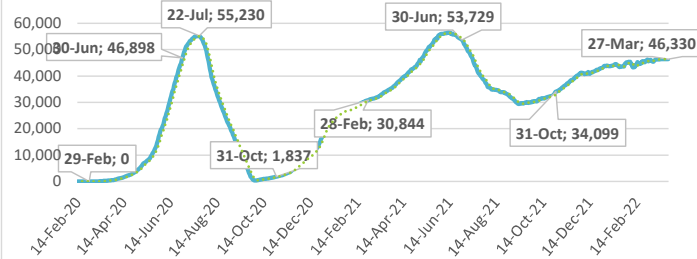
Summary of COVID-19 tracking in North Africa: Situation for the week ending 27 March 2022

	Date of first case	Cases				Deaths				Recovered				Active				Test	
		Total cases	New cases for the week of	New cases for the week of	Weekly change	Total deaths	New deaths for the week of	New deaths for the week of	Weekly change from Previous week	Total Recovered	New recovered for the week of	New recovered for the week of	Weekly change from Previous week	Active cases	New active for the week of	New active for the week of	Weekly change from Previous week	Total tests	Tests Per million People
			27 Mar.	20 Mar.			27 Mar.	20 Mar.			27 Mar.	20 Mar.			27 Mar.	20 Mar.			
North Africa	14-Feb-20	3,523,384	5,009	6,012	-1,003	82,842	138	129	9	3,288,844	6,011	10,364	-4,353	151,698	-1,140	-21,451	20,311	25,227,692	122,206
Algeria	26-Feb-20	265,629	79	118	-39	6,873	2	7	-5	178,251	63	138	-75	80,505	14	21,862	-21,848	230,861	5,265
Egypt	14-Feb-20	500,889	0	3,940	-3,940	24,361	0	60	-60	430,198	0	3,835	-3,835	46,330	0	14,642	-14,642	6,012,910	58,757
Libya	25-Mar-20	501,495	480	1,015	-535	6,404	30	30	0	489,231	1,939	4,190	-2,251	5,860	-1,489	-55,021	53,532	2,470,013	359,468
Mauritania	14-Mar-20	58,666	4	4	0	982	1	0	1	57,678	6	18	-12	6	-3	-420	417	776,197	166,936
Morocco	5-Mar-20	1,162,974	477	401	76	16,057	5	13	-8	1,146,288	435	623	-188	629	37	-5,133	5,170	11,237,010	304,439
Tunisia	5-Mar-20	1,033,731	3,969	534	3,435	28,165	100	19	81	987,198	3,568	1,560	2,008	18,368	301	2,619	-2,318	4,500,701	380,814

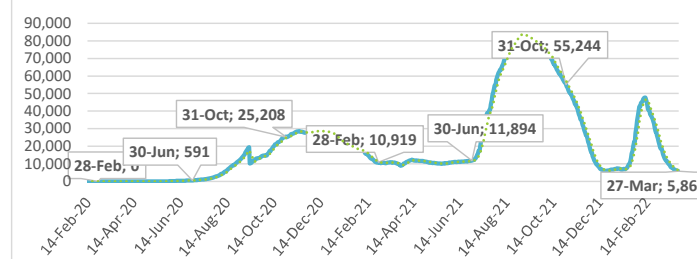
Algeria: Total Active Cases



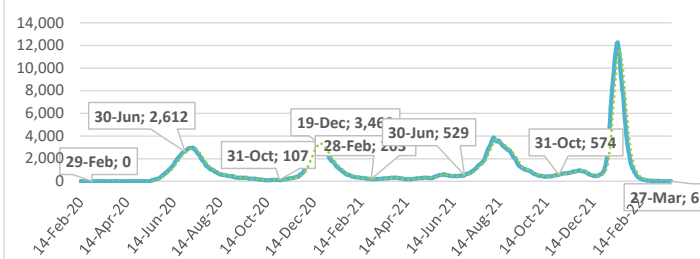
Egypt: Total Active Cases



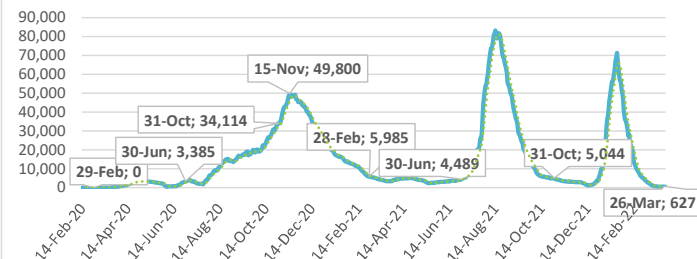
Libya: Total Active Cases



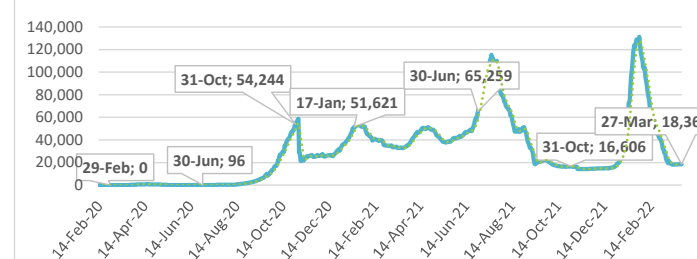
Mauritania: Total Active Cases



Morocco: Total Active Cases



Tunisia: Total Active Cases



.....: 7-day moving average

Southern Africa

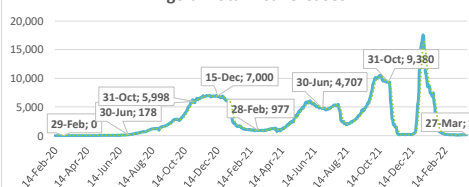
Highlights of the Covid-19 Situation in Southern Africa for the Week Ending March 27, 2022

- **As of Sunday, March 27, 2022, the number of total cases in the Southern Africa region reached 5,315,442.** Total number of Covid-19 tests conducted and tests per 1 million people, in the region, stand at 37,545,189 and 176,116 respectively. The region reported 12,313 new cases in the week, which is a 10.6% decline compared to the preceding week. The total number of deaths reported reached 127,248, of which 141 were new deaths during the week. The total number of recovered cases reached 5,149,376, of which 0.3% were newly recovered cases during the week. The total number of active cases stands at 38,818, indicating a decline of 3,291 cases in the week. The weekly decline in the number of active cases in the region is mainly attributable Malawi, South Africa and Zimbabwe.
- **South Africa accounted for 69.9% of the total cases reported in the region since the start of the pandemic and 73.4% of the new cases in the region during the week.** The lowest number of total cases in the region, since the start of the pandemic, was recorded in São Tomé & Príncipe at 5,945 of which 98.7% are reported to have recovered.
- **The average case fatality rate (CFR) based on cumulative total cases and deaths as of March 27, 2022, for the region, stands at 2.4%. The highest CFR in the region was reported in Malawi at 3.1% and the lowest in Mozambique and Botswana at 1.0%.**

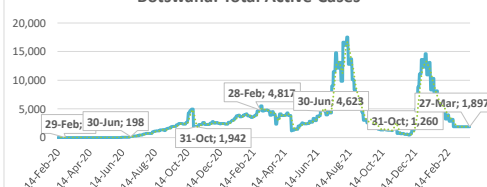
Summary of COVID-19 tracking in Southern Africa: Situation for the week ending 27 March 2022

	Date of first case	Cases				Deaths				Recovered				Active				Test	
		Total cases	New cases for the week of	New cases for the week of	Weekly change	Total deaths	New deaths for the week of	New deaths for the week of	Weekly change from Previous week	Total Recovered	New recovered for the week of	New recovered for the week of	Weekly change from Previous week	Active cases	New active for the week of	New active for the week of	Weekly change from Previous week	Total tests	Tests Per million People
		27 Mar.	20 Mar.	20 Mar.		27 Mar.	20 Mar.	20 Mar.		27 Mar.	20 Mar.	20 Mar.		27 Mar.	20 Mar.	20 Mar.			
Southern Africa	5-Mar-20	5,315,442	12,313	13,778	-1,465	127,248	141	182	-41	5,149,376	15,463	20,571	-5,108	38,818	-3,291	-5,701	2,410	37,545,189	176,116
Angola	27-Mar-20	99,115	112	76	36	1,900	0	0	0	97,076	125	94	31	139	-13	-10,382	10,369	1,491,179	45,371
Botswana	16-Mar-20	263,950	0	0	0	2,619	0	0	0	259,434	0	0	0	1,897	0	551	551	2,219,469	943,801
Eswatini	14-Mar-20	69,664	112	117	-5	1,393	1	0	1	68,243	112	121	-9	28	-1	-185	184	499,607	430,635
Lesotho	13-May-20	32,880	105	59	46	697	0	0	0	24,116	216	439	-223	8,067	-111	-320	209	421,681	196,840
Madagascar	20-Mar-20	64,009	81	58	23	1,384	4	3	1	59,280	55	69	-14	3,345	22	2,001	-1,979	410,717	14,832
Malawi	2-Apr-20	85,610	49	62	-13	2,626	0	3	-3	79,078	1,396	930	466	3,906	-1,347	3,525	-4,872	560,213	29,285
Mauritius	18-Mar-20	35,850	524	1,145	-621	968	34	0	34	32,931	0	2,553	-2,553	1,951	490	7	483	359,627	282,777
Mozambique	27-Mar-20	225,239	29	31	-2	2,200	0	2	-2	222,063	39	69	-30	976	-10	37	-47	1,293,982	41,400
Namibia	14-Mar-20	157,611	88	85	3	4,019	3	2	1	153,069	0	0	0	523	85	-555	640	981,047	386,101
São Tomé & Príncipe	6-Apr-20	5,945	4	6	-2	73	0	1	-1	5,866	4	0	4	6	0	-508	508	38,049	173,614
South Africa	5-Mar-20	3,713,252	9,034	9,714	-680	99,966	85	156	-71	3,599,563	10,112	13,013	-2,901	13,723	-1,163	-4,647	3,484	23,744,362	400,352
Zambia	18-Mar-20	316,350	927	421	506	3,966	4	2	2	311,868	1,162	941	221	716	-239	1,281	-1,520	3,348,548	182,145
Zimbabwe	25-Mar-20	245,767	1,248	2,004	-756	5,437	10	13	-3	236,789	2,242	2,342	-100	3,541	-1,004	3,494	-4,498	2,176,708	146,452

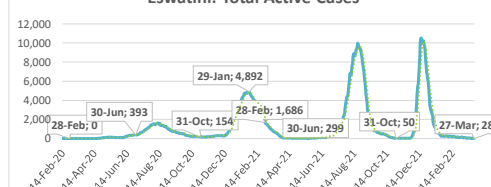
Angola: Total Active Cases



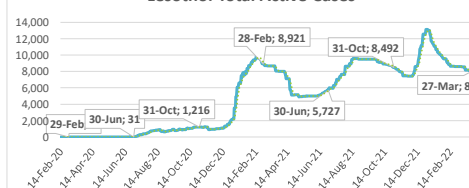
Botswana: Total Active Cases



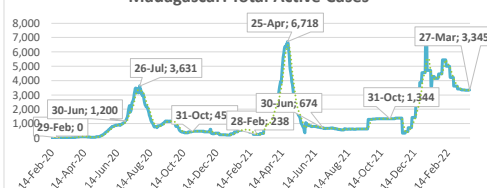
Eswatini: Total Active Cases



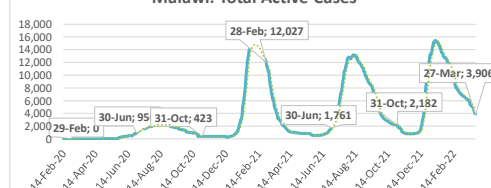
Lesotho: Total Active Cases



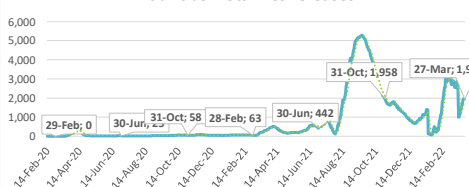
Madagascar: Total Active Cases



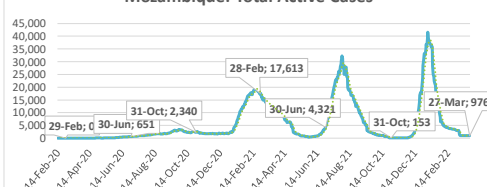
Malawi: Total Active Cases



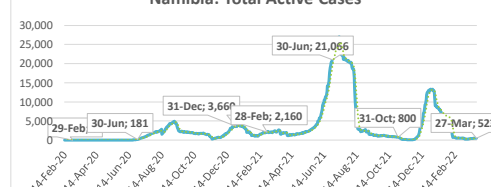
Mauritius: Total Active Cases



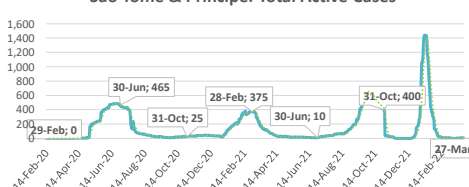
Mozambique: Total Active Cases



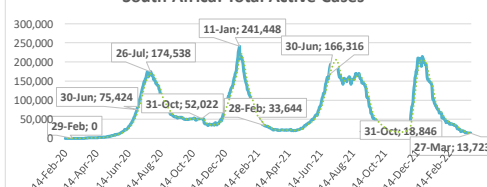
Namibia: Total Active Cases



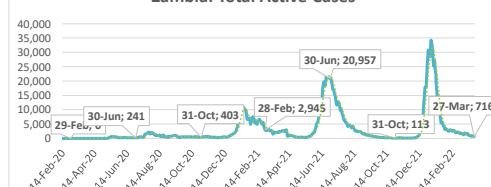
São Tomé & Príncipe: Total Active Cases



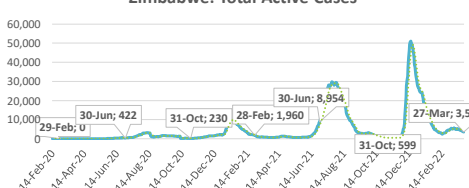
South Africa: Total Active Cases



Zambia: Total Active Cases



Zimbabwe: Total Active Cases



.....: 7-day moving average

West Africa

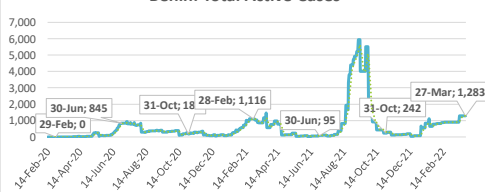
Highlights of the Covid-19 Situation in West Africa for the Week Ending March 27, 2022

- **As of Sunday, March 27, 2022, the number of total cases in the West Africa region reached 835,376.** Total number of Covid-19 tests conducted and tests per 1 million people, in the region, stand at 14,125,800 and 35,563 respectively. The region reported 571 new cases during the week, which is 36.0% lower compared to the new cases reported in the preceding week. The total number of deaths reported reached 10,993, of which 3 were new deaths during the week. The number of total recovered cases reached 817,713, of which 0.05% were newly recovered cases during the week. The total number of active cases stands at 6,670, indicating an increase of 132 cases in the week. The weekly increase in the number of active cases in the region is mainly attributable to Nigeria.
- **Nigeria accounted for 30.6% of the total cases reported in the region since the start of the pandemic and 33.8% of the new cases in the region during the week.** The lowest number of total cases in the region, since the start of the pandemic, was recorded in Liberia at 7,397 of which 77.7% are reported to have recovered.
- **The average case fatality rate (CFR) based on cumulative total cases and deaths as of March 27, 2022, for the region, stands at 1.3%. The highest CFR in the region was reported in Liberia at 4.0% and the lowest in Benin at 0.6%.**

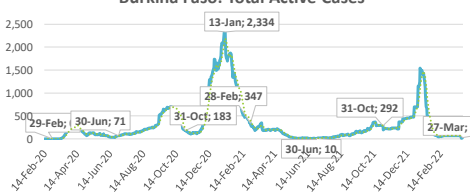
Summary of COVID-19 tracking in West Africa: Situation for the week ending 27 March 2022

	Date of first case	Cases				Deaths				Recovered				Active				Test	
		Total cases	New cases for the week of	New cases for the week of	Weekly change	Total deaths	New deaths for the week of	New deaths for the week of	Weekly change from Previous week	Total Recovered	New recovered for the week of	New recovered for the week of	Weekly change from Previous week	Active cases	New active for the week of	New active for the week of	Weekly change from Previous week	Total tests	Tests Per million People
			27 Mar.	20 Mar.			27 Mar.	20 Mar.			27 Mar.	20 Mar.			27 Mar.	20 Mar.			
West Africa	28-Feb-20	835,376	571	892	-321	10,993	3	6	-3	817,713	436	3,533	-3,097	6,670	132	-9,455	9,587	14,125,800	35,563
Benin	16-Mar-20	26,952	0	377	-377	163	0	0	0	25,506	0	0	0	1,283	0	478	-478	604,310	49,847
Burkina Faso	9-Mar-20	20,853	40	62	-22	382	3	4	-1	20,439	72	58	14	32	-35	-300	265	324,773	15,537
Cabo Verde	20-Mar-20	55,948	23	19	4	401	0	0	0	55,475	18	11	7	72	5	-353	358	470,290	845,865
Côte d'Ivoire	11-Mar-20	81,697	42	58	-16	796	0	0	0	80,876	71	88	-17	25	-29	-825	796	1,465,626	55,562
Gambia, The	18-Mar-20	11,986	13	0	13	365	0	0	0	11,591	0	0	0	30	13	10	3	155,686	64,422
Ghana	12-Mar-20	160,925	106	103	3	1,445	0	0	0	159,409	102	195	-93	71	4	-2,369	2,373	2,410,734	77,583
Guinea	13-Mar-20	36,459	24	8	16	440	0	0	0	35,976	26	2,950	-2,924	43	-2	2,033	-2,035	668,971	50,939
Guinea-Bissau	27-Mar-20	8,131	18	45	-27	169	0	1	-1	7,102	7	28	-21	860	11	240	-229	128,552	65,321
Liberia	16-Mar-20	7,397	0	5	-5	294	0	0	0	5,747	0	0	0	1,356	0	1,292	-1,292	139,824	27,646
Mali	25-Mar-20	30,472	19	33	-14	727	0	1	-1	29,625	27	25	2	120	-8	-463	455	645,977	31,899
Niger	20-Mar-20	8,801	13	7	6	308	0	0	0	8,471	6	4	2	22	7	-96	103	239,326	9,887
Nigeria	28-Feb-20	255,296	193	114	79	3,142	0	0	0	249,495	35	88	-53	2,659	158	-6,843	7,001	4,726,096	22,927
Senegal	2-Mar-20	85,868	41	30	11	1,964	0	0	0	83,871	44	46	-2	33	-3	27	-30	1,039,551	62,085
Sierra Leone	31-Mar-20	7,674	0	7	-7	125	0	0	0	7,549	0	7	-7	0	0	-1,882	1,882	390,698	48,978
Togo	6-Mar-20	36,917	39	24	15	272	0	0	0	36,581	28	33	-5	64	11	-404	415	715,386	86,413

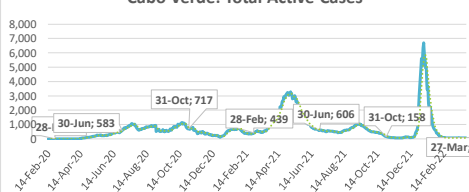
Benin: Total Active Cases



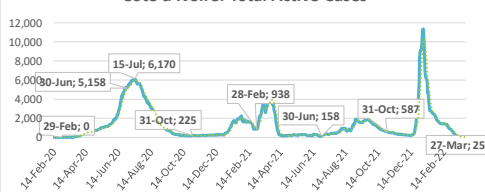
Burkina Faso: Total Active Cases



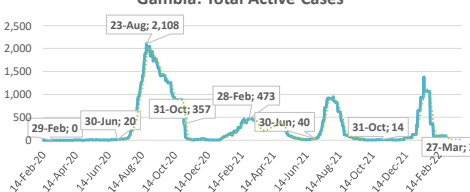
Cabo Verde: Total Active Cases



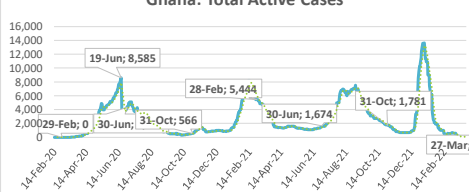
Côte d'Ivoire: Total Active Cases



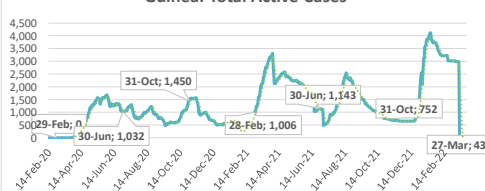
Gambia: Total Active Cases



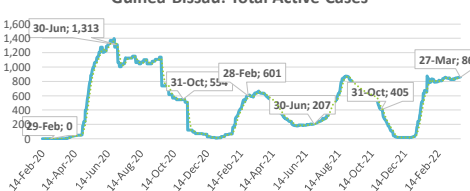
Ghana: Total Active Cases



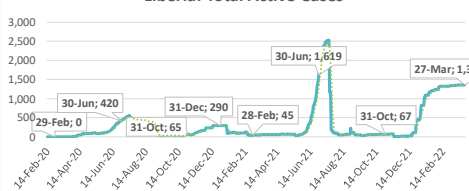
Guinea: Total Active Cases



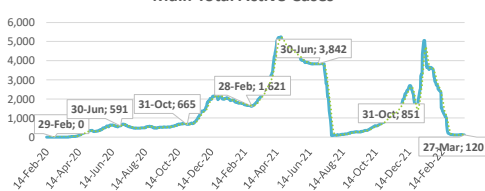
Guinea-Bissau: Total Active Cases



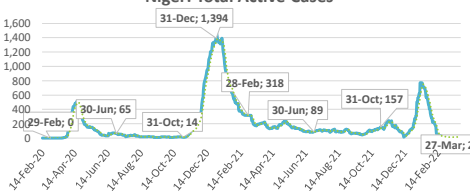
Liberia: Total Active Cases



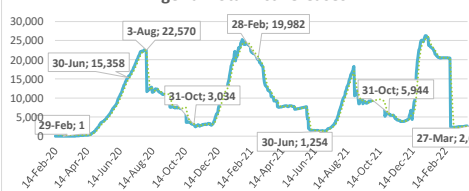
Mali: Total Active Cases



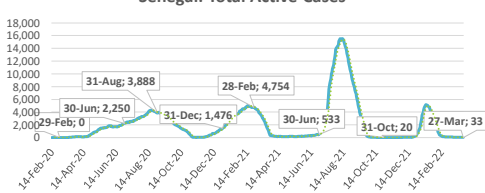
Niger: Total Active Cases



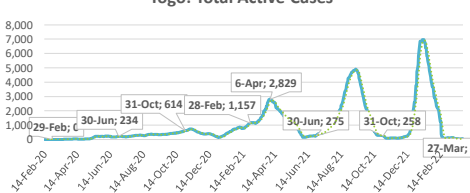
Nigeria: Total Active Cases



Senegal: Total Active Cases



Togo: Total Active Cases



.....: 7-day moving average