



## AFRICAN DEVELOPMENT BANK GROUP

---

### Weekly Data Flash on Covid-19 in Africa<sup>1</sup>:

*The situation as of Sunday, April 3, 2022*

Statistics Department (ECST)

---

<sup>1</sup> This briefing note has been prepared by Roza Mamuye Bora, Senior Statistician; Anouar Chaouch, Statistician; Soumaila Karambiri, Statistical Assistant; Regis Hauhouot Stephane, Statistical Assistant and Desire Lakpa Guy, Statistical Assistant; and Robert Maate, Chief Statistician under the supervision of Louis Kouakou, Division Manager ECST.1

# Contents

	Page
Highlights of the Covid-19 Situation in Africa as of April 3, 2022	1
Data Annexes: Africa	4
Highlights of the Covid-19 Situation in Central Africa as of April 3, 2022	6
Data Annexes: Central Africa	8
Highlights of the Covid-19 Situation in East Africa as of April 3, 2022	9
Data Annexes: East Africa	11
Highlights of the Covid-19 Situation in North Africa as of April 3, 2022	12
Data Annexes: North Africa	14
Highlights of the Covid-19 Situation in Southern Africa as of April 3, 2022	15
Data Annexes: Southern Africa	17
Highlights of the Covid-19 Situation in West Africa as of April 3, 2022	18
Data Annexes: West Africa	20

# Highlights of the Covid-19 Situation in Africa for the Week Ending April 3, 2022

## *Vaccinations: Status Update*

- In the week ending April 3, 2022, nearly 135 million new Covid-19 vaccinations were administered globally, leading to an accumulated total of over 11.3 billion since the start of the program. In terms of the geographical distribution, China accounts for 28.9% of the total number of Covid-19 vaccinations administered to date, followed by India at 16.3% and USA at 5.0%.
- The number of African countries with updated data on Covid-19 vaccinations stands at 51. As of April 3, 2022, a total of 445,597,913<sup>1</sup> vaccinations had been administered in Africa, which represents 3.9% of total global vaccinations. Egypt accounts for 17.2% of the vaccinations carried out in Africa to date, followed by Morocco (12.2%) and South Africa (7.6%). As of April 3, 2022, 15.2% of Africa's population has completed<sup>2</sup> vaccination and 20.3% have received at least one dose of vaccine.

## *Covid-19 Testing in Africa*

- As of Sunday, April 3, 2022, nearly 103.5 million tests for Covid-19 had been administered in Africa. Nine countries collectively account for 65.1% of the tests conducted in Africa as of April 3, 2022, namely, South Africa (23.1%), Morocco (10.9%), Egypt (5.9%), Rwanda (5.0%), Nigeria (4.7%), Ethiopia (4.5%), Tunisia (4.4%), Kenya (3.4%) and Zambia (3.2%).
- The average number of tests per 1 million people in Africa as of April 3, 2022, stands at 77,306. Botswana continues to lead on this indicator with 943,801 tests per 1 million people, followed by Eswatini (864,533), Cabo Verde (849,550), Gabon (713,819) and South Africa (403,140).

## *Confirmed, New and Active Global Covid-19 Cases*

- Globally, the total number of confirmed Covid-19 cases since the start of the pandemic reached 491,436,579, of which 86.8% have recovered. The majority cases (36.7%) occurred in Europe, followed by Asia (28.7%), North America (19.7%), South America (11.4%) and Africa (2.3%).
- The number of new cases reported globally in the review week amounted to 10,540,884, indicating a 2.8% increase compared to the new cases recorded in the preceding week.

---

<sup>1</sup> The total vaccination figures indicate the total number of vaccines administered including both vaccinations completed and at least one dose.

<sup>2</sup> Completed vaccination refers to population that has taken the minimum required doses of vaccination depending on the type of vaccine.

- **The number of global deaths due to Covid-19 reached 6,152,838, of which 29,428 were recorded in the week ending April 3, 2022.** This was 35.9% lower than the number of deaths recorded in the previous week. The number of global active cases increased by 513,332 cases in the week under review making a total of 58,916,671 as of April 3, 2022.
- **Africa makes 2.3% of the total global cases, 4.1% of deaths, 2.5% of recovered cases and 0.8% of active cases as of April 3, 2022, as detailed below.**

### *Confirmed, New and Active Covid-19 Cases in Africa*

- **As of April 3, 2022, the total number of confirmed cases in Africa reached 11,390,217<sup>3</sup>,** 64.9% of which were in six countries, namely South Africa (32.7%), Morocco (10.2%), Tunisia (9.1%), Libya (4.4%), Egypt (4.4%) and Ethiopia (4.1%). The five countries with the lowest total number of reported cases were São Tomé & Príncipe, Chad, Liberia, Sierra Leone and Comoros with cases ranging between 5,952 in São Tomé & Príncipe and 8,093 in Comoros. These five countries collectively account for 0.3% of the confirmed cases in Africa. Considering population size, Seychelles, Botswana, Cabo Verde, Tunisia and Libya are the five countries with the highest number of confirmed cases per million people with rates ranging from 406,597 in Seychelles to 71,322 in Libya.
- **In the week under review, a total of 17,758 new cases were reported in Africa,** which is 44.6% lower than the new cases recorded the previous week. These new cases in Africa account for 0.2% of the weekly new cases recorded globally. The Southern Africa region accounted for 74.3% of the weekly new cases in Africa, followed by North Africa (17.0%), East Africa (5.3%), West Africa (2.4%) and Central Africa (1.0%).
- **The total number of active cases in Africa declined by 17,302 cases to a total of 451,050 in the week under review.** Currently, five countries collectively account for 67.3% of the active cases in Africa, namely Rwanda (18.3%), Algeria (17.8%), Uganda (13.3%), Egypt (10.3%) and the Democratic Republic of Congo (7.6%).
- **From a regional perspective, East Africa and Southern Africa recorded declines in active cases during the week, while the other three regions recorded increases.**

### *Deaths and the Case Fatality Rates in Africa*

- **As of April 3, 2022, a total of 251,985 deaths had been reported in Africa since the start of the pandemic,** of which 50.8% were in Southern Africa, 33.0% in North Africa, 10.3% in East Africa, 4.4% in West Africa and 1.8% in Central Africa. The five countries with the highest number of reported deaths due to Covid-19 since the start of the pandemic are South Africa, Tunisia, Egypt, Morocco and Ethiopia, ranging between 100,050 in South Africa and 7,504 in Ethiopia. A total of 317 new deaths were reported in Africa in the week under review, which is a decline of 10.2% compared to the preceding week.

---

<sup>3</sup> Egypt has not released new data for this week. Cameroon, Central African Republic, Benin, Sierra Leone, Somalia have not released new data for the last two weeks.

- **The case fatality rate (CFR), i.e. deaths per confirmed cases for Africa, stands at 2.2%, which is higher than the global CFR rate of 1.3%.** Regionally, West Africa has the lowest CFR at 1.3%, followed by Central Africa at 1.4%, East Africa at 1.9%, Southern Africa and North Africa at 2.4%. As of April 3, 2022, sixteen African countries recorded CFRs higher than the African average with the highest in Sudan at 7.9%, followed by Somalia (5.1%), Egypt (4.8%), Liberia (4.0%), Niger (3.5%), Malawi (3.1%), The Gambia (3.0%), Mauritius (2.7%), Tunisia (2.7%), South Africa (2.7%), Chad (2.6%), Algeria (2.6%), Namibia (2.5%), Mali (2.4%), Tanzania (2.4%) and Senegal (2.3%).

### ***Recovery Rates in Africa***

- **As of April 3, 2022, the number of recovered cases in Africa reached 10,597,179, representing 93.0% of its total confirmed cases<sup>4</sup>.** Regionally, the recovery rates stand at 97.9% for West Africa, 97.0% for Southern Africa, 93.3% for North Africa, 83.4% for Central Africa and 75.5% for East Africa. In the week under review, a total of 34,725 newly recovered cases were reported in Africa.

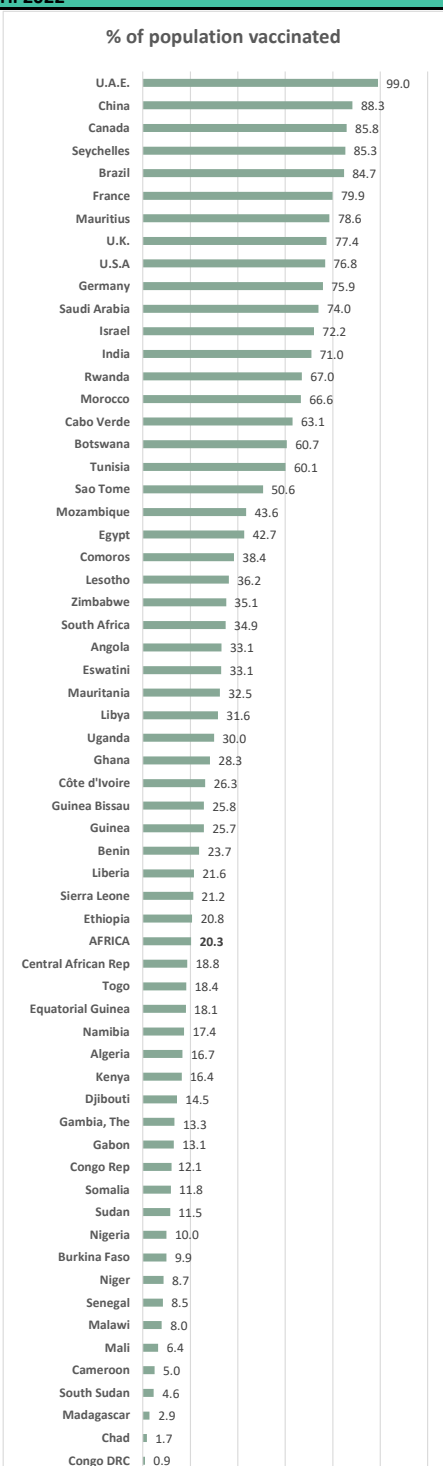
---

<sup>4</sup> Burundi has not been publishing new data on recovered cases and deaths since 6 January 21. Tanzania is not currently reporting on recovered cases. Additionally, Liberia, Benin, Rwanda, Sudan, Tanzania, Somalia, Cameroon, CAR, Chad and DRC have not reported recovered cases for more than three weeks.

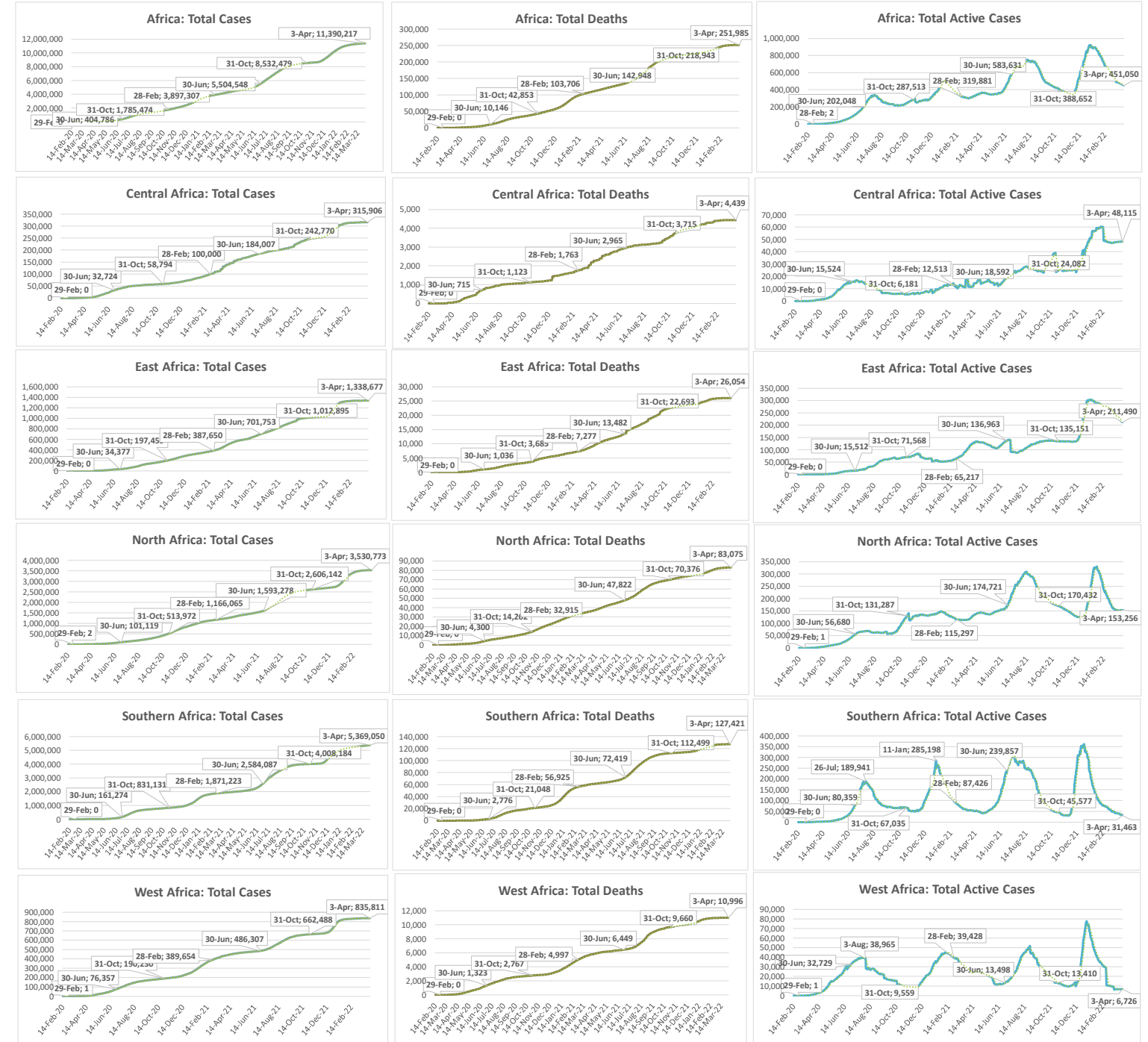
# Status of Vaccinations Administered in Africa and Selected Global Countries for the Week Ending 3 April 2022

	Vaccinations					
	Total vaccinations	% of population vaccinated (at least one dose)	% of population vaccinated completed (2 doses)*	New vaccinations for the week of 3 Apr.	New vaccinations for the week of 27 Mar.	Weekly change
<b>World</b>	<b>11,325,842,859</b>	<b>47.4</b>	<b>42.4</b>	<b>134,996,479</b>	<b>79,119,982</b>	<b>55,876,497</b>
<b>AFRICA</b>	<b>445,597,913</b>	<b>20.3</b>	<b>15.2</b>	<b>9,156,941</b>	<b>1,066,307</b>	<b>8,090,634</b>
Algeria	13,704,895	16.7	13.7	0	0	0
Angola	17,535,411	33.1	17.7	273,367	0	273,367
Benin	3,333,450	23.7	19.5	273,015	0	273,015
Botswana	2,517,260	60.7	53.9	1,071,866	0	1,071,866
Burkina Faso	2,369,487	9.9	5.5	14,580	0	14,580
Cabo Verde	728,077	63.1	54.6	3,293	0	3,293
Cameroon	1,558,668	5.0	3.9	285,596	0	285,596
Central African Rep	1,012,846	18.8	18.3	44,044	0	44,044
Chad	419,469	1.7	0.9	1,417	0	1,417
Comoros	637,961	38.4	33.4	0	0	0
Congo DRC	964,948	0.9	0.6	114,217	0	114,217
Congo Rep	818,931	12.1	11.3	1,004	0	1,004
Côte d'Ivoire	10,364,488	26.3	17.0	209,573	0	209,573
Djibouti	165,554	14.5	10.5	1,357	0	1,357
Egypt	76,716,981	42.7	30.4	1,348,807	0	1,348,807
Equatorial Guinea	473,409	18.1	14.5	5,905	0	5,905
Eswatini	509,424	33.1	27.2	2,885	0	2,885
Ethiopia	29,373,478	20.8	17.8	204,549	0	204,549
Gabon	550,042	13.1	11.1	1,064	3,336	-2,272
Gambia, The	363,353	13.3	12.8	0	0	0
Ghana	13,026,180	28.3	15.9	388,638	0	388,638
Guinea	5,952,680	25.7	18.4	57,745	0	57,745
Guinea Bissau	562,620	25.8	16.9	324	0	324
Kenya	17,661,353	16.4	14.9	190,633	192,168	-1,535
Lesotho	926,760	36.2	33.7	0	0	0
Liberia	1,200,630	21.6	20.9	0	0	0
Libya	3,415,834	31.6	16.2	0	23,671	-23,671
Madagascar	1,306,962	2.9	2.7	0	0	0
Malawi	1,993,981	8.0	4.4	0	0	0
Mali	1,873,615	6.4	4.7	59,444	0	59,444
Mauritania	2,650,797	32.5	22.1	6,039	0	6,039
Mauritius	2,494,317	78.6	75.7	0	0	0
Morocco	54,201,634	66.6	62.5	91,572	0	91,572
Mozambique	26,215,793	43.6	39.9	0	0	0
Namibia	834,756	17.4	14.8	7,339	0	7,339
Niger	2,681,673	8.7	6.2	7,292	0	7,292
Nigeria	31,391,732	10.0	4.5	1,778,655	0	1,778,655
Rwanda	19,421,047	67.0	60.5	1,382,344	0	1,382,344
Sao Tome	205,085	50.6	38.5	11,310	0	11,310
Senegal	2,496,373	8.5	6.0	0	0	0
Seychelles	199,466	85.3	81.0	0	0	0
Sierra Leone	2,134,324	21.2	13.7	0	0	0
Somalia	2,395,219	11.8	7.9	59,659	0	59,659
South Africa	33,738,165	34.9	29.8	441,948	281,836	160,112
South Sudan	575,057	4.6	4.2	50,765	0	50,765
Sudan	6,131,070	11.5	6.1	0	0	0
Togo	2,757,575	18.4	18.4	4,246	0	4,246
Tunisia	13,037,269	60.1	53.2	0	0	0
Uganda	17,197,954	30.0	17.0	0	0	0
Zambia	3,431,038	11.6	11.6	85,269	78,240	7,029
Zimbabwe	9,368,822	35.1	23.4	677,180	487,056	190,124
<b>Americas</b>						
Brazil	415,350,921	84.7	75.1	4,490,280	3,586,179	904,101
Canada	82,212,743	85.8	81.9	183,318	171,645	11,673
U.S.A	561,218,218	76.8	65.4	1,737,324	1,069,958	667,366
<b>Asia</b>						
China	3,270,874,000	88.3	85.9	23,250,000	24,756,000	-1,506,000
India	1,846,103,580	71.0	59.7	15,818,290	18,710,096	-2,891,806
<b>Europe</b>						
France	154,105,693	79.9	77.6	283,455	0	283,455
Germany	172,113,530	75.9	75.3	319,049	362,511	-43,462
Israel	18,070,764	72.2	66.0	20,713	14,835	5,878
U.K.	141,066,498	77.4	72.5	235,854	238,767	-2,913
<b>Middle East</b>						
Saudi Arabia	63,166,224	74.0	69.2	777,373	3,947	773,426
U.A.E.	24,554,986	99.0	96.2	92,432	80,560	11,872

\*: % of population vaccinated completed: Indicates the population that has taken the minimum required doses to complete vaccination depending on the type of vaccine



Summary of COVID-19 tracking in Africa: Situation for the week ending 3 April 2022																			
	Date of first case	Cases				Deaths				Recovered				Active				Test	
		Total cases	New cases for the week of	New cases for the week of	Weekly change from Previous week	Total deaths	New deaths for the week of	New deaths for the week of	Weekly change from Previous week	Recovered Total	New recovered for the week of	New recovered for the week of	Weekly change from Previous week	Active cases	New active for the week of	New active for the week of	Weekly change from Previous week	Total tests	Tests Per million People
World	31-Dec-19	491,436,579	10,540,884	10,249,753	291,131	6,152,838	29,428	45,925	-16,497	426,367,070	9,998,124	8,727,324	1,270,800	58,916,671	513,332	40,510,037	-39,996,705	6,100,929,674	782,692
Africa	14-Feb-20	11,390,217	17,758	32,079	-14,321	251,985	317	353	-36	10,597,179	34,725	48,032	-13,307	451,050	-17,302	60,376	-77,678	103,499,874	77,306
Central Africa	6-Mar-20	315,906	171	286	-115	4,439	4	1	3	263,352	4	129	-125	48,115	163	12,956	-12,793	6,057,103	41,343
East Africa	13-Mar-20	1,338,677	947	1,132	-185	26,054	22	16	6	1,011,130	12,694	13,783	-1,089	211,490	-11,787	98,697	-110,484	19,485,319	51,893
North Africa	14-Feb-20	3,530,773	3,014	8,134	-5,120	83,075	177	178	-1	3,294,442	1,293	9,086	-7,793	153,256	1,544	-25,928	27,472	25,394,058	123,012
Southern Africa	5-Mar-20	5,369,050	13,191	21,956	-8,765	127,421	111	155	-44	5,210,166	20,358	24,598	-4,240	31,463	-7,278	-13,247	5,969	38,278,242	179,555
West Africa	28-Feb-20	835,811	435	571	-136	10,996	3	3	0	818,089	376	436	-60	6,726	56	-12,102	12,158	14,285,152	35,964



---

---

# Central Africa

---

---

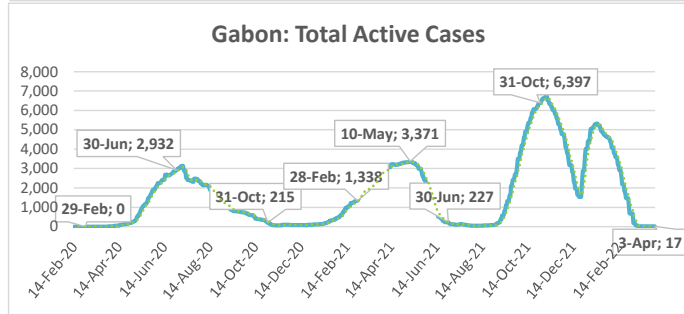
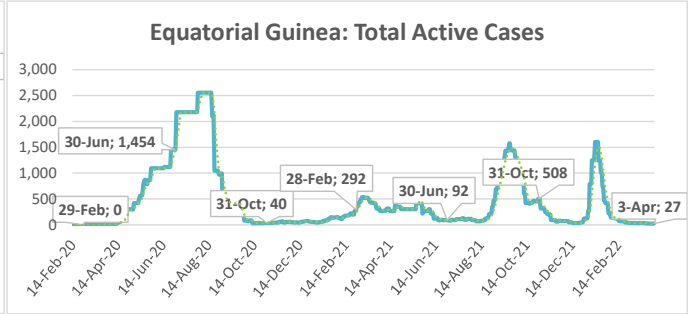
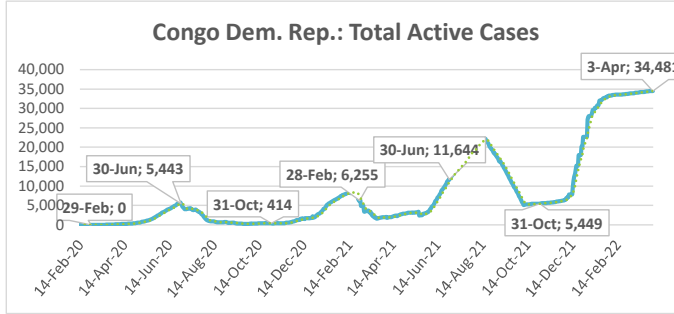
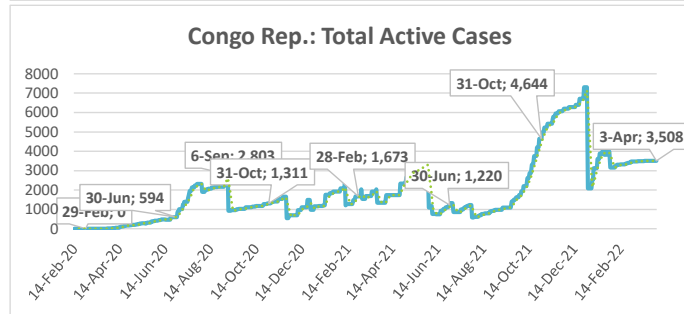
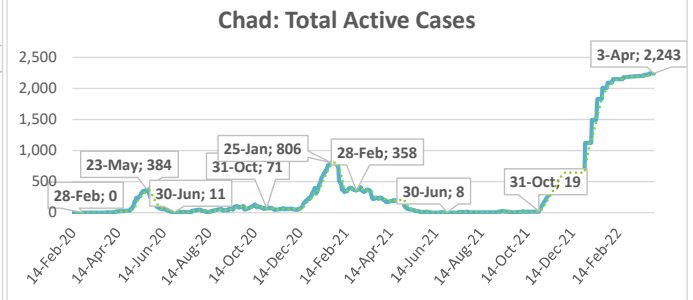
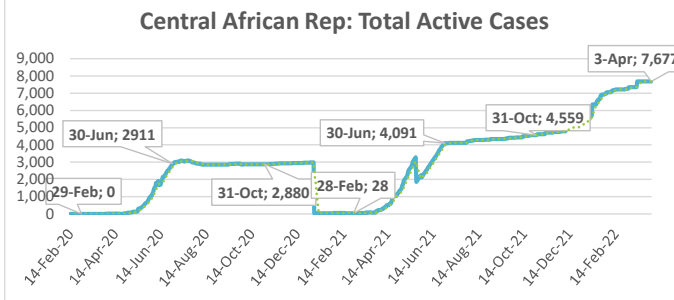
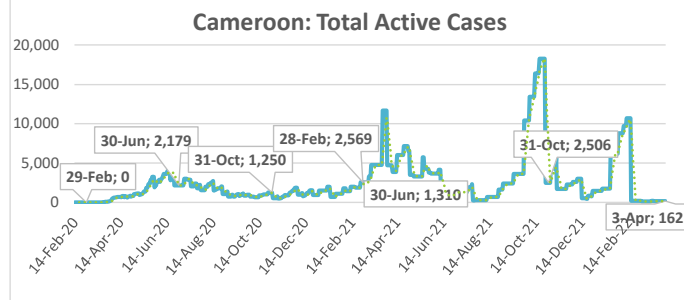


## **Highlights of the Covid-19 Situation in Central Africa for the Week Ending April 3, 2022**

- **As of Sunday, April 3, 2022, the number of reported total cases in the Central Africa region reached 315,906.** Total number of Covid-19 tests conducted and tests per 1 million people, in the region, stand at 6,057,103 and 41,343 respectively. The region reported 171 new cases during the week, which was a 40.2 percent decline compared to the preceding week. The total number of deaths reported since the start of the pandemic reached 4,439, of which 4 are new deaths during the week. The number of total recovered cases reached 263,352, of which 4 were newly recovered cases recorded during the week. The total number of active cases stands at 48,115, indicating an increase of 163 cases during the week. The weekly increase in the number of active cases in the region is mainly attributable to the Democratic Republic of Congo (DRC).
- **Cameroon accounted for 37.8% of the total cases reported in the region since the start of the pandemic, while the Democratic Republic of Congo accounted for 80.1% of the new cases reported during the week.** The lowest number of total cases in the region, since the start of the pandemic, was recorded in Chad at 7,308.
- **The average case fatality rate (CFR) based on cumulative total cases and deaths as of April 3, 2022, for the region, stands at 1.4%. The highest CFR in the region was reported in Chad at 2.6% and the lowest in Gabon at 0.6%.**

# Summary of COVID-19 tracking in Central Africa: Situation for the week ending 3 April 2022

	Date of first case	Cases				Deaths				Recovered				Active				Test	
		Total cases	New cases for the week of	New cases for the week of	Weekly change	Total deaths	New deaths for the week of	New deaths for the week of	Weekly change from Previous week	Total Recovered	New recovered for the week of	New recovered for the week of	Weekly change from Previous week	Active cases	New active for the week of	New active for the week of	Weekly change from Previous week	Total tests	Tests Per million People
			3 Apr.	27 Mar.			3 Apr.	27 Mar.			3 Apr.	27 Mar.			3 Apr.	27 Mar.			
Central Africa	6-Mar-20	315,906	171	286	-115	4,439	4	1	3	263,352	4	129	-125	48,115	163	12,956	-12,793	6,057,103	41,343
Cameroon	6-Mar-20	119,544	0	0	0	1,927	0	0	0	117,455	0	0	0	162	0	-16,257	16,257	2,524,670	95,106
Central African Rep.	15-Mar-20	14,649	0	0	0	113	0	0	0	6,859	0	0	0	7,677	0	3,167	-3,167	87,537	18,124
Chad	19-Mar-20	7,308	22	19	3	191	1	0	1	4,874	0	0	0	2,243	21	2,184	-2,163	209,345	12,745
Congo Rep.	15-Mar-20	24,071	9	3	6	385	1	1	0	20,178	0	0	0	3,508	8	627	-619	366,866	66,484
Congo Dem. Rep.	10-Mar-20	86,748	137	150	-13	1,337	2	0	2	50,930	0	0	0	34,481	135	28,946	-28,811	978,710	10,928
Equatorial Guinea	14-Mar-20	16,000	1	100	-99	183	0	0	0	15,790	1	110	-109	27	0	-384	384	301,203	214,687
Gabon	12-Mar-20	47,586	2	14	-12	303	0	0	0	47,266	3	19	-16	17	-1	-5,327	5,326	1,588,772	713,819



.....: 7-day moving average

---

---

# **East Africa**

---

---

## **Highlights of the Covid-19 Situation in East Africa for the Week Ending April 3, 2022**

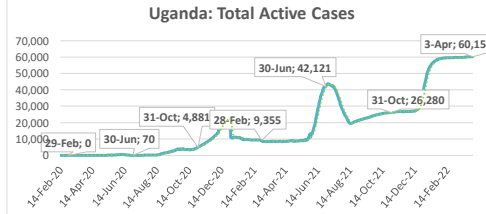
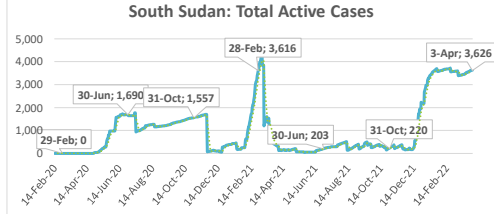
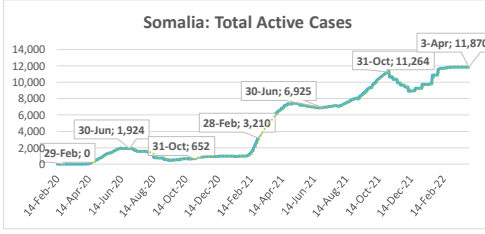
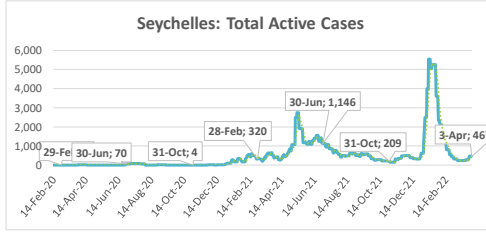
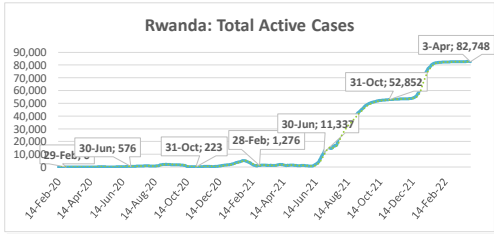
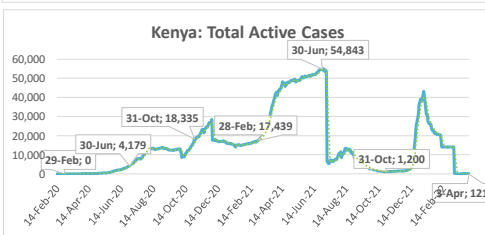
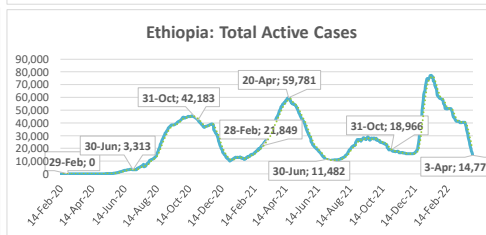
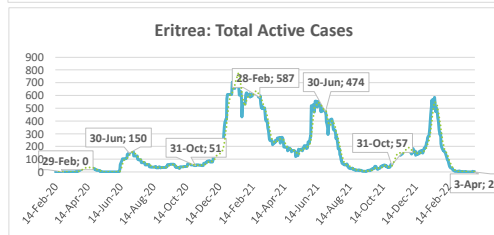
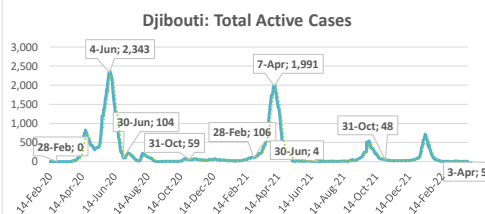
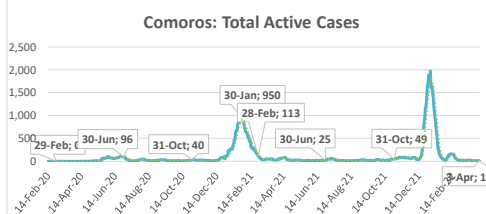
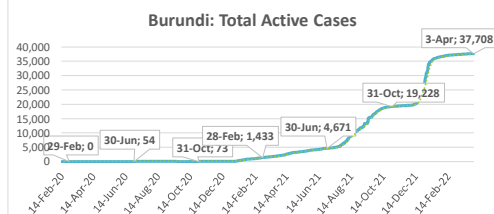
- **As of Sunday, April 3, 2022, the number of total cases in the East Africa region reached 1,338,677.** Total number of Covid-19 tests conducted and tests per 1 million people, in the region, stand at 19,485,319 and 51,893 respectively. The region reported 947 new cases in the week, which is a 16.3% decline compared to the preceding week. The total number of deaths reported reached 26,054, of which 22 were new deaths during the week. The number of total recovered cases reached 1,011,130<sup>1</sup>, of which 12,694 were newly recovered cases during the week. The total number of active cases stands at 211,490, indicating a decline of 11,787 cases in the week. The weekly decline in the number of active cases in the region is attributable to Ethiopia.
- **Ethiopia accounted for 35.1% of the total cases reported in the region since the start of the pandemic, While Seychelles accounted for 39.8% of the new cases reported in the region during the week.** The lowest number of total cases in the region, since the start of the pandemic, was recorded in Comoros at 8,093 of which 97.9% are reported to have recovered.
- **The average case fatality rate (CFR) based on cumulative total cases and deaths as of April 3, 2022, for the region, stands at 1.9%. The highest CFR in the region was reported in Sudan at 7.9% and the lowest in Seychelles at 0.4%.**

---

<sup>1</sup> Burundi has not been publishing new data on recovered cases and deaths since 6 January 21, hence is excluded from CFR comparison. Sudan and Tanzania are not releasing data on recovered cases.

# Summary of COVID-19 tracking in East Africa: Situation for the week ending 3 April 2022

	Date of first case	Cases				Deaths				Recovered				Active				Test	
		Total cases	New cases for the week of	New cases for the week of	Weekly change	Total deaths	New deaths for the week of	New deaths for the week of	Weekly change from Previous week	Total Recovered	New recovered for the week of	New recovered for the week of	Weekly change from Previous week	Active cases	New active for the week of	New active for the week of	Weekly change from Previous week	Total tests	Tests Per million People
		3 Apr.	27 Mar.	27 Mar.		3 Apr.	27 Mar.	27 Mar.		3 Apr.	27 Mar.	27 Mar.		3 Apr.	27 Mar.	27 Mar.			
East Africa	13-Mar-20	1,338,677	947	1,132	-185	26,054	22	16	6	1,011,130	12,694	13,783	-1,089	211,490	-11,787	98,697	-110,484	19,485,319	51,893
Burundi	31-Mar-20	38,519	56	146	-90	38	0	0	0	773	0	0	0	37,708	56	18,657	-18,601	1,456,655	122,503
Comoros	2-May-20	8,093	10	7	3	160	0	0	0	7,921	8	16	-8	12	2	-4	6	6,227	7,161
Djibouti	18-Mar-20	15,590	10	7	3	189	0	0	0	15,396	8	7	-1	5	2	-153	155	298,739	302,367
Eritrea	21-Mar-20	9,728	4	1	3	103	0	0	0	9,623	3	1	2	2	1	-51	52	23,693	6,681
Ethiopia	13-Mar-20	469,819	198	166	-32	7,504	12	3	9	447,542	12,383	13,521	-1,138	14,773	-12,197	16,260	-28,457	4,672,113	40,640
Kenya	13-Mar-20	323,454	80	93	-13	5,648	1	0	1	317,685	95	9	86	121	-16	-1,503	1,487	3,527,127	65,595
Rwanda	14-Mar-20	129,728	19	62	-43	1,458	0	0	0	45,522	0	0	0	82,748	19	30,341	-30,322	5,133,903	396,372
Seychelles	15-Mar-20	40,421	377	247	130	164	1	0	1	39,790	171	216	-45	467	205	-53	258	21,504	218,654
Somalia	16-Mar-20	26,400	0	0	0	1,348	0	0	0	13,182	0	0	0	11,870	0	1,338	-1,338	400,466	25,197
South Sudan	5-Apr-20	17,278	94	91	3	138	0	0	0	13,514	7	0	7	3,626	87	3,120	-3,033	361,644	32,308
Sudan	13-Mar-20	61,896	7	114	-107	4,908	7	13	-6	...	...	...	...	0	0	-3,575	3,575	562,941	12,838
Tanzania	16-Mar-20	33,815	18	24	-6	800	0	0	0	...	...	...	...	...	...	...	...	455,776	7,630
Uganda	21-Mar-20	163,936	74	174	-100	3,596	1	0	1	100,182	19	13	6	60,158	54	34,320	-34,266	2,564,531	56,066



.....: 7-day moving average

---

---

# North Africa

---

---

## Highlights of the Covid-19 Situation in North Africa for the Week Ending April 3, 2022

- **As of Sunday, April 3, 2022, the number of total cases in the North Africa region reached 3,530,773.** Total number of Covid-19 tests conducted and tests per 1 million people, in the region, stand at 25,394,058 and 123,012 respectively. The region reported 3,014 new cases in the week, which is a 62.9%<sup>1</sup> decline compared to the preceding week. The total number of deaths reported reached 83,075, of which 177 were new deaths during the week. The number of total recovered cases reached 3,294,442, of which 1,293 were newly recovered cases during the week. The total number of active cases stands at 153,256, indicating an increase of 1,544 cases during the week. The weekly increase in the number of active cases in the region is attributable to Tunisia.
- **Morocco accounted for 33.0% of the total cases reported in the region since the start of the pandemic, while Tunisia accounted for 71.4% of the new cases in the region during the week.** The lowest number of total cases in the region, since the start of the pandemic, was recorded in Mauritania at 58,670 of which 98.3% are reported to have recovered.
- **The average case fatality rate (CFR) based on cumulative total cases and deaths as of April 3, 2022, for the region, stands at 2.4%. The highest CFR in the region was recorded in Egypt at 4.8% and the lowest in Libya at 1.3%.**

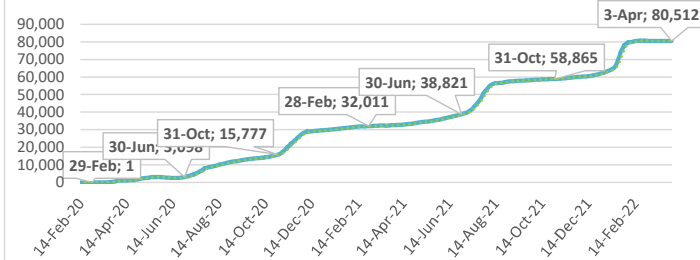
---

<sup>1</sup> The change is partially explained by Egypt not releasing new data for this week.

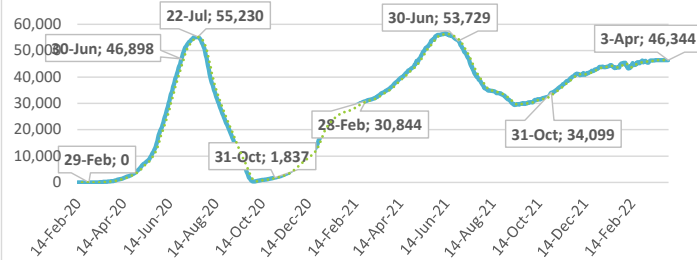
### Summary of COVID-19 tracking in North Africa: Situation for the week ending 3 April 2022

	Date of first case	Cases				Deaths				Recovered				Active				Test	
		Total cases	New cases for the week of	New cases for the week of	Weekly change	Total deaths	New deaths for the week of	New deaths for the week of	Weekly change from Previous week	Total Recovered	New recovered for the week of	New recovered for the week of	Weekly change from Previous week	Active cases	New active for the week of	New active for the week of	Weekly change from Previous week	Total tests	Tests Per million People
			3 Apr.	27 Mar.			3 Apr.	27 Mar.			3 Apr.	27 Mar.			3 Apr.	27 Mar.			
North Africa	14-Feb-20	3,530,773	3,014	8,134	-5,120	83,075	177	178	-1	3,294,442	1,293	9,086	-7,793	153,256	1,544	-25,928	27,472	25,394,058	123,012
Algeria	26-Feb-20	265,691	62	79	-17	6,874	1	2	-1	178,305	54	63	-9	80,512	7	21,835	-21,828	230,861	5,265
Egypt	14-Feb-20	505,264	0	3,125	-3,125	24,417	0	40	-40	434,503	0	3,075	-3,075	46,344	0	14,691	-14,691	6,122,287	59,826
Libya	25-Mar-20	501,738	243	480	-237	6,419	15	30	-15	490,052	821	1,939	-1,118	5,267	-593	-58,226	57,633	2,473,358	359,955
Mauritania	14-Mar-20	58,670	4	4	0	982	0	1	-1	57,680	2	6	-4	8	2	-434	436	783,891	168,591
Morocco	5-Mar-20	1,163,526	552	477	75	16,060	3	5	-2	1,146,704	416	435	-19	762	133	-5,368	5,501	11,261,781	305,110
Tunisia	5-Mar-20	1,035,884	2,153	3,969	-1,816	28,323	158	100	58	987,198	0	3,568	-3,568	20,363	1,995	1,574	421	4,521,880	382,606

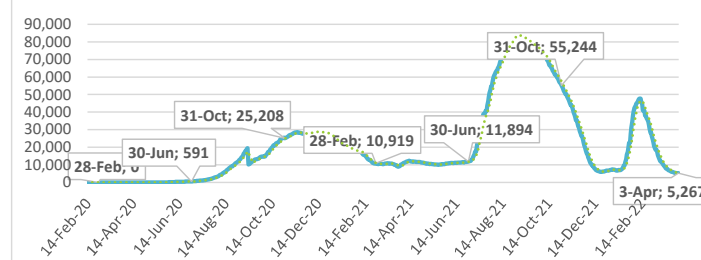
Algeria: Total Active Cases



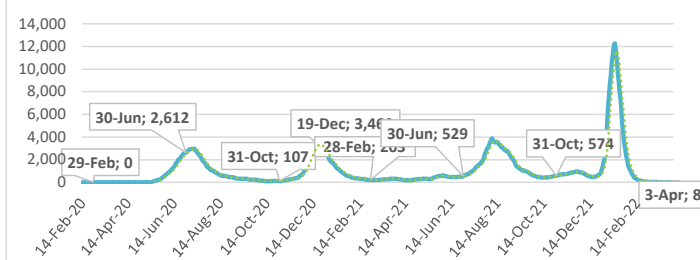
Egypt: Total Active Cases



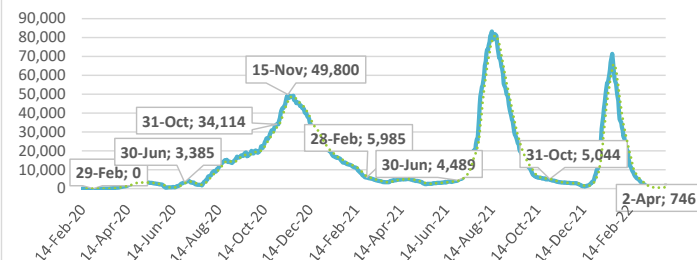
Libya: Total Active Cases



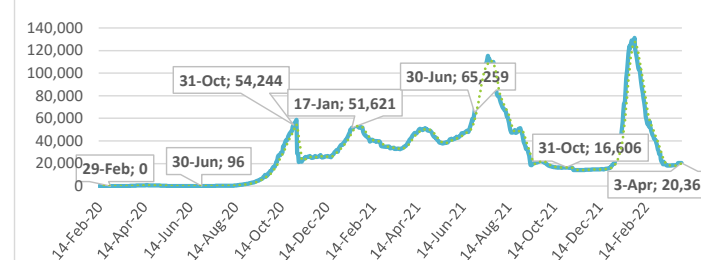
Mauritania: Total Active Cases



Morocco: Total Active Cases



Tunisia: Total Active Cases



.....: 7-day moving average



---

---

# **Southern Africa**

---

---

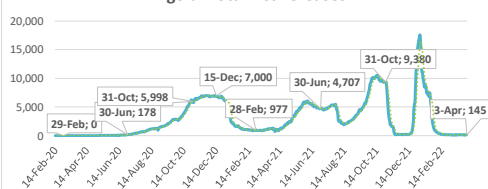
## **Highlights of the Covid-19 Situation in Southern Africa for the Week Ending April 3, 2022**

- **As of Sunday, April 3, 2022, the number of total cases in the Southern Africa region reached 5,369,050.** Total number of Covid-19 tests conducted and tests per 1 million people, in the region, stand at 38,278,242 and 179,555 respectively. The region reported 13,191 new cases in the week, which is a 39.9% decline compared to the preceding week. The total number of deaths reported reached 127,421, of which 111 were new deaths during the week. The total number of recovered cases reached 5,210,166, of which 20,358 were newly recovered cases during the week. The total number of active cases stands at 31,463, indicating a decline of 7,278 cases in the week. The weekly decline in the number of active cases in the region is mainly attributable to South Africa, Malawi, Angola and Zimbabwe.
- **South Africa accounted for 69.3% of the total cases reported in the region since the start of the pandemic and 73.6% of the new cases in the region during the week.** The lowest number of total cases in the region, since the start of the pandemic, was recorded in São Tomé & Príncipe at 5,952 of which 98.6% are reported to have recovered.
- **The average case fatality rate (CFR) based on cumulative total cases and deaths as of April 3, 2022, for the region, stands at 2.4%. The highest CFR in the region was reported in Malawi at 3.1% and the lowest in Botswana at 0.9%.**

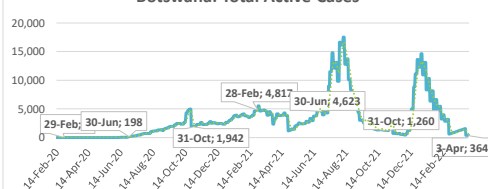
# Summary of COVID-19 tracking in Southern Africa: Situation for the week ending 3 April 2022

	Date of first case	Cases				Deaths				Recovered				Active				Test	
		Total cases	New cases for the week of	New cases for the week of	Weekly change	Total deaths	New deaths for the week of	New deaths for the week of	Weekly change from Previous week	Total Recovered	New recovered for the week of	New recovered for the week of	Weekly change from Previous week	Active cases	New active for the week of	New active for the week of	Weekly change from Previous week	Total tests	Tests Per million People
			3 Apr.	27 Mar.			3 Apr.	27 Mar.			3 Apr.	27 Mar.			3 Apr.	27 Mar.			
Southern Africa	5-Mar-20	5,369,050	13,191	21,956	-8,765	127,421	111	155	-44	5,210,166	20,358	24,598	-4,240	31,463	-7,278	-13,247	5,969	38,278,242	179,555
Angola	27-Mar-20	99,194	79	112	-33	1,900	0	0	0	97,149	73	125	-52	145	6	-10,400	10,406	1,499,795	45,633
Botswana	16-Mar-20	305,526	1,435	9,367	-7,932	2,686	5	14	-9	302,476	2,610	9,135	-6,525	364	-1,180	-20	-1,160	2,719,469	943,801
Eswatini	14-Mar-20	69,851	187	112	75	1,394	1	1	0	68,349	106	112	-6	108	80	-189	269	1,003,000	864,533
Lesotho	13-May-20	32,910	30	105	-75	697	0	0	0	24,155	39	216	-177	8,058	-9	-700	691	431,221	201,294
Madagascar	20-Mar-20	64,050	41	81	-40	1,388	4	4	0	59,313	33	55	-22	3,349	4	1,987	-1,983	413,244	14,923
Malawi	2-Apr-20	85,664	54	49	5	2,626	0	0	0	80,672	1,594	1,396	198	2,366	-1,540	2,654	-4,194	563,134	29,437
Mauritius	18-Mar-20	36,481	355	800	-445	968	0	34	-34	33,927	996	0	996	1,586	-641	1,401	760	359,627	282,777
Mozambique	27-Mar-20	225,266	27	29	-2	2,200	0	0	0	222,998	935	39	896	68	-908	-3	-905	1,298,341	41,540
Namibia	14-Mar-20	157,646	35	88	-53	4,019	0	3	-3	153,069	0	0	0	558	35	-472	507	983,850	387,205
São Tomé & Príncipe	6-Apr-20	5,952	7	4	-3	80	7	0	7	5,867	1	4	-3	5	-1	-503	502	38,049	173,614
South Africa	5-Mar-20	3,722,954	9,702	9,034	668	100,050	84	85	-1	3,611,123	11,560	10,112	1,448	11,781	-1,942	-8,102	6,160	23,909,698	403,140
Zambia	18-Mar-20	317,031	481	927	-446	3,967	1	4	-3	312,363	495	1,162	-667	701	-15	759	-774	3,362,585	182,909
Zimbabwe	25-Mar-20	246,525	758	1,248	-490	5,446	9	10	-1	238,705	1,916	2,242	-326	2,374	-1,167	3,143	-4,310	2,196,229	147,766

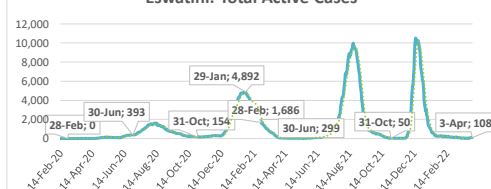
Angola: Total Active Cases



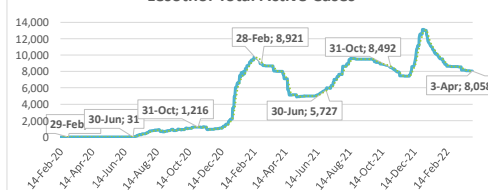
Botswana: Total Active Cases



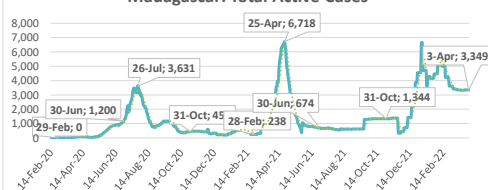
Eswatini: Total Active Cases



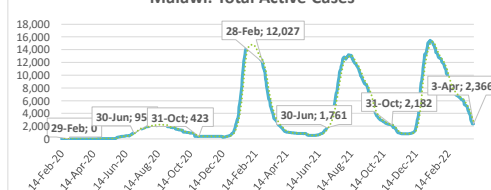
Lesotho: Total Active Cases



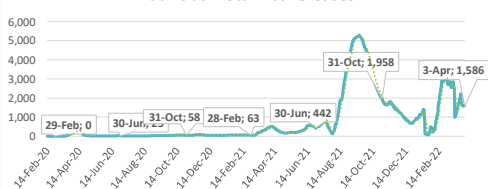
Madagascar: Total Active Cases



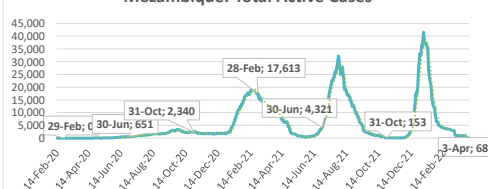
Malawi: Total Active Cases



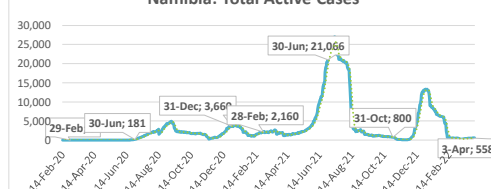
Mauritius: Total Active Cases



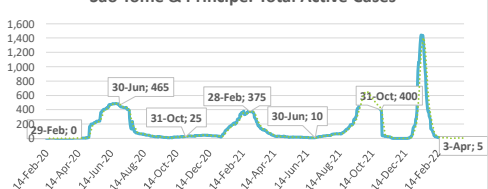
Mozambique: Total Active Cases



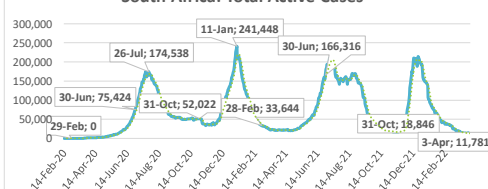
Namibia: Total Active Cases



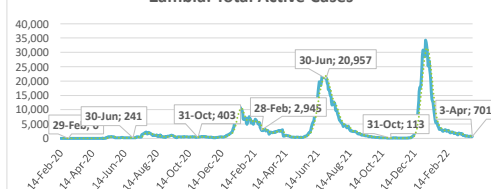
São Tomé & Príncipe: Total Active Cases



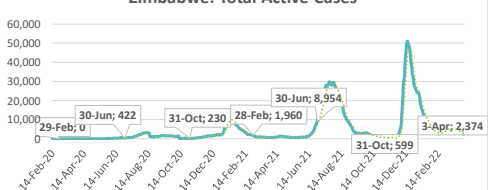
South Africa: Total Active Cases



Zambia: Total Active Cases



Zimbabwe: Total Active Cases



.....: 7-day moving average

---

---

# **West Africa**

---

---

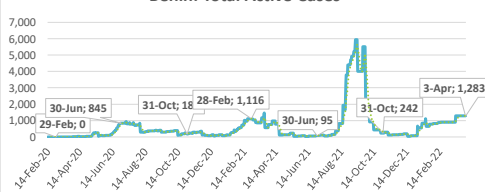
## **Highlights of the Covid-19 Situation in West Africa for the Week Ending April 3, 2022**

- **As of Sunday, April 3, 2022, the number of total cases in the West Africa region reached 835,811.** Total number of Covid-19 tests conducted and tests per 1 million people, in the region, stand at 14,285,152 and 35,964 respectively. The region reported 435 new cases during the week, which is 23.8% lower compared to the new cases reported in the preceding week. The total number of deaths reported reached 10,996, of which 3 were new deaths during the week. The number of total recovered cases reached 818,089, of which 376 were newly recovered cases during the week. The total number of active cases stands at 6,726, indicating an increase of 56 cases in the week. The weekly increase in the number of active cases in the region is mainly attributable to Nigeria.
- **Nigeria accounted for 30.6% of the total cases reported in the region since the start of the pandemic and 39.5% of the new cases in the region during the week.** The lowest number of total cases in the region, since the start of the pandemic, was recorded in Liberia at 7,400.
- **The average case fatality rate (CFR) based on cumulative total cases and deaths as of April 3, 2022, for the region, stands at 1.3%. The highest CFR in the region was reported in Liberia at 4.0% and the lowest in Benin at 0.6%.**

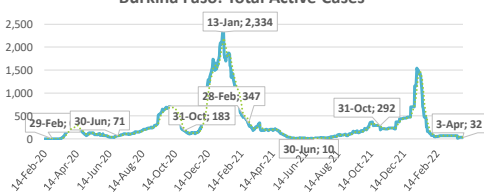
# Summary of COVID-19 tracking in West Africa: Situation for the week ending 3 April 2022

	Date of first case	Cases				Deaths				Recovered				Active				Test	
		Total cases	New cases for the week of	New cases for the week of	Weekly change	Total deaths	New deaths for the week of	New deaths for the week of	Weekly change from Previous week	Total Recovered	New recovered for the week of	New recovered for the week of	Weekly change from Previous week	Active cases	New active for the week of	New active for the week of	Weekly change from Previous week	Total tests	Tests Per million People
			3 Apr.	27 Mar.			3 Apr.	27 Mar.			3 Apr.	27 Mar.			3 Apr.	27 Mar.			
West Africa	28-Feb-20	835,811	435	571	-136	10,996	3	3	0	818,089	376	436	-60	6,726	56	-12,102	12,158	14,285,152	35,964
Benin	16-Mar-20	26,952	0	0	0	163	0	0	0	25,506	0	0	0	1,283	0	855	-855	604,310	49,847
Burkina Faso	9-Mar-20	20,858	5	40	-35	382	0	3	-3	20,444	5	72	-67	32	0	-300	300	324,773	15,537
Cabo Verde	20-Mar-20	55,960	12	23	-11	401	0	0	0	55,495	20	18	2	64	-8	-345	337	472,339	849,550
Côte d'Ivoire	11-Mar-20	81,761	64	42	22	796	0	0	0	80,924	48	71	-23	41	16	-855	871	1,474,554	55,900
Gambia, The	18-Mar-20	11,988	2	13	-11	365	0	0	0	11,591	0	0	0	32	2	10	-8	155,686	64,422
Ghana	12-Mar-20	160,971	46	106	-60	1,445	0	0	0	159,468	59	102	-43	58	-13	-2,461	2,448	2,419,852	77,877
Guinea	13-Mar-20	36,459	0	24	-24	440	0	0	0	35,976	0	26	-26	43	0	-909	909	668,971	50,939
Guinea-Bissau	20-Mar-20	8,151	20	18	2	170	1	0	-1	7,146	44	7	37	835	-25	256	-281	129,753	65,931
Liberia	16-Mar-20	7,400	3	0	3	294	0	0	0	5,747	0	0	0	1,359	3	1,297	-1,294	139,824	27,646
Mali	25-Mar-20	30,495	23	19	4	728	1	0	-1	29,641	16	27	-11	126	6	-456	462	652,266	32,209
Niger	20-Mar-20	8,811	10	13	-3	308	0	0	0	8,484	13	6	7	19	-3	-93	90	242,057	10,000
Nigeria	28-Feb-20	255,468	172	193	-21	3,142	0	0	0	249,612	117	35	82	2,714	55	-6,817	6,872	4,841,764	23,488
Senegal	27-Mar-20	85,919	51	41	10	1,965	1	0	-1	83,914	43	44	-1	40	7	11	-4	1,048,212	62,603
Sierra Leone	31-Mar-20	7,674	0	0	0	125	0	0	0	7,549	0	0	0	0	0	-1,882	1,882	390,698	48,978
Togo	6-Mar-20	36,944	27	39	-12	272	0	0	0	36,592	11	28	-17	80	16	-413	429	720,093	86,981

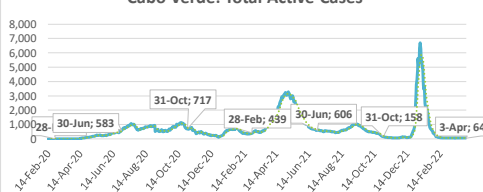
Benin: Total Active Cases



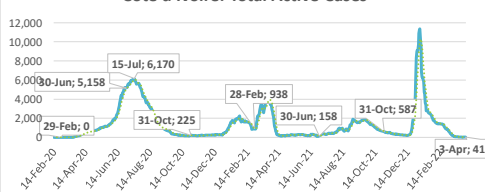
Burkina Faso: Total Active Cases



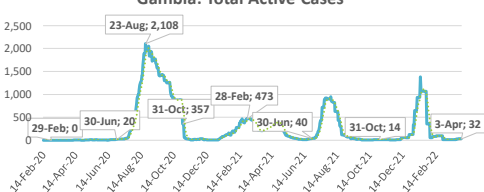
Cabo Verde: Total Active Cases



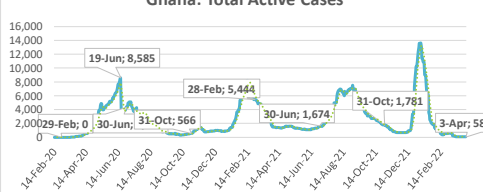
Côte d'Ivoire: Total Active Cases



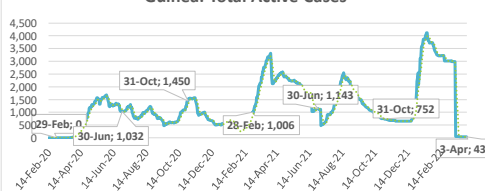
Gambia: Total Active Cases



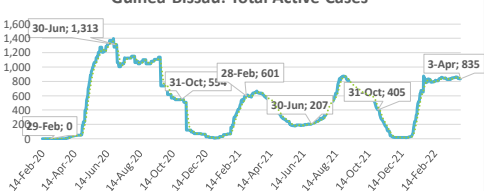
Ghana: Total Active Cases



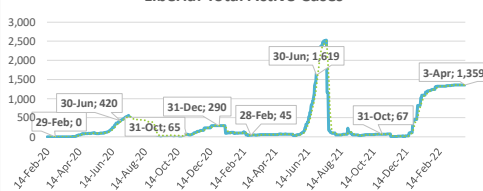
Guinea: Total Active Cases



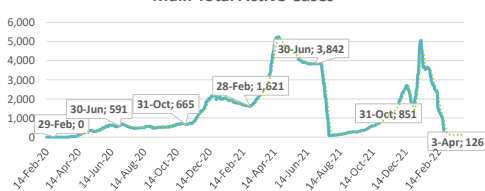
Guinea-Bissau: Total Active Cases



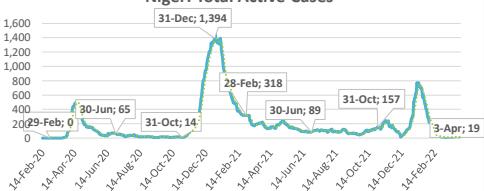
Liberia: Total Active Cases



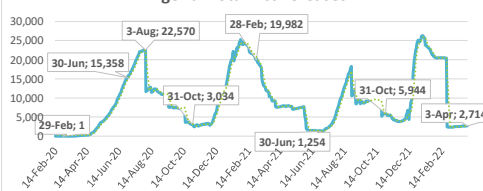
Mali: Total Active Cases



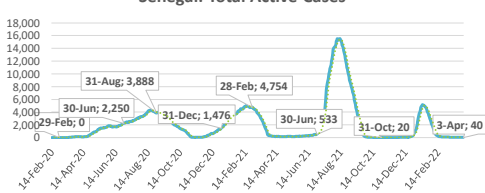
Niger: Total Active Cases



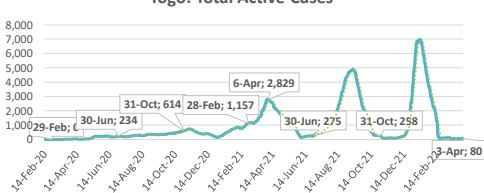
Nigeria: Total Active Cases



Senegal: Total Active Cases



Togo: Total Active Cases



.....: 7-day moving average