



AFRICAN DEVELOPMENT BANK GROUP

Weekly Data Flash on Covid-19 in Africa¹:

The situation as of Sunday, April 10, 2022

Statistics Department (ECST)

¹ This briefing note has been prepared by Roza Mamuye Bora, Senior Statistician; Anouar Chaouch, Statistician; Soumaila Karambiri, Statistical Assistant; Regis Hauhouot Stephane, Statistical Assistant and Desire Lakpa Guy, Statistical Assistant; and Robert Maate, Chief Statistician under the supervision of Louis Kouakou, Division Manager ECST.1

Contents

	Page
Highlights of the Covid-19 Situation in Africa as of April 10, 2022	1
Data Annexes: Africa	4
Highlights of the Covid-19 Situation in Central Africa as of April 10, 2022	6
Data Annexes: Central Africa	8
Highlights of the Covid-19 Situation in East Africa as of April 10, 2022	9
Data Annexes: East Africa	11
Highlights of the Covid-19 Situation in North Africa as of April 10, 2022	12
Data Annexes: North Africa	14
Highlights of the Covid-19 Situation in Southern Africa as of April 10, 2022	15
Data Annexes: Southern Africa	17
Highlights of the Covid-19 Situation in West Africa as of April 10, 2022	18
Data Annexes: West Africa	20

Highlights of the Covid-19 Situation in Africa for the Week Ending April 10, 2022

Vaccinations: Status Update

- In the week ending April 10, 2022, nearly 83.8 million new Covid-19 vaccinations were administered globally, leading to an accumulated total of over 11.4 billion since the start of the program. In terms of the geographical distribution, China accounts for 28.9% of the total number of Covid-19 vaccinations administered to date, followed by India at 16.3% and USA at 4.9%.
- The number of African countries with updated data on Covid-19 vaccinations stands at 51, of which 23 have not released new data on vaccination in this week. As of April 10, 2022, a total of 460,294,943¹ vaccinations had been administered in Africa, which represents 4.0% of total global vaccinations. Egypt accounts for 16.9% of the vaccinations carried out in Africa to date, followed by Morocco (11.8%) and South Africa (7.4%). As of April 10, 2022, 15.4% of Africa's population has completed² vaccination and 20.5% have received at least one dose of vaccine.

Covid-19 Testing in Africa

- As of Sunday, April 10, 2022, over 104.0 million tests for Covid-19 had been administered in Africa. Nine countries collectively account for 65.1% of the tests conducted in Africa as of April 10, 2022, namely, South Africa (23.1%), Morocco (10.9%), Egypt (5.9%), Rwanda (5.0%), Nigeria (4.7%), Ethiopia (4.5%), Tunisia (4.4%), Kenya (3.4%) and Zambia (3.2%).
- The average number of tests per 1 million people in Africa as of April 10, 2022, stands at 77,718. Botswana continues to lead on this indicator with 943,801 tests per 1 million people, followed by Eswatini (868,194), Cabo Verde (852,723), Gabon (713,973) and South Africa (405,677).

Confirmed, New and Active Global Covid-19 Cases

- Globally, the total number of confirmed Covid-19 cases since the start of the pandemic reached 498,152,923, of which 89.8% have recovered. The majority cases (36.8%) occurred in Europe, followed by Asia (28.8%), North America (19.4%), South America (11.3%) and Africa (2.3%).
- The number of new cases reported globally in the review week amounted to 6,716,344, indicating a 36.3% decline compared to the new cases recorded in the preceding week.

¹ The total vaccination figures indicate the total number of vaccines administered including both vaccinations completed and at least one dose.

² Completed vaccination refers to population that has taken the minimum required doses of vaccination depending on the type of vaccine.

- **The number of global deaths due to Covid-19 reached 6,176,421, of which 23,583 were recorded in the week ending April 10, 2022.** This was 19.9% lower than the number of deaths recorded in the previous week. The number of global active cases decreased by 714,904 cases in the week under review bringing the total, as of April 10, 2022, to 44,522,455.
- **Africa makes 2.3% of the total global cases, 4.1% of deaths, 2.4% of recovered cases and 1.0% of active cases as of April 10, 2022, as detailed below.**

Confirmed, New and Active Covid-19 Cases in Africa

- **As of April 10, 2022, the total number of confirmed cases in Africa reached 11,409,337³,** 65.0% of which were in six countries, namely South Africa (32.7%), Morocco (10.2%), Tunisia (9.1%), Egypt (4.5%), Libya (4.4%) and Ethiopia (4.1%). The five countries with the lowest total number of reported cases were São Tomé & Príncipe, Chad, Liberia, Sierra Leone and Comoros with cases ranging between 5,948 in São Tomé & Príncipe and 8,099 in Comoros. These five countries collectively account for 0.3% of the confirmed cases in Africa. Considering population size, Seychelles, Botswana, Cabo Verde, Tunisia and Libya are the five countries with the highest number of confirmed cases per million people with rates ranging from 411,023 in Seychelles to 71,317 in Libya.
- **In the week under review, a total of 15,008 new cases were reported in Africa,** which is 27.7% lower than the new cases recorded the previous week. These new cases in Africa account for 0.2% of the weekly new cases recorded globally. The Southern Africa region accounted for 72.0% of the weekly new cases in Africa, followed by North Africa (14.1%), East Africa (9.0%), West Africa (3.0%) and Central Africa (1.9%).
- **The total number of active cases in Africa declined by 9,096 cases to a total of 441,791 in the week under review.** Currently, five countries collectively account for 68.8% of the active cases in Africa, namely Rwanda (18.7%), Algeria (18.2%), Uganda (13.6%), Egypt (10.5%) and the Democratic Republic of Congo (7.8%).
- **From a regional perspective, all the regions recorded declines in active cases, at varying degrees, during the week.**

Deaths and the Case Fatality Rates in Africa

- **As of April 10, 2022, a total of 252,234 deaths had been reported in Africa since the start of the pandemic,** of which 50.5% were in Southern Africa, 33.0% in North Africa, 10.3% in East Africa, 4.4% in West Africa and 1.8% in Central Africa. The five countries with the highest number of reported deaths due to Covid-19 since the start of the pandemic are South Africa, Tunisia, Egypt, Morocco and Ethiopia, ranging between 100,096 in South Africa and 7,509 in Ethiopia. A total of 201 new deaths were reported in Africa in the week under review, which is a decline of 42.4% compared to the preceding week.

³ Egypt, Angola, Botswana, Lesotho, Tanzania, Burkina Faso, Liberia and DRC have not released new data for this week. Central African Republic and Benin have not released new data for the last three weeks.

- **The case fatality rate (CFR), i.e. deaths per confirmed cases for Africa, stands at 2.2%, which is higher than the global CFR rate of 1.2%.** Regionally, West Africa has the lowest CFR at 1.3%, followed by Central Africa at 1.4%, East Africa at 1.9%, Southern Africa and North Africa at 2.4%. As of April 10, 2022, sixteen African countries recorded CFRs higher than the African average with the highest in Sudan at 7.9%, followed by Somalia (5.1%), Egypt (4.8%), Liberia (4.0%), Niger (3.5%), Malawi (3.1%), The Gambia (3.0%), Mauritius (2.7%), Tunisia (2.7%), South Africa (2.7%), Chad (2.6%), Algeria (2.6%), Namibia (2.5%), Mali (2.4%), Tanzania (2.4%) and Senegal (2.3%).

Recovery Rates in Africa

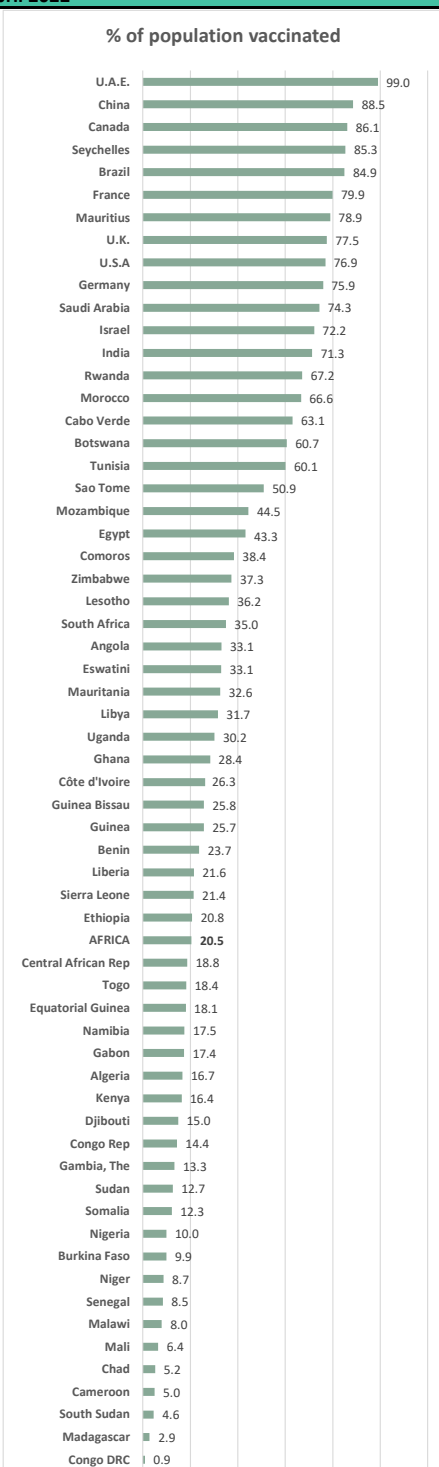
- **As of April 10, 2022, the number of recovered cases in Africa reached 10,625,217, representing 93.1% of its total confirmed cases⁴.** Regionally, the recovery rates stand at 97.9% for West Africa, 97.1% for Southern Africa, 93.4% for North Africa, 83.4% for Central Africa and 75.9% for East Africa. In the week under review, a total of 23,871 newly recovered cases were reported in Africa.

⁴ Burundi has not been publishing new data on recovered cases and deaths since 6 January 21. Tanzania is not currently reporting on recovered cases. Additionally, Liberia, Benin, Rwanda, Sudan, Tanzania, Somalia, Cameroon, CAR, Chad and DRC have not reported recovered cases for more than three weeks.

Status of Vaccinations Administered in Africa and Selected Global Countries for the Week Ending 10 April 2022

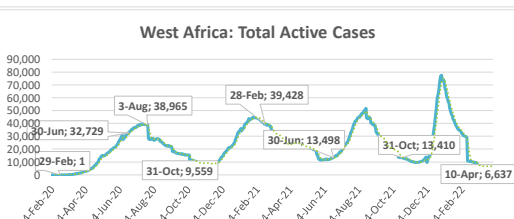
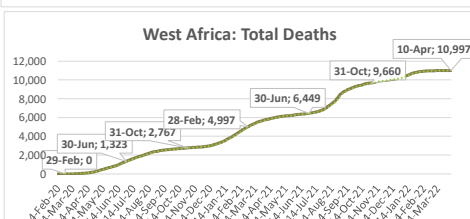
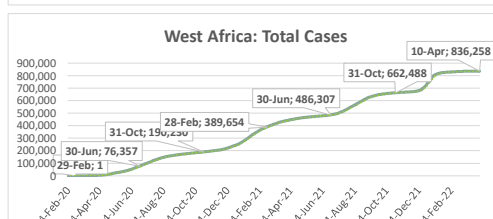
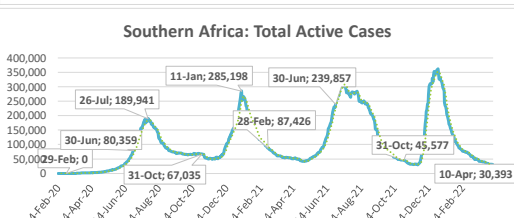
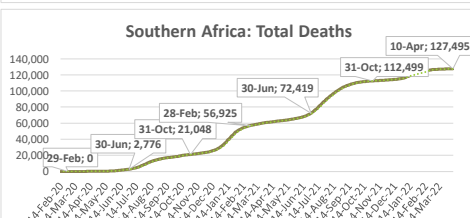
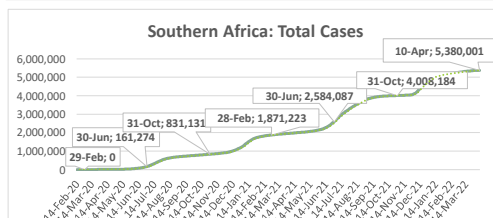
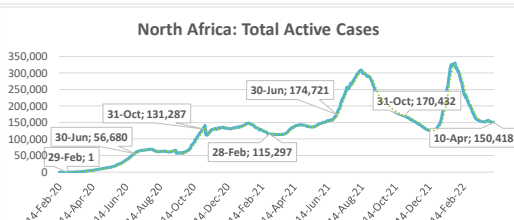
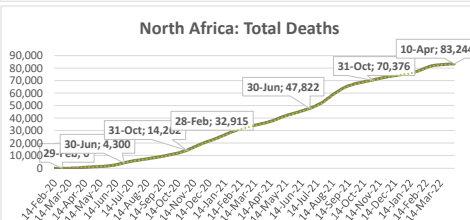
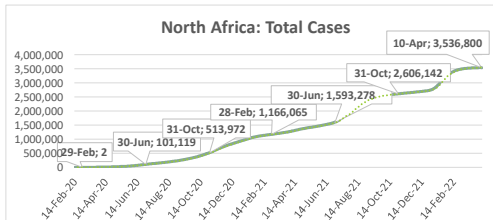
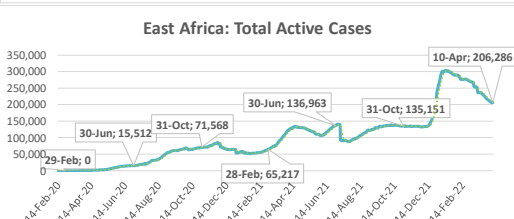
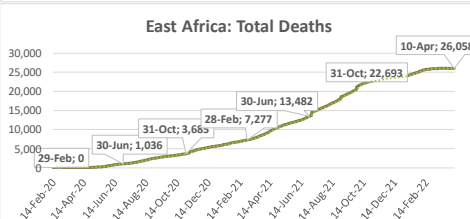
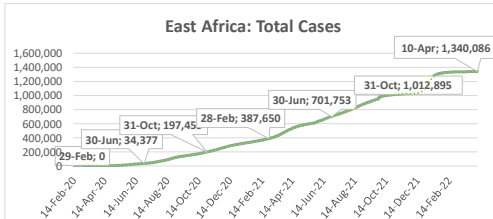
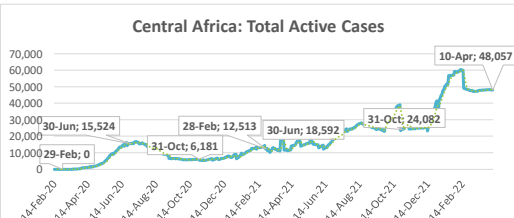
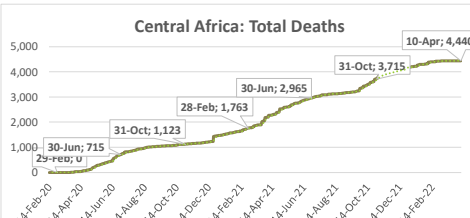
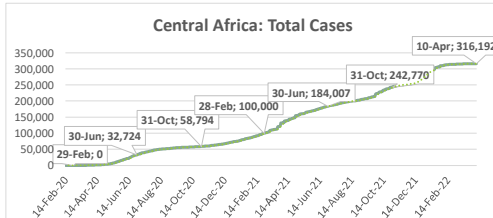
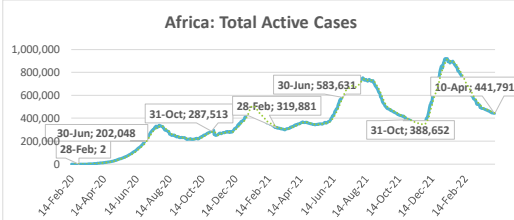
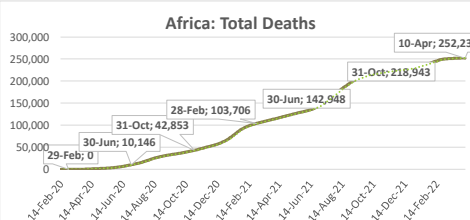
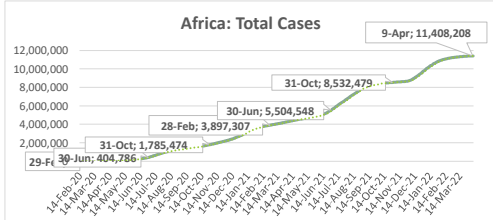
	Vaccinations					
	Total vaccinations	% of population vaccinated (at least one dose)	% of population vaccinated completed (2 doses)*	New vaccinations for the week of 10 Apr.	New vaccinations for the week of 3 Apr.	Weekly change
World	11,409,627,333	47.5	42.6	83,784,474	134,996,479	-51,212,005
AFRICA	460,294,943	20.5	15.4	13,172,350	9,752,215	3,420,135
Algeria	13,704,895	16.7	13.7	0	0	0
Angola	17,535,411	33.1	17.7	0	273,367	-273,367
Benin	3,333,450	23.7	19.5	0	273,015	-273,015
Botswana	2,517,260	60.7	53.9	0	1,071,866	-1,071,866
Burkina Faso	3,320,425	9.9	5.5	950,938	14,580	936,358
Cabo Verde	728,077	63.1	54.6	0	3,293	-3,293
Cameroon	1,558,668	5.0	3.9	0	285,596	-285,596
Central African Rep	1,821,498	18.8	18.3	808,652	44,044	764,608
Chad	1,640,446	5.2	4.5	625,703	596,691	29,012
Comoros	637,961	38.4	33.4	0	0	0
Congo DRC	964,948	0.9	0.6	0	114,217	-114,217
Congo Rep	1,496,858	14.4	12.0	677,927	1,004	676,923
Côte d'Ivoire	10,364,488	26.3	17.0	0	209,573	-209,573
Djibouti	170,319	15.0	11.0	4,765	1,357	3,408
Egypt	77,978,885	43.3	30.9	1,261,904	1,348,807	-86,903
Equatorial Guinea	473,409	18.1	14.5	0	5,905	-5,905
Eswatini	509,424	33.1	27.2	0	2,885	-2,885
Ethiopia	29,373,478	20.8	17.8	0	204,549	-204,549
Gabon	650,502	17.4	11.1	100,460	1,064	99,396
Gambia, The	363,353	13.3	12.8	0	0	0
Ghana	14,228,848	28.4	16.0	1,202,668	388,638	814,030
Guinea	5,952,680	25.7	18.4	0	57,745	-57,745
Guinea Bissau	562,620	25.8	16.9	0	324	-324
Kenya	17,734,375	16.4	14.9	73,022	190,633	-117,611
Lesotho	926,760	36.2	33.7	0	0	0
Liberia	2,201,300	21.6	20.9	1,000,670	0	1,000,670
Libya	3,436,348	31.7	16.3	20,514	0	20,514
Madagascar	2,236,368	2.9	2.7	0	0	0
Malawi	1,993,981	8.0	4.4	0	0	0
Mali	1,873,615	6.4	4.7	0	59,444	-59,444
Mauritania	2,663,719	32.6	22.3	12,922	6,039	6,883
Mauritius	2,567,436	78.9	76.2	73,119	0	73,119
Morocco	54,308,312	66.6	62.6	106,678	91,572	15,106
Mozambique	27,843,440	44.5	41.1	1,627,647	0	1,627,647
Namibia	839,674	17.5	14.9	4,918	7,339	-2,421
Niger	3,726,602	8.7	6.2	1,044,929	7,292	1,037,637
Nigeria	31,391,732	10.0	4.5	0	1,778,655	-1,778,655
Rwanda	20,141,669	67.2	61.4	720,622	1,382,344	-661,722
Sao Tome	208,657	50.9	38.9	3,572	11,310	-7,738
Senegal	2,496,373	8.5	6.0	0	0	0
Seychelles	199,850	85.3	81.0	384	0	384
Sierra Leone	2,868,978	21.4	13.8	734,654	0	734,654
Somalia	2,477,195	12.3	8.3	81,976	59,659	22,317
South Africa	34,118,324	35.0	30.0	380,159	441,948	-61,789
South Sudan	575,057	4.6	4.2	0	50,765	-50,765
Sudan	6,761,896	12.7	7.5	630,826	0	630,826
Togo	2,757,575	18.4	18.4	0	4,246	-4,246
Tunisia	13,058,621	60.1	53.2	21,352	0	21,352
Uganda	17,605,945	30.2	17.0	407,991	0	407,991
Zambia	3,508,455	11.9	77,417	85,269	-7,852	-7,852
Zimbabwe	9,884,783	37.3	23.7	515,961	677,180	-161,219
Americas						
Brazil	419,669,076	84.9	75.5	4,318,155	4,490,280	-172,125
Canada	82,484,998	86.1	82.0	272,255	183,318	88,937
U.S.A	564,616,756	76.9	65.5	3,398,538	1,737,324	1,661,214
Asia						
China	3,293,262,316	88.5	86.1	22,388,316	23,250,000	-861,684
India	1,856,122,430	71.3	60.0	10,018,850	15,818,290	-5,799,440
Europe						
France	155,184,328	79.9	77.7	1,078,635	283,455	795,180
Germany	172,374,142	75.9	75.4	260,612	319,049	-58,437
Israel	18,089,753	72.2	66.0	18,989	20,713	-1,724
U.K.	141,321,469	77.5	72.6	254,971	235,854	19,117
Middle East						
Saudi Arabia	63,273,358	74.3	69.6	107,134	777,373	-670,239
U.A.E.	24,595,645	99.0	96.3	40,659	92,432	-51,773

*: % of population vaccinated completed: Indicates the population that has taken the minimum required doses to complete vaccination depending on the type of vaccine



Summary of COVID-19 tracking in Africa: Situation for the week ending 10 April 2022

	Date of first case	Cases				Deaths				Recovered				Active				Test	
		Total cases	New cases for the week of	New cases for the week of	Weekly change from Previous week	Total deaths	New deaths for the week of	New deaths for the week of	Weekly change from Previous week	Total Recovered	New recovered for the week of	New recovered for the week of	Weekly change from Previous week	Active cases	New active for the week of	New active for the week of	Weekly change from Previous week	Total tests	Tests Per million People
		10 Apr.	3 Apr.	3 Apr.	3 Apr.	10 Apr.	3 Apr.	3 Apr.	3 Apr.	10 Apr.	3 Apr.	3 Apr.	3 Apr.	10 Apr.	3 Apr.	3 Apr.	3 Apr.	10 Apr.	3 Apr.
World	31-Dec-19	498,152,923	6,716,344	10,540,884	-3,824,540	6,176,421	23,583	29,428	-5,845	447,454,047	7,407,665	9,338,115	-1,930,450	44,522,455	-714,904	27,647,220	-28,362,124	6,159,794,228	790,244
Africa	14-Feb-20	11,409,337	15,008	20,752	-5,744	252,234	201	349	-148	10,625,217	23,871	38,892	-15,021	441,791	-9,096	45,047	-54,143	104,051,228	77,718
Central Africa	6-Mar-20	316,192	286	171	115	4,440	1	4	-3	263,695	343	4	339	48,057	-58	13,112	-13,170	6,067,586	41,414
East Africa	13-Mar-20	1,340,086	1,350	1,006	344	26,058	5	21	-16	1,017,647	6,517	12,694	-6,177	206,286	-5,204	85,905	-91,109	19,615,881	52,241
North Africa	14-Feb-20	3,536,800	2,114	5,809	-3,695	83,244	113	217	-104	3,303,138	4,741	5,248	-507	150,418	-2,740	-25,956	23,216	25,487,898	123,467
Southern Africa	5-Mar-20	5,380,001	10,811	13,331	-2,520	127,495	81	104	-23	5,222,113	11,735	20,570	-8,835	30,393	-1,005	-16,044	15,039	38,484,075	180,520
West Africa	28-Feb-20	836,258	447	435	12	10,997	1	3	-2	818,624	535	376	159	6,637	-89	-11,970	11,881	14,395,788	36,243



..... 7-day moving average

Central Africa

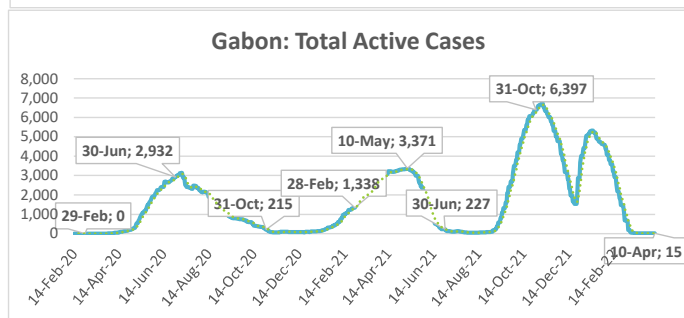
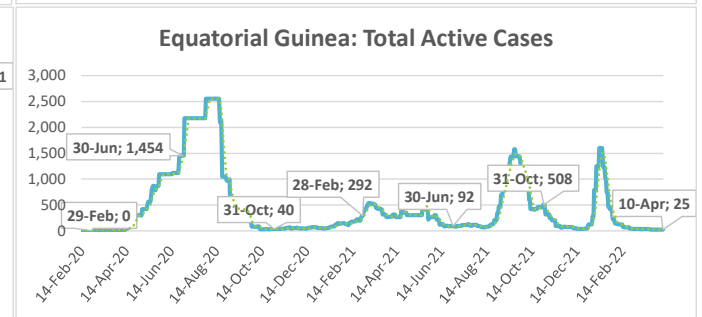
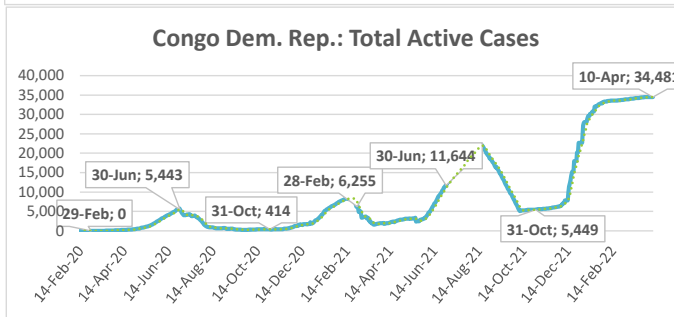
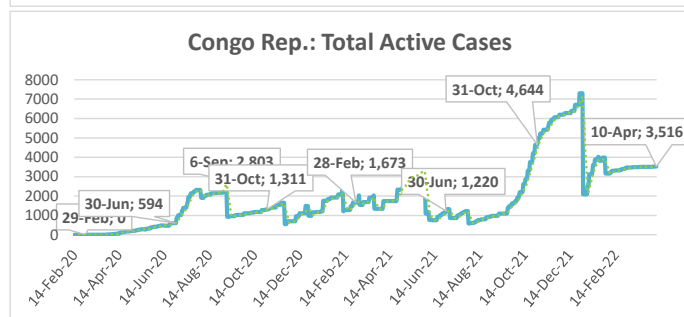
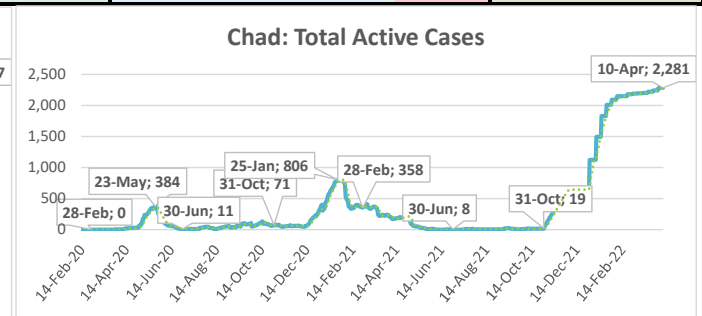
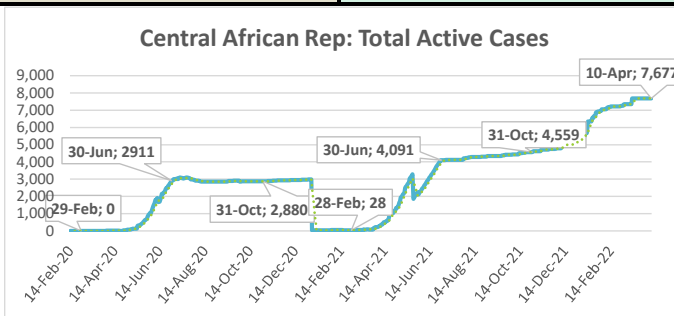
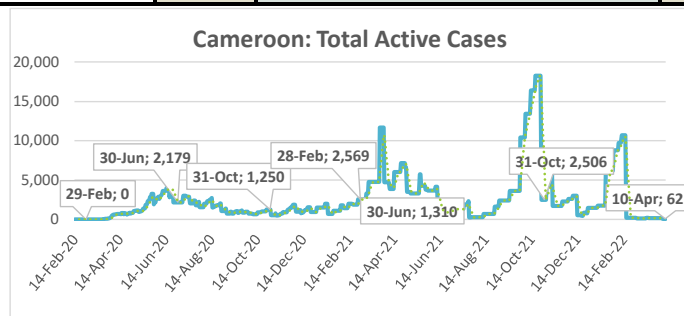
Highlights of the Covid-19 Situation in Central Africa for the Week Ending April 10, 2022

- **As of Sunday, April 10, 2022, the number of reported total cases in the Central Africa region reached 316,192.** Total number of Covid-19 tests conducted and tests per 1 million people, in the region, stand at 6,067,586 and 41,414 respectively. The region reported 286 new cases during the week, which was a 67.3¹ percent increase compared to the preceding week. The total number of deaths reported since the start of the pandemic reached 4,440, of which 1 is a new death during the week. The number of total recovered cases reached 263,695, of which 343 were newly recovered cases recorded during the week. The total number of active cases stands at 48,057, indicating a decline of 58 cases during the week. The weekly decline in the number of active cases in the region is mainly attributable to Cameroon.
- **Cameroon accounted for 37.9% of the total cases reported in the region since the start of the pandemic and 82.5% of the new cases reported during the week.** The lowest number of total cases in the region, since the start of the pandemic, was recorded in Chad at 7,347.
- **The average case fatality rate (CFR) based on cumulative total cases and deaths as of April 10, 2022, for the region, stands at 1.4%. The highest CFR in the region was reported in Chad at 2.6% and the lowest in Gabon at 0.6%.**

¹ The change is partly explained by Cameroon reporting figures for two weeks.

Summary of COVID-19 tracking in Central Africa: Situation for the week ending 10 April 2022

	Date of first case	Cases				Deaths				Recovered				Active				Test	
		Total cases	New cases for the week of	New cases for the week of	Weekly change	Total deaths	New deaths for the week of	New deaths for the week of	Weekly change from Previous week	Total Recovered	New recovered for the week of	New recovered for the week of	Weekly change from Previous week	Active cases	New active for the week of	New active for the week of	Weekly change from Previous week	Total tests	Tests Per million People
			10 Apr.	3 Apr.			10 Apr.	3 Apr.			10 Apr.	3 Apr.			10 Apr.	3 Apr.			
Central Africa	6-Mar-20	316,192	286	171	115	4,440	1	4	-3	263,695	343	4	339	48,057	-58	13,112	-13,170	6,067,586	41,414
Cameroon	6-Mar-20	119,780	236	0	236	1,927	0	0	0	117,791	336	0	336	62	-100	-16,257	16,157	2,524,670	95,106
Central African Rep.	15-Mar-20	14,649	0	0	0	113	0	0	0	6,859	0	0	0	7,677	0	3,167	-3,167	88,886	18,404
Chad	19-Mar-20	7,347	39	22	17	192	1	1	0	4,874	0	0	0	2,281	38	2,203	-2,165	210,933	12,842
Congo Rep.	15-Mar-20	24,079	8	9	-1	385	0	1	-1	20,178	0	0	0	3,516	8	629	-621	366,866	66,484
Congo Dem. Rep.	10-Mar-20	86,748	0	137	-137	1,337	0	2	-2	50,930	0	0	0	34,481	0	29,096	-29,096	983,753	10,984
Equatorial Guinea	14-Mar-20	16,001	1	1	0	183	0	0	0	15,793	3	1	2	25	-2	-394	392	303,365	216,228
Gabon	12-Mar-20	47,588	2	2	0	303	0	0	0	47,270	4	3	1	15	-2	-5,332	5,330	1,589,113	713,973



.....: 7-day moving average

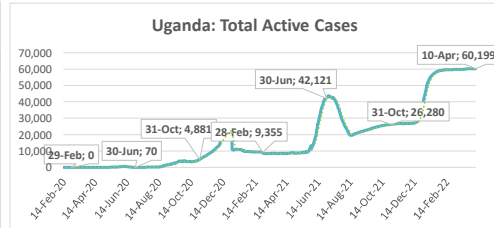
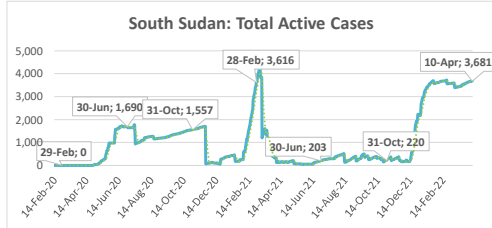
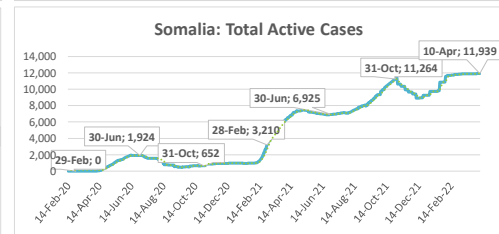
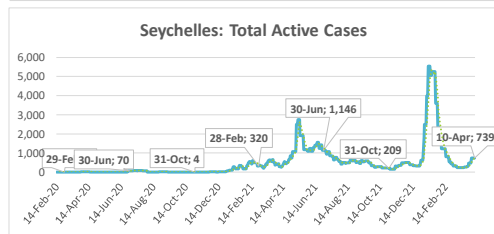
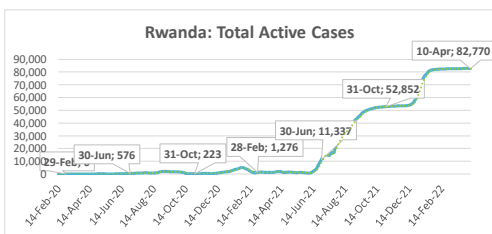
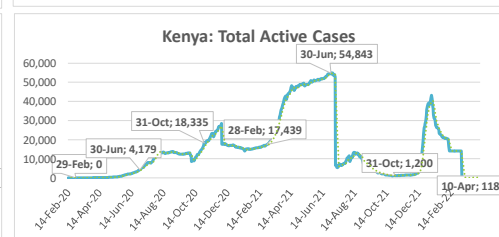
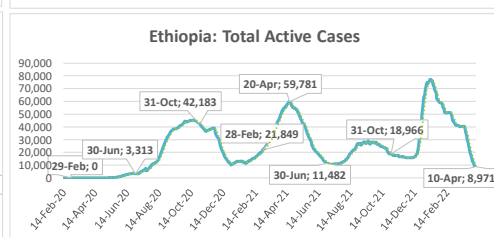
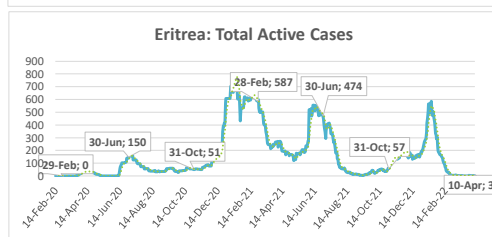
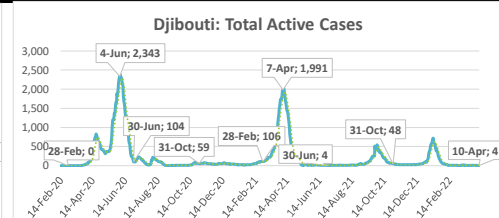
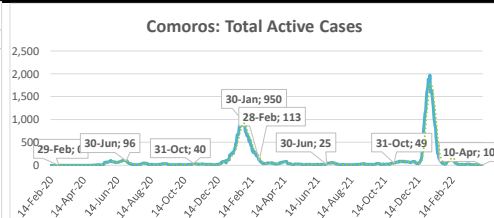
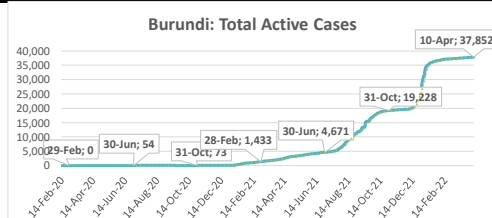
East Africa

Highlights of the Covid-19 Situation in East Africa for the Week Ending April 10, 2022

- **As of Sunday, April 10, 2022, the number of total cases in the East Africa region reached 1,340,086.** Total number of Covid-19 tests conducted and tests per 1 million people, in the region, stand at 19,615,881 and 52,241 respectively. The region reported 1,350 new cases in the week, which is a 34.2% increase compared to the preceding week. The total number of deaths reported reached 26,058, of which 5 were new deaths during the week. The number of total recovered cases reached 1,017,647¹, of which 6,517 were newly recovered cases during the week. The total number of active cases stands at 206,286, indicating a decline of 5,204 cases in the week. The weekly decline in the number of active cases in the region is mainly attributable to Ethiopia.
- **Ethiopia accounted for 35.1% of the total cases reported in the region since the start of the pandemic, While Seychelles accounted for 47.3% of the new cases reported in the region during the week.** The lowest number of total cases in the region, since the start of the pandemic, was recorded in Comoros at 8,099 of which 97.9% are reported to have recovered.
- **The average case fatality rate (CFR) based on cumulative total cases and deaths as of April 10, 2022, for the region, stands at 1.9%. The highest CFR in the region was reported in Sudan at 7.9% and the lowest in Seychelles at 0.4%.**

¹ Burundi has not been publishing new data on recovered cases and deaths since 6 January 21, hence is excluded from CFR comparison. Sudan and Tanzania are not releasing data on recovered cases.

Summary of COVID-19 tracking in East Africa: Situation for the week ending 10 April 2022																			
	Date of first case	Cases				Deaths				Recovered				Active				Test	
		Total cases	New cases for the week of	New cases for the week of	Weekly change	Total deaths	New deaths for the week of	New deaths for the week of	Weekly change from Previous week	Total Recovered	New recovered for the week of	New recovered for the week of	Weekly change from Previous week	Active cases	New active for the week of	New active for the week of	Weekly change from Previous week	Total tests	Tests Per million People
10 Apr.	3 Apr.	10 Apr.	3 Apr.	10 Apr.	3 Apr.	10 Apr.	3 Apr.	10 Apr.	3 Apr.	10 Apr.	3 Apr.	10 Apr.	3 Apr.	10 Apr.	3 Apr.				
East Africa	13-Mar-20	1,340,086	1,350	1,006	344	26,058	5	21	-16	1,017,647	6,517	12,694	-6,177	206,286	-5,204	85,905	-91,109	19,615,881	52,241
Burundi	31-Mar-20	38,663	144	56	88	38	0	0	0	773	0	0	0	37,852	144	18,803	-18,659	1,471,494	123,751
Comoros	2-May-20	8,099	6	10	-4	160	0	0	0	7,929	8	8	0	10	-2	-13	11	6,227	7,161
Djibouti	18-Mar-20	15,594	4	10	-6	189	0	0	0	15,401	5	8	-3	4	-1	-153	152	300,702	304,354
Eritrea	21-Mar-20	9,731	3	4	-1	103	0	0	0	9,625	2	3	-1	3	1	-51	52	23,693	6,681
Ethiopia	13-Mar-20	470,050	231	198	33	7,509	5	12	-7	453,570	6,028	12,383	-6,355	8,971	-5,802	2,902	-8,704	4,704,274	40,920
Kenya	13-Mar-20	323,541	87	80	7	5,648	0	1	-1	317,775	90	95	-5	118	-3	-1,419	1,416	3,549,966	66,020
Rwanda	14-Mar-20	129,750	22	19	3	1,458	0	0	0	45,522	0	0	0	82,770	22	30,403	-30,381	5,166,836	398,915
Seychelles	15-Mar-20	41,059	638	377	261	164	0	1	-1	40,156	366	171	195	739	272	-22	294	21,504	218,654
Somalia	16-Mar-20	26,471	71	0	71	1,348	0	0	0	13,184	2	0	2	11,939	69	1,338	-1,269	400,466	25,197
South Sudan	5-Apr-20	17,333	55	94	-39	138	0	0	0	13,514	0	7	-7	3,681	55	3,211	-3,156	364,018	32,520
Sudan	13-Mar-20	61,987	32	66	-34	4,907	0	6	-6	0	0	-3,575	3,575	562,941	12,838
Tanzania	16-Mar-20	33,815	0	18	-18	800	0	0	0	455,776	7,630
Uganda	21-Mar-20	163,993	57	74	-17	3,596	0	1	-1	100,198	16	19	-3	60,199	41	34,481	-34,440	2,587,984	56,579



.....: 7-day moving average

North Africa

Highlights of the Covid-19 Situation in North Africa for the Week Ending April 10, 2022

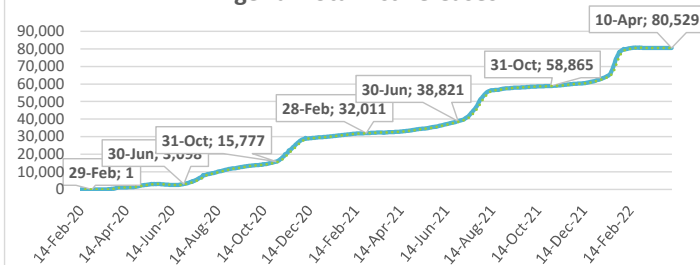
- **As of Sunday, April 10, 2022, the number of total cases in the North Africa region reached 3,536,800.** Total number of Covid-19 tests conducted and tests per 1 million people, in the region, stand at 25,487,898 and 123,467 respectively. The region reported 2,114 new cases in the week, which is a 63.6%¹ decline compared to the preceding week. The total number of deaths reported reached 83,244, of which 113 were new deaths during the week. The number of total recovered cases reached 3,303,138, of which 4,741 were newly recovered cases during the week. The total number of active cases stands at 150,418, indicating a decline of 2,740 cases during the week. The weekly decline in the number of active cases in the region is mainly attributable to Tunisia.
- **Morocco accounted for 32.9% of the total cases reported in the region since the start of the pandemic, while Tunisia accounted for 69.7% of the new cases in the region during the week.** The lowest number of total cases in the region, since the start of the pandemic, was recorded in Mauritania at 58,677 of which 98.3% are reported to have recovered.
- **The average case fatality rate (CFR) based on cumulative total cases and deaths as of April 10, 2022, for the region, stands at 2.4%. The highest CFR in the region was recorded in Egypt at 4.8% and the lowest in Libya at 1.3%.**

¹ The change is partially explained by Egypt not releasing new data for this week.

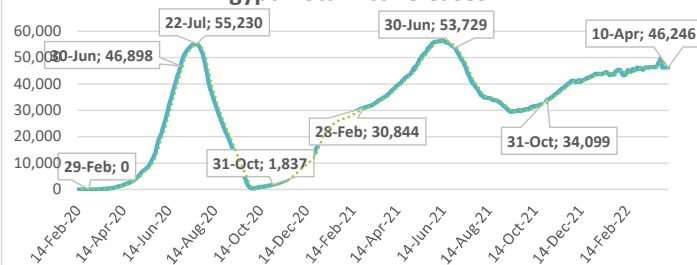
Summary of COVID-19 tracking in North Africa: Situation for the week ending 10 April 2022

	Date of first case	Cases				Deaths				Recovered				Active				Test	
		Total cases	New cases for the week of	New cases for the week of	Weekly change	Total deaths	New deaths for the week of	New deaths for the week of	Weekly change from Previous week	Total Recovered	New recovered for the week of	New recovered for the week of	Weekly change from Previous week	Active cases	New active for the week of	New active for the week of	Weekly change from Previous week	Total tests	Tests Per million People
			10 Apr.	3 Apr.			10 Apr.	3 Apr.			10 Apr.	3 Apr.			10 Apr.	3 Apr.			
North Africa	14-Feb-20	3,536,800	2,114	5,809	-3,695	83,244	113	217	-104	3,303,138	4,741	5,248	-507	150,418	-2,740	-25,956	23,216	25,487,898	123,467
Algeria	26-Feb-20	265,724	33	62	-29	6,874	0	1	-1	178,321	16	54	-38	80,529	17	21,849	-21,832	230,861	5,265
Egypt	14-Feb-20	509,177	0	2,795	-2,795	24,473	0	40	-40	438,458	0	3,955	-3,955	46,246	0	15,803	-15,803	6,122,287	59,826
Libya	25-Mar-20	501,834	96	243	-147	6,429	10	15	-5	490,837	785	821	-36	4,568	-699	-59,715	59,016	2,475,203	360,224
Mauritania	14-Mar-20	58,677	7	4	3	982	0	0	0	57,684	4	2	2	11	3	-437	440	789,980	169,901
Morocco	5-Mar-20	1,164,030	504	552	-48	16,061	1	3	-2	1,147,180	476	416	60	789	27	-5,331	5,358	11,331,667	307,003
Tunisia	5-Mar-20	1,037,358	1,474	2,153	-679	28,425	102	158	-56	990,658	3,460	0	3,460	18,275	-2,088	1,875	-3,963	4,537,900	383,962

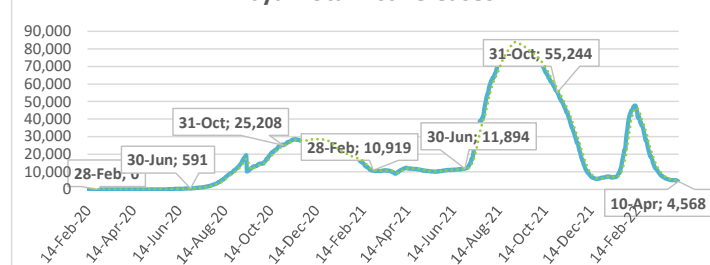
Algeria: Total Active Cases



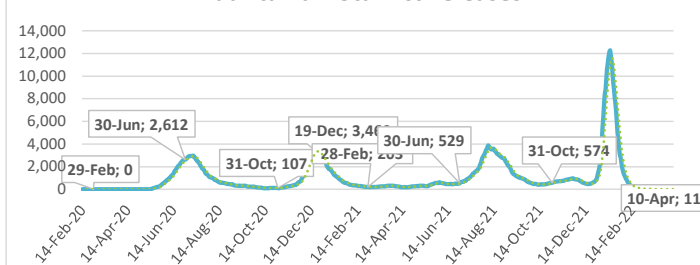
Egypt: Total Active Cases



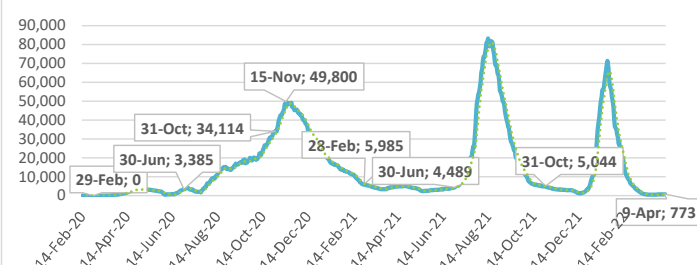
Libya: Total Active Cases



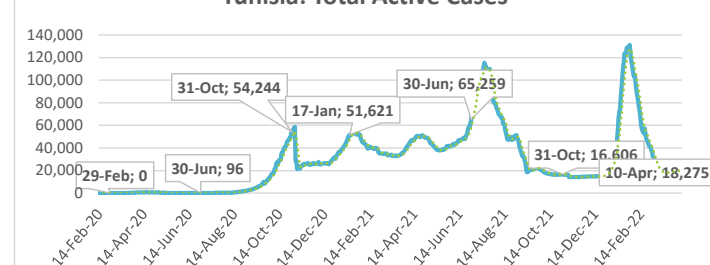
Mauritania: Total Active Cases



Morocco: Total Active Cases



Tunisia: Total Active Cases



.....: 7-day moving average

Southern Africa

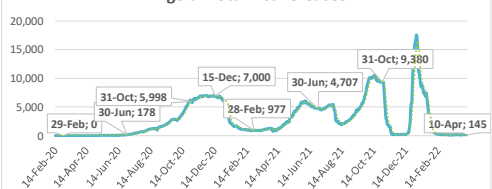
Highlights of the Covid-19 Situation in Southern Africa for the Week Ending April 10, 2022

- **As of Sunday, April 10, 2022, the number of total cases in the Southern Africa region reached 5,380,001.** Total number of Covid-19 tests conducted and tests per 1 million people, in the region, stand at 38,484,075 and 180,520 respectively. The region reported 10,811 new cases in the week, which is an 18.9% decline compared to the preceding week. The total number of deaths reported reached 127,495, of which 81 were new deaths during the week. The total number of recovered cases reached 5,222,113, of which 11,735 were newly recovered cases during the week. The total number of active cases stands at 30,393, indicating a decline of 1,005 cases in the week. The weekly decline in the number of active cases in the region is mainly attributable to Zimbabwe.
- **South Africa accounted for 69.4% of the total cases reported in the region since the start of the pandemic and 84.4% of the new cases in the region during the week.** The lowest number of total cases in the region, since the start of the pandemic, was recorded in São Tomé & Príncipe at 5,948 of which 98.7% are reported to have recovered.
- **The average case fatality rate (CFR) based on cumulative total cases and deaths as of April 10, 2022, for the region, stands at 2.4%. The highest CFR in the region was reported in Malawi at 3.1% and the lowest in Botswana at 0.9%.**

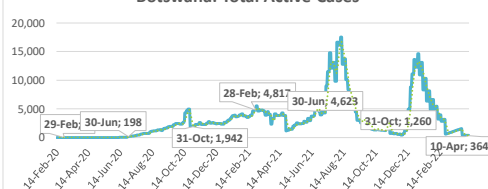
Summary of COVID-19 tracking in Southern Africa: Situation for the week ending 10 April 2022

	Date of first case	Cases				Deaths				Recovered				Active				Test	
		Total cases	New cases for the week of	New cases for the week of	Weekly change	Total deaths	New deaths for the week of	New deaths for the week of	Weekly change from Previous week	Total Recovered	New recovered for the week of	New recovered for the week of	Weekly change from Previous week	Active cases	New active for the week of	New active for the week of	Weekly change from Previous week	Total tests	Tests Per million People
		10 Apr.	3 Apr.	3 Apr.	3 Apr.	10 Apr.	3 Apr.	3 Apr.	3 Apr.	10 Apr.	3 Apr.	3 Apr.	3 Apr.	10 Apr.	3 Apr.	3 Apr.	3 Apr.	10 Apr.	10 Apr.
Southern Africa	5-Mar-20	5,380,001	10,811	13,331	-2,520	127,495	81	104	-23	5,222,113	11,735	20,570	-8,835	30,393	-1,005	-16,044	15,039	38,484,075	180,520
Angola	27-Mar-20	99,194	0	79	-79	1,900	0	0	0	97,149	0	73	-73	145	0	-10,413	10,413	1,499,795	45,633
Botswana	16-Mar-20	305,326	0	1,435	-1,435	2,686	0	5	-5	302,476	0	2,610	-2,610	364	0	198	-198	2,219,469	943,801
Eswatini	14-Mar-20	69,968	117	187	-70	1,395	1	1	0	68,487	138	106	32	86	-22	-190	168	1,007,248	868,194
Lesotho	13-May-20	32,910	0	30	-30	697	0	0	0	24,155	0	39	-39	8,058	0	-811	811	435,274	203,186
Madagascar	20-Mar-20	64,089	39	41	-2	1,390	2	4	-2	59,355	42	33	9	3,344	-5	2,009	-2,014	415,532	15,006
Malawi	2-Apr-20	85,703	39	54	-15	2,628	2	0	2	81,385	713	1,594	-881	1,690	-676	1,307	-1,983	566,331	29,604
Mauritius	18-Mar-20	36,943	315	502	-187	985	17	0	17	34,747	673	1,143	-470	1,211	-375	-635	260	359,627	282,777
Mozambique	27-Mar-20	225,293	27	27	0	2,200	0	0	0	223,047	49	935	-886	46	-22	-13	-9	1,302,362	41,668
Namibia	14-Mar-20	157,896	250	35	215	4,021	2	0	2	153,069	0	0	0	806	248	-387	635	991,139	390,073
São Tomé & Príncipe	6-Apr-20	5,948	3	0	3	73	0	0	0	5,872	5	1	4	3	-2	-503	501	39,048	178,172
South Africa	5-Mar-20	3,732,075	9,121	9,702	-581	100,096	46	84	-38	3,619,311	8,188	11,560	-3,372	12,668	887	-9,265	10,152	24,060,151	405,677
Zambia	18-Mar-20	317,483	452	481	-29	3,967	0	1	-1	312,721	293	560	-267	795	159	520	-361	3,373,977	183,528
Zimbabwe	25-Mar-20	246,973	448	758	-310	5,457	11	9	2	240,339	1,634	1,916	-282	1,177	-1,197	2,139	-3,336	2,214,122	148,969

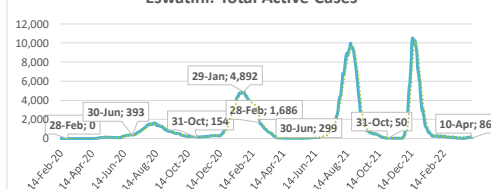
Angola: Total Active Cases



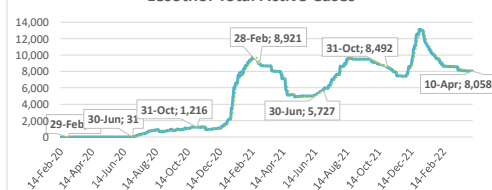
Botswana: Total Active Cases



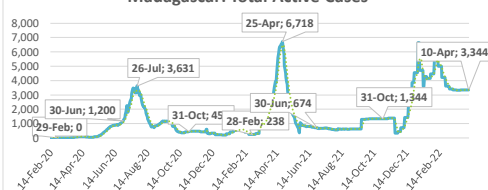
Eswatini: Total Active Cases



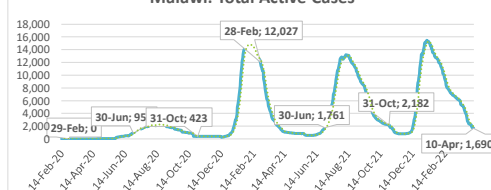
Lesotho: Total Active Cases



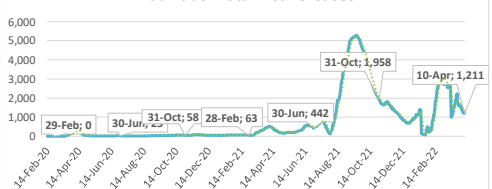
Madagascar: Total Active Cases



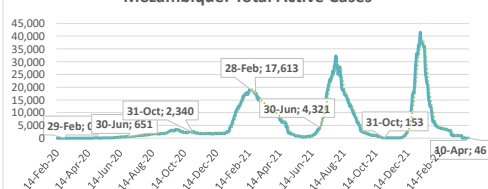
Malawi: Total Active Cases



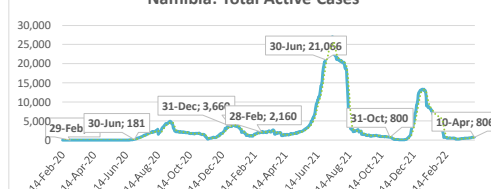
Mauritius: Total Active Cases



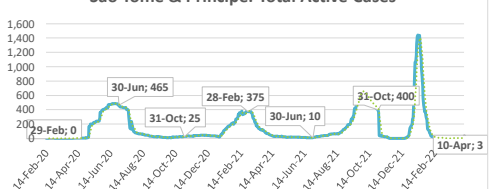
Mozambique: Total Active Cases



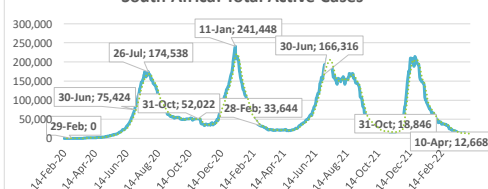
Namibia: Total Active Cases



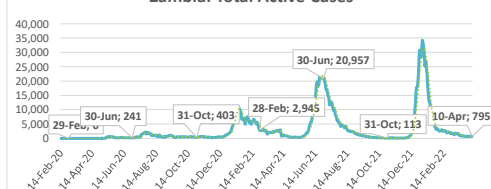
São Tomé & Príncipe: Total Active Cases



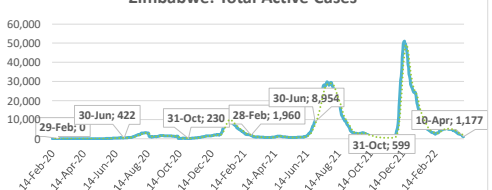
South Africa: Total Active Cases



Zambia: Total Active Cases



Zimbabwe: Total Active Cases



.....: 7-day moving average

West Africa

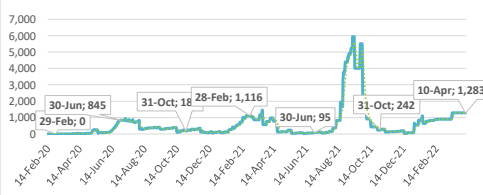
Highlights of the Covid-19 Situation in West Africa for the Week Ending April 10, 2022

- **As of Sunday, April 10, 2022, the number of total cases in the West Africa region reached 836,258.** Total number of Covid-19 tests conducted and tests per 1 million people, in the region, stand at 14,395,788 and 36,243 respectively. The region reported 447 new cases during the week, which is a 2.8% increase compared to the new cases reported in the preceding week. The total number of deaths reported reached 10,997, of which 1 (one) was a new death during the week. The number of total recovered cases reached 818,624, of which 535 were newly recovered cases during the week. The total number of active cases stands at 6,637, indicating a decline of 89 cases in the week. The weekly decline in the number of active cases in the region is mainly attributable to Guinea-Bissau.
- **Nigeria accounted for 30.6% of the total cases reported in the region since the start of the pandemic and 30.9% of the new cases in the region during the week.** The lowest number of total cases in the region, since the start of the pandemic, was recorded in Liberia at 7,400.
- **The average case fatality rate (CFR) based on cumulative total cases and deaths as of April 10, 2022, for the region, stands at 1.3%. The highest CFR in the region was reported in Liberia at 4.0% and the lowest in Benin at 0.6%.**

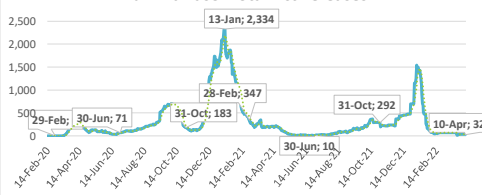
Summary of COVID-19 tracking in West Africa: Situation for the week ending 10 April 2022

	Date of first case	Cases				Deaths				Recovered				Active				Test	
		Total cases	New cases for the week of	New cases for the week of	Weekly change	Total deaths	New deaths for the week of	New deaths for the week of	Weekly change from Previous week	Total Recovered	New recovered for the week of	New recovered for the week of	Weekly change from Previous week	Active cases	New active for the week of	New active for the week of	Weekly change from Previous week	Total tests	Tests Per million People
			10 Apr.	3 Apr.			10 Apr.	3 Apr.			10 Apr.	3 Apr.			10 Apr.	3 Apr.			
West Africa	28-Feb-20	836,258	447	435	12	10,997	1	3	-2	818,624	535	376	159	6,637	-89	-11,970	11,881	14,395,788	36,243
Benin	16-Mar-20	26,952	0	0	0	163	0	0	0	25,506	0	0	0	1,283	0	855	-855	604,310	49,847
Burkina Faso	9-Mar-20	20,858	0	5	-5	382	0	0	0	20,444	0	5	-5	32	0	-335	335	324,773	15,537
Cabo Verde	20-Mar-20	55,972	12	12	0	401	0	0	0	55,504	9	20	-11	67	3	-340	343	474,103	852,723
Côte d'Ivoire	11-Mar-20	81,828	67	64	3	796	0	0	0	80,985	61	48	13	47	6	-884	890	1,482,520	56,202
Gambia, The	18-Mar-20	11,990	2	2	0	365	0	0	0	11,591	0	0	0	34	2	23	-21	155,686	64,422
Ghana	12-Mar-20	161,048	77	46	31	1,445	0	0	0	159,566	98	59	39	37	-21	-2,457	2,436	2,426,051	78,076
Guinea	13-Mar-20	36,459	0	0	0	440	0	0	0	35,976	0	0	0	43	0	-911	911	668,971	50,939
Guinea-Bissau	26-Mar-20	8,173	22	20	2	170	0	1	-1	7,260	114	44	70	743	-92	267	-359	130,662	66,393
Liberia	16-Mar-20	7,400	0	3	-3	294	0	0	0	5,747	0	0	0	1,359	0	1,297	-1,297	139,824	27,646
Mali	25-Mar-20	30,566	71	23	48	729	1	1	0	29,670	29	16	13	167	41	-464	505	655,427	32,365
Niger	20-Mar-20	8,822	11	10	1	308	0	0	0	8,487	3	13	-10	27	8	-86	94	243,301	10,051
Nigeria	28-Feb-20	255,606	138	172	-34	3,142	0	0	0	249,718	106	117	-11	2,746	32	-6,659	6,691	4,906,535	23,802
Senegal	2-Mar-20	85,950	31	51	-20	1,965	0	1	-1	83,959	45	43	2	26	-14	8	-22	1,054,841	62,998
Sierra Leone	31-Mar-20	7,677	3	0	3	125	0	0	0	7,552	3	0	3	0	0	-1,882	1,882	405,779	50,869
Togo	6-Mar-20	36,957	13	27	-14	272	0	0	0	36,659	67	11	56	26	-54	-402	348	723,005	87,333

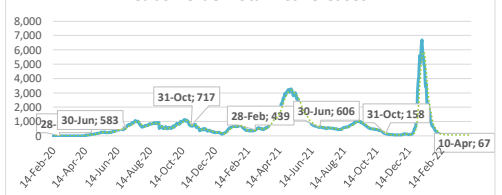
Benin: Total Active Cases



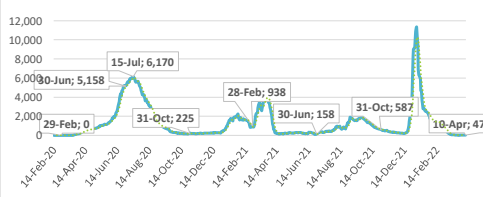
Burkina Faso: Total Active Cases



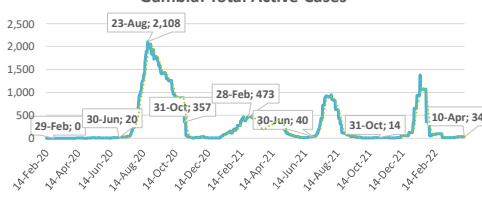
Cabo Verde: Total Active Cases



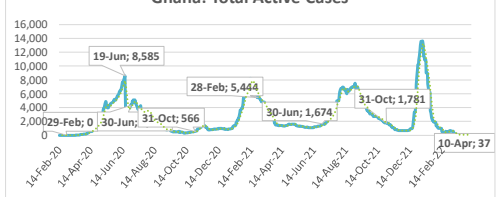
Côte d'Ivoire: Total Active Cases



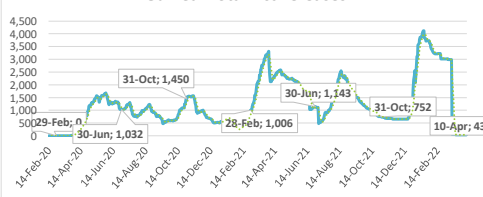
Gambia: Total Active Cases



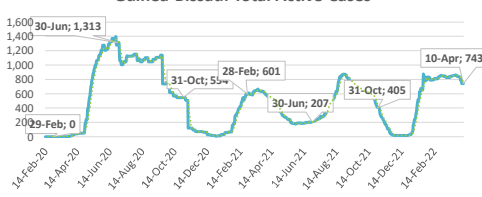
Ghana: Total Active Cases



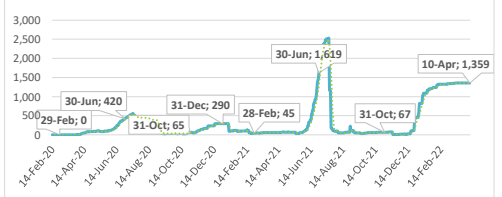
Guinea: Total Active Cases



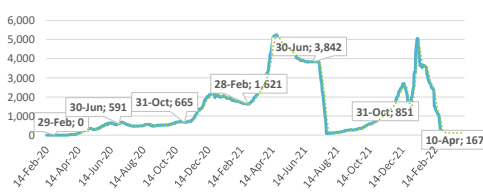
Guinea-Bissau: Total Active Cases



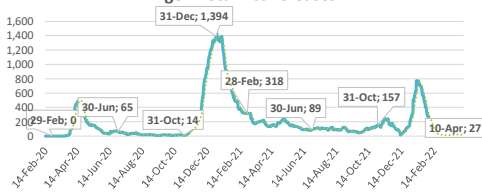
Liberia: Total Active Cases



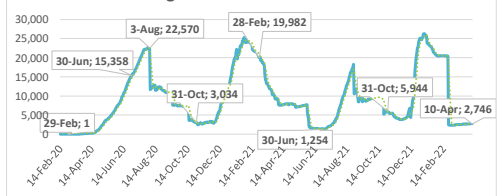
Mali: Total Active Cases



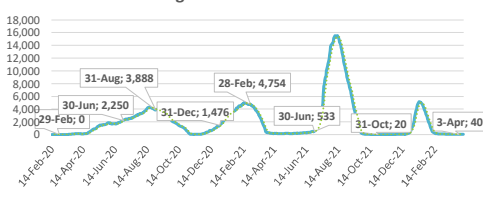
Niger: Total Active Cases



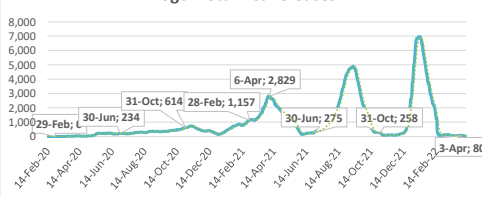
Nigeria: Total Active Cases



Senegal: Total Active Cases



Togo: Total Active Cases



.....: 7-day moving average