



AFRICAN DEVELOPMENT BANK GROUP

Weekly Data Flash on Covid-19 in Africa¹:

The situation as of Sunday, May 8, 2022

Statistics Department (ECST)

¹ This briefing note has been prepared by Roza Mamuye Bora, Senior Statistician; Anouar Chaouch, Statistician; Soumaila Karambiri, Statistical Assistant; Regis Hauhouot Stephane, Statistical Assistant and Desire Lakpa Guy, Statistical Assistant; and Robert Maate, Chief Statistician under the supervision of Louis Kouakou, Division Manager ECST.1

Contents

	Page
Highlights of the Covid-19 Situation in Africa as of May 8, 2022	1
Data Annexes: Africa	4
Highlights of the Covid-19 Situation in Central Africa as of May 8, 2022	6
Data Annexes: Central Africa	8
Highlights of the Covid-19 Situation in East Africa as of May 8, 2022	9
Data Annexes: East Africa	11
Highlights of the Covid-19 Situation in North Africa as of May 8, 2022	12
Data Annexes: North Africa	14
Highlights of the Covid-19 Situation in Southern Africa as of May 8, 2022	15
Data Annexes: Southern Africa	17
Highlights of the Covid-19 Situation in West Africa as of May 8, 2022	18
Data Annexes: West Africa	20

Highlights of the Covid-19 Situation in Africa for the Week Ending May 8, 2022

Vaccinations: Status Update

- **In the week ending May 8, 2022, nearly 58.5 million new Covid-19 vaccinations were administered globally, leading to a cumulative total of over 11.7 billion since the start of the program.** In terms of the geographical distribution, China accounts for 28.7% of the total number of Covid-19 vaccinations administered to date, followed by India at 16.3% and the USA at 4.9%.
- **The number of African countries with updated data on Covid-19 vaccinations stands at 51, of which only 17 released new data on the progress of the vaccination program this week.** As of May 8, 2022, a cumulative total of 486,515,061¹ vaccinations had been administered in Africa, which represents 4.2% of total global vaccinations. Egypt accounts for 16.9% of the vaccinations carried out in Africa to date, followed by Morocco (11.2%), Nigeria (7.9%) and South Africa (7.2%). As of May 8, 2022, 16.7% of Africa's population had completed² a course of vaccination and 22.1% had received at least one dose of vaccine.

Covid-19 Testing in Africa

- **As of Sunday, May 8, 2022, over 106.2 million tests for Covid-19 had been administered in Africa.** Nine countries collectively account for 64.8% of all the tests conducted in Africa by May 8, 2022, namely, South Africa (23.2%), Morocco (10.8%), Egypt (5.8%), Rwanda (5.0%), Nigeria (4.8%), Ethiopia (4.5%), Tunisia (4.3%), Kenya (3.4%) and Zambia (3.2%).
- **The average number of tests per 1 million people in Africa as of May 8, 2022, stands at 79,361.** Botswana continues to lead on this indicator with 968,092 tests per 1 million people, followed by Eswatini (877,908), Cabo Verde (866,018), Gabon (715,998), South Africa (416,060) and Rwanda (409,698).

Confirmed, New and Active Global Covid-19 Cases

- **Globally, the total number of confirmed Covid-19 cases since the start of the pandemic reached 517,349,189, of which 91.2% have recovered.** The majority cases (37.3%) occurred in Europe, followed by Asia (28.8%), North America (19.1%), South America (11.0%) and Africa (2.2%).
- **The number of new cases reported globally in the review week amounted to 3,483,943, indicating a 19.5% decline compared to the new cases recorded in the preceding week.**

¹ The total vaccination figures indicate the total number of vaccines administered including both vaccinations completed and vaccines of at least one dose.

² Completed vaccination refers to population that have taken the minimum required doses of vaccination, depending on the type of vaccine.

- **The cumulative total of global deaths due to Covid-19 reached 6,251,320, of which 14,766 were recorded in the week ending May 8, 2022.** This was 20.3% lower than the number of deaths recorded in the previous week. The number of global active cases decreased by 794,584 cases in the week under review, bringing the total, as of May 8, 2022, to 39,045,796.
- **Africa accounts for 2.2% of the total global cases, 4.0% of total global deaths, 2.3% of global recovered cases and 1.3% of active cases as of May 8, 2022, as detailed below.**

Confirmed, New and Active Covid-19 Cases in Africa

- **As of May 8, 2022, the total number of confirmed cases in Africa reached 11,545,357,³ 65.3%** of which were in six countries, namely South Africa (33.3%), Morocco (10.1%), Tunisia (9.0%), Egypt (4.5%), Libya (4.3%) and Ethiopia (4.1%). The five countries with the lowest number of reported cases since the start of the pandemic were São Tomé & Príncipe, Chad, Liberia, Sierra Leone and Comoros, with cases ranging between 5,964 in São Tomé & Príncipe and 8,100 in Comoros. These five countries collectively account for 0.3% of the confirmed cases in Africa. Considering population size, Seychelles, Botswana, Cabo Verde, Tunisia and Libya are the five countries with the highest number of confirmed cases per 1 million people, with rates ranging from 430,688 in Seychelles to 71,255 in Libya.
- **In the week under review, a total of 50,113 new cases were reported in Africa,** which is 30.7% higher than new cases recorded in the previous week. These new cases in Africa account for 1.4% of the weekly new cases recorded globally. The Southern Africa region accounted for 95.2 % of the weekly new cases in Africa, followed by East Africa (2.6%), North Africa (1.7%), West Africa (0.5%) and Central Africa (0.01%).
- **The number of active cases in Africa increased by 17,117 in the week ending May 8, 2022, indicating a cumulative total of 491,672 active cases since the start of the pandemic across the continent.** Currently, five countries collectively account for 68.1% of the active cases in Africa, namely Rwanda (16.9%), Algeria (16.4%), South Africa (12.6%), Uganda (12.3%) and Egypt (9.9%).
- **All the regions, except North and West Africa, recorded an increase in active cases, to varying degrees, during the review week.**

Deaths and the Case Fatality Rates in Africa

- **As of May 8, 2022, a total of 253,070 deaths had been reported in Africa since the start of the pandemic,** of which 50.6% were in Southern Africa, 33.0% in North Africa, 10.3% in East Africa, 4.4% in West Africa, and 1.8% in Central Africa. The five countries with the highest number of reported deaths due to Covid-19 since the start of the pandemic are South Africa, Tunisia, Egypt, Morocco and Ethiopia, ranging from 100,523 in South Africa to 7,510 in

³ Gabon, Djibouti, Tanzania, Guinea and Liberia have not released new data for this week ending May 8, 2022. Cameroon, Central African Republic, DRC, Congo Rep., Comoros, Somalia, Egypt, Angola, Lesotho, Benin, Burkina Faso and Gambia have not released new data for at least two consecutive weeks.

Ethiopia. A total of 201 new deaths were reported in Africa in the week under review, which is more than double the number recorded in the preceding week.

- **The case fatality rate (CFR), i.e. deaths per confirmed cases for Africa, stands at 2.2%, which is higher than the global CFR rate of 1.2%.** Regionally, West Africa has the lowest CFR at 1.3%, followed by Central Africa at 1.4%, East Africa at 1.9%, Southern Africa at 2.3% and North Africa at 2.4%. As of May 8, 2022, sixteen African countries recorded CFRs higher than the African average with the highest in Sudan at 8.0%, followed by Somalia (5.1%), Egypt (4.8%), Liberia (4.0%), Niger (3.4%), Malawi (3.1%), The Gambia (3.0%), Tunisia (2.7%), Mauritius (2.6%), South Africa (2.6%), Chad (2.6%), Algeria (2.6%), Namibia (2.5%), Mali (2.4%), Tanzania (2.4%) and Senegal (2.3%).

Recovery Rates in Africa

- **As of May 8, 2022, the cumulative total of recovered cases in Africa reached 10,710,482, representing 92.8% of its confirmed cases.⁴** Regionally, the recovery rates stand at 97.9% for West Africa, 96.2% for Southern Africa, 93.4% for North Africa, 83.3% for Central Africa and 76.0% for East Africa. In the week under review, a total of 32,794 newly recovered cases were reported in Africa.

⁴ Burundi has not been publishing new data on recovered cases and deaths since 6 January 21. Tanzania and Sudan are not currently reporting on recovered cases. Additionally, Liberia, Benin, Rwanda, South Sudan, Somalia, CAR, Chad and DRC have not reported recovered cases for several weeks.

Status of Vaccinations Administered in Africa and Selected Global Countries for the Week Ending 8 May 2022

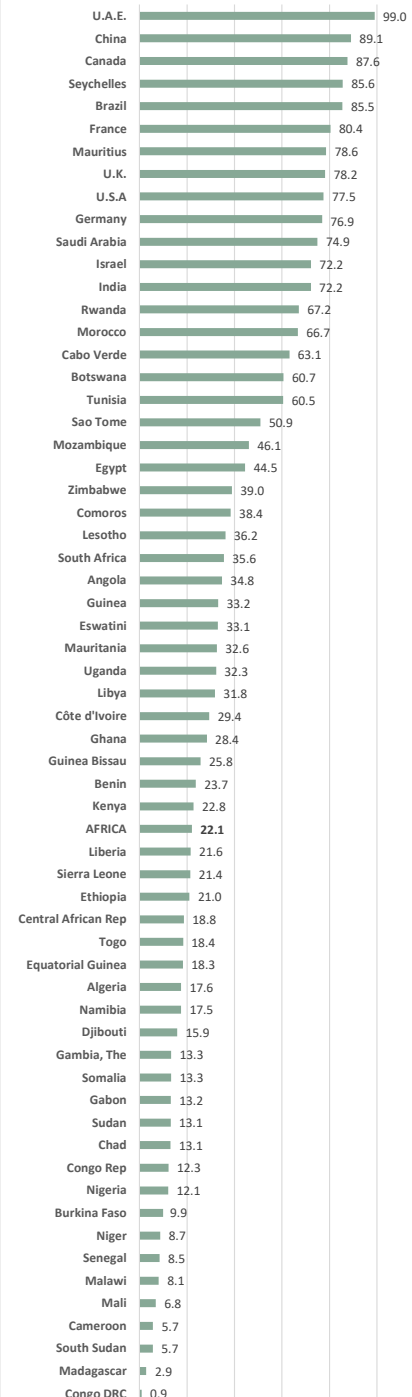
	Vaccinations					
	Total vaccinations	% of population vaccinated (at least one dose)	% of population vaccinated completed (2 doses)*	New vaccinations for the week of 8 May.	New vaccinations for the week of 1 May.	Weekly change
World	11,706,931,180	47.2	42.4	58,469,979	104,114,940	-45,644,961
AFRICA	486,515,061	22.1	16.7	6,423,517	8,881,087	-2,457,570
Algeria	15,205,854	17.6	14.5	0	1,500,959	-1,500,959
Angola	18,756,893	34.8	18.1	0	0	0
Benin	3,333,450	23.7	19.5	0	0	0
Botswana	2,517,260	60.7	53.9	0	0	0
Burkina Faso	3,320,425	9.9	5.5	0	0	0
Cabo Verde	752,194	63.1	54.6	5,072	19,045	-13,973
Cameroon	1,828,882	5.7	4.4	0	8,686	-8,686
Central African Rep	1,821,498	18.8	18.3	0	0	0
Chad	2,347,168	13.1	12.3	0	56,016	-56,016
Comoros	642,320	38.4	33.9	0	4,359	-4,359
Congo DRC	1,143,186	0.9	0.6	0	261,946	-261,946
Congo Rep	831,318	12.3	11.5	0	12,387	-12,387
Côte d'Ivoire	11,982,186	29.4	20.1	0	109,706	-109,706
Djibouti	179,909	15.9	11.9	3,001	2,268	733
Egypt	82,017,392	44.5	33.0	633,236	1,253,208	-619,972
Equatorial Guinea	479,991	18.3	14.8	3,239	0	3,239
Eswatini	535,393	33.1	28.7	0	25,969	-25,969
Ethiopia	29,411,822	21.0	18.1	0	0	0
Gabon	556,657	13.2	11.2	0	6,615	-6,615
Gambia, The	363,353	13.3	12.8	0	0	0
Ghana	14,228,848	28.4	16.0	0	0	0
Guinea	6,111,743	33.2	18.6	0	159,063	-159,063
Guinea Bissau	562,620	25.8	16.9	0	0	0
Kenya	17,941,170	22.8	16.5	70,025	44,545	25,480
Lesotho	933,825	36.2	33.7	0	7,065	-7,065
Liberia	2,201,300	21.6	20.9	0	0	0
Libya	3,454,320	31.8	16.4	781	2,187	-1,406
Madagascar	2,264,611	2.9	2.7	0	0	0
Malawi	2,054,585	8.1	4.6	0	60,604	-60,604
Mali	1,993,965	6.8	5.1	52,531	0	52,531
Mauritania	2,663,719	32.6	22.3	0	0	0
Mauritius	2,698,115	78.6	75.7	0	130,679	-130,679
Morocco	54,453,509	66.7	62.6	25,926	48,262	-22,336
Mozambique	31,616,078	46.1	43.2	3,772,638	0	3,772,638
Namibia	839,674	17.5	14.9	0	0	0
Niger	3,726,602	8.7	6.2	0	0	0
Nigeria	38,399,067	12.1	7.1	864,418	3,602,486	-2,738,068
Rwanda	20,141,669	67.2	61.4	0	0	0
São Tomé & Príncipe	208,657	50.9	38.9	0	0	0
Senegal	2,496,373	8.5	6.0	0	0	0
Seychelles	201,121	85.6	81.3	1,271	0	1,271
Sierra Leone	2,868,978	21.4	13.8	0	0	0
Somalia	2,651,515	13.3	8.5	0	140,121	-140,121
South Africa	35,128,412	35.6	30.7	263,443	338,370	-74,927
South Sudan	692,015	5.7	5.3	23,335	23,333	2
Sudan	7,096,087	13.1	8.0	0	58,902	-58,902
Togo	3,290,821	18.4	18.4	0	533,246	-533,246
Tunisia	13,133,590	60.5	53.4	14,628	45,445	-30,817
Uganda	20,223,978	32.3	21.8	580,170	244,021	336,149
Zambia	3,821,677	...	12.9	34,398	72,826	-38,428
Zimbabwe	10,389,266	39.0	24.6	75,405	108,768	-33,363
Americas						
Brazil	432,025,086	85.5	77.0	2,822,687	2,757,221	65,466
Canada	84,433,670	87.6	82.3	490,435	483,564	6,871
U.S.A	577,888,431	77.5	66.1	3,611,169	2,596,148	1,015,021
Asia						
China	3,364,169,286	89.1	86.6	1,319,286	40,362,000	-39,042,714
India	1,903,475,255	72.2	62.3	14,794,070	13,996,637	797,433
Europe						
France	155,613,469	80.4	78.1	220,298	99,014	121,284
Germany	179,026,471	76.9	76.8	499,301	5,903,068	-5,403,767
Israel	18,136,696	72.2	66.1	5,078	9,385	-4,307
U.K.	142,412,486	78.2	73.1	330,582	207,623	122,959
Middle East						
Saudi Arabia	64,544,989	74.9	70.2	315,670	191,690	123,980
U.A.E.	24,752,863	99.0	96.7	42,013	31,772	10,241

*: % of population vaccinated completed: Indicates the population that has taken the minimum required doses to complete vaccination depending on the type of vaccine

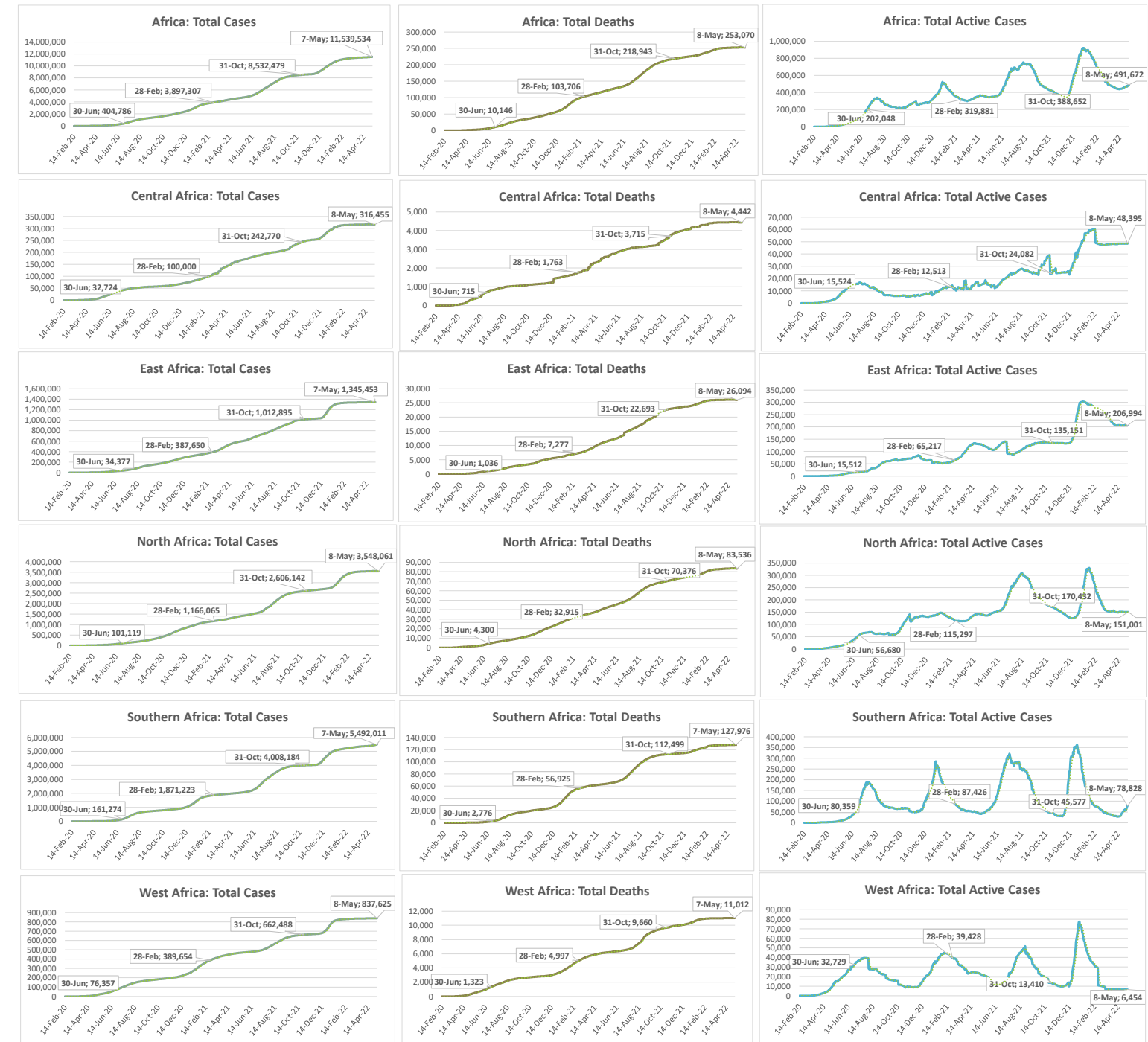
Total vaccinations



% of population vaccinated



Summary of COVID-19 tracking in Africa: Situation for the week ending 8 May 2022																			
	Date of first case	Cases				Deaths				Recovered				Active				Test	
		Total cases	New cases for the week of	New cases for the week of	Weekly change from Previous week	Total deaths	New deaths for the week of	New deaths for the week of	Weekly change from Previous week	Total Recovered	New recovered for the week of	New recovered for the week of	Weekly change from Previous week	Active cases	New active for the week of	New active for the week of	Weekly change from Previous week	Total tests	Tests Per million People
8 May.	1 May.	8 May.	1 May.	8 May.	1 May.	8 May.	1 May.												
World	31-Dec-19	517,349,189	3,483,943	4,327,071	-843,128	6,251,320	14,766	18,535	-3,769	472,052,073	4,263,761	5,864,851	-1,601,090	39,045,796	794,584	29,295,601	-30,090,185	6,306,907,908	809,117
Africa	14-Feb-20	11,545,357	50,113	38,337	11,776	253,070	201	92	109	10,710,482	32,794	21,363	11,431	491,672	17,117	33,273	-16,156	106,250,559	79,361
Central Africa	6-Mar-20	316,455	4	20	-16	4,442	0	1	-1	263,618	3	3	0	48,395	1	13,538	-13,537	6,291,612	42,943
East Africa	13-Mar-20	1,345,478	1,289	1,777	-488	26,094	2	3	-1	1,022,257	939	1,012	-73	206,994	347	68,520	-68,173	20,075,854	53,466
North Africa	14-Feb-20	3,548,061	876	996	-120	83,536	17	22	-5	3,313,524	1,080	1,219	-139	151,001	221	27,303	27,082	25,840,199	125,173
Southern Africa	5-Mar-20	5,497,738	47,710	35,122	12,588	127,986	182	64	118	5,290,924	30,469	18,841	11,628	78,828	17,059	-9,233	26,292	39,366,719	184,661
West Africa	28-Feb-20	837,625	234	422	-188	11,012	0	2	-2	820,159	303	288	15	6,454	-69	-12,249	12,180	14,676,175	36,949



Central Africa

Highlights of the Covid-19 Situation in Central Africa for the Week Ending May 8, 2022

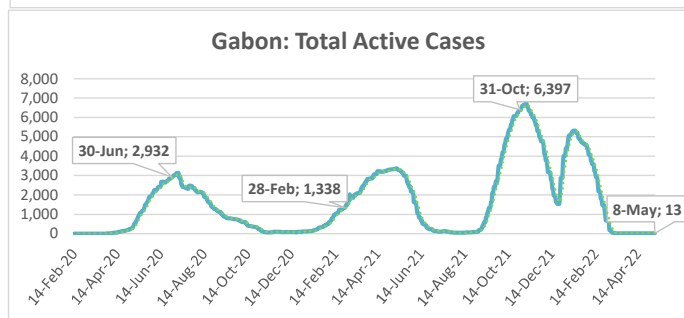
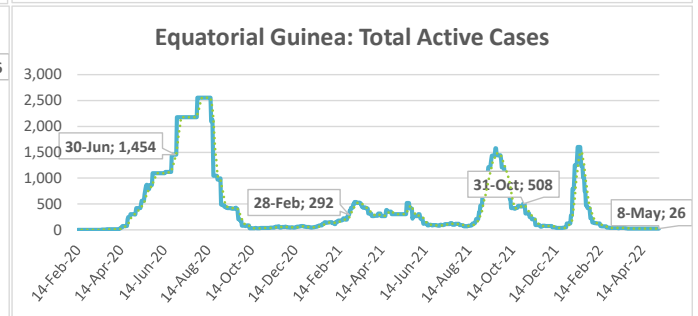
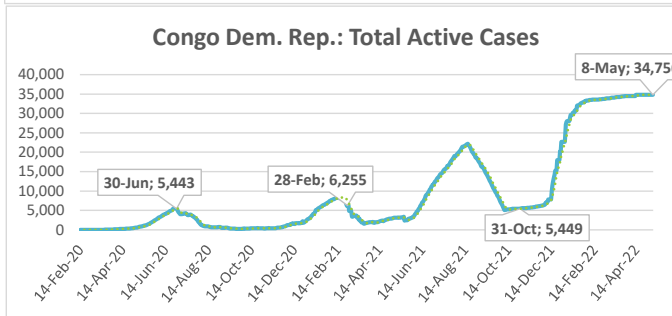
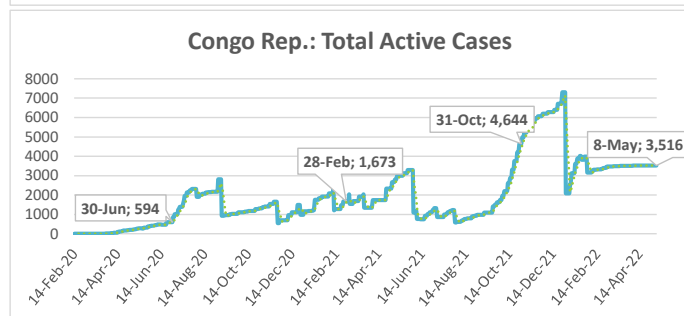
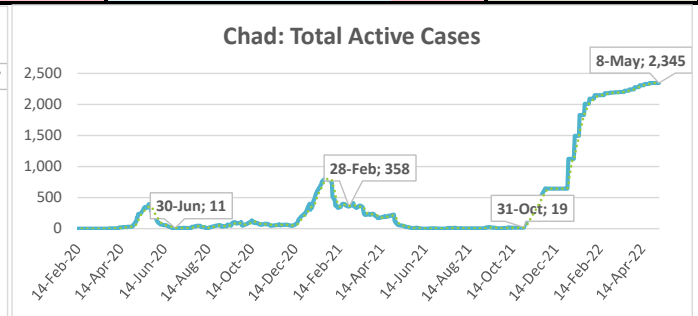
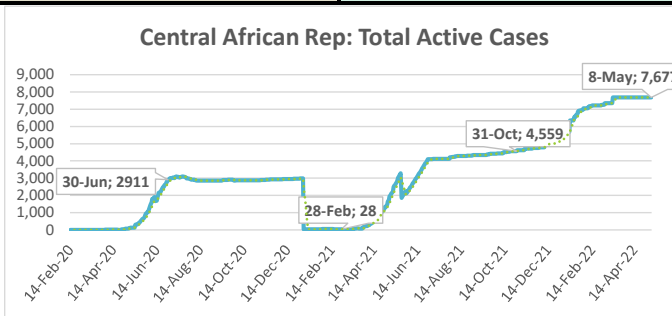
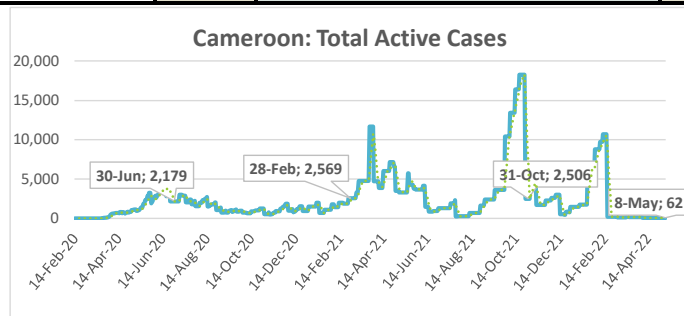
- **As of May 8, 2022, the number of reported total cases in the Central Africa region reached 316,455.** The total number of Covid-19 tests conducted and tests per 1 million people in the region, stood at 6,291,612 and 42,943 respectively. The region reported 4 new cases during the week.¹
- **The total number of deaths reported since the start of the pandemic reached 4,442,** with no new deaths reported during the review week. The number of total recovered cases reached 263,618, of which 3 were newly recovered cases recorded during the week. The total number of active cases stands at 48,395, indicating an increase of 1 case during the review week, which is attributable to Chad.
- **Cameroon accounted for 37.9% of the total cases reported in the region since the start of the pandemic, while Equatorial Guinea accounted for 3 of the 4 new cases reported during the week.** Chad has recorded the lowest number of total cases in the region since the start of the pandemic, at 7,412.

The average case fatality rate (CFR) based on cumulative total cases and deaths as of May 8, 2022, for the region, stands at 1.4%. The highest CFR in the region was reported in Chad at 2.6% and the lowest in Gabon at 0.6%.

¹ Only two countries, Chad and Equatorial Guinea, released new data during the review week.

Summary of COVID-19 tracking in Central Africa: Situation for the week ending 8 May 2022

	Date of first case	Cases				Deaths				Recovered				Active				Test	
		Total cases	New cases for the week of	New cases for the week of	Weekly change	Total deaths	New deaths for the week of	New deaths for the week of	Weekly change from Previous week	Total Recovered	New recovered for the week of	New recovered for the week of	Weekly change from Previous week	Active cases	New active for the week of	New active for the week of	Weekly change from Previous week	Total tests	Tests Per million People
			8 May.	1 May.			8 May.	1 May.			8 May.	1 May.			8 May.	1 May.			
Central Africa	6-Mar-20	316,455	4	20	-16	4,442	0	1	-1	263,618	3	3	0	48,395	1	13,538	-13,537	6,291,612	42,943
Cameroon	6-Mar-20	119,780	0	0	0	1,927	0	0	0	117,791	0	0	0	62	0	-16,357	16,357	2,664,515	100,374
Central African Rep.	15-Mar-20	14,649	0	0	0	113	0	0	0	6,859	0	0	0	7,677	0	3,167	-3,167	91,439	18,932
Chad	19-Mar-20	7,412	1	15	-14	193	0	0	0	4,874	0	0	0	2,345	1	2,310	-2,309	214,802	13,077
Congo Rep.	15-Mar-20	24,079	0	0	0	385	0	0	0	20,178	0	0	0	3,516	0	645	-645	395,040	71,590
Congo Dem. Rep.	10-Mar-20	87,023	0	0	0	1,337	0	0	0	50,930	0	0	0	34,756	0	29,506	-29,506	1,014,983	11,333
Equatorial Guinea	14-Mar-20	15,910	3	0	3	183	0	0	0	15,701	3	0	3	26	0	-395	395	317,211	226,097
Gabon	12-Mar-20	47,602	0	5	-5	304	0	1	-1	47,285	0	3	-3	13	0	-5,338	5,338	1,593,622	715,998



.....: 7-day moving average

East Africa

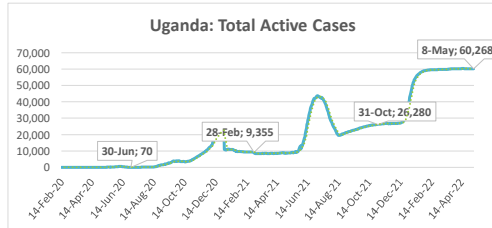
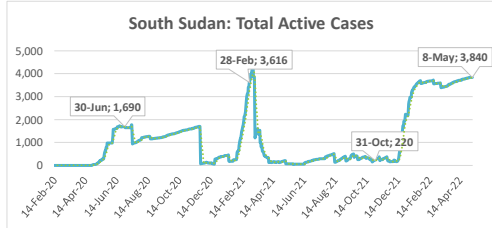
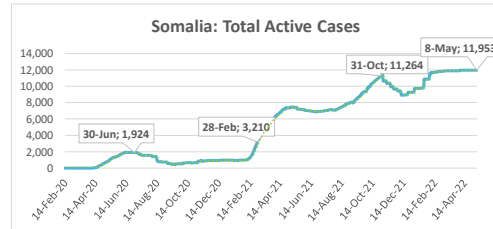
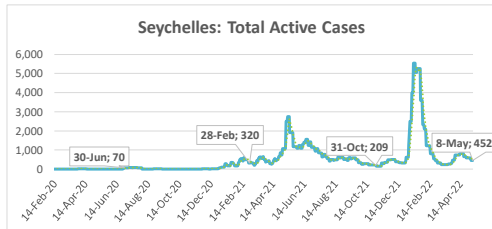
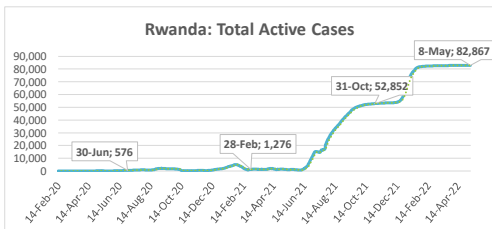
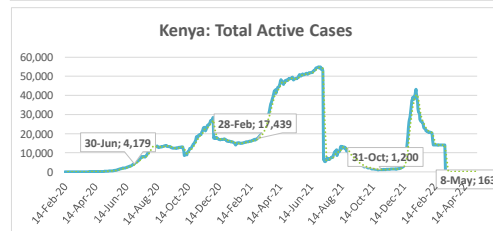
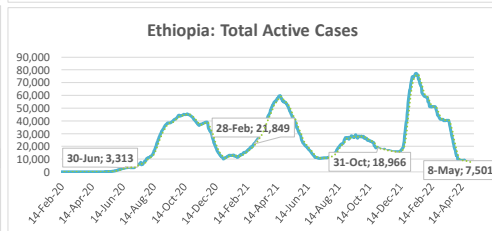
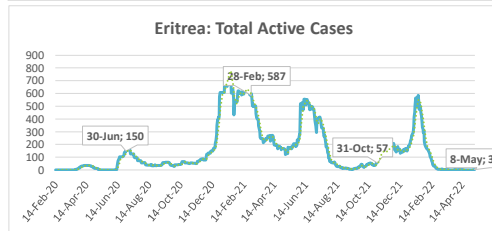
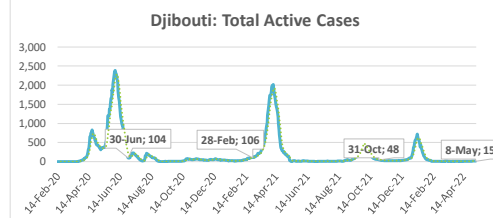
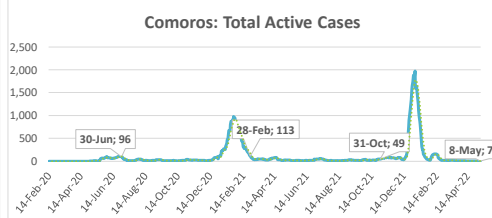
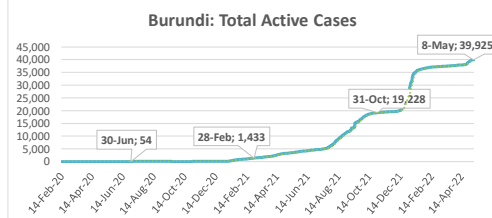
Highlights of the Covid-19 Situation in East Africa for the Week Ending May 8, 2022

- **As of Sunday, May 8, 2022, the cumulative number of total cases in the East Africa region since the start of the pandemic reached 1,345,478.** The total number of Covid-19 tests conducted and tests per 1 million people, in the region, stand at 20,075,854 and 53,466 respectively.
- **The region reported 1,289 new cases in the review week, which is a 27.5% decline compared to the preceding week.** The total number of deaths reported reached 26,094, with 2 new deaths occurring during the week ending May 8, 2022. The number of total recovered cases reached 1,022,257,¹ of which 939 were newly recovered cases during the review week. The total number of active cases in the region since the start of the pandemic stands at 206,994, indicating an increase of 347 cases in the week. The weekly increase in the number of active cases in the region is mainly attributable to Burundi.
- **Ethiopia accounted for 35.0% of the total cases reported in the region since the start of the pandemic, while Burundi accounted for 45.5% of the new cases reported in the region during the review week.** Comoros has recorded the lowest number of total cases in the region since the start of the pandemic at 8,100, of which 97.9% are reported to have recovered.
- **The average case fatality rate (CFR) for the East Africa region, based on cumulative total cases and deaths as of May 8, 2022, stands at 1.9%.** The highest CFR in the region was reported in Sudan at 8.0% and the lowest in Seychelles at 0.4%.

¹ Burundi has not published new data on recovered cases and deaths since 6 January 21, hence is excluded from the CFR comparison. Sudan and Tanzania are not releasing data on recovered cases.

Summary of COVID-19 tracking in East Africa: Situation for the week ending 8 May 2022

	Date of first case	Cases				Deaths				Recovered				Active				Test	
		Total cases	New cases for the week of	New cases for the week of	Weekly change	Total deaths	New deaths for the week of	New deaths for the week of	Weekly change from Previous week	Total Recovered	New recovered for the week of	New recovered for the week of	Weekly change from Previous week	Active cases	New active for the week of	New active for the week of	Weekly change from Previous week	Total tests	Tests Per million People
			8 May	1 May			8 May	1 May			8 May	1 May			8 May	1 May			
East Africa	13-Mar-20	1,345,478	1,289	1,777	-488	26,094	2	3	-1	1,022,257	939	1,012	-73	206,994	347	68,520	-68,173	20,075,854	53,466
Burundi	31-Mar-20	40,736	587	1,005	-418	38	0	0	0	773	0	0	0	39,925	587	19,484	-18,897	1,528,022	128,505
Comoros	2-May-20	8,100	0	0	0	160	0	0	0	7,933	0	0	0	7	0	-16	16	6,227	7,161
Djibouti	18-Mar-20	15,631	0	20	-20	189	0	0	0	15,427	0	16	-16	15	0	-145	145	305,941	309,657
Eritrea	21-Mar-20	9,737	3	0	-3	103	0	0	0	9,631	0	1	-1	3	3	-51	54	23,693	6,681
Ethiopia	13-Mar-20	470,740	159	147	-12	7,510	0	0	0	455,729	346	416	-70	7,501	-187	-16,111	15,924	4,812,520	41,861
Kenya	13-Mar-20	323,881	95	77	-18	5,649	0	0	0	318,069	91	69	22	163	4	-1,405	1,409	3,615,118	67,231
Rwanda	14-Mar-20	129,848	38	43	-5	1,459	0	1	-1	45,522	0	0	0	82,867	38	30,461	-30,423	5,306,502	409,698
Seychelles	15-Mar-20	42,841	339	423	-84	166	0	1	-1	42,223	468	495	-27	452	-129	370	-499	21,504	218,654
Somalia	16-Mar-20	26,485	0	0	0	1,350	0	0	0	13,182	0	0	0	11,953	0	1,421	-1,421	400,466	25,197
South Sudan	5-Apr-20	17,492	31	39	-8	138	0	0	0	13,514	0	0	0	3,840	31	3,442	-3,411	385,179	34,410
Sudan	13-Mar-20	61,997	3	0	-3	4,933	2	1	-1	0	0	-3,575	3,575	562,941	12,838
Tanzania	16-Mar-20	33,872	0	8	-8	803	0	0	0	455,776	7,630
Uganda	21-Mar-20	164,118	34	15	-19	3,596	0	0	0	100,254	34	15	19	60,268	0	34,645	-34,645	2,651,965	57,978



.....: 7-day moving average

North Africa

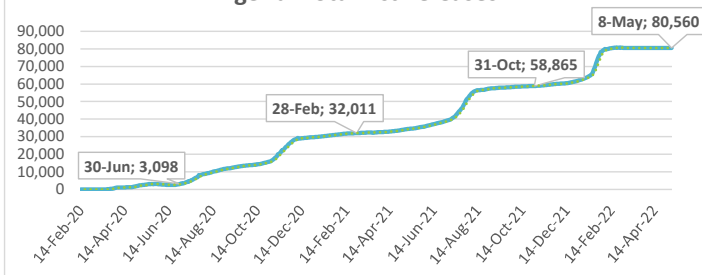
Highlights of the Covid-19 Situation in North Africa for the Week Ending May 8, 2022

- **As of Sunday, May 8, 2022, the cumulative total cases reported in the North Africa region reached 3,548,061, since the start of the pandemic.** The total number of Covid-19 tests conducted and tests per 1 million people, in the region, stand at 25,840,199 and 125,173 respectively. The region reported 876 new cases in the review week, which is a 12.0% decline compared to the preceding week. The cumulative total deaths reported for the region reached 83,536, of which 17 were new deaths during the week ending May 8, 2022.
- **The cumulative total of recovered cases since the start of the pandemic reached 3,313,524,** of which 1,080 were newly recovered cases during the review week. The cumulative total of active cases stands at 151,001, indicating a decline of 221 cases during the week. The weekly decline in the number of active cases in the region is mainly attributable to Tunisia followed by Morocco.
- **Morocco accounted for 32.8% of the total cases reported in the region since the start of the pandemic, while Tunisia accounted for 59.2% of the new cases in the region during the week.** The lowest number of total cases in the region, since the start of the pandemic, was recorded in Mauritania at 58,743, of which 98.2% are reported to have recovered.
- **The average case fatality rate (CFR) based on cumulative total cases and deaths as of May 8, 2022, for the region, stands at 2.4%.** The highest CFR in the region was recorded in Egypt at 4.8% and the lowest in Libya at 1.3%.

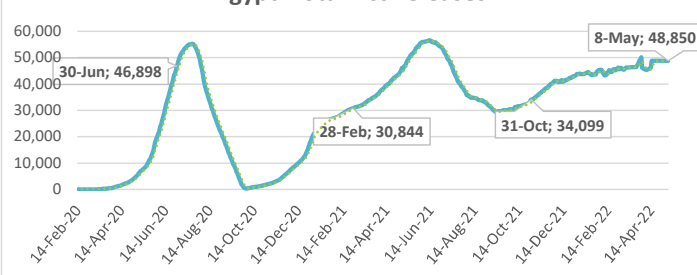
Summary of COVID-19 tracking in North Africa: Situation for the week ending 8 May 2022

	Date of first case	Cases				Deaths				Recovered				Active				Test	
		Total cases	New cases for the week of	New cases for the week of	Weekly change	Total deaths	New deaths for the week of	New deaths for the week of	Weekly change from Previous week	Total Recovered	New recovered for the week of	New recovered for the week of	Weekly change from Previous week	Active cases	New active for the week of	New active for the week of	Weekly change from Previous week	Total tests	Tests Per million People
			8 May.	1 May.			8 May.	1 May.			8 May.	1 May.			8 May.	1 May.			
North Africa	14-Feb-20	3,548,061	876	996	-120	83,536	17	22	-5	3,313,524	1,080	1,219	-139	151,001	-221	-27,303	27,082	25,840,199	125,173
Algeria	26-Feb-20	265,798	16	15	1	6,875	0	0	0	178,363	5	12	-7	80,560	11	21,890	-21,879	230,861	5,265
Egypt	14-Feb-20	515,645	0	0	0	24,613	0	0	0	442,182	0	0	0	48,850	0	17,207	-17,207	6,122,287	59,826
Libya	25-Mar-20	501,916	12	42	-30	6,430	0	1	-1	490,985	12	41	-29	4,501	0	-61,074	61,074	2,581,124	375,639
Mauritania	14-Mar-20	58,743	55	5	50	982	0	0	0	57,702	7	2	5	59	48	-435	483	808,774	173,943
Morocco	5-Mar-20	1,165,247	274	273	1	16,070	1	4	-3	1,148,878	375	278	97	299	-102	-5,550	5,448	11,512,857	311,912
Tunisia	5-Mar-20	1,040,712	519	661	-142	28,566	16	17	-1	995,414	681	886	-205	16,732	-178	659	-837	4,584,296	387,888

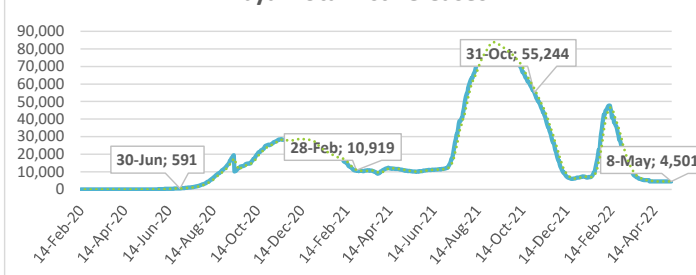
Algeria: Total Active Cases



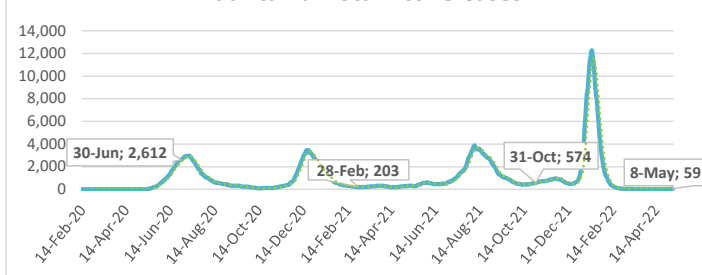
Egypt: Total Active Cases



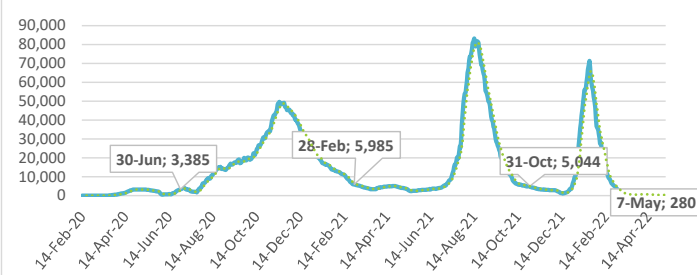
Libya: Total Active Cases



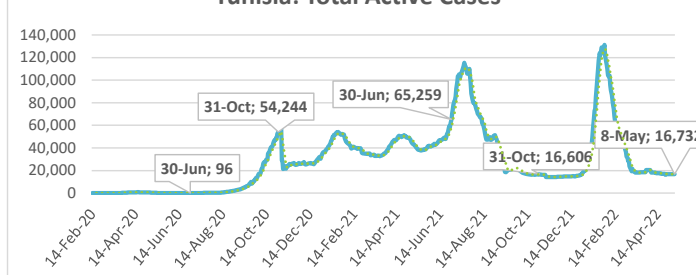
Mauritania: Total Active Cases



Morocco: Total Active Cases



Tunisia: Total Active Cases



.....: 7-day moving average

Southern Africa

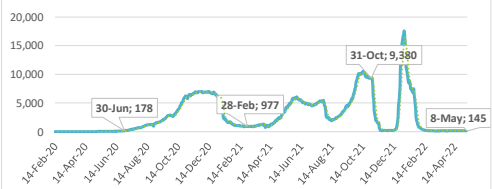
Highlights of the Covid-19 Situation in Southern Africa for the Week Ending May 8, 2022

- **As of Sunday, May 8, 2022, the number of total cases in the Southern Africa region reached 5,497,738.** The total number of Covid-19 tests conducted and tests per 1 million people, in the Southern region, stand at 39,366,719 and 184,661 respectively. The region reported 47,710 new cases in the review week, which is a 35.6% increase compared to the preceding week.
- **The total number of deaths reported reached 127,986, of which 182 were new deaths during the week.** The total number of recovered cases reached 5,290,924, of which 30,469 were newly recovered cases during the review week. The total number of active cases stands at 78,828, indicating an increase of 17,059 cases in the review week, which is mainly attributable to South Africa.
- **At May 8, 2022, South Africa accounted for 69.9% of the total cases reported in the region since the start of the pandemic and for 95.6% of the new cases in the region during the week.** The lowest number of total cases in the region, since the start of the pandemic, was recorded in São Tomé & Príncipe at 5,964 of which 98.7% are reported to have recovered.
- **The average case fatality rate (CFR) for the Southern region, based on cumulative total cases and deaths as of May 8, 2022, stands at 2.3%.** The highest CFR in the region was reported in Malawi at 3.1% and the lowest in Botswana at 0.9%.

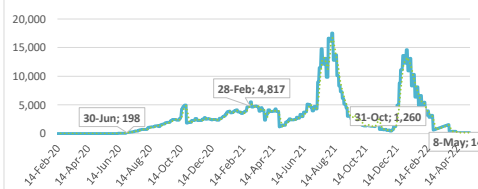
Summary of COVID-19 tracking in Southern Africa: Situation for the week ending 8 May 2022

	Date of first case	Cases				Deaths				Recovered				Active				Test	
		Total cases	New cases for the week of	New cases for the week of	Weekly change	Total deaths	New deaths for the week of	New deaths for the week of	Weekly change from Previous week	Total Recovered	New recovered for the week of	New recovered for the week of	Weekly change from Previous week	Active cases	New active for the week of	New active for the week of	Weekly change from Previous week	Total tests	Tests Per million People
			8 May.	1 May.		8 May.	1 May.				8 May.	1 May.		8 May.	1 May.				
Southern Africa	5-Mar-20	5,497,738	47,710	35,122	12,588	127,986	182	64	118	5,290,924	30,469	18,841	11,628	78,828	17,059	-9,233	26,292	39,366,719	184,661
Angola	27-Mar-20	99,287	0	0	0	1,900	0	0	0	97,242	0	0	0	145	0	-10,407	10,407	1,499,795	45,633
Botswana	16-Mar-20	306,200	216	125	91	2,690	2	0	2	303,365	214	125	89	145	0	-1,201	1,201	2,276,591	968,092
Eswatini	14-Mar-20	71,102	445	363	82	1,400	3	0	3	69,244	338	118	220	458	104	-109	213	1,018,517	877,908
Lesotho	13-May-20	32,910	0	0	0	697	0	0	0	24,155	0	0	0	8,058	0	-820	820	447,797	209,031
Madagascar	20-Mar-20	64,236	55	29	26	1,393	2	0	2	59,370	0	0	0	3,473	53	2,055	-2,002	430,995	15,564
Malawi	2-Apr-20	85,811	30	34	-4	2,634	0	1	-1	82,082	16	128	-112	1,095	14	-1,423	1,437	576,432	30,132
Mauritius	18-Mar-20	37,744	77	135	-58	990	0	0	0	36,042	147	239	-92	712	-70	1,976	1,906	359,627	282,777
Mozambique	27-Mar-20	225,426	40	21	19	2,201	0	0	0	223,164	31	29	2	61	9	-929	938	1,316,404	42,118
Namibia	14-Mar-20	159,219	408	453	-45	4,027	2	0	2	153,662	0	0	0	1,530	406	-239	645	1,012,423	398,450
São Tomé & Príncipe	6-Apr-20	5,964	7	4	3	73	0	0	0	5,884	4	5	-1	7	3	-504	507	40,995	187,056
South Africa	5-Mar-20	3,841,388	45,625	32,852	12,773	100,523	160	60	100	3,679,053	28,938	16,818	12,120	61,812	16,527	6,323	10,204	24,675,963	416,060
Zambia	18-Mar-20	320,095	366	749	-383	3,982	6	2	4	315,576	399	1,102	-703	541	-39	739	-778	3,438,434	187,035
Zimbabwe	25-Mar-20	248,352	441	357	84	5,476	7	1	6	242,085	382	277	105	791	52	-742	794	2,272,746	152,914

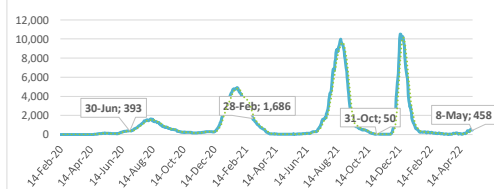
Angola: Total Active Cases



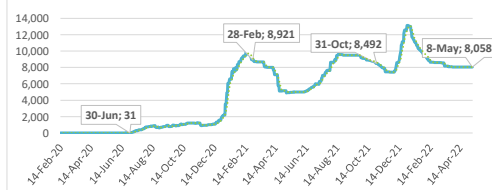
Botswana: Total Active Cases



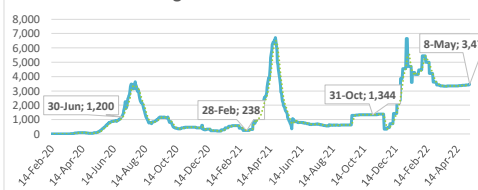
Eswatini: Total Active Cases



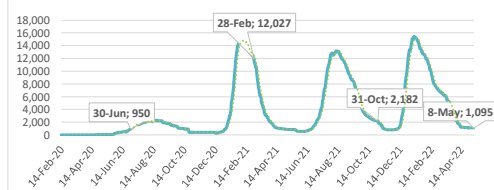
Lesotho: Total Active Cases



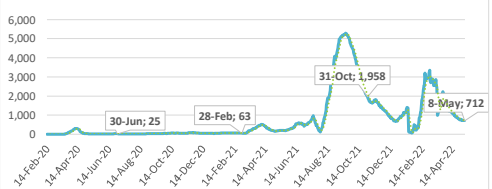
Madagascar: Total Active Cases



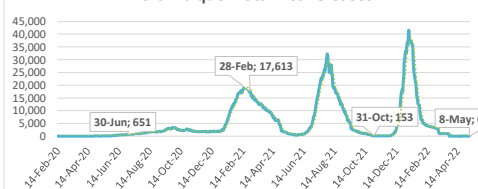
Malawi: Total Active Cases



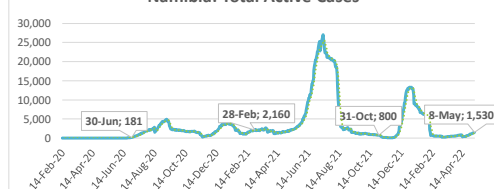
Mauritius: Total Active Cases



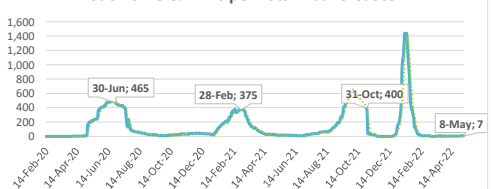
Mozambique: Total Active Cases



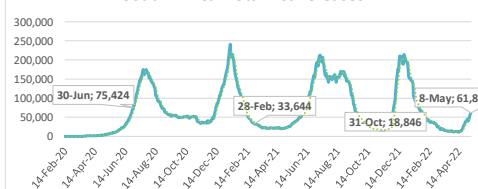
Namibia: Total Active Cases



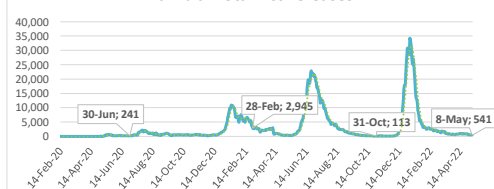
São Tomé & Príncipe: Total Active Cases



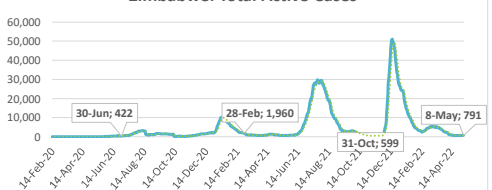
South Africa: Total Active Cases



Zambia: Total Active Cases



Zimbabwe: Total Active Cases



.....: 7-day moving average

West Africa

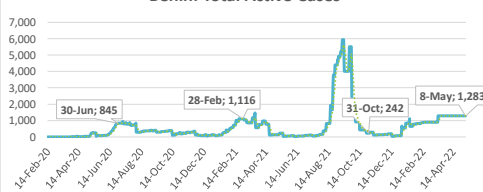
Highlights of the Covid-19 Situation in West Africa for the Week Ending May 8, 2022

- **As of Sunday, May 8, 2022, the cumulative number of Covid-19 cases in the West Africa region had reached 837,625.** The total number of Covid-19 tests conducted and tests per 1 million people, in the West Africa region, stand at 14,676,175 and 36,949 respectively. The region reported 234 new cases during the week, which is a 44.5% decline compared to the new cases reported in the preceding week.
- **The total number of deaths reported reached 11,012 with no new deaths being reported during the review week.** The total number of recovered cases since the start of the pandemic reached 820,159, of which 303 were newly recovered cases during the review week. The total number of active cases stands at 6,454, indicating a decline of 69 cases in the week ending May 8, 2022. The weekly decline in the number of active cases in the region is mainly attributable to Mali and Côte d'Ivoire.
- **Nigeria accounted for 30.5% of the total cases reported in the region since the start of the pandemic, while Mali accounted for 40.2% of the new cases in the region during the week.** The lowest number of total cases in the region, since the start of the pandemic, was recorded in Liberia at 7,434.
- **The average case fatality rate (CFR) based on cumulative total cases and deaths as of May 8, 2022, for the region, stands at 1.3%.** The highest CFR in the region was reported in Liberia at 4.0% and the lowest in Benin at 0.6%.

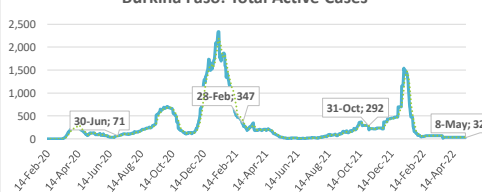
Summary of COVID-19 tracking in West Africa: Situation for the week ending 8 May 2022

	Date of first case	Cases				Deaths				Recovered				Active				Test	
		Total cases	New cases for the week of	New cases for the week of	Weekly change	Total deaths	New deaths for the week of	New deaths for the week of	Weekly change from Previous week	Total Recovered	New recovered for the week of	New recovered for the week of	Weekly change from Previous week	Active cases	New active for the week of	New active for the week of	Weekly change from Previous week	Total tests	Tests Per million People
			8 May	1 May			8 May	1 May			8 May	1 May			8 May	1 May			
West Africa	28-Feb-20	837,625	234	422	-188	11,012	0	2	-2	820,159	303	288	15	6,454	-69	-12,249	12,180	14,676,175	36,949
Benin	16-Mar-20	26,952	0	0	0	163	0	0	0	25,506	0	0	0	1,283	0	855	-855	604,310	49,847
Burkina Faso	9-Mar-20	20,865	0	0	0	383	0	0	0	20,450	0	0	0	32	0	-335	335	324,773	15,537
Cabo Verde	20-Mar-20	56,065	40	21	19	401	0	0	0	55,573	18	17	1	91	22	-347	369	481,495	866,018
Côte d'Ivoire	11-Mar-20	81,974	17	70	-53	799	0	0	0	81,160	48	51	-3	15	-31	-882	851	1,507,032	57,132
Gambia, The	18-Mar-20	11,995	0	0	0	365	0	0	0	11,591	0	0	0	39	0	32	-32	155,686	64,422
Ghana	12-Mar-20	161,222	18	80	-62	1,445	0	0	0	159,746	34	57	-23	31	-16	-2,504	2,488	2,438,745	78,485
Guinea	13-Mar-20	36,549	0	9	-9	442	0	1	-1	36,064	0	8	-8	43	0	-911	911	668,971	50,939
Guinea-Bissau	27-Mar-20	8,213	11	17	-6	171	0	0	0	7,530	2	13	-11	512	9	-94	103	135,355	68,778
Liberia	16-Mar-20	7,434	0	2	-2	294	0	0	0	5,747	0	0	0	1,393	0	1,332	-1,332	139,824	27,646
Mali	25-Mar-20	30,937	94	103	-9	733	1	1	0	30,025	129	83	46	179	-36	-388	352	671,021	33,135
Niger	20-Mar-20	8,957	16	27	-11	309	0	0	0	8,550	26	16	10	98	-10	-11	1	250,880	10,364
Nigeria	28-Feb-20	255,766	13	68	-55	3,143	0	0	0	249,914	3	21	-18	2,709	10	-6,666	6,676	5,075,820	24,623
Senegal	2-Mar-20	86,012	11	13	-2	1,966	-1	0	-1	84,035	19	13	6	11	-7	-7	0	1,074,808	64,191
Sierra Leone	31-Mar-20	7,682	1	0	1	125	0	0	0	7,557	1	0	1	0	0	-1,882	1,882	414,510	51,963
Togo	6-Mar-20	37,002	13	12	1	273	0	0	0	36,711	23	9	14	18	-10	-441	431	732,945	88,534

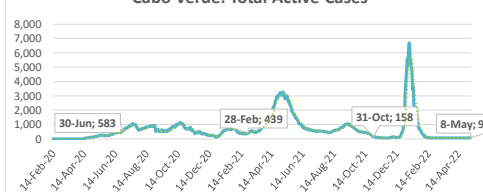
Benin: Total Active Cases



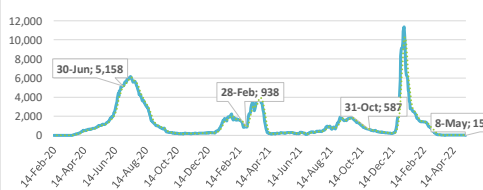
Burkina Faso: Total Active Cases



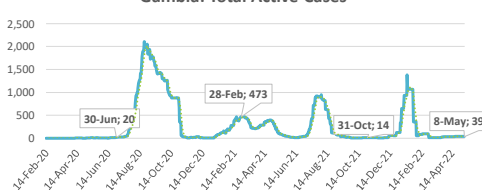
Cabo Verde: Total Active Cases



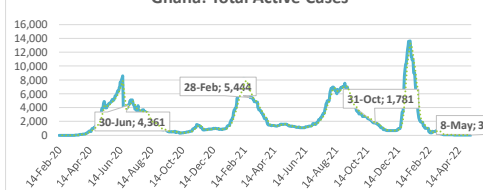
Côte d'Ivoire: Total Active Cases



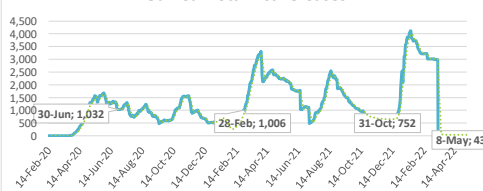
Gambia: Total Active Cases



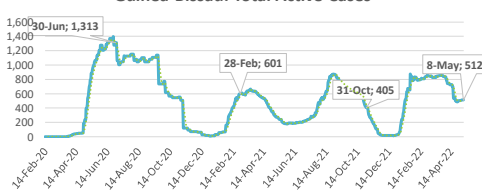
Ghana: Total Active Cases



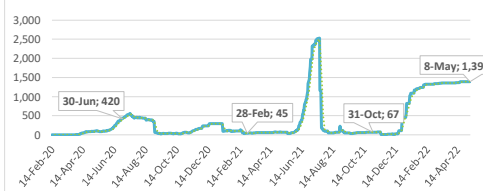
Guinea: Total Active Cases



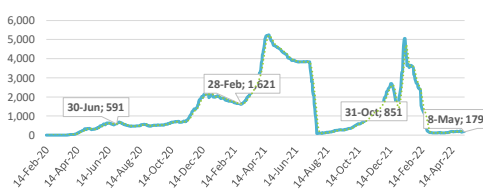
Guinea-Bissau: Total Active Cases



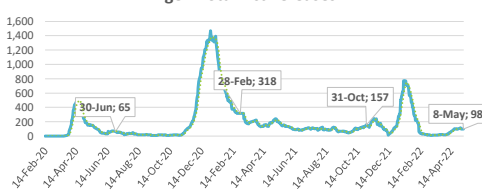
Liberia: Total Active Cases



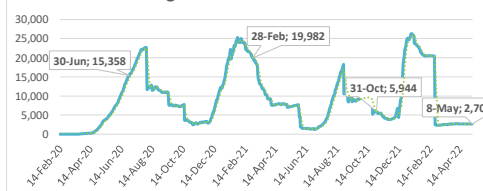
Mali: Total Active Cases



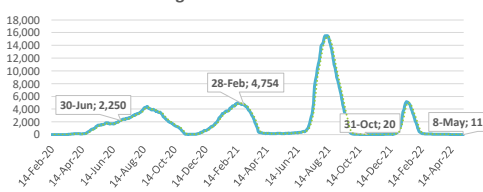
Niger: Total Active Cases



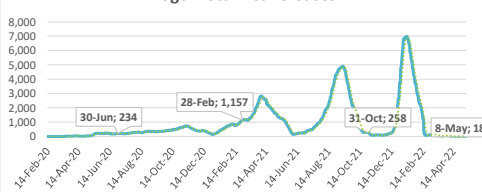
Nigeria: Total Active Cases



Senegal: Total Active Cases



Togo: Total Active Cases



.....: 7-day moving average