



AFRICAN DEVELOPMENT BANK GROUP

Weekly Data Flash on Covid-19 in Africa¹:

The situation as of Sunday, April 25, 2021

Statistics Department (ECST)

¹ This briefing note has been prepared by Roza Mamuye Bora, Senior Statistician; Anouar Chaouch, Statistician; Soumaila Karambiri, Statistical Assistant; Regis Hauhouot Stephane, Statistical Assistant and Desire Lakpa Guy, Statistical Assistant and under the supervision of Louis Kouakou, Division Manager ECST1.

For more information on Covid-19, please visit the Bank's Africa Information Highway
<https://africacovid.opendataforafrica.org/>.

Contents

	Page
Highlights of the Covid-19 Situation in Africa as of April 25, 2021	1
Data Annexes: Africa	4
Highlights of the Covid-19 Situation in Central Africa as of April 25, 2021	6
Data Annexes: Central Africa	8
Highlights of the Covid-19 Situation in East Africa as of April 25, 2021	9
Data Annexes: East Africa	11
Highlights of the Covid-19 Situation in North Africa as of April 25, 2021	12
Data Annexes: North Africa	14
Highlights of the Covid-19 Situation in Southern Africa as of April 25, 2021	15
Data Annexes: Southern Africa	17
Highlights of the Covid-19 Situation in West Africa as of April 25, 2021	18
Data Annexes: West Africa	20

Highlights of the Covid-19 Situation in Africa as of April 25, 2021²

Vaccinations: Status Update

- **Over 128.6 million new Covid-19 vaccinations were administered globally in the week ending April 25, 2021, bringing the total given since the start of the pandemic to 1,023,211,004.** In terms of the geographical distribution, the USA accounted for 22.3% of the total number of Covid-19 vaccinations administered to date, followed by China at 21.5% and India at 13.8%.
- **The number of African countries that have released data on rolling out Covid-19 vaccinations stands at 30, though the number of countries that have just started their vaccination roll-out could be higher.** As of April 25, 2021, 16,347,021 vaccinations had been administered in Africa, which represents 1.6% of total global vaccinations. Morocco accounts for 54.7% of the vaccinations carried out in Africa to date.

Covid-19 Testing in Africa

- **As of Sunday, April 25, 2021, close to 43.8 million tests for Covid-19 had been administered in Africa, of which over 1.0 million were reported in the week under review.** Ten countries collectively account for 70.5% of the tests conducted in Africa as of April 25, 2021: South Africa (24.1%), Morocco (14.2%), Egypt (6.2%), Ethiopia (5.8%), Nigeria (4.3%), Kenya (3.8%), Zambia (3.2%), Cameroon (3.1%), Rwanda (2.9%) and Tunisia (2.9%).
- **The number of average tests per 1 million people in Africa as of April 25, 2021 stands at 32,681, which is an increase of 2.4% over the figure reported in the previous week.** Botswana is the best performer on this indicator with 417,624 tests per 1 million people, followed by Gabon (319,255), Cabo Verde (317,176), Mauritius (282,029), Seychelles (218,654), South Africa (177,562) and Morocco (168,563).

Confirmed, New and Active Global Covid-19 Cases

- **Globally, the total number of confirmed Covid-19 cases since the start of the pandemic reached 146,830,792:** the majority of which (30.0%) occurred in Europe, followed by North America (25.3%), Asia (25.0%), South America (16.5%) and Africa (3.1%). To date, 92,507,727 cases have recovered globally, representing 63.0% of confirmed global Covid-19 cases.
- **The number of new cases reported globally in the review week amounted to 5,705,708,** indicating an increase of 8.7% compared to the new cases recorded in the preceding week.
- **The number of global deaths due to Coronavirus reached 3,106,385, of which 88,752 were recorded in the week ending April 25, 2021;** this shows an increase of 8.0% over the previous

² Tanzania has not released data on Covid-19 since May 08, 2020.

week. The number of global active cases increased by 1,580,406 cases in the review week, to reach 51,216,680 as of April 25, 2021.

- **Africa accounted for 3.1% of the total global cases, 3.9% of deaths, 4.3% of recovered cases and 0.7% of active cases as of April 25, 2021, as detailed below.**

Confirmed, New and Active Covid-19 Cases in Africa

- **As of April 25, 2021, the total number of confirmed cases in Africa reached 4,506,744**, 77.3% of which were in nine countries, namely South Africa (35.0%), Morocco (11.3%), Tunisia (6.7%), Ethiopia (5.6%), Egypt (4.9%), Libya (3.9%), Nigeria (3.7%), Kenya (3.5%) and Algeria (2.7%). The five countries with the lowest number of cases were Mauritius, Liberia, São Tomé & Príncipe, Eritrea and Guinea-Bissau, with cases ranging between 1,206 in Mauritius and 3,726 in Guinea-Bissau, collectively accounting for 0.3% of the confirmed cases in Africa. Considering population size, Seychelles, Cabo Verde, South Africa, Libya and Tunisia are the five countries with the highest number of confirmed cases per million people; rates ranging from 54,474 in Seychelles to 25,681 in Tunisia. The average cases per million, for Africa, stands at 3,445, much lower than the global average of 19,133.
- **In the week under review, a total of 75,104 new cases were reported in Africa**, which is a 7.8% decline compared to the previous week. These new cases in Africa account for 1.3% of the weekly new cases recorded globally. The North Africa region accounted for 39.2% of the weekly new cases in Africa, followed by East Africa (25.1%), Southern Africa (23.6%), West Africa (7.1%) and Central Africa (5.0%).
- **The total number of active cases in Africa decreased by 2,465 cases in the review week to reach 367,804**. Currently, just seven countries account for 73.5% of the active cases in Africa, namely Ethiopia (55,981), Kenya (47,577), Egypt (42,450), Tunisia (40,892), Algeria (33,416), Cameroon (29,746) and South Africa (20,138).
- **From a regional perspective, North Africa accounts for 36.4% of active cases in Africa, followed by East Africa (33.2%), Southern Africa (13.0%), Central Africa (10.8%) and West Africa (6.6%).**

Deaths and the Case Fatality Rates in Africa

- **As of April 25, 2021, a total of 120,132 deaths had been reported in Africa since the start of the pandemic**, of which 52.0% were in Southern Africa, 32.5% in North Africa, 8.6% in East Africa, 5.0% in West Africa and 2.0% in Central Africa. The five countries with the highest number of reported deaths due to Covid-19 since the start of the pandemic are South Africa, Egypt, Tunisia, Morocco and Ethiopia, ranging from 54,148 in South Africa to 3,551 in Ethiopia. A total of 2,234 new deaths were reported in Africa in the week under review, which is an increase of 2.1% compared to the preceding week.

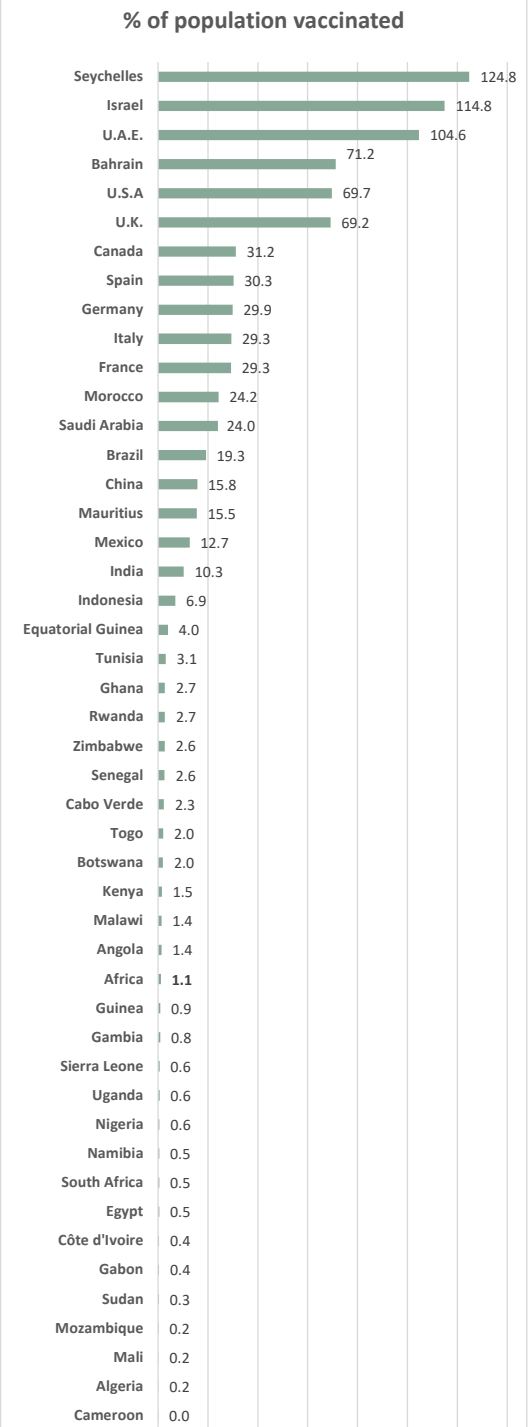
- **The case fatality rate (CFR), i.e. deaths per confirmed cases for Africa, stands at 2.7%, which is higher than the global CFR rate of 2.1%.** Regionally, West Africa has the lowest CFR at 1.3%, followed by Central Africa at 1.6% and East Africa at 1.8%, while North Africa at 2.9% and Southern Africa at 3.1% recorded higher CFRs than the African average. As of April 25, 2021, seventeen African countries, namely Sudan (6.8%), Egypt (5.9%), Somalia (5.1%), Liberia (4.1%), Zimbabwe (4.1%), Comoros (3.8%), Eswatini (3.6%), Niger (3.7%), Chad (3.5%), Tunisia (3.4%), South Africa (3.4%), Malawi (3.4%), Mali (3.4%), The Gambia (3.0%), Lesotho (2.9%), Algeria (2.7%) and Senegal (2.7%) recorded CRFs higher than or equal to the average for Africa.

Recovery Rates in Africa

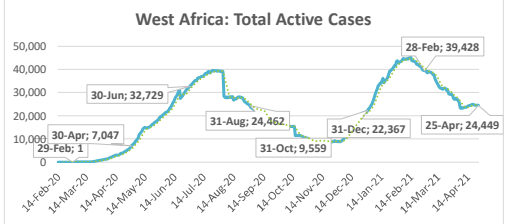
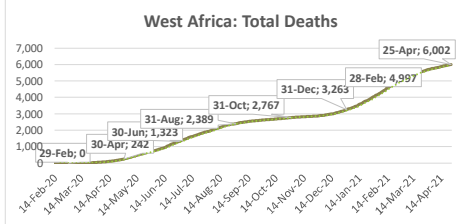
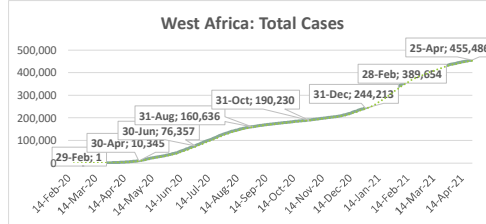
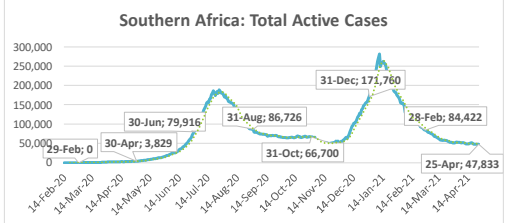
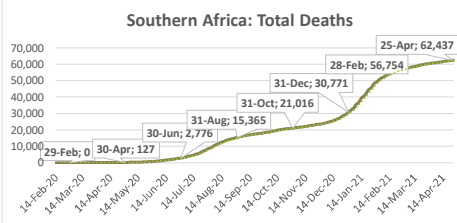
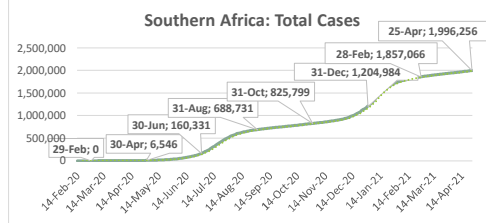
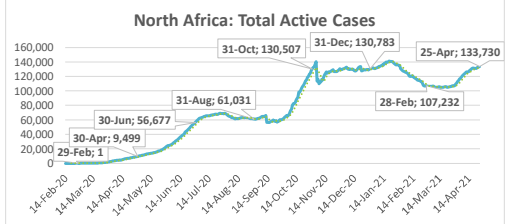
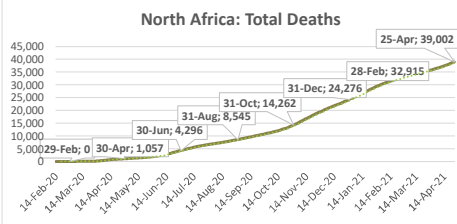
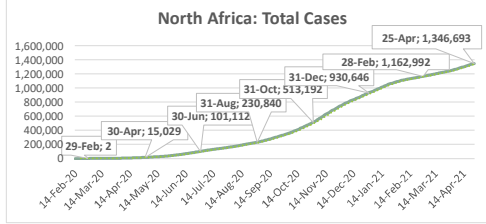
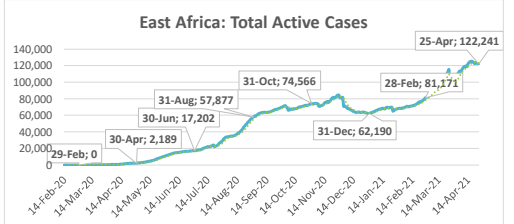
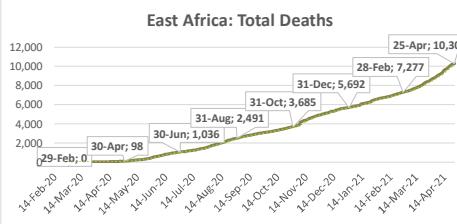
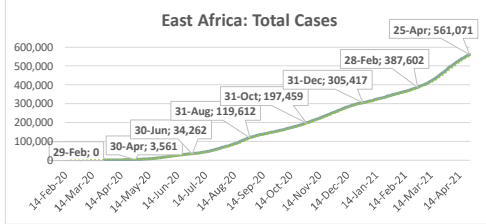
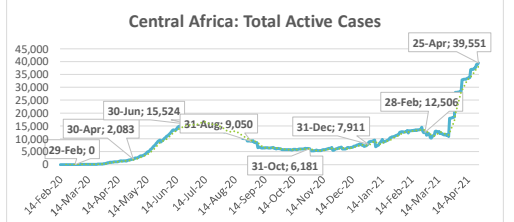
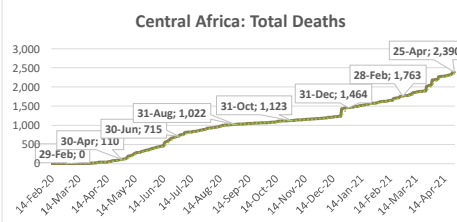
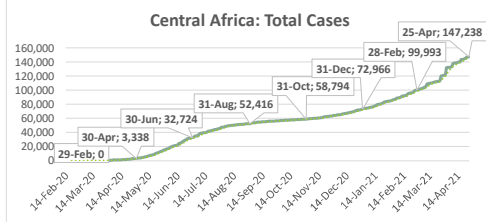
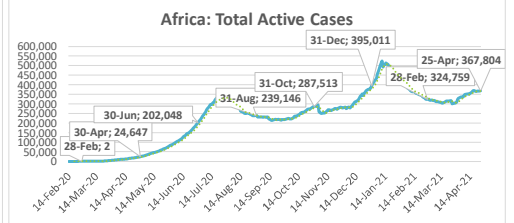
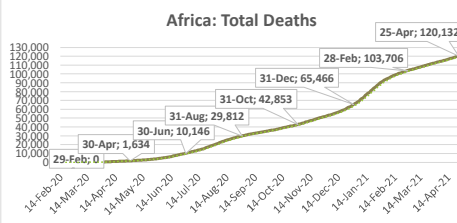
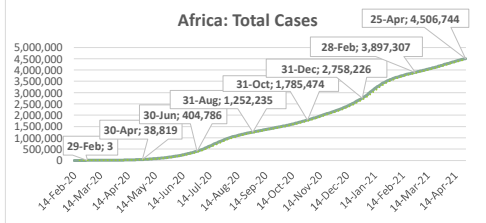
- **As of April 25, 2021, the number of recovered cases in Africa reached 4,018,808, which is 89.2% of its total confirmed cases.** Regionally, the recovery rates were 94.5% for Southern Africa, 93.3% for West Africa, 87.2% for North Africa, 76.4% for East Africa, and 71.5% for Central Africa. In the week under review 75,335 newly recovered cases were reported.

Status of Vaccinations Administered Globally for the Week Ending April 25, 2021

	Vaccinations				
	Total vaccinations	% of population vaccinated	New vaccinations for the week of 25 Apr.	New vaccinations for the week of 18 Apr.	Weekly change
World	1,023,211,004	13.1	128,696,056	113,018,833	15,677,223
Africa	16,347,021	1.2	1,663,171	1,259,958	403,213
Algeria	75,000	0.2	0	0	0
Angola	446,349	1.4	200,907	0	200,907
Botswana	46,158	2.0	14,530	31,628	-17,098
Cabo Verde	12,992	2.3	12,992	0	12,992
Cameroon	4,715	0.0	1,925	2,790	-865
Côte d'Ivoire	113,617	0.4	21,323	25,405	-4,082
Egypt	498,708	0.5	349,721	0	349,721
Equatorial Guinea	55,799	4.0	22,915	18,804	4,111
Gabon	8,897	0.4	3,135	1,837	1,298
Gambia	20,086	0.8	1,658	1,693	-35
Ghana	842,521	2.7	86,835	74,475	12,360
Guinea	116,113	0.9	10,089	32,922	-22,833
Kenya	822,651	1.5	171,001	229,629	-58,628
Malawi	267,293	1.4	9,539	48,401	-38,862
Mali	36,047	0.2	2,468	16,653	-14,185
Mauritius	197,646	15.5	193,803	0	193,803
Morocco	8,941,120	24.2	99,664	234,885	-135,221
Mozambique	70,000	0.2	12,695	0	12,695
Namibia	12,833	0.5	8,213	1,745	6,468
Nigeria	1,171,515	0.6	74,788	132,340	-57,552
Rwanda	350,926	2.7	1,224	776	448
Senegal	437,852	2.6	57,187	31,557	25,630
Seychelles	122,744	124.8	10,550	3,445	7,105
Sierra Leone	50,395	0.6	4,267	8,448	-4,181
South Africa	292,623	0.5	0	4,217	-4,217
Sudan	140,227	0.3	40,217	100,010	-59,793
Togo	165,022	2.0	5,022	35,144	-30,122
Tunisia	368,837	3.1	127,760	82,764	44,996
Uganda	268,317	0.6	40,626	51,222	-10,596
Zimbabwe	390,018	2.6	78,117	89,168	-11,051
Americas					
Brazil	40,675,557	19.3	5,976,637	5,491,447	485,190
Canada	11,729,573	31.2	1,797,988	1,948,633	-150,645
Mexico	16,214,484	12.7	2,236,303	2,773,998	-537,695
U.S.A	228,661,408	69.7	19,254,594	22,359,683	-3,105,089
Asia					
China	220,309,000	15.8	30,500,000	25,338,000	5,162,000
India	140,916,417	10.3	18,293,827	18,257,555	36,272
Indonesia	18,570,974	6.9	1,830,898	1,588,614	242,284
Europe					
France	19,636,077	29.3	2,539,814	2,566,035	-26,221
Germany	24,821,527	29.9	3,489,185	3,751,746	-262,561
Israel	10,395,429	114.8	76,207	77,679	-1,472
Italy	17,682,821	29.3	2,514,545	2,171,253	343,292
Spain	14,266,251	30.3	1,935,496	2,098,930	-163,434
U.K.	46,253,754	69.2	3,473,685	3,192,176	281,509
Middle East					
Bahrain	1,168,650	71.2	113,600	135,828	-22,228
Saudi Arabia	8,212,569	24.0	1,085,460	856,304	229,156
U.A.E.	10,215,846	104.6	585,646	624,756	-39,110



Summary of COVID-19 tracking in Africa: Situation for the week ending 25 April 2021																			
	Date of first case	Cases				Deaths				Recovered				Active				Test	
		Total cases	New cases for the week of	New cases for the week of	Weekly change from Previous week	Total deaths	New deaths for the week of	New deaths for the week of	Weekly change from Previous week	Total Recovered	New recovered for the week of	New recovered for the week of	Weekly change from Previous week	Active cases	New active for the week of	New active for the week of	Weekly change from Previous week	Total tests	Tests Per million People
World	31-Dec	146,830,792	5,705,708	5,249,391	456,317	3,106,385	88,752	82,175	6,577	92,507,727	4,036,550	3,316,311	720,239	51,216,680	1,580,406	1,850,905	-270,499	2,129,592,089	273,207
Africa	14-Feb	4,506,744	75,104	81,442	-6,338	120,132	2,234	2,188	46	4,018,808	75,335	60,400	14,935	367,804	-2,465	18,854	-21,319	43,754,196	32,681
Central Africa	6-Mar	147,238	3,779	5,120	-1,341	2,390	84	31	53	105,297	1,141	1,249	-108	39,551	2,554	3,840	-1,286	2,624,633	17,914
East Africa	13-Mar	561,071	18,872	23,151	-4,279	10,301	471	558	-87	428,529	21,904	15,636	6,268	122,241	-3,503	6,957	-10,460	7,445,802	19,829
North Africa	14-Feb	1,346,693	29,407	28,471	936	39,002	1,032	929	-103	1,173,961	25,990	22,336	3,654	133,730	2,385	5,206	-2,821	11,620,121	56,289
Southern Africa	5-Mar	1,996,256	17,746	18,888	-1,142	62,437	563	579	-16	1,885,986	20,750	16,609	4,141	47,833	-3,567	1,700	-5,267	15,696,115	73,627
West Africa	28-Feb	455,486	5,300	5,812	-512	6,002	84	91	-7	425,035	5,550	4,570	980	24,449	-334	1,151	-1,485	6,367,525	16,031



.....: 7-day moving average

Central Africa

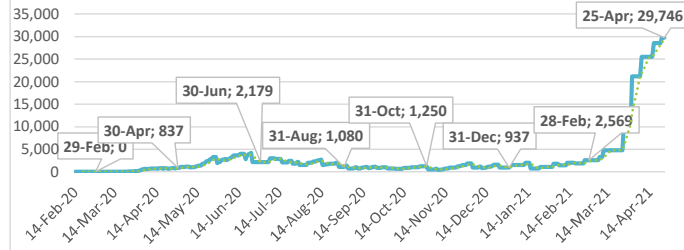
Highlights of the Covid-19 Situation in Central Africa as of April 25, 2021

- **As of Sunday, April 25, 2021, the number of total cases in the Central Africa region reached 147,238.** The region reported 3,779 new cases in the review week, which is a 26.2% decline compared to the preceding week. The total number of deaths reported reached 2,390, recording 84 new deaths in the review week. The number of total recovered cases reached 105,297, of which 1,141 were newly recovered cases during the review week. The total number of active cases stands at 39,551, which is an increase of 2,554 cases in the review week. This increase is mainly attributable to Cameroon, the Republic of Congo and the Central African Republic.
- **Cameroon accounted for 44.8% of the total cases reported in the region since the start of the pandemic and for 31.5% of the new cases during the week under review.** Chad has recorded the lowest number of total cases in the Central region since the onset of the pandemic at 4,770.
- **The average case fatality rate (CFR) for the region decreased to 1.6% in the review week. The highest CFR in the region was reported in Chad at 3.5% and the lowest in Gabon at 0.6%.**

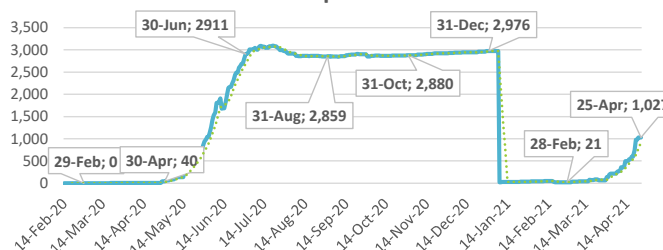
Summary of COVID-19 tracking in Central Africa: Situation for the week ending 25 April 2021

	Date of first case	Cases				Deaths				Recovered				Active				Test	
		Total cases	New cases for the week of	New cases for the week of	Weekly change	Total deaths	New deaths for the week of	New deaths for the week of	Weekly change from Previous week	Total Recovered	New recovered for the week of	New recovered for the week of	Weekly change from Previous week	Active cases	New active for the week of	New active for the week of	Weekly change from Previous week	Total tests	Tests Per million People
			25 Apr.	18 Apr.			25 Apr.	18 Apr.			25 Apr.	18 Apr.			25 Apr.	18 Apr.			
Central Africa	6-Mar	147,238	3,779	5,120	-1,341	2,390	84	31	53	105,297	1,141	1,249	-108	39,551	2,554	3,840	-1,286	2,624,633	17,914
Cameroon	6-Mar	65,998	1,189	3,078	-1,889	991	52	20	32	35,261	0	0	0	29,746	1,137	3,058	-1,921	1,349,758	50,846
Central African Rep.	15-Mar	6,224	437	296	141	85	10	1	9	5,112	0	56	-56	1,027	427	239	188	46,880	9,706
Chad	19-Mar	4,770	64	70	-6	169	0	2	-2	4,389	47	56	-9	212	17	12	5	118,804	7,233
Congo Rep. of	15-Mar	10,678	594	0	594	144	5	2	3	8,208	0	0	0	2,326	589	-2	591	130,458	23,642
Congo Dem. Rep.	10-Mar	29,576	620	414	206	756	11	0	11	26,156	315	0	315	2,664	294	414	-120	147,505	1,647
Equatorial Guinea	14-Mar	7,559	300	40	260	107	1	0	1	7,097	212	86	126	355	87	-46	133	120,652	85,997
Gabon	12-Mar	22,433	575	1,222	-647	138	5	6	-1	19,074	567	1,051	-484	3,221	3	165	-162	710,576	319,255

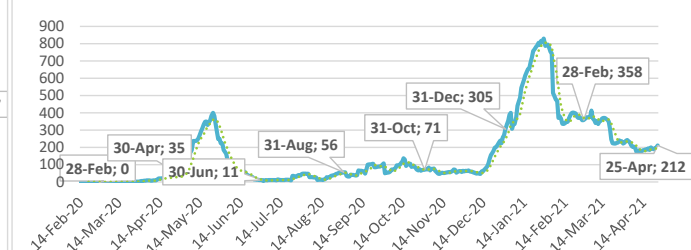
Cameroon: Total Active Cases



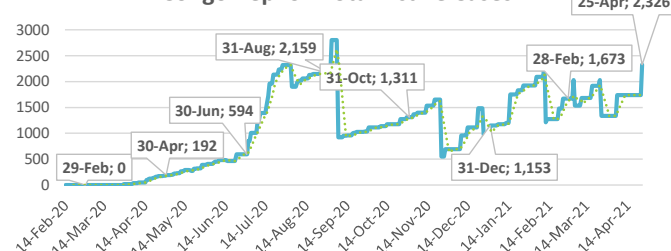
Central African Rep: Total Active Cases



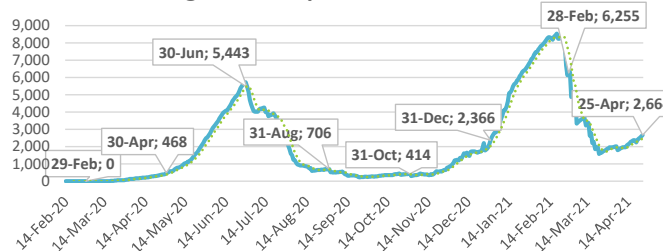
Chad: Total Active Cases



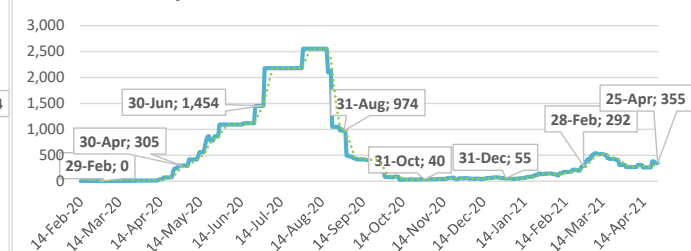
Congo Rep. of: Total Active Cases



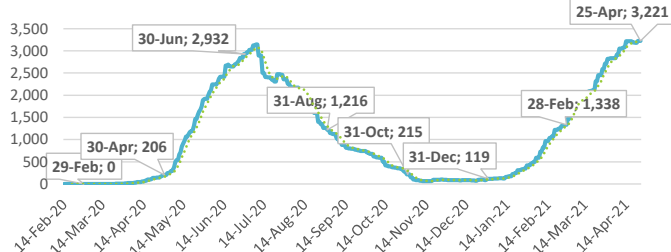
Congo Dem. Rep.: Total Active Cases



Equatorial Guinea: Total Active Cases



Gabon: Total Active Cases



.....: 7-day moving average

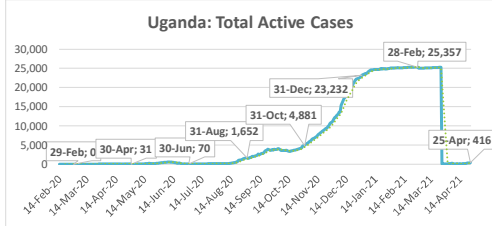
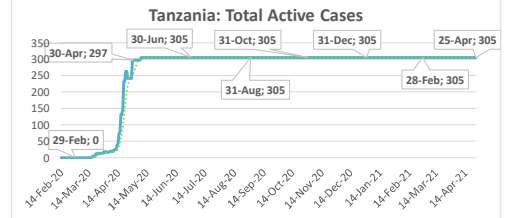
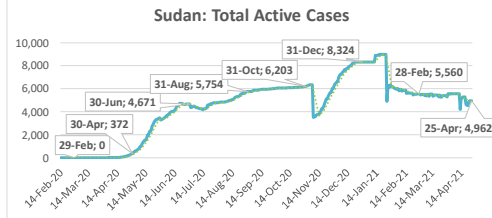
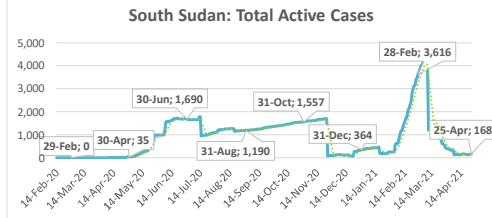
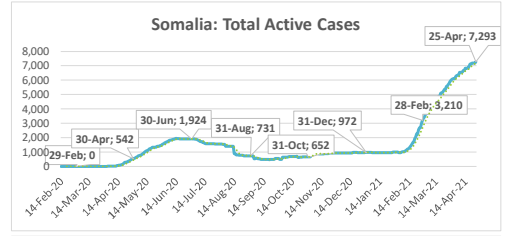
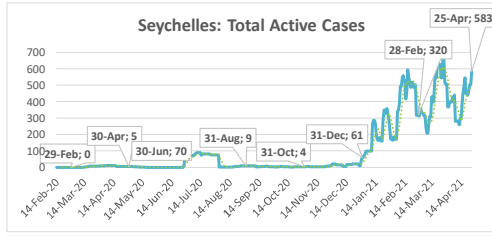
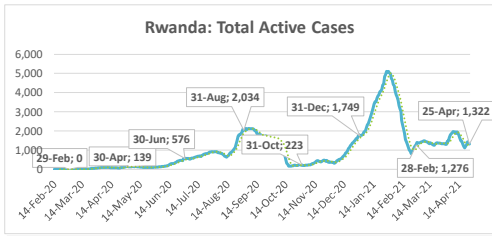
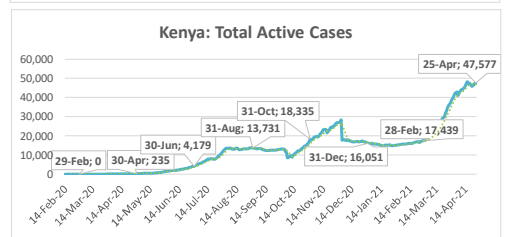
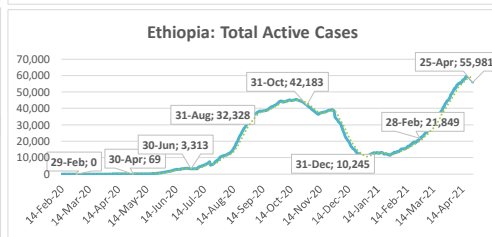
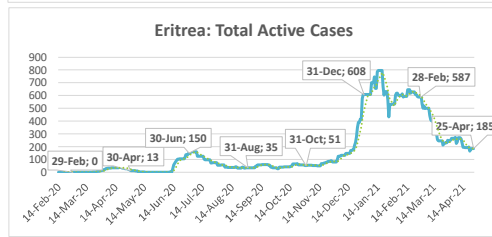
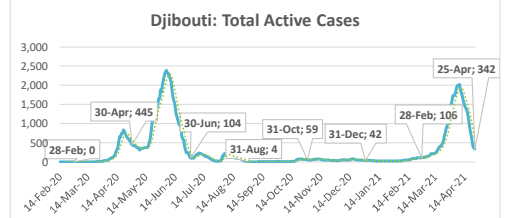
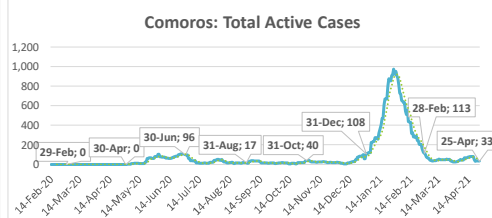
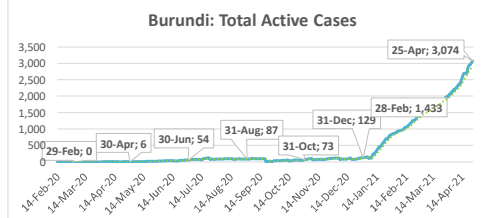
East Africa

Highlights of the Covid-19 Situation in East Africa as of April 25, 2021

- **As of Sunday, April 25, 2021, the number of total cases in the East Africa region reached 561,071.** The region reported 18,872 new cases in the review week, which is an 18.5% decline compared to the preceding week. The total number of deaths reported reached 10,301, recording 471 new deaths in the review week. The number of total recovered cases reached 428,529, of which 21,904 were newly recovered cases during the review week. The total number of active cases stands at 122,241, which is a decline of 3,503 cases in the review week. The decline in the number of active cases in the region during the review week is mainly attributable to Ethiopia and, to a lesser extent, Kenya.
- **Ethiopia accounted for 45.0% of the total cases and 54.3% of the new cases in the Eastern region during the week under review.** Eritrea has reported the lowest number of total cases in the region since the start of the pandemic at 3,605.¹
- **The average case fatality rate (CFR) for the region stands at 1.8%. The highest CFR in the region was reported in Sudan at 6.8% and the lowest in Burundi at 0.2%.**

¹ This precludes Tanzania, which has not released data since May 08, 2020.

Summary of COVID-19 tracking in East Africa: Situation for the week ending 25 April 2021																			
	Date of first case	Cases				Deaths				Recovered				Active				Test	
		Total cases	New cases for the week of	New cases for the week of	Weekly change	Total deaths	New deaths for the week of	New deaths for the week of	Weekly change from Previous week	Total Recovered	New recovered for the week of	New recovered for the week of	Weekly change from Previous week	Active cases	New active for the week of	New active for the week of	Weekly change from Previous week	Total tests	Tests Per million People
25 Apr.	18 Apr.	25 Apr.	18 Apr.	25 Apr.	18 Apr.	25 Apr.	18 Apr.	25 Apr.	18 Apr.	25 Apr.	18 Apr.								
East Africa	13-Mar	561,071	18,872	23,151	-4,279	10,301	471	558	-87	428,529	21,904	15,636	6,268	122,241	3,503	6,957	-10,460	7,445,802	19,829
Burundi	31-Mar	3,853	376	323	53	6	0	0	0	773	0	0	0	3,074	376	323	53	261,679	22,007
Comoros	2-May	3,829	10	30	-20	146	0	0	0	3,650	55	18	37	33	45	12	-57	6,227	7,161
Djibouti	18-Mar	10,802	342	584	-242	136	20	20	0	10,324	1,152	1,187	-35	342	-830	-623	-207	147,505	149,297
Eritrea	21-Mar	3,605	114	44	70	10	0	0	0	3,410	122	122	0	185	-8	-78	70	23,693	6,681
Ethiopia	13-Mar	252,279	10,251	13,032	-2,781	3,551	181	196	-15	192,747	13,432	8,682	4,750	55,981	-3,362	4,154	-7,516	2,550,394	22,184
Kenya	13-Mar	156,787	5,134	5,983	-849	2,622	141	133	-8	106,588	4,946	2,547	2,399	47,577	47	3,303	-3,256	1,645,209	30,596
Rwanda	14-Mar	24,593	705	462	243	330	5	10	-5	22,941	700	998	-298	1,322	0	-546	546	1,289,120	99,529
Seychelles	15-Mar	5,284	362	492	-130	26	1	1	0	4,675	324	228	96	583	37	263	-226	21,504	218,654
Somalia	16-Mar	13,670	591	673	-82	698	28	52	-24	5,679	266	191	75	7,293	297	430	-133	109,233	6,873
South Sudan	5-Apr	10,532	59	101	-42	114	0	0	0	10,250	35	125	-90	168	24	-24	48	147,670	13,192
Sudan	13-Mar	33,673	651	1,189	-538	2,300	92	145	-53	26,411	872	1,325	-453	4,962	-313	-281	-32	232,965	5,313
Tanzania	16-Mar	509	21	183	305	3,880	65
Uganda	21-Mar	41,655	277	238	39	341	3	1	2	40,898	0	213	-213	416	274	24	250	1,006,723	22,009



.....: 7-day moving average

North Africa

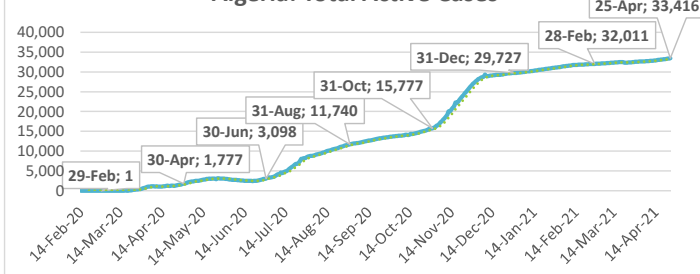
Highlights of the Covid-19 Situation in North Africa as of April 25, 2021

- **As of Sunday, April 25, 2021, the number of total cases in the North Africa region reached 1,346,693.** The region reported 29,407 new cases in the review week, which is a 3.3% increase compared to the preceding week. The total number of deaths reported reached 39,002, recording 1,032 new deaths in the review week. The number of total recovered cases reached 1,173,961, of which 25,990 were newly recovered cases during the review week. The total number of active cases stands at 133,730 which is an increase of 2,385 cases in the review week. The increase in the number of active cases in the region during the review week is mainly attributable to Egypt.
- **Morocco accounted for 37.8% of the total cases, while Tunisia accounted for 50.5% of the new cases in the region during the week under review.** Mauritania has the lowest number of total cases in the region since the start of the pandemic at 18,257.
- **The average case fatality rate (CFR) for the region currently stands at 2.9%. The highest CFR in the region was reported in Egypt at 5.9% and the lowest in Libya at 1.7%.**

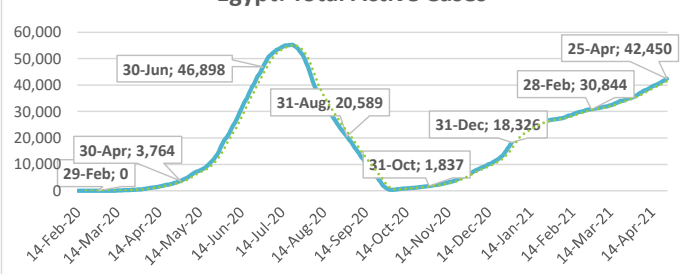
Summary of COVID-19 tracking in North Africa: Situation for the week ending 25 April 2021

	Date of first case	Cases				Deaths				Recovered				Active				Test	
		Total cases	New cases for the week of	New cases for the week of	Weekly change	Total deaths	New deaths for the week of	New deaths for the week of	Weekly change from Previous week	Total Recovered	New recovered for the week of	New recovered for the week of	Weekly change from Previous week	Active cases	New active for the week of	New active for the week of	Weekly change from Previous week	Total tests	Tests Per million People
			25 Apr.	18 Apr.			25 Apr.	18 Apr.			25 Apr.	18 Apr.			25 Apr.	18 Apr.			
North Africa	14-Feb	1,346,693	29,407	28,471	936	39,002	1,032	929	103	1,173,961	25,990	22,336	3,654	133,730	2,385	5,206	-2,821	11,620,121	56,289
Algeria	26-Feb	120,922	1,280	1,126	154	3,207	52	25	27	84,299	902	797	105	33,416	326	304	22	230,861	5,265
Egypt	14-Feb	222,523	6,189	5,845	344	13,049	311	293	18	167,024	3,545	3,980	-435	42,450	2,333	1,572	761	2,713,764	26,519
Libya	25-Mar	175,286	3,406	4,055	-649	2,996	100	73	27	160,643	3,633	4,089	-456	11,647	-327	-107	-220	945,732	137,635
Mauritania	14-Mar	18,257	128	107	21	454	1	3	-2	17,587	103	137	-34	216	24	-33	57	228,502	49,144
Morocco	5-Mar	509,363	3,552	3,709	-157	8,992	47	45	2	495,262	3,452	3,449	3	5,109	53	215	-162	6,221,767	168,563
Tunisia	5-Mar	300,342	14,852	13,629	1,223	10,304	521	490	31	249,146	14,355	9,884	4,471	40,892	-24	3,255	-3,279	1,279,495	108,261

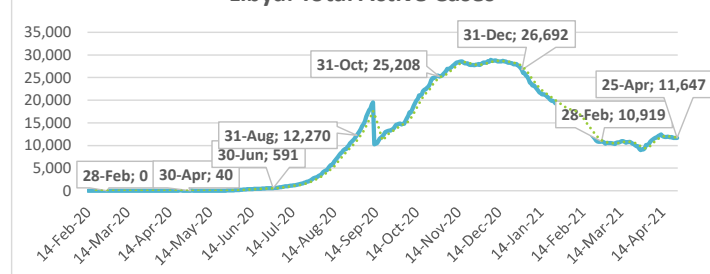
Algeria: Total Active Cases



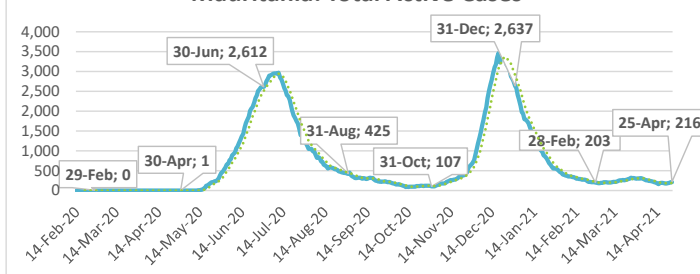
Egypt: Total Active Cases



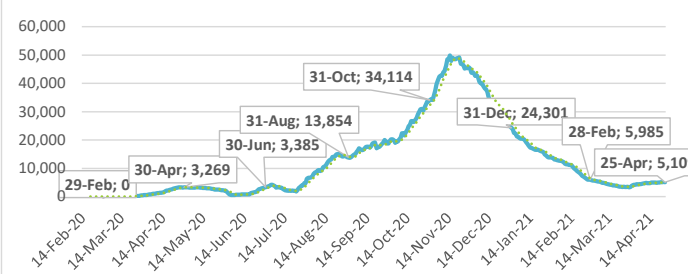
Libya: Total Active Cases



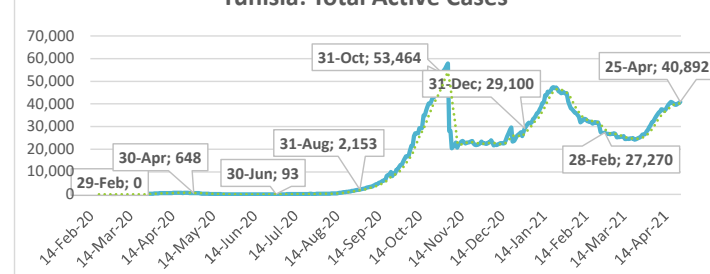
Mauritania: Total Active Cases



Morocco: Total Active Cases



Tunisia: Total Active Cases



.....: 7-day moving average

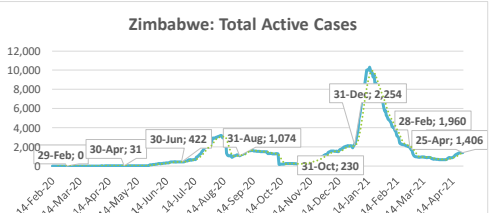
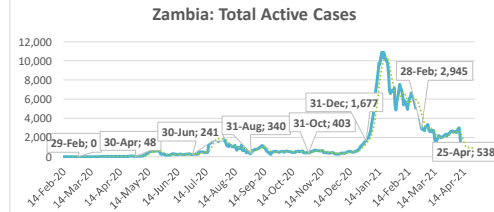
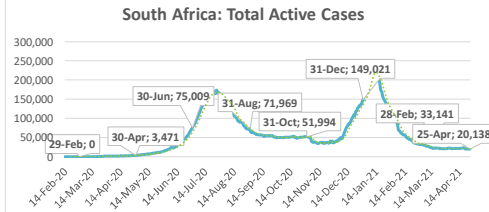
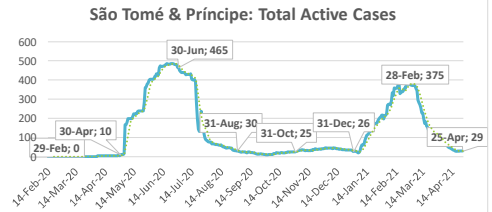
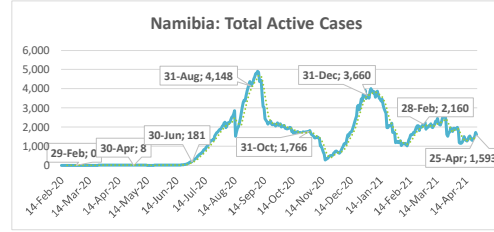
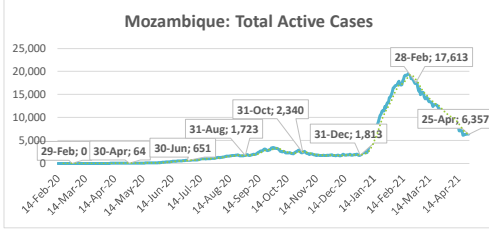
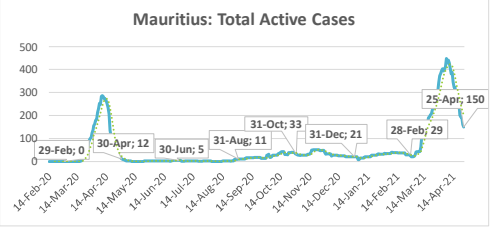
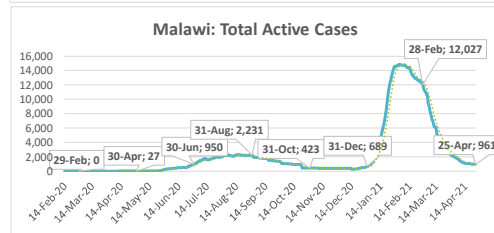
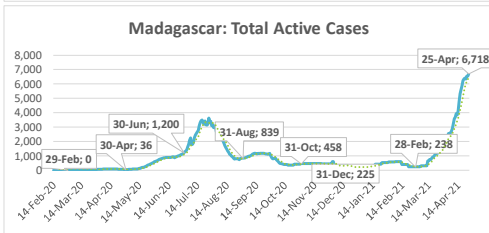
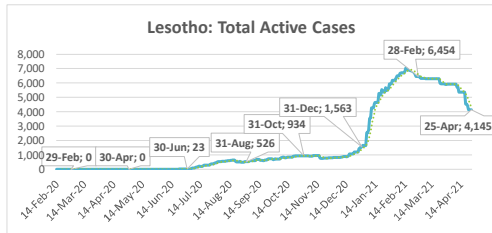
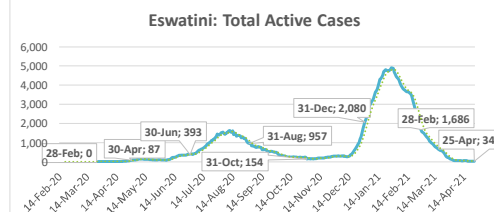
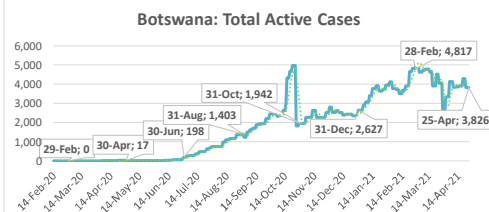
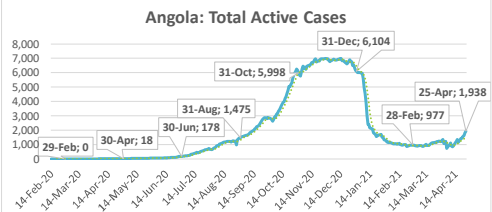
Southern Africa

Highlights of the Covid-19 Situation in Southern Africa as of April 25, 2021

- **As of Sunday, April 25, 2021, the number of total cases in the Southern Africa region reached 1,996,256.** The region reported 17,746 new cases in the review week, which is a 6.0% decline compared to the preceding week. The total number of deaths reported reached 62,437, recording 563 new deaths in the review week. The number of total recovered cases reached 1,885,986, of which 20,750 were newly recovered cases during the review week. The total number of active cases stands at 47,833, which is a decline of 3,567 cases in the review week. The increase in the number of active cases in the region during the review week is mainly attributable to Mozambique, although South Africa still has the largest number of active cases at 20,138.
- **South Africa accounted for 78.9% of the total cases and 49.0% of the new cases in the region during the week under review.** Mauritius has the lowest number of total cases in the region at 1,206.
- **The average case fatality rate (CFR) for the region stands at 3.1%. The highest CFR in the region was reported in Zimbabwe at 4.1% and the lowest in Mozambique at 1.2%.**

Summary of COVID-19 tracking in Southern Africa: Situation for the week ending 25 April 2021

	Date of first case	Cases				Deaths				Recovered				Active				Test	
		Total cases	New cases for the week of	New cases for the week of	Weekly change	Total deaths	New deaths for the week of	New deaths for the week of	Weekly change from Previous week	Total Recovered	New recovered for the week of	New recovered for the week of	Weekly change from Previous week	Active cases	active for the week of	New active for the week of	Weekly change from Previous week	Total tests	Tests Per million People
		25 Apr.	18 Apr.	25 Apr.	18 Apr.	25 Apr.	18 Apr.	25 Apr.	18 Apr.	25 Apr.	18 Apr.	25 Apr.	18 Apr.	25 Apr.	18 Apr.	25 Apr.	18 Apr.	25 Apr.	18 Apr.
Southern Africa	5-Mar	1,996,256	17,746	18,888	-1,142	62,437	563	579	-16	1,885,986	20,750	16,609	4,141	47,833	-3,567	1,700	-5,267	15,696,115	73,627
Angola	27-Mar	25,609	1,220	932	288	579	18	8	10	23,092	495	539	-44	1,938	707	385	322	455,499	13,859
Botswana	16-Mar	45,855	1,780	1,401	379	691	20	35	-15	41,338	1,845	1,290	555	3,826	-85	76	-161	982,095	417,624
Eswatini	14-Mar	18,442	25	1,041	-1,016	671	0	2	-2	17,737	25	1,067	-1,042	34	0	-28	28	192,972	166,332
Lesotho	13-May	10,728	19	2	17	316	1	0	1	6,267	1,239	354	885	4,145	-1,221	-352	-869	77,329	36,097
Madagascar	20-Mar	35,746	3,541	4,142	-601	599	57	42	15	28,429	2,631	1,920	711	6,718	853	2,180	-1,327	176,625	6,378
Malawi	2-Apr	34,016	75	114	-39	1,147	9	10	-1	31,908	144	285	-141	961	-78	-181	103	230,514	12,050
Mauritius	18-Mar	1,206	3	11	-8	16	1	3	-2	1,040	106	159	-59	150	-104	-151	47	358,675	282,029
Mozambique	27-Mar	69,665	462	445	17	807	9	7	2	62,501	1,208	2,389	-1,181	6,357	-755	-1,951	1,196	512,219	16,388
Namibia	14-Mar	47,776	1,121	1,128	-7	625	21	34	-13	45,558	1,033	885	148	1,593	67	209	-142	381,182	150,018
São Tomé & Príncipe	6-Apr	2,298	23	9	14	35	0	0	0	2,234	22	28	-6	29	1	-19	20	13,396	61,125
South Africa	5-Mar	1,575,471	8,702	8,311	391	54,148	412	414	-2	1,501,185	11,042	6,847	4,195	20,138	-2,752	1,050	-3,802	10,530,979	177,562
Zambia	18-Mar	91,358	440	889	-449	1,246	11	9	2	89,574	856	700	156	538	-427	180	-607	1,378,946	75,008
Zimbabwe	25-Mar	38,086	335	463	-128	1,557	4	15	-11	35,123	104	146	-42	1,406	227	302	-75	405,684	27,295



..... 7-day moving average

West Africa

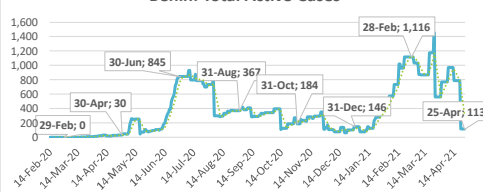
Highlights of the Covid-19 Situation in West Africa as of April 25, 2021

- **As of Sunday, April 25, 2021, the number of total cases in the West Africa region reached 455,486.** The region reported 5,300 new cases in the review week, which is an 8.8% decline compared to the new cases reported in the preceding week. The total number of deaths reported reached 6,002, recording 84 new deaths in the review week. The number of total recovered cases reached 425,035, of which 5,550 were newly recovered cases during the review week. The total number of active cases stands at 24,449, which is a decline of 334 cases in the review week. The decline in the number of active cases in the region during the review week is mainly attributable to Mali and Benin.
- **Nigeria accounted for 36.2% of the total cases, while Cabo Verde accounted for 35.5% of the new cases in the region during the week under review.** Liberia has the lowest number of total cases in the region at 2,097.
- **The average case fatality rate (CFR) for the region stands at 1.3%. The highest CFR in the region was reported in Liberia at 4.1% and the lowest in Côte d'Ivoire and Guinea at 0.6%.**

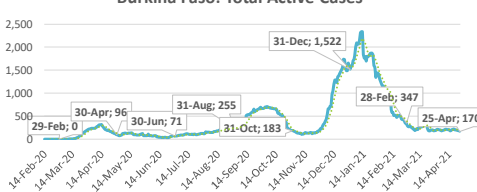
Summary of COVID-19 tracking in West Africa: Situation for the week ending 25 April 2021

	Date of first case	Cases				Deaths				Recovered				Active				Test	
		Total cases	New cases for the week of	New cases for the week of	Weekly change	Total deaths	New deaths for the week of	New deaths for the week of	Weekly change from Previous week	Total Recovered	New recovered for the week of	New recovered for the week of	Weekly change from Previous week	Active cases	New active for the week of	New active for the week of	Weekly change from Previous week	Total tests	Tests Per million People
			25 Apr.	18 Apr.		25 Apr.	18 Apr.			25 Apr.	18 Apr.			25 Apr.	18 Apr.				
West Africa	28-Feb	455,486	5,300	5,812	-512	6,002	84	91	-7	425,035	5,550	4,570	980	24,449	-334	1,151	-1,485	6,367,525	16,031
Benin	16-Mar	7,720	109	96	13	97	2	2	0	7,510	782	276	506	113	-675	-182	-493	581,843	47,994
Burkina Faso	9-Mar	13,263	134	173	-39	156	2	2	0	12,937	178	166	12	170	-46	5	-51	178,827	8,555
Cabo Verde	20-Mar	22,349	1,883	1,461	422	203	11	10	1	19,204	1,163	844	319	2,942	709	607	102	176,346	317,176
Côte d'Ivoire	11-Mar	45,852	292	354	-62	282	8	11	-3	45,374	245	500	-255	196	39	-157	196	573,182	21,729
Gambia, The	18-Mar	5,857	137	118	19	173	3	2	1	5,284	94	45	49	400	40	71	-31	62,356	25,802
Ghana	12-Mar	92,166	457	449	8	777	6	17	-11	89,920	316	512	-196	1,469	135	80	215	1,063,581	34,229
Guinea	13-Mar	21,953	493	511	-18	140	2	4	-2	19,230	348	319	29	2,583	143	188	-45	426,690	32,490
Guinea-Bissau	27-Mar	3,726	14	32	-18	67	1	0	1	3,252	110	73	37	407	-97	-41	-56	62,798	31,910
Liberia	16-Mar	2,097	55	0	55	85	0	0	0	1,940	41	0	41	72	14	0	14	93,591	18,505
Mali	25-Mar	13,627	557	1,226	-669	467	34	25	9	8,071	639	289	350	5,089	-116	912	-1,028	249,766	12,334
Niger	20-Mar	5,191	60	57	3	191	1	1	0	4,834	55	32	23	166	4	24	-20	97,394	4,023
Nigeria	28-Feb	164,719	486	434	52	2,062	1	1	0	154,926	594	225	369	7,731	-109	208	-317	1,870,915	9,076
Senegal	2-Mar	40,135	353	351	2	1,102	11	13	-2	38,861	350	337	13	172	-8	1	-9	473,584	28,284
Sierra Leone	31-Mar	4,044	16	23	-7	79	0	0	0	2,993	144	18	126	972	-128	5	-133	150,965	18,925
Togo	6-Mar	12,787	254	527	-273	121	2	3	-1	10,699	491	934	-443	1,967	-239	-410	171	305,687	36,924

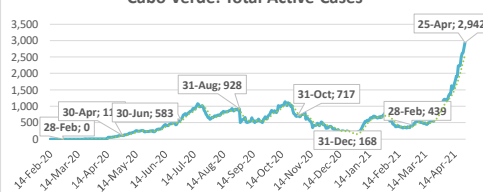
Benin: Total Active Cases



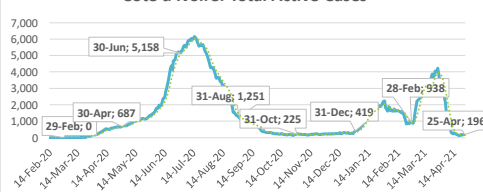
Burkina Faso: Total Active Cases



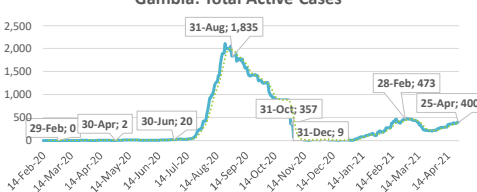
Cabo Verde: Total Active Cases



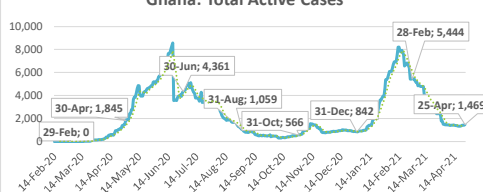
Côte d'Ivoire: Total Active Cases



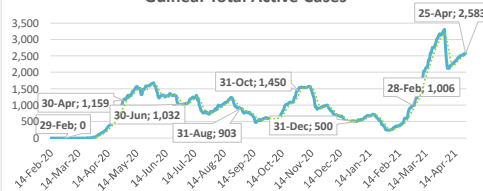
Gambia: Total Active Cases



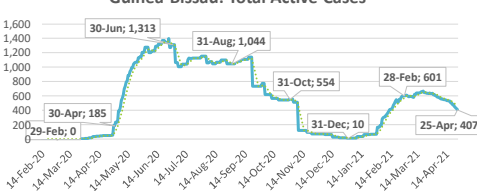
Ghana: Total Active Cases



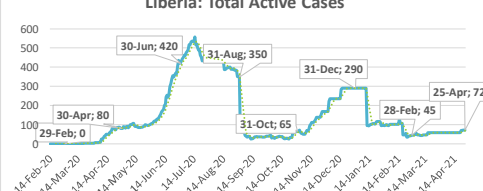
Guinea: Total Active Cases



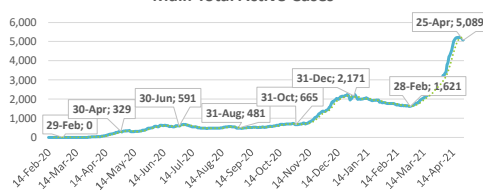
Guinea-Bissau: Total Active Cases



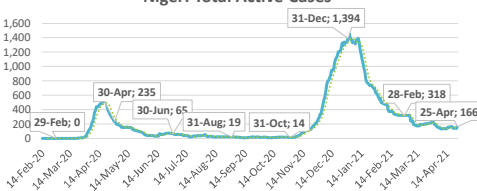
Liberia: Total Active Cases



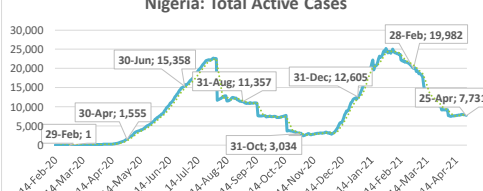
Mali: Total Active Cases



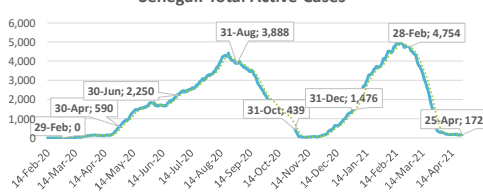
Niger: Total Active Cases



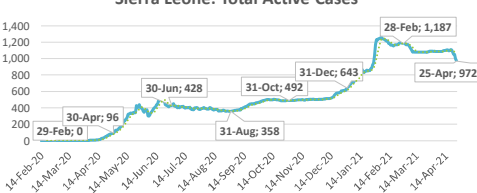
Nigeria: Total Active Cases



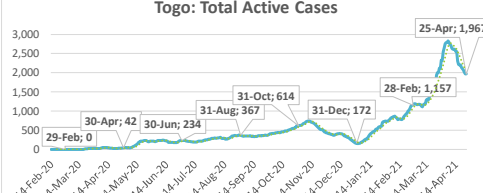
Senegal: Total Active Cases



Sierra Leone: Total Active Cases



Togo: Total Active Cases



.....: 7-day moving average