



AFRICAN DEVELOPMENT BANK GROUP

Weekly Data Flash on Covid-19 in Africa¹:

The situation as of Sunday, May 15, 2022

Statistics Department (ECST)

¹ This briefing note has been prepared by Roza Mamuye Bora, Senior Statistician; Anouar Chaouch, Statistician; Soumaila Karambiri, Statistical Assistant; Regis Hauhouot Stephane, Statistical Assistant and Desire Lakpa Guy, Statistical Assistant; and Robert Maate, Chief Statistician under the supervision of Louis Kouakou, Ag Director, Statistics Dept.

Contents

	Page
Highlights of the Covid-19 Situation in Africa as of May 15, 2022	1
Data Annexes: Africa	4
Highlights of the Covid-19 Situation in Central Africa as of May 15, 2022	6
Data Annexes: Central Africa	8
Highlights of the Covid-19 Situation in East Africa as of May 15, 2022	9
Data Annexes: East Africa	11
Highlights of the Covid-19 Situation in North Africa as of May 15, 2022	12
Data Annexes: North Africa	14
Highlights of the Covid-19 Situation in Southern Africa as of May 15, 2022	15
Data Annexes: Southern Africa	17
Highlights of the Covid-19 Situation in West Africa as of May 15, 2022	18
Data Annexes: West Africa	20

Highlights of the Covid-19 Situation in Africa for the Week Ending May 15, 2022

Vaccinations: Status Update

- In the week ending May 15, 2022, over 71.8 million new Covid-19 vaccinations were administered globally, leading to a cumulative total of nearly 11.8 billion since the start of the program. In terms of the geographical distribution, China accounts for 28.9% of the total number of Covid-19 vaccinations administered to date, followed by India at 16.2% and the USA at 4.9%.
- The number of African countries with data on Covid-19 vaccinations stands at 51, of which only 14 released new data on the progress of the vaccination program this week. As of May 15, 2022, a cumulative total of 488,993,534¹ vaccinations had been administered in Africa, which represents 4.2% of total global vaccinations. Egypt accounts for 16.8% of the vaccinations carried out in Africa to date, followed by Morocco (11.1%), Nigeria (8.4%) and South Africa (7.2%). As of May 15, 2022, 16.9% of Africa's population had completed² a course of vaccination and 22.3% had received at least one dose of vaccine.

Covid-19 Testing in Africa

- As of Sunday, May 15, 2022, over 106.7 million tests for Covid-19 had been administered in Africa. Nine countries collectively account for 64.8% of all the tests conducted in Africa by May 15, 2022, namely, South Africa (23.3%), Morocco (10.8%), Egypt (5.7%), Rwanda (5.0%), Nigeria (4.8%), Ethiopia (4.5%), Tunisia (4.3%), Kenya (3.4%) and Zambia (3.2%).
- The average number of tests per 1 million people in Africa as of May 15, 2022, stands at 79,739. Botswana continues to lead on this indicator with 968,092 tests per 1 million people, followed by Eswatini (880,638), Cabo Verde (870,616), Gabon (716,403), South Africa (419,593) and Rwanda (412,899).

Confirmed, New and Active Global Covid-19 Cases

- Globally, the total number of confirmed Covid-19 cases since the start of the pandemic reached 521,467,180, of which 94.4% have recovered. The majority cases (37.3%) occurred in Europe, followed by Asia (28.8%), North America (19.1%), South America (11.0%) and Africa (2.2%).
- The number of new cases reported globally in the review week amounted to 4,117,991, indicating an 18.2% increase compared to the new cases recorded in the preceding week.

¹ The total vaccination figures indicate the total number of vaccines administered including both vaccinations completed and vaccines of at least one dose.

² Completed vaccination refers to population that have taken the minimum required doses of vaccination, depending on the type of vaccine.

- **The cumulative total of global deaths due to Covid-19 reached 6,263,879, of which 12,559 were recorded in the week ending May 15, 2022.** This was 14.9% lower than the number of deaths recorded in the previous week. The number of global active cases decreased by 546,923 cases in the week under review, bringing the total, as of May 15, 2022, to 23,160,903.
- **Africa accounts for 2.2% of the total global cases, 4.0% of total global deaths due to Covid-19, 2.2% of global recovered cases and 2.1% of active cases as of May 15, 2022, as detailed below.**

Confirmed, New and Active Covid-19 Cases in Africa

- **As of May 15, 2022, the total number of confirmed cases in Africa reached 11,603,921,³** 65.3% of which were in six countries, namely South Africa (33.5%), Morocco (10.0%), Tunisia (9.0%), Egypt (4.4%), Libya (4.3%) and Ethiopia (4.1%). The five countries with the lowest number of reported cases since the start of the pandemic were São Tomé & Príncipe, Chad, Liberia, Sierra Leone and Comoros, with cases ranging between 5,970 in São Tomé & Príncipe and 8,100 in Comoros. These five countries collectively account for 0.3% of the confirmed cases in Africa. Considering population size, Seychelles, Botswana, Cabo Verde, Tunisia and Libya are the five countries with the highest number of confirmed cases per 1 million people, with rates ranging from 447,495 in Seychelles to 71,237 in Libya.
- **In the week under review, a total of 58,728 new cases were reported in Africa,** which is 17.6% higher than new cases recorded in the previous week. These new cases in Africa account for 1.4% of the weekly new cases recorded globally. The Southern Africa region accounted for 91.9 % of the weekly new cases in Africa, followed by East Africa (5.2%), North Africa (2.0%), West Africa (0.9%) and Central Africa (0.01%).
- **The number of active cases in Africa increased by 3,888 in the week ending May 15, 2022, indicating a cumulative total of 495,593 active cases.** Currently, five countries collectively account for 71.3% of the active cases in Africa, namely Rwanda (16.7%), Algeria (16.3%), South Africa (16.2%), Uganda (12.2%) and Egypt (9.9%).
- **All the regions, except Southern and East Africa, recorded a decline in active cases, to varying degrees, during the review week.**

Deaths and the Case Fatality Rates in Africa

- **As of May 15, 2022, a total of 253,376 deaths had been reported in Africa since the start of the pandemic,** of which 50.6% were in Southern Africa, 33.0% in North Africa, 10.3% in East Africa, 4.3% in West Africa, and 1.8% in Central Africa. The five countries with the highest number of reported deaths due to Covid-19 since the start of the pandemic are South Africa, Tunisia, Egypt, Morocco and Ethiopia, ranging from 100,755 in South Africa to 7,510 in

³ Equatorial Guinea and Sierra Leone have not released new data for this week ending May 15, 2022. Cameroon, Central African Republic, DRC, Congo Rep., Comoros, Djibouti, Egypt, Angola, Lesotho and Benin have not released new data for at least two consecutive weeks.

Ethiopia. A total of 302 new deaths were reported in Africa in the week under review, which is a 50.2% increase compared to the number recorded in the preceding week.

- **The case fatality rate (CFR), i.e. deaths per confirmed cases for Africa, stands at 2.2%, which is higher than the global CFR rate of 1.2%.** Regionally, West Africa has the lowest CFR at 1.3%, followed by Central Africa at 1.4%, East Africa at 1.9%, Southern Africa at 2.3% and North Africa at 2.4%. As of May 15, 2022, sixteen African countries recorded CFRs higher than the African average with the highest in Sudan at 7.9%, followed by Somalia (5.1%), Egypt (4.8%), Liberia (3.9%), Niger (3.4%), Malawi (3.1%), The Gambia (3.0%), Tunisia (2.7%), Mauritius (2.6%), South Africa (2.6%), Chad (2.6%), Algeria (2.6%), Namibia (2.5%), Mali (2.4%), Tanzania (2.4%) and Senegal (2.3%).

Recovery Rates in Africa

- **As of May 15, 2022, the cumulative total of recovered cases in Africa reached 10,746,510, representing 92.6% of its confirmed cases.⁴** Regionally, the recovery rates stand at 98.0% for West Africa, 95.9% for Southern Africa, 93.4% for North Africa, 83.3% for Central Africa and 75.9% for East Africa. In the week under review, a total of 36,367 newly recovered cases were reported in Africa.

⁴ Burundi has not been publishing new data on recovered cases and deaths since 6 January 21. Tanzania and Sudan are not currently reporting on recovered cases. Additionally, Liberia, Benin, Rwanda, South Sudan, Somalia, CAR, Chad and DRC have not reported recovered cases for several weeks.

Status of Vaccinations Administered in Africa and Selected Global Countries for the Week Ending 15 May 2022

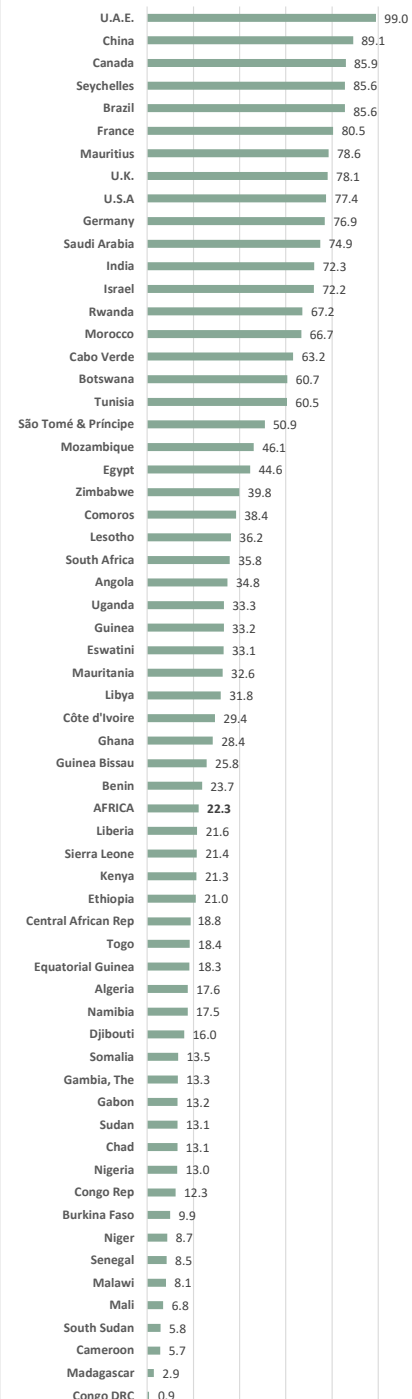
	Vaccinations					
	Total vaccinations	% of population vaccinated (at least one dose)	% of population vaccinated completed (2 doses)*	New vaccinations for the week of 15 May	New vaccinations for the week of 8 May	Weekly change
World	11,778,782,898	48.2	42.5	71,851,718	58,469,979	13,381,739
AFRICA	488,993,534	22.3	16.9	5,359,864	6,423,517	-1,063,653
Algeria	15,205,854	17.6	14.5	0	0	0
Angola	17,896,626	34.8	18.1	0	0	0
Benin	3,333,450	23.7	19.5	0	0	0
Botswana	2,517,260	60.7	53.9	0	0	0
Burkina Faso	3,320,425	9.9	5.5	0	0	0
Cabo Verde	756,797	63.2	54.7	4,603	5,072	-469
Cameroon	1,828,882	5.7	4.4	0	0	0
Central African Rep	1,037,580	18.8	18.3	0	0	0
Chad	2,347,168	13.1	12.3	0	0	0
Comoros	642,320	38.4	33.9	0	0	0
Congo DRC	1,143,186	0.9	0.6	0	0	0
Congo Rep	831,318	12.3	11.5	0	0	0
Côte d'Ivoire	12,387,947	29.4	20.1	405,761	0	405,761
Djibouti	181,125	16.0	12.0	1,216	3,001	-1,785
Egypt	82,376,780	44.6	33.2	359,388	633,236	-273,848
Equatorial Guinea	479,991	18.3	14.8	0	3,239	-3,239
Eswatini	535,393	33.1	28.7	0	0	0
Ethiopia	29,373,478	21.0	18.1	0	0	0
Gabon	556,657	13.2	11.2	0	0	0
Gambia, The	363,353	13.3	12.8	0	0	0
Ghana	13,047,826	28.4	16.0	0	0	0
Guinea	6,111,743	33.2	18.6	0	0	0
Guinea Bissau	562,620	25.8	16.9	0	0	0
Kenya	18,005,808	21.3	15.1	64,638	70,025	-5,387
Lesotho	933,825	36.2	33.7	0	0	0
Liberia	2,201,300	21.6	20.9	0	0	0
Libya	3,454,320	31.8	16.4	0	781	-781
Madagascar	2,264,611	2.9	2.7	0	0	0
Malawi	2,054,585	8.1	4.6	0	0	0
Mali	1,993,965	6.8	5.1	0	52,531	-52,531
Mauritania	2,650,797	32.6	22.3	0	0	0
Mauritius	2,698,115	78.6	75.7	0	0	0
Morocco	54,485,117	66.7	62.6	31,608	25,926	5,682
Mozambique	31,616,078	46.1	43.2	0	3,772,638	-3,772,638
Namibia	834,756	17.5	14.9	0	0	0
Niger	3,726,602	8.7	6.2	0	0	0
Nigeria	41,091,354	13.0	7.5	2,692,287	864,418	1,827,869
Rwanda	20,141,669	67.2	61.4	0	0	0
São Tomé & Príncipe	208,657	50.9	38.9	0	0	0
Senegal	2,496,373	8.5	6.0	0	0	0
Seychelles	201,121	85.6	81.3	0	1,271	-1,271
Sierra Leone	2,868,978	21.4	13.8	0	0	0
Somalia	2,677,716	13.5	8.5	26,201	0	26,201
South Africa	35,436,933	35.8	30.8	308,521	263,443	45,078
South Sudan	711,247	5.8	5.5	19,232	23,335	-4,103
Sudan	7,096,087	13.1	8.0	0	0	0
Togo	3,290,821	18.4	18.4	0	0	0
Tunisia	13,151,111	60.5	53.4	17,521	14,628	2,893
Uganda	20,899,440	33.3	22.4	675,462	580,170	95,292
Zambia	3,958,100	...	13.3	136,423	34,398	102,025
Zimbabwe	11,006,269	39.8	26.8	617,003	75,405	541,598
Americas						
Brazil	435,226,309	85.6	77.2	3,201,223	2,822,687	378,536
Canada	84,879,172	85.9	82.3	445,502	490,435	-44,933
U.S.A	580,083,507	77.4	66.2	2,195,076	3,611,169	-1,416,093
Asia						
China	3,399,003,302	89.1	86.7	34,834,016	1,319,286	33,514,730
India	1,913,576,050	72.3	62.7	10,100,795	14,794,070	-4,693,275
Europe						
France	155,734,396	80.5	78.1	120,927	220,298	-99,371
Germany	179,402,524	76.9	76.8	376,053	499,301	-123,248
Israel	18,143,368	72.2	66.1	6,672	5,078	1,594
U.K.	142,678,174	78.1	73.0	265,688	330,582	-64,894
Middle East						
Saudi Arabia	64,899,620	74.9	70.2	354,631	315,670	38,961
U.A.E.	24,802,088	99.0	96.9	49,225	42,013	7,212

*: % of population vaccinated completed: Indicates the population that has taken the minimum required doses to complete vaccination depending on the type of vaccine

Total vaccinations



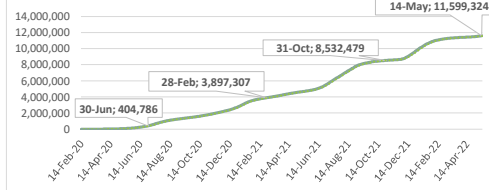
% of population vaccinated



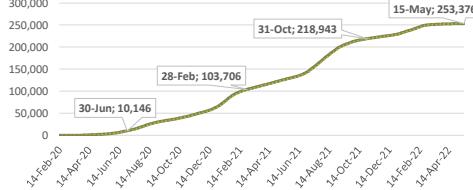
Summary of COVID-19 tracking in Africa: Situation for the week ending 15 May 2022

	Date of first case	Cases				Deaths				Recovered				Active				Test	
		Total cases	New cases for the week of	New cases for the week of	Weekly change from Previous week	Total deaths	New deaths for the week of	New deaths for the week of	Weekly change from Previous week	Total Recovered	New recovered for the week of	New recovered for the week of	Weekly change from Previous week	Active cases	New active for the week of	New active for the week of	Weekly change from Previous week	Total tests	Tests Per million People
		15 May	8 May	1 May	Weekly change from Previous week	15 May	8 May	1 May	Weekly change from Previous week	15 May	8 May	1 May	Weekly change from Previous week	15 May	8 May	1 May	Weekly change from Previous week	15 May	8 May
		15 May	8 May	1 May	Weekly change from Previous week	15 May	8 May	1 May	Weekly change from Previous week	15 May	8 May	1 May	Weekly change from Previous week	15 May	8 May	1 May	Weekly change from Previous week	15 May	8 May
World	31-Dec-19	521,467,180	4,117,991	3,483,943	634,048	6,263,879	12,559	14,766	-2,207	492,042,398	4,652,355	4,785,808	-133,453	23,160,903	-546,923	12,923,363	-13,470,286	6,334,100,178	812,606
Africa	14-Feb-20	11,603,921	58,728	49,951	8,777	253,376	302	201	101	10,746,510	36,367	32,579	3,788	495,593	3,888	50,143	-46,255	106,756,041	79,739
Central Africa	6-Mar-20	316,463	8	4	4	4,442	0	0	0	263,630	12	3	9	48,391	-4	13,554	-13,558	6,299,096	42,994
East Africa	13-Mar-20	1,348,694	3,078	1,304	1,774	26,137	43	2	41	1,023,373	1,116	939	177	207,445	451	69,275	-68,824	20,177,931	53,737
North Africa	14-Feb-20	3,549,227	1,166	876	290	83,546	10	17	-7	3,314,229	705	1,080	-375	134,749	-16,252	-27,548	11,296	25,905,696	125,490
Southern Africa	5-Mar-20	5,551,401	53,965	47,533	6,432	128,237	247	181	66	5,324,297	33,712	30,255	3,457	98,867	20,006	6,979	13,027	39,630,065	185,896
West Africa	28-Feb-20	838,136	511	234	277	11,014	2	1	1	820,981	822	302	520	6,141	-313	-12,117	11,804	14,743,253	37,117

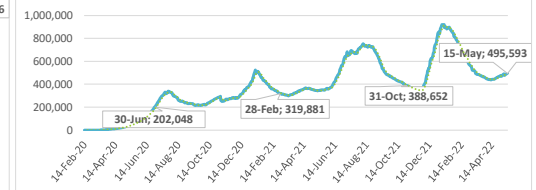
Africa: Total Cases



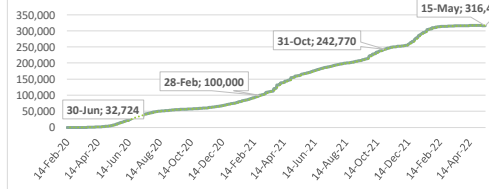
Africa: Total Deaths



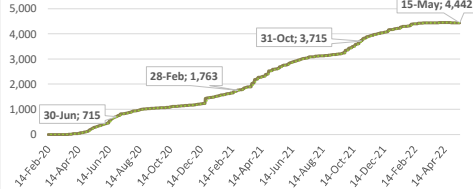
Africa: Total Active Cases



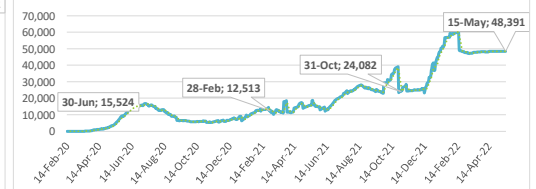
Central Africa: Total Cases



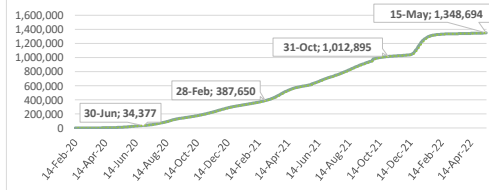
Central Africa: Total Deaths



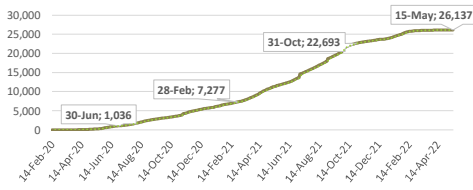
Central Africa: Total Active Cases



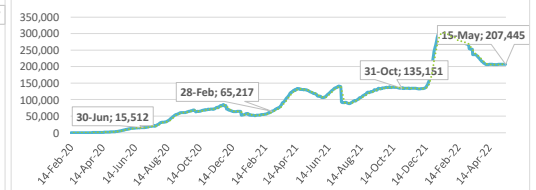
East Africa: Total Cases



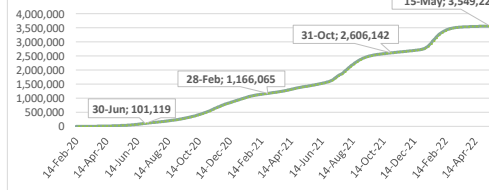
East Africa: Total Deaths



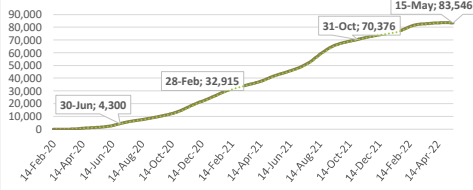
East Africa: Total Active Cases



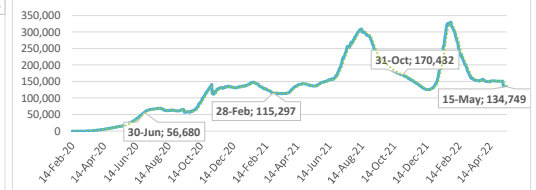
North Africa: Total Cases



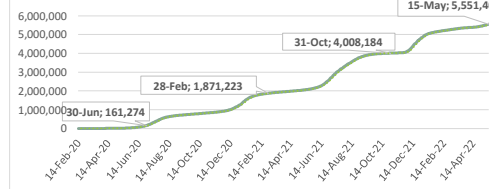
North Africa: Total Deaths



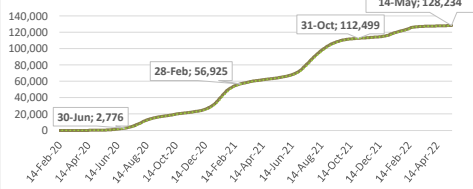
North Africa: Total Active Cases



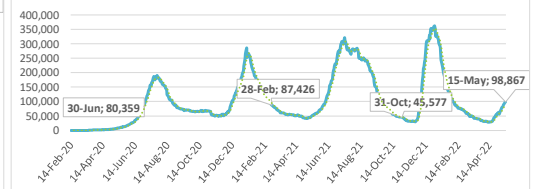
Southern Africa: Total Cases



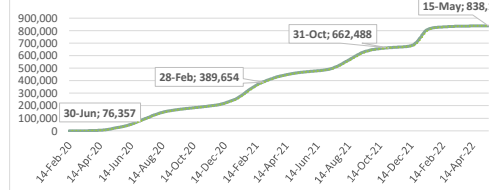
Southern Africa: Total Deaths



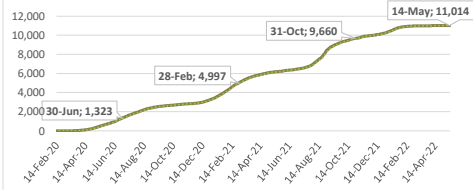
Southern Africa: Total Active Cases



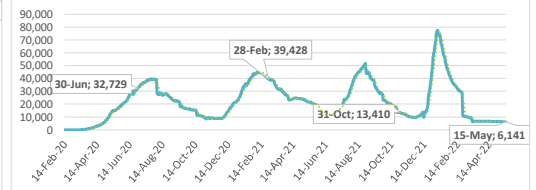
West Africa: Total Cases



West Africa: Total Deaths



West Africa: Total Active Cases



.....: 7-day moving average

Central Africa

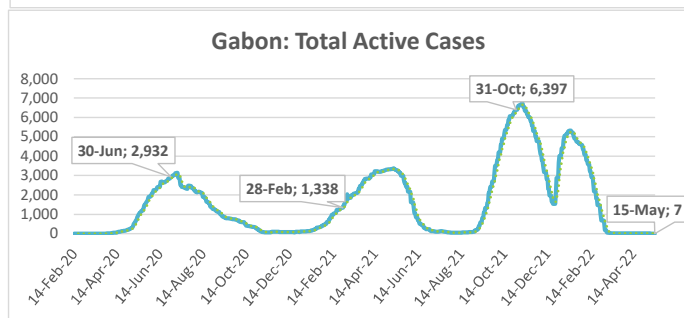
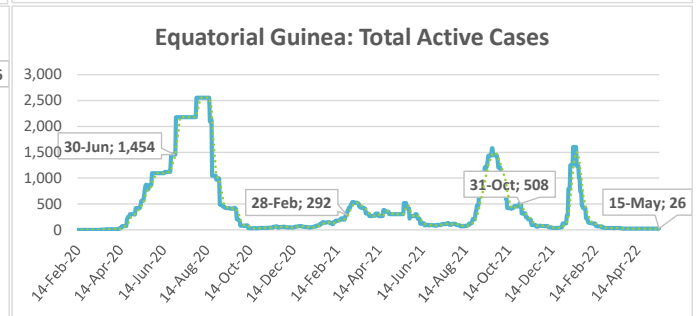
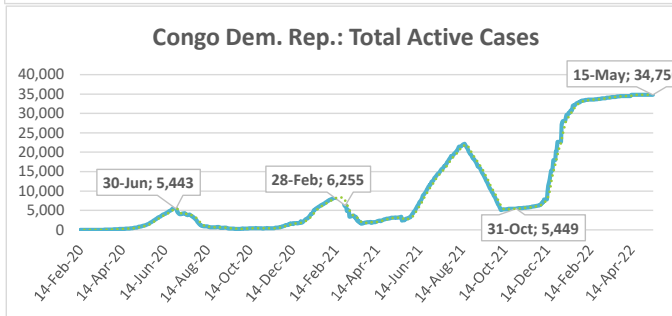
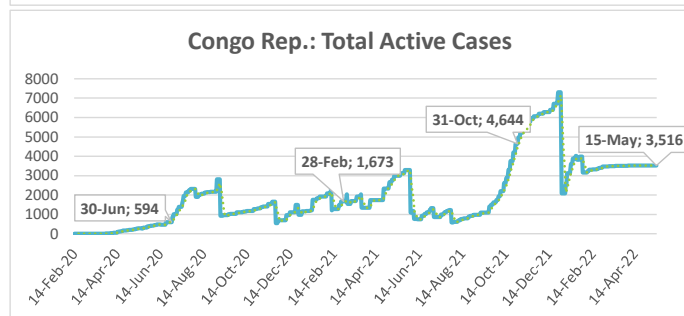
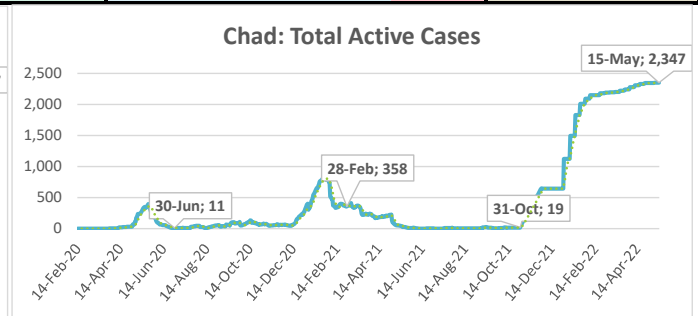
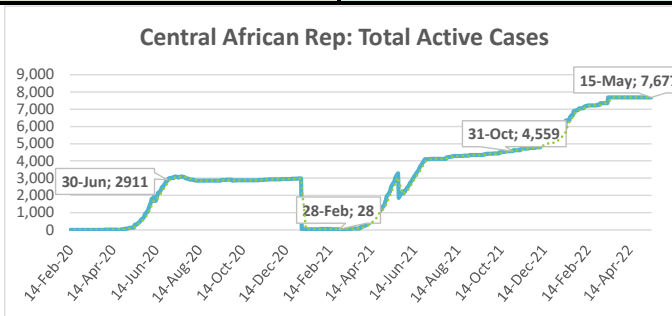
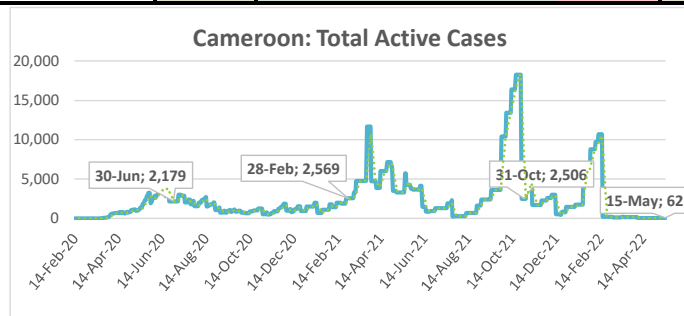
Highlights of the Covid-19 Situation in Central Africa for the Week Ending May 15, 2022

- **As of May 15, 2022, the number of reported total cases in the Central Africa region reached 316,463.** The total number of Covid-19 tests conducted and tests per 1 million people in the region, stood at 6,299,096 and 42,994 respectively. The region reported 8 new cases during the week.¹
- **The total number of deaths reported since the start of the pandemic reached 4,442,** with no new deaths reported during the review week. The number of total recovered cases reached 263,630, of which 12 were newly recovered cases recorded during the week. The total number of active cases stands at 48,391, indicating a decline of 4 cases during the review week, which is attributable to Gabon.
- **Cameroon accounted for 37.8% of the total cases reported in the region since the start of the pandemic, while Gabon accounted for 6 of the 8 new cases reported during the week.** Chad has recorded the lowest number of total cases in the region since the start of the pandemic, at 7,414.
- **The average case fatality rate (CFR) based on cumulative total cases and deaths as of May 15, 2022, for the region, stands at 1.4%.** The highest CFR in the region was reported in Chad at 2.6% and the lowest in Gabon at 0.6%.

¹ Only two countries, Chad and Gabon, released new data during the review week.

Summary of COVID-19 tracking in Central Africa: Situation for the week ending 15 May 2022

	Date of first case	Cases				Deaths				Recovered				Active				Test	
		Total cases	New cases for the week of	New cases for the week of	Weekly change	Total deaths	New deaths for the week of	New deaths for the week of	Weekly change from Previous week	Total Recovered	New recovered for the week of	New recovered for the week of	Weekly change from Previous week	Active cases	New active for the week of	New active for the week of	Weekly change from Previous week	Total tests	Tests Per million People
			15 May.	8 May.			15 May.	8 May.			15 May.	8 May.			15 May.	8 May.			
Central Africa	6-Mar-20	316,463	8	4	4	4,442	0	0	0	263,630	12	3	9	48,391	4	13,554	-13,558	6,299,096	42,994
Cameroon	6-Mar-20	119,780	0	0	0	1,927	0	0	0	117,791	0	0	0	62	0	-16,357	16,357	2,664,515	100,374
Central African Rep.	15-Mar-20	14,649	0	0	0	113	0	0	0	6,859	0	0	0	7,677	0	3,167	-3,167	91,696	18,986
Chad	19-Mar-20	7,414	2	1	1	193	0	0	0	4,874	0	0	0	2,347	2	2,325	-2,323	215,421	13,115
Congo Rep.	15-Mar-20	24,079	0	0	0	385	0	0	0	20,178	0	0	0	3,516	0	645	-645	395,040	71,590
Congo Dem. Rep.	10-Mar-20	87,023	0	0	0	1,337	0	0	0	50,930	0	0	0	34,756	0	29,506	-29,506	1,018,405	11,371
Equatorial Guinea	14-Mar-20	15,910	0	3	-3	183	0	0	0	15,701	0	3	-3	26	0	-395	395	319,496	227,726
Gabon	12-Mar-20	47,608	6	0	6	304	0	0	0	47,297	12	0	12	7	-6	-5,337	5,331	1,594,523	716,403



.....: 7-day moving average

East Africa

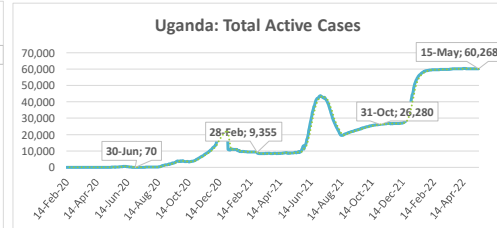
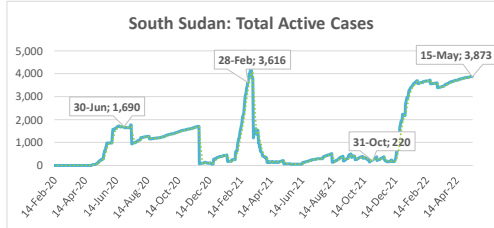
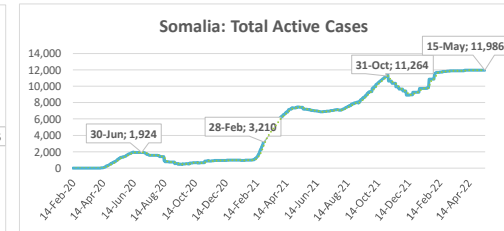
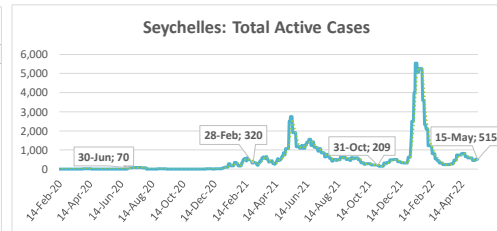
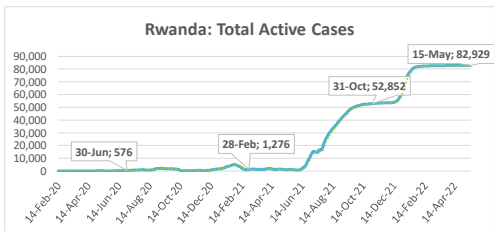
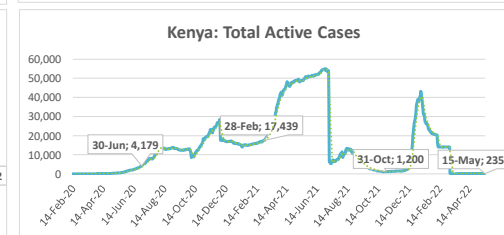
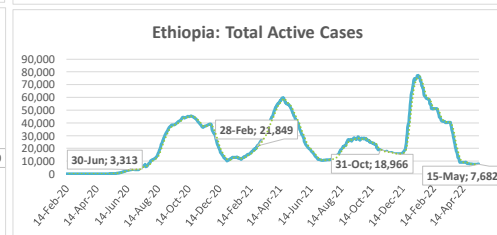
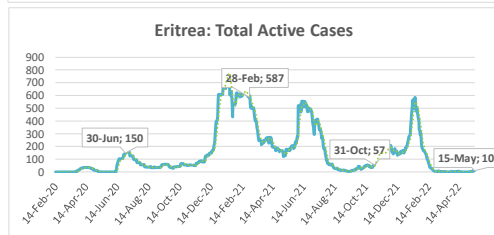
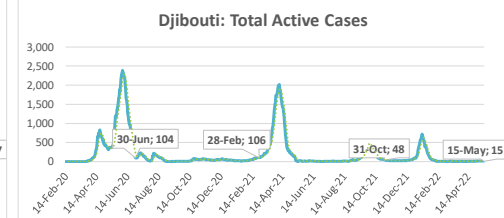
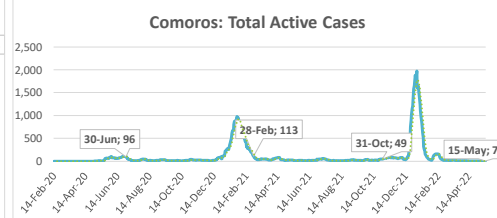
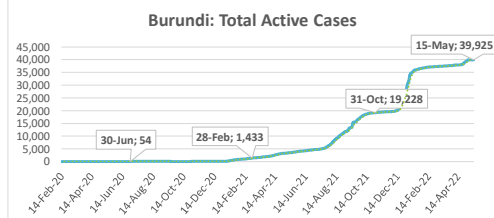
Highlights of the Covid-19 Situation in East Africa for the Week Ending May 15, 2022

- **As of Sunday, May 15, 2022, the cumulative number of total cases in the East Africa region since the start of the pandemic reached 1,348,694.** The total number of Covid-19 tests conducted and tests per 1 million people, in the region, stand at 20,177,931 and 53,737 respectively. The region reported 3,078 new cases in the review week, which is a more than double the increase recorded for new cases in the preceding week.
- **The total number of deaths reported reached 26,137, with 43 new deaths occurring during the week ending May 15, 2022.** The number of total recovered cases reached 1,023,373,¹ of which 1,116 were newly recovered cases during the review week. The total number of active cases in the region currently stands at 207,445, indicating an increase of 451 cases in the week. The weekly increase in the number of active cases in the region is mainly attributable to Ethiopia.
- **Ethiopia accounted for 34.9% of the total cases reported in the region since the start of the pandemic, while Tanzania accounted for 48.1% of the new cases reported in the region during the review week.** Comoros has recorded the lowest number of total cases in the region since the start of the pandemic at 8,100, of which 97.9% are reported to have recovered.
- **The average case fatality rate (CFR) for the East Africa region, based on cumulative total cases and deaths as of May 15, 2022, stands at 1.9%.** The highest CFR in the region was reported in Sudan at 7.9% and the lowest in Seychelles at 0.4%.

¹ Burundi has not published new data on deaths since 6 January 21, hence is excluded from the CFR comparison. Sudan and Tanzania are not releasing data on recovered cases.

Summary of COVID-19 tracking in East Africa: Situation for the week ending 15 May 2022

	Date of first case	Cases				Deaths				Recovered				Active				Test	
		Total cases	New cases for the week of	New cases for the week of	Weekly change	Total deaths	New deaths for the week of	New deaths for the week of	Weekly change from Previous week	Total Recovered	New recovered for the week of	New recovered for the week of	Weekly change from Previous week	Active cases	New active for the week of	New active for the week of	Weekly change from Previous week	Total tests	Tests Per million People
		15 May	8 May	1 May	1 May	15 May	8 May	1 May	1 May	15 May	8 May	1 May	1 May	15 May	8 May	1 May	1 May	15 May	1 May
East Africa	13-Mar-20	1,348,694	3,078	1,304	1,774	26,137	43	2	41	1,023,373	1,116	939	177	207,445	451	69,275	-68,824	20,177,931	53,737
Burundi	31-Mar-20	41,235	499	587	-88	38	0	0	0	1,272	499	0	499	39,925	0	20,489	-20,489	1,528,022	128,505
Comoros	2-May-20	8,100	0	0	0	160	0	0	0	7,933	0	0	0	7	0	-16	16	6,227	7,161
Djibouti	18-Mar-20	15,631	0	0	0	189	0	0	0	15,427	0	0	0	15	0	-141	141	305,941	309,657
Eritrea	21-Mar-20	9,745	8	3	5	103	0	0	0	9,632	1	0	1	10	7	-52	59	23,693	6,681
Ethiopia	13-Mar-20	470,949	209	159	50	7,510	0	0	0	455,757	28	346	-318	7,682	181	-16,380	16,561	4,838,982	42,091
Kenya	13-Mar-20	324,026	145	95	50	5,649	0	0	0	318,142	73	91	-18	235	72	-1,397	1,469	3,630,986	67,526
Rwanda	14-Mar-20	129,910	62	38	24	1,459	0	0	0	45,522	0	0	0	82,929	62	30,503	-30,441	5,347,964	412,899
Seychelles	15-Mar-20	43,387	546	339	207	167	1	0	1	42,705	482	468	14	515	63	297	-234	21,504	218,654
Somalia	16-Mar-20	26,518	33	0	33	1,350	0	0	0	13,182	0	0	0	11,986	33	1,421	-1,388	400,466	25,197
South Sudan	5-Apr-20	17,525	33	31	2	138	0	0	0	13,514	0	0	0	3,873	33	3,481	-3,448	389,677	34,812
Sudan	13-Mar-20	62,161	26	18	8	4,936	3	2	1	562,941	12,838
Tanzania	16-Mar-20	35,354	1,482	0	1,482	840	37	0	37	455,776	7,630
Uganda	21-Mar-20	164,153	35	34	1	3,598	2	0	2	100,287	33	34	-1	60,268	0	34,645	-34,645	2,665,752	58,279



.....: 7-day moving average

North Africa

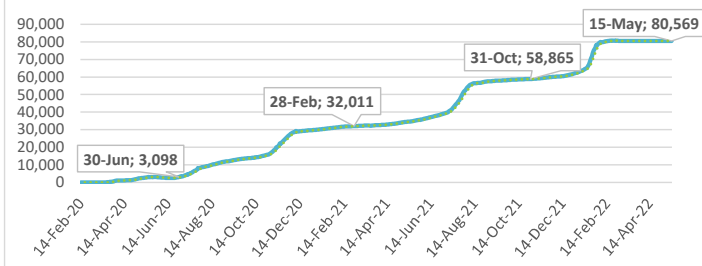
Highlights of the Covid-19 Situation in North Africa for the Week Ending May 15, 2022

- **As of Sunday, May 15, 2022, the cumulative total cases reported in the North Africa region reached 3,549,227, since the start of the pandemic.** The total number of Covid-19 tests conducted and tests per 1 million people, in the region, stand at 25,905,696 and 125,490 respectively. The region reported 1,166 new cases in the review week, which is a 33.1% increase compared to the preceding week.
- **The cumulative total deaths reported for the region reached 83,546, of which 10 were new deaths during the week ending May 15, 2022.** The cumulative total number of recovered cases since the start of the pandemic reached 3,314,229, of which 705 were newly recovered cases during the review week. The cumulative total of active cases stands at 134,749, indicating a decline of 16,252 cases during the week. The weekly decline in the number of active cases in the region is attributable to Tunisia.
- **Morocco accounted for 32.8% of the total cases reported in the region since the start of the pandemic and 47.0% of the new cases in the region during the week.** The lowest number of total cases in the region, since the start of the pandemic, was recorded in Mauritania at 58,853, of which 98.1% are reported to have recovered.
- **The average case fatality rate (CFR) based on cumulative total cases and deaths as of May 15, 2022, for the region, stands at 2.4%.** The highest CFR in the region was recorded in Egypt at 4.8% and the lowest in Libya at 1.3%.

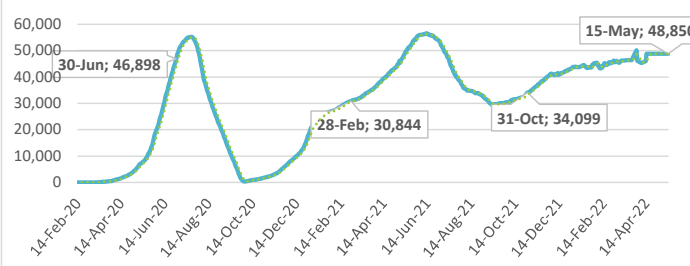
Summary of COVID-19 tracking in North Africa: Situation for the week ending 15 May 2022

	Date of first case	Cases				Deaths				Recovered				Active				Test	
		Total cases	New cases for the week of	New cases for the week of	Weekly change	Total deaths	New deaths for the week of	New deaths for the week of	Weekly change from Previous week	Total Recovered	New recovered for the week of	New recovered for the week of	Weekly change from Previous week	Active cases	New active for the week of	New active for the week of	Weekly change from Previous week	Total tests	Tests Per million People
			15 May.	8 May.			15 May.	8 May.			15 May.	8 May.			15 May.	8 May.			
North Africa	14-Feb-20	3,549,227	1,166	876	290	83,546	10	17	-7	3,314,229	705	1,080	-375	134,749	-16,252	-27,548	11,296	25,905,696	125,490
Algeria	26-Feb-20	265,818	20	16	4	6,875	0	0	0	178,374	11	5	6	80,569	9	21,893	-21,884	230,861	5,265
Egypt	14-Feb-20	515,645	0	0	0	24,613	0	0	0	442,182	0	0	0	48,850	0	17,207	-17,207	6,122,287	59,826
Libya	25-Mar-20	501,919	3	12	-9	6,430	0	0	0	490,988	3	12	-9	4,501	0	-61,074	61,074	2,581,124	375,639
Mauritania	14-Mar-20	58,853	110	55	55	982	0	0	0	57,712	10	7	3	159	100	-432	532	817,290	175,774
Morocco	5-Mar-20	1,165,795	548	274	274	16,071	1	1	0	1,149,054	176	375	-199	670	371	-5,559	5,930	11,561,218	313,223
Tunisia	5-Mar-20	1,041,197	485	519	-34	28,575	9	16	-7	995,919	505	681	-176	0	-16,732	417	-17,149	4,592,916	388,617

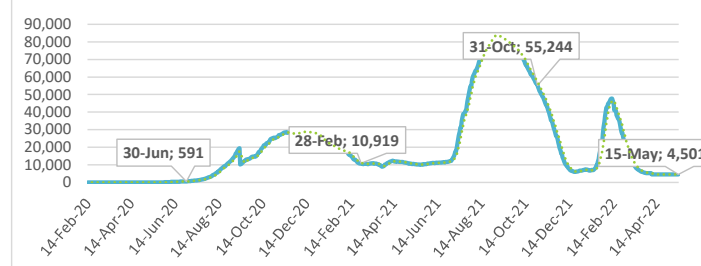
Algeria: Total Active Cases



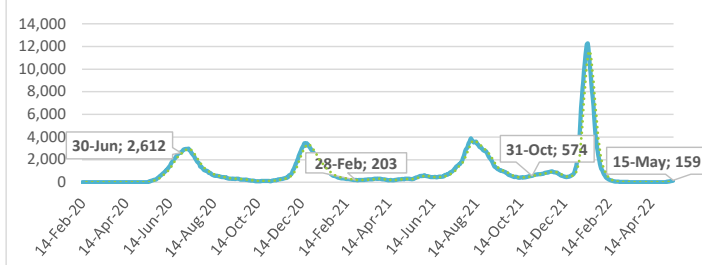
Egypt: Total Active Cases



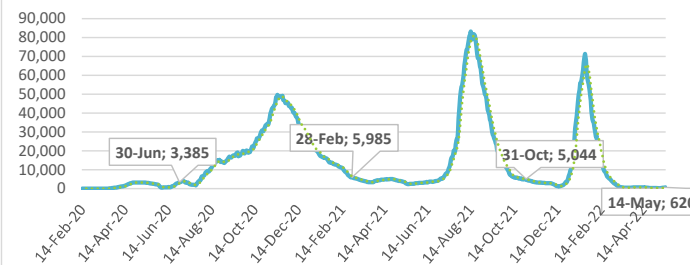
Libya: Total Active Cases



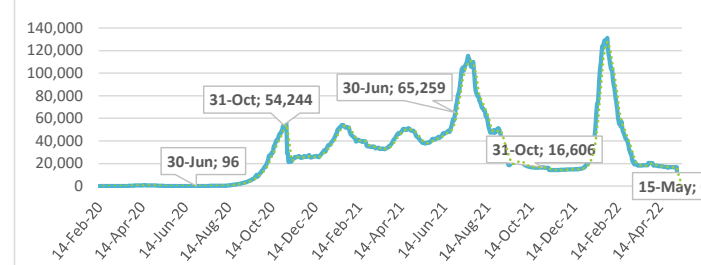
Mauritania: Total Active Cases



Morocco: Total Active Cases



Tunisia: Total Active Cases



.....: 7-day moving average

Southern Africa

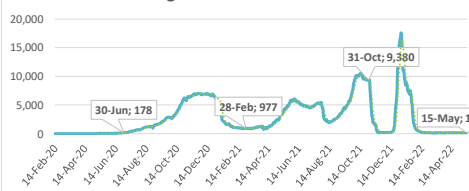
Highlights of the Covid-19 Situation in Southern Africa for the Week Ending May 15, 2022

- **As of Sunday, May 15, 2022, the number of total cases in the Southern Africa region reached 5,551,401.** The total number of Covid-19 tests conducted and tests per 1 million people, in the Southern region, stand at 39,630,065 and 185,896 respectively. The region reported 53,965 new cases in the review week, which is a 13.5% increase compared to the preceding week.
- **The total number of deaths reported reached 128,237, of which 247 were new deaths during the week.** The total number of recovered cases reached 5,324,297, of which 33,712 were newly recovered cases during the review week. The total number of active cases stands at 98,867, indicating an increase of 20,006 cases in the review week, which is mainly attributable to South Africa.
- **As of May 15, 2022, South Africa accounted for 70.1% of the total cases reported in the region since the start of the pandemic and 93.4% of the new cases in the region during the week.** The lowest number of total cases in the region, since the start of the pandemic, was recorded in São Tomé & Príncipe at 5,970 of which 98.7% are reported to have recovered.
- **The average case fatality rate (CFR) for the Southern region, based on cumulative total cases and deaths as of May 15, 2022, stands at 2.3%.** The highest CFR in the region was reported in Malawi at 3.1% and the lowest in Botswana at 0.9%.

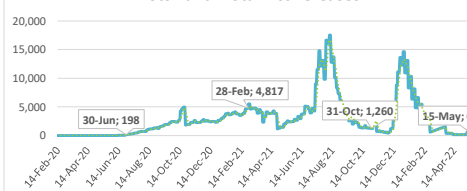
Summary of COVID-19 tracking in Southern Africa: Situation for the week ending 15 May 2022

	Date of first case	Cases				Deaths				Recovered				Active				Test	
		Total cases	New cases for the week of	New cases for the week of	Weekly change	Total deaths	New deaths for the week of	New deaths for the week of	Weekly change from Previous week	Total Recovered	New recovered for the week of	New recovered for the week of	Weekly change from Previous week	Active cases	New active for the week of	New active for the week of	Weekly change from Previous week	Total tests	Tests Per million People
		15 May.	8 May.	15 May.	8 May.	15 May.	8 May.	15 May.	8 May.	15 May.	8 May.	15 May.	8 May.	15 May.	8 May.	15 May.	8 May.	15 May.	8 May.
Southern Africa	5-Mar-20	5,551,401	53,965	47,533	6,432	128,237	247	181	66	5,324,297	33,712	30,255	3,457	98,867	20,006	6,979	13,027	39,630,065	185,896
Angola	27-Mar-20	99,287	0	0	0	1,900	0	0	0	97,242	0	0	0	145	0	-10,407	10,407	1,499,795	45,633
Botswana	16-Mar-20	306,324	465	0	465	2,690	2	0	-2	303,026	0	0	0	608	463	-1,201	1,664	2,276,591	968,092
Eswatini	14-Mar-20	71,705	603	445	158	1,403	3	3	0	69,680	436	338	98	622	164	136	28	1,021,684	880,638
Lesotho	13-May-20	32,910	0	0	0	697	0	0	0	24,155	0	0	0	8,058	0	-820	820	450,086	210,100
Madagascar	20-Mar-20	64,276	40	55	-15	1,393	0	2	-2	59,370	0	0	0	3,513	40	2,084	-2,044	435,827	15,739
Malawi	2-Apr-20	85,888	77	30	47	2,636	2	0	-2	82,709	627	16	611	543	-552	-1,518	966	579,005	30,267
Mauritius	18-Mar-20	37,843	60	116	-56	996	0	1	-1	36,183	141	147	-6	664	-81	2,085	-2,004	359,627	282,777
Mozambique	27-Mar-20	225,498	72	40	32	2,201	0	0	0	223,190	26	31	-5	107	46	-937	983	1,320,180	42,238
Namibia	14-Mar-20	160,074	855	408	447	4,028	1	2	-1	153,662	0	0	0	2,384	854	214	-640	1,018,783	400,953
São Tomé & Príncipe	6-Apr-20	5,970	6	7	-1	73	0	0	0	5,891	7	4	3	6	-1	-505	504	41,381	188,817
South Africa	5-Mar-20	3,891,793	50,405	45,625	4,780	100,755	232	160	72	3,710,696	31,643	28,938	2,705	80,342	18,530	22,297	-3,767	24,885,511	419,593
Zambia	18-Mar-20	320,627	528	366	162	3,983	1	6	-5	316,076	500	399	101	568	27	384	-357	3,453,802	187,870
Zimbabwe	25-Mar-20	249,206	854	441	413	5,482	6	7	-1	242,417	332	382	-50	1,307	516	-663	1,179	2,287,793	153,926

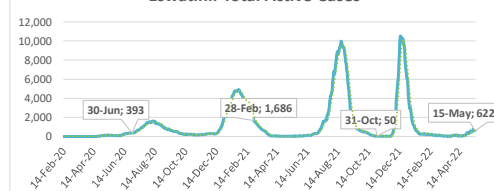
Angola: Total Active Cases



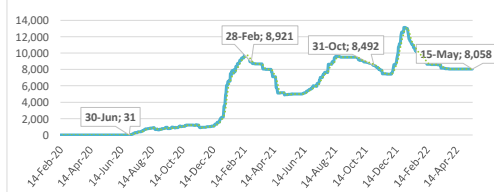
Botswana: Total Active Cases



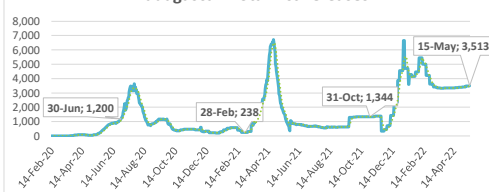
Eswatini: Total Active Cases



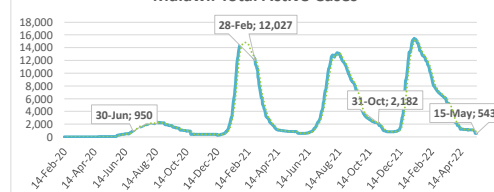
Lesotho: Total Active Cases



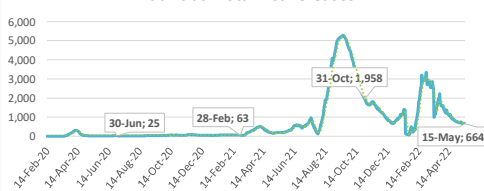
Madagascar: Total Active Cases



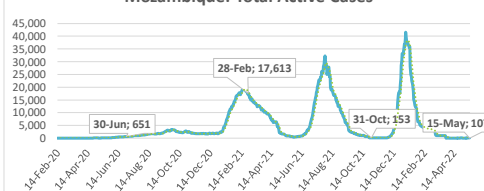
Malawi: Total Active Cases



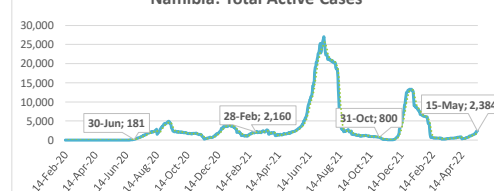
Mauritius: Total Active Cases



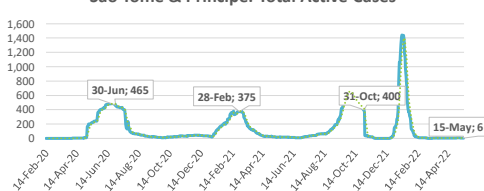
Mozambique: Total Active Cases



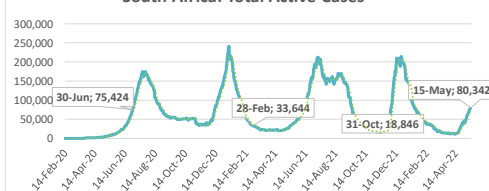
Namibia: Total Active Cases



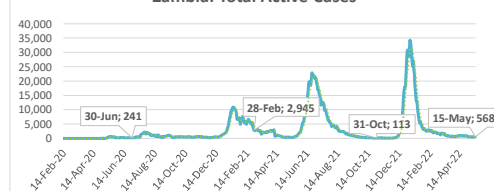
São Tomé & Príncipe: Total Active Cases



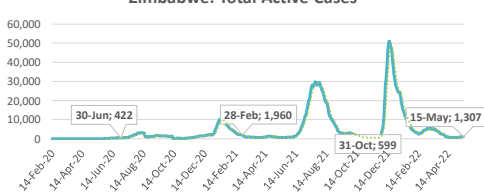
South Africa: Total Active Cases



Zambia: Total Active Cases



Zimbabwe: Total Active Cases



.....: 7-day moving average

West Africa

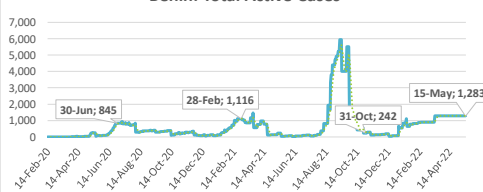
Highlights of the Covid-19 Situation in West Africa for the Week Ending May 15, 2022

- **As of Sunday, May 15, 2022, the cumulative number of Covid-19 cases in the West Africa region had reached 838,136.** The total number of Covid-19 tests conducted and tests per 1 million people, in the West Africa region, stand at 14,743,253 and 37,117 respectively. The region reported 511 new cases during the week, which is more than double compared to the new cases reported in the preceding week.
- **The total number of deaths reported reached 11,014 with 2 new deaths reported during the review week.** The total number of recovered cases since the start of the pandemic reached 820,981, of which 822 were newly recovered cases during the review week. The total number of active cases stands at 6,141, indicating a decline of 313 cases in the week ending May 15, 2022. The weekly decline in the number of active cases in the region is mainly attributable to Guinea-Bissau.
- **Nigeria accounted for 30.5% of the total cases reported in the region since the start of the pandemic and 18.2% of the new cases in the region during the week.** The lowest number of total cases in the region, since the start of the pandemic, was recorded in Liberia at 7,451.
- **The average case fatality rate (CFR) based on cumulative total cases and deaths as of May 15, 2022, for the region, stands at 1.3%.** The highest CFR in the region was reported in Liberia at 3.9% and the lowest in Benin at 0.6%.

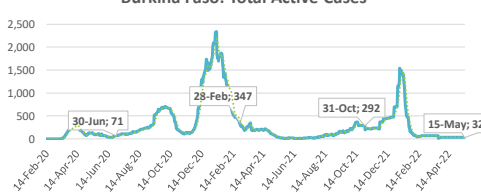
Summary of COVID-19 tracking in West Africa: Situation for the week ending 15 May 2022

	Date of first case	Cases				Deaths				Recovered				Active				Test	
		Total cases	New cases for the week of	New cases for the week of	Weekly change	Total deaths	New deaths for the week of	New deaths for the week of	Weekly change from Previous week	Total Recovered	New recovered for the week of	New recovered for the week of	Weekly change from Previous week	Active cases	New active for the week of	New active for the week of	Weekly change from Previous week	Total tests	Tests Per million People
			15 May	8 May			15 May	8 May			15 May	8 May			15 May	8 May			
West Africa	28-Feb-20	838,136	511	234	277	11,014	2	1	1	820,981	822	302	520	6,141	-313	-12,117	11,804	14,743,253	37,117
Benin	16-Mar-20	26,952	0	0	0	163	0	0	0	25,506	0	0	0	1,283	0	855	-855	604,310	49,847
Burkina Faso	9-Mar-20	20,899	34	0	34	384	1	0	1	20,483	33	0	33	32	0	-335	335	324,773	15,537
Cabo Verde	20-Mar-20	56,115	50	40	10	401	0	0	0	55,616	43	18	25	98	7	-343	350	484,051	870,616
Côte d'Ivoire	11-Mar-20	82,001	27	17	10	799	0	0	0	81,173	13	48	-35	29	14	-863	877	1,511,427	57,298
Gambia, The	18-Mar-20	11,999	4	0	4	365	0	0	0	11,591	0	0	0	43	4	32	-28	155,686	64,422
Ghana	12-Mar-20	161,280	58	18	40	1,445	0	0	0	159,788	42	34	8	47	16	-2,481	2,497	2,442,206	78,596
Guinea	13-Mar-20	36,597	48	0	48	442	0	0	0	36,113	49	0	49	42	-1	-911	910	668,971	50,939
Guinea-Bissau	26-Mar-20	8,222	9	11	-2	171	0	0	0	8,010	480	2	478	41	-471	-90	-381	136,655	69,438
Liberia	16-Mar-20	7,451	17	0	17	294	0	0	0	5,747	0	0	0	1,410	17	1,334	-1,317	139,824	27,646
Mali	25-Mar-20	31,004	67	94	-27	733	0	1	-1	30,089	64	129	-65	182	3	-369	372	675,632	33,363
Niger	20-Mar-20	9,013	56	16	40	310	1	0	1	8,579	29	26	3	124	26	0	26	253,043	10,453
Nigeria	28-Feb-20	255,859	93	13	80	3,143	0	0	0	249,943	29	3	26	2,773	64	-6,619	6,683	5,114,703	24,812
Senegal	2-Mar-20	86,039	27	11	16	1,966	0	0	0	84,059	24	18	6	14	3	-7	10	1,081,824	64,610
Sierra Leone	31-Mar-20	7,682	0	1	-1	125	0	0	0	7,557	0	1	-1	0	0	-1,882	1,882	414,510	51,963
Togo	6-Mar-20	37,023	21	13	8	273	0	0	0	36,727	16	23	-7	23	5	-438	443	735,638	88,859

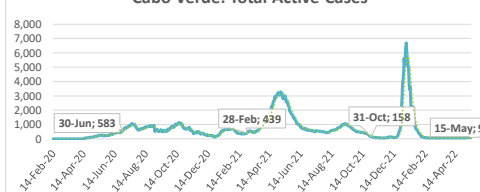
Benin: Total Active Cases



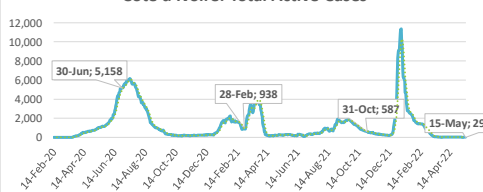
Burkina Faso: Total Active Cases



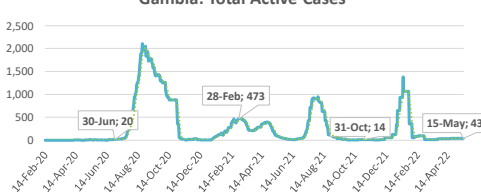
Cabo Verde: Total Active Cases



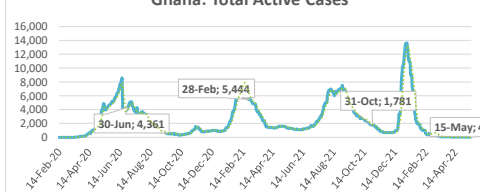
Côte d'Ivoire: Total Active Cases



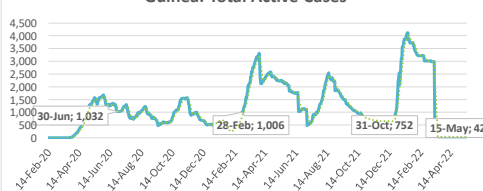
Gambia: Total Active Cases



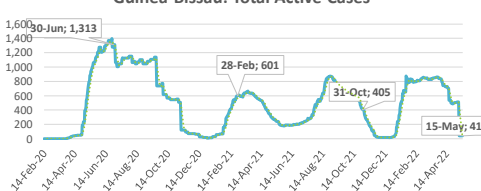
Ghana: Total Active Cases



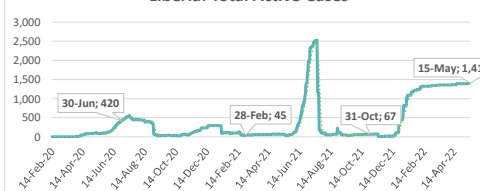
Guinea: Total Active Cases



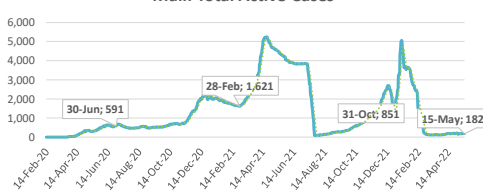
Guinea-Bissau: Total Active Cases



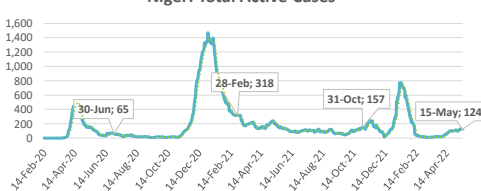
Liberia: Total Active Cases



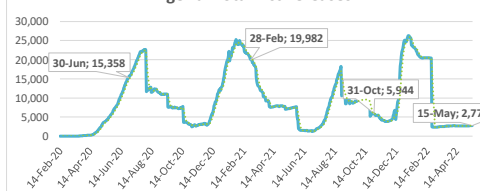
Mali: Total Active Cases



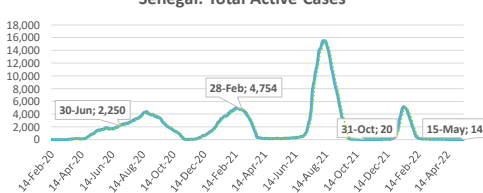
Niger: Total Active Cases



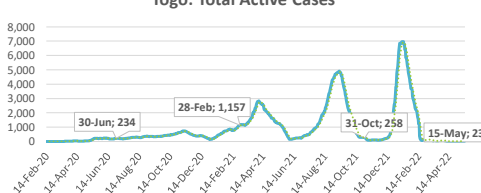
Nigeria: Total Active Cases



Senegal: Total Active Cases



Togo: Total Active Cases



.....: 7-day moving average