



## AFRICAN DEVELOPMENT BANK GROUP

---

### Weekly Data Flash on Covid-19 in Africa<sup>1</sup>:

*The situation as of Sunday, May 22, 2022*

Statistics Department (ECST)

---

<sup>1</sup> This briefing note has been prepared by Roza Mamuye Bora, Senior Statistician; Anouar Chaouch, Statistician; Soumaila Karambiri, Statistical Assistant; Regis Hauhouot Stephane, Statistical Assistant and Desire Lakpa Guy, Statistical Assistant; and Robert Maate, Chief Statistician under the supervision of Louis Kouakou, Ag Director, Statistics Department.

# Contents

	Page
Highlights of the Covid-19 Situation in Africa as of May 22, 2022	1
Data Annexes: Africa	4
Highlights of the Covid-19 Situation in Central Africa as of May 22, 2022	6
Data Annexes: Central Africa	8
Highlights of the Covid-19 Situation in East Africa as of May 22, 2022	9
Data Annexes: East Africa	11
Highlights of the Covid-19 Situation in North Africa as of May 22, 2022	12
Data Annexes: North Africa	14
Highlights of the Covid-19 Situation in Southern Africa as of May 22, 2022	15
Data Annexes: Southern Africa	17
Highlights of the Covid-19 Situation in West Africa as of May 22, 2022	18
Data Annexes: West Africa	20

# Highlights of the Covid-19 Situation in Africa for the Week Ending May 22, 2022

## *Vaccinations: Status Update*

- **In the week ending May 22, 2022, over 516.8 million new Covid-19 vaccinations were reported to have been administered globally, leading to a cumulative total of nearly 12.3 billion since the start of the program.** In terms of the geographical distribution, China accounts for 31.4% of the total number of Covid-19 vaccinations administered to date, followed by India at 15.7% and the USA at 4.8%.
- **The number of African countries with data on Covid-19 vaccinations stands at 51, although only 16 released new data on the progress of the vaccination program this week.** As of May 22, 2022, a cumulative total of 492,185,764<sup>1</sup> vaccinations had been administered in Africa, which represents 4.0% of total global vaccinations. Egypt accounts for 16.8% of the vaccinations carried out in Africa to date, followed by Morocco (11.1%), Nigeria (8.3%) and South Africa (7.3%). As of May 22, 2022, 17.1% of Africa's population had completed<sup>2</sup> a course of vaccination and 22.4% had received at least one dose of vaccine.

## *Covid-19 Testing in Africa*

- **As of Sunday, May 22, 2022, nearly 107.2 million tests for Covid-19 had been administered in Africa.** Nine countries collectively account for 64.9% of all the tests conducted in Africa by May 22, 2022, namely, South Africa (23.4%), Morocco (10.8%), Egypt (5.7%), Rwanda (5.0%), Nigeria (4.8%), Ethiopia (4.5%), Tunisia (4.3%), Kenya (3.4%) and Zambia (3.2%).
- **The average number of tests per 1 million people in Africa as of May 22, 2022, stands at 80,044.** Botswana continues to lead on this indicator with 968,092 tests per 1 million people, followed by Eswatini (883,046), Cabo Verde (870,616), Gabon (716,789), South Africa (422,687) and Rwanda (415,875).

## *Confirmed, New and Active Global Covid-19 Cases*

- **Globally, the total number of confirmed Covid-19 cases since the start of the pandemic reached 525,603,422<sup>3</sup>, of which 94.3% have recovered.** The majority cases (37.0%) occurred in Europe, followed by Asia (29.2%), North America (19.0%), South America (10.9%) and Africa (2.2%).

---

<sup>1</sup> The total vaccination figures indicate the total number of vaccines administered including both vaccinations completed and vaccines of at least one dose.

<sup>2</sup> Completed vaccination refers to population that have taken the minimum required doses of vaccination, depending on the type of vaccine.

<sup>3</sup> Due to irregular reporting from countries and because not all cases are reported to health facilities, the total figure is believed to be underestimated globally.

- **The number of new cases reported globally in the review week amounted to 4,136,242,** indicating a 0.4% increase compared to the new cases recorded in the preceding week.
- **The cumulative total of global deaths due to Covid-19 reached 6,277,182, of which 13,303 were recorded in the week ending May 22, 2022.** This was 5.9% higher than the number of deaths recorded in the previous week. The number of global active cases decreased by 99,412 cases in the week under review, bringing the total, as of May 22, 2022, to 23,656,209.
- **Africa accounts for 2.2% of the total global cases, 4.0% of total global deaths due to Covid-19, 2.2% of global recovered cases and 2.2% of active cases as of May 22, 2022, as detailed below.**

### *Confirmed, New and Active Covid-19 Cases in Africa*

- **As of May 22, 2022, the total number of confirmed cases in Africa reached 11,654,075,<sup>4</sup>** 65.3% of which were in six countries, namely South Africa (33.7%), Morocco (10.0%), Tunisia (8.9%), Egypt (4.4%), Libya (4.3%) and Ethiopia (4.0%). The five countries with the lowest number of reported cases since the start of the pandemic were São Tomé & Príncipe, Chad, Liberia, Sierra Leone and Comoros, with cases ranging between 5,973 in São Tomé & Príncipe and 8,100 in Comoros. These five countries collectively account for 0.3% of the confirmed cases in Africa. Considering population size, Seychelles, Botswana, Cabo Verde, Tunisia and Libya are the five countries with the highest number of confirmed cases per 1 million people, with rates ranging from 453,367 in Seychelles to 71,219 in Libya.
- **In the week under review, a total of 50,113 new cases were reported in Africa,** which is 14.7% lower than new cases recorded in the previous week. These new cases in Africa account for 1.2% of the weekly new cases recorded globally. The Southern Africa region accounted for 91.3% of the weekly new cases in Africa, followed by North Africa (3.3%), East Africa (3.1%), Central Africa (1.2%) and West Africa (0.9%).
- **The number of active cases in Africa increased by 11,742 in the week ending May 22, 2022, indicating a cumulative total of 524,051 active cases.** Currently, five countries collectively account for 69.1% of the active cases in Africa, namely South Africa (17.1%), Rwanda (15.8%), Algeria (15.4%), Uganda (11.5%) and Egypt (9.3%).
- **All the regions, West Africa, recorded an increase in active cases, to varying degrees, during the review week.**

### *Deaths and the Case Fatality Rates in Africa*

- **As of May 22, 2022, a total of 253,641 deaths had been reported in Africa since the start of the pandemic,** of which 50.6% were in Southern Africa, 33.0% in North Africa, 10.3% in East Africa, 4.3% in West Africa, and 1.8% in Central Africa. The five countries with the highest

---

<sup>4</sup> Tanzania, Uganda and Burkina Faso have not released new data for this week ending May 22, 2022. Cameroon, Central African Republic, Congo Rep., Equatorial Guinea, Comoros, Djibouti, Egypt, Angola, Lesotho and Benin and Sierra Leone have not released new data for at least two consecutive weeks.

number of reported deaths due to Covid-19 since the start of the pandemic are South Africa, Tunisia, Egypt, Morocco and Ethiopia, ranging from 100,933 in South Africa to 7,512 in Ethiopia. A total of 265 new deaths were reported in Africa in the week under review, which is a 12.3% decline compared to the number recorded in the preceding week.

- **The case fatality rate (CFR), i.e. deaths per confirmed cases for Africa, stands at 2.2%, which is higher than the global CFR rate of 1.2%.** Regionally, West Africa has the lowest CFR at 1.3%, followed by Central Africa at 1.4%, East Africa at 1.9%, Southern Africa at 2.3% and North Africa at 2.4%. As of May 22, 2022, sixteen African countries recorded CFRs higher than the African average with the highest in Sudan at 7.9%, followed by Somalia (5.1%), Egypt (4.8%), Liberia (3.9%), Niger (3.4%), Malawi (3.1%), The Gambia (3.0%), Tunisia (2.7%), Mauritius (2.6%), South Africa (2.6%), Chad (2.6%), Algeria (2.6%), Namibia (2.4%), Mali (2.4%), Tanzania (2.4%) and Senegal (2.3%).

### *Recovery Rates in Africa*

- **As of May 22, 2022, the cumulative total of recovered cases in Africa reached 10,784,595, representing 92.5% of its confirmed cases.<sup>5</sup>** Regionally, the recovery rates stand at 98.0% for West Africa, 95.8% for Southern Africa, 93.4% for North Africa, 83.1% for Central Africa and 75.9% for East Africa. In the week under review, a total of 38,057 newly recovered cases were reported in Africa.

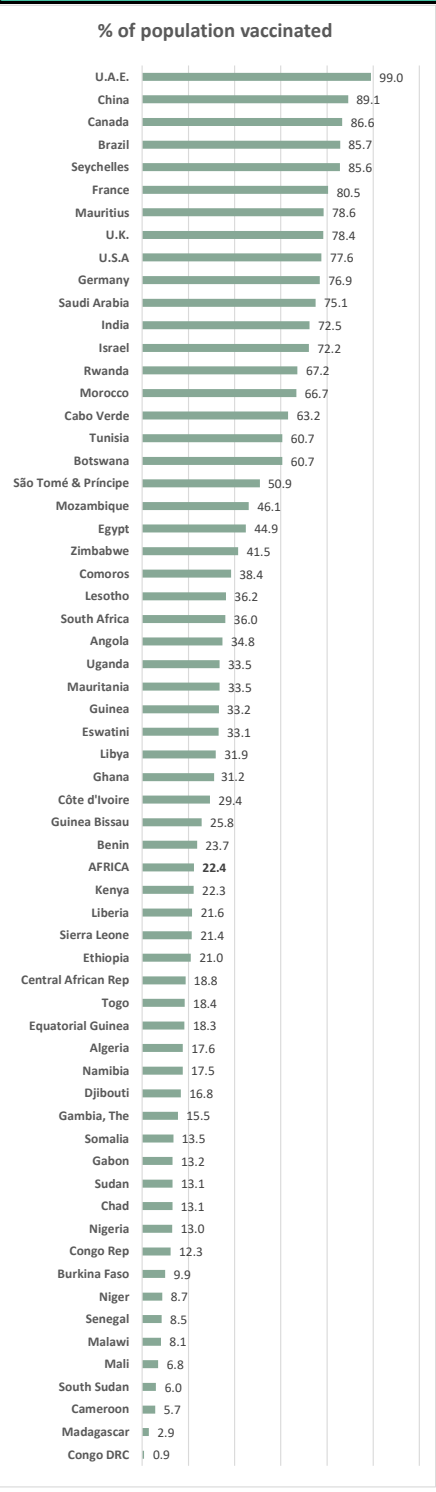
---

<sup>5</sup> Burundi has not been publishing new data on recovered cases and deaths since 6 January 21. Tanzania and Sudan are not currently reporting on recovered cases. Additionally, Liberia, Benin, Rwanda, South Sudan, Somalia, CAR, Chad and DRC have not reported recovered cases for several weeks.

**Status of Vaccinations Administered in Africa and Selected Global Countries for the Week Ending 22 May 2022**

	Vaccinations					
	Total	% of population	% of population	New	New	Weekly
	vaccinations	vaccinated (at least one dose)	vaccinated completed (2 doses)*	vaccinations for the week of 22 May	vaccinations for the week of 15 May	
<b>World</b>	<b>12,295,630,911</b>	<b>48.3</b>	<b>41.7</b>	<b>516,848,013</b>	<b>71,851,718</b>	<b>444,996,295</b>
<b>AFRICA</b>	<b>492,185,764</b>	<b>22.4</b>	<b>17.1</b>	<b>4,780,580</b>	<b>5,359,864</b>	<b>-579,284</b>
Algeria	15,205,854	17.6	14.5	0	0	0
Angola	17,896,626	34.8	18.1	0	0	0
Benin	3,333,450	23.7	19.5	0	0	0
Botswana	1,920,000	60.7	53.9	0	0	0
Burkina Faso	2,928,989	9.9	5.5	0	0	0
Cabo Verde	758,359	63.2	54.7	1,562	4,603	-3,041
Cameroon	1,828,882	5.7	4.4	0	0	0
Central African Rep	1,037,580	18.8	18.3	0	0	0
Chad	2,347,168	13.1	12.3	0	0	0
Comoros	642,320	38.4	33.9	0	0	0
Congo DRC	1,017,308	0.9	0.6	0	0	0
Congo Rep	830,379	12.3	11.5	0	0	0
Côte d'Ivoire	12,387,947	29.4	20.2	0	405,761	-405,761
Djibouti	185,126	16.8	12.8	4,001	1,216	2,785
Egypt	82,828,973	44.9	33.5	452,193	359,388	92,805
Equatorial Guinea	479,991	18.3	14.8	0	0	0
Eswatini	535,393	33.1	28.7	0	0	0
Ethiopia	29,373,478	21.0	18.1	0	0	0
Gabon	556,657	13.2	11.2	0	0	0
Gambia, The	720,698	15.5	13.7	357,345	0	357,345
Ghana	14,872,174	31.2	19.6	1,824,348	0	1,824,348
Guinea	6,111,743	33.2	18.6	0	0	0
Guinea Bissau	562,620	25.8	16.9	0	0	0
Kenya	18,057,346	22.3	16.2	51,538	64,638	-13,100
Lesotho	933,825	36.2	33.7	0	0	0
Liberia	2,201,300	21.6	20.9	0	0	0
Libya	3,456,207	31.9	16.4	1,887	0	1,887
Madagascar	2,369,775	2.9	2.7	0	0	0
Malawi	2,166,402	8.1	6.3	111,817	0	111,817
Mali	1,993,965	6.8	5.1	0	0	0
Mauritania	2,650,000	33.5	23.0	550,330	0	550,330
Mauritius	2,698,115	78.6	75.7	0	0	0
Morocco	54,528,504	66.7	62.7	43,387	31,608	11,779
Mozambique	31,616,078	46.1	43.2	0	0	0
Namibia	834,756	17.5	14.9	0	0	0
Niger	3,726,602	8.7	6.2	0	0	0
Nigeria	41,091,354	13.0	8.4	0	2,692,287	-2,692,287
Rwanda	20,141,669	67.2	61.4	0	0	0
São Tomé & Príncipe	208,657	50.9	38.9	0	0	0
Senegal	2,469,499	8.5	6.0	0	0	0
Seychelles	201,121	85.6	81.3	0	0	0
Sierra Leone	2,868,978	21.4	13.8	0	0	0
Somalia	2,679,487	13.5	8.5	1,771	26,201	-24,430
South Africa	35,744,528	36.0	31.1	307,595	308,521	-926
South Sudan	723,341	6.0	5.7	12,094	19,232	-7,138
Sudan	7,096,087	13.1	8.0	0	0	0
Togo	3,290,821	18.4	18.4	0	0	0
Tunisia	13,164,136	60.7	53.4	13,025	17,521	-4,496
Uganda	20,899,440	33.5	22.8	0	675,462	-675,462
Zambia	4,392,293	...	15.2	434,193	136,423	297,770
Zimbabwe	11,619,763	41.5	30.1	613,494	617,003	-3,509
<b>Americas</b>						
Brazil	437,141,952	85.7	77.4	1,915,643	3,201,223	-1,285,580
Canada	85,206,488	86.6	82.4	327,316	445,502	-118,186
U.S.A	584,324,516	77.6	66.4	4,241,009	2,195,076	2,045,933
<b>Asia</b>						
China	3,865,697,658	89.1	86.7	466,694,356	34,834,016	431,860,340
India	1,928,974,137	72.5	63.3	15,398,087	10,100,795	5,297,292
<b>Europe</b>						
France	147,595,541	80.5	78.1	3,565,464	252,326	3,313,138
Germany	179,723,148	76.9	76.9	320,624	376,053	-55,429
Israel	18,149,808	72.2	66.1	6,440	6,672	-232
U.K.	142,893,717	78.4	73.2	215,543	265,688	-50,145
<b>Middle East</b>						
Saudi Arabia	65,333,378	75.1	70.5	433,758	354,631	79,127
U.A.E.	24,854,107	99.0	96.9	52,019	49,225	2,794

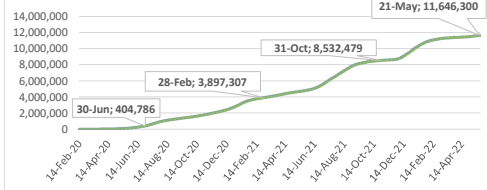
\*: % of population vaccinated completed: Indicates the population that has taken the minimum required doses to complete vaccination depending on the type of vaccine



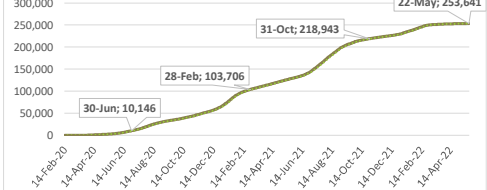
# Summary of COVID-19 tracking in Africa: Situation for the week ending 22 May 2022

	Date of first case	Cases				Deaths				Recovered				Active				Test	
		Total cases	New cases for the week of	New cases for the week of	Weekly change from Previous week	Total deaths	New deaths for the week of	New deaths for the week of	Weekly change from Previous week	Total Recovered	New recovered for the week of	New recovered for the week of	Weekly change from Previous week	Active cases	New active for the week of	New active for the week of	Weekly change from Previous week	Total tests	Tests Per million People
		22 May	15 May	15 May	15 May	22 May	15 May	15 May	15 May	22 May	15 May	15 May	15 May	22 May	15 May	15 May	15 May	22 May	15 May
World	31-Dec-19	525,603,422	4,136,242	4,117,991	18,251	6,277,182	13,303	12,559	744	495,670,031	4,222,351	4,081,547	140,804	23,656,209	-99,412	23,885	-123,297	6,357,571,861	815,617
Africa	14-Feb-20	11,654,075	50,113	58,769	-8,656	253,641	265	302	-37	10,784,595	38,057	36,395	1,662	524,051	11,742	20,604	-8,862	107,164,426	80,044
Central Africa	6-Mar-20	317,088	625	8	617	4,443	1	0	1	263,639	9	12	-3	49,006	615	-4	619	6,301,407	43,010
East Africa	13-Mar-20	1,350,269	1,575	3,078	-1,503	26,142	5	43	-38	1,024,318	945	1,116	-171	208,021	576	451	125	20,268,993	53,980
North Africa	14-Feb-20	3,550,895	1,668	1,166	502	83,603	57	10	47	3,315,325	1,096	705	391	151,967	515	451	64	25,927,375	125,595
Southern Africa	5-Mar-20	5,597,219	45,777	54,006	-8,229	128,438	201	247	-46	5,359,858	35,533	33,740	1,793	108,923	10,043	20,019	-9,976	39,863,114	186,989
West Africa	28-Feb-20	838,604	468	511	-43	11,015	1	2	-1	821,455	474	822	-348	6,134	-7	-313	306	14,803,537	37,269

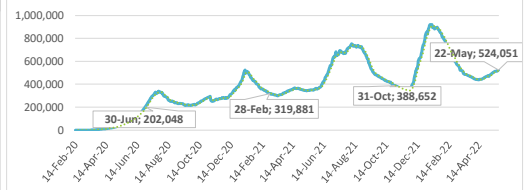
Africa: Total Cases



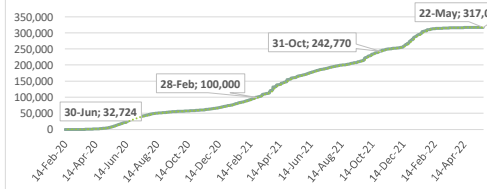
Africa: Total Deaths



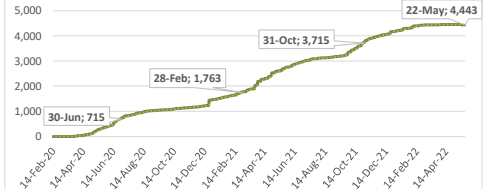
Africa: Total Active Cases



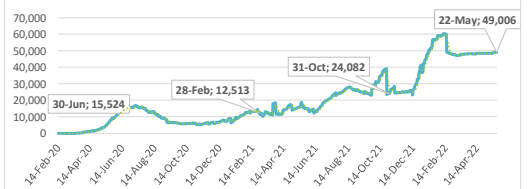
Central Africa: Total Cases



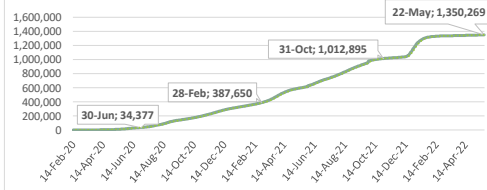
Central Africa: Total Deaths



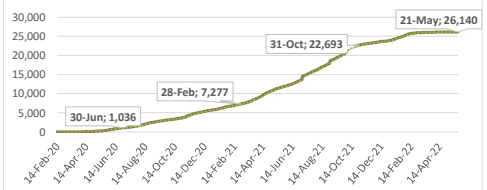
Central Africa: Total Active Cases



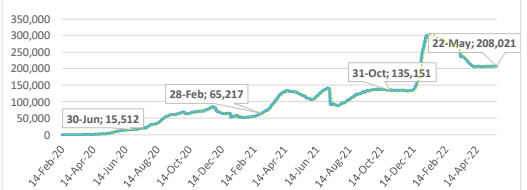
East Africa: Total Cases



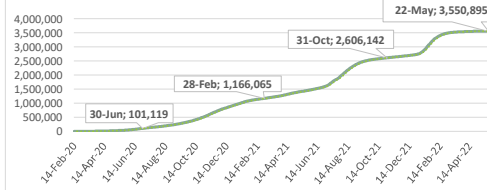
East Africa: Total Deaths



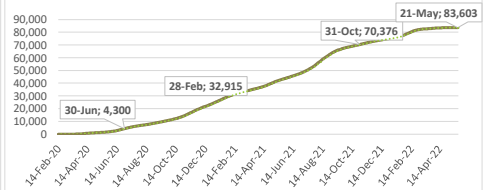
East Africa: Total Active Cases



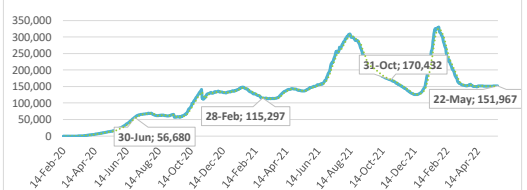
North Africa: Total Cases



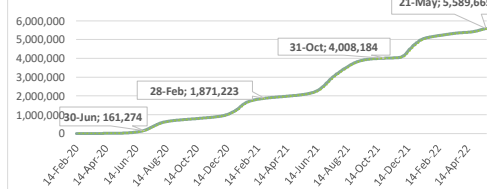
North Africa: Total Deaths



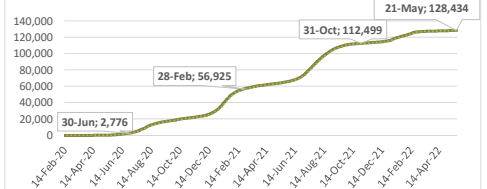
North Africa: Total Active Cases



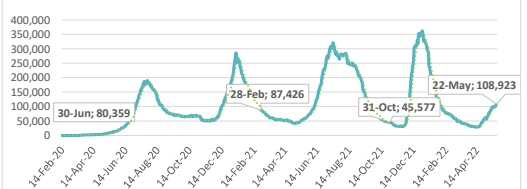
Southern Africa: Total Cases



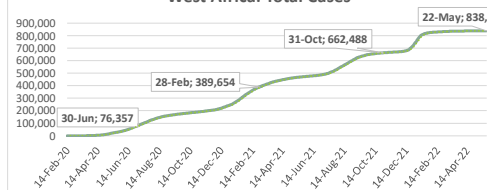
Southern Africa: Total Deaths



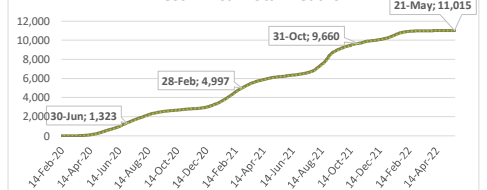
Southern Africa: Total Active Cases



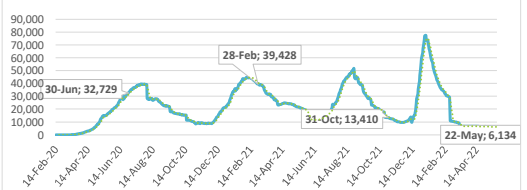
West Africa: Total Cases



West Africa: Total Deaths



West Africa: Total Active Cases



.....: 7-day moving average

---

---

# Central Africa

---

---



## **Highlights of the Covid-19 Situation in Central Africa for the Week Ending May 22, 2022**

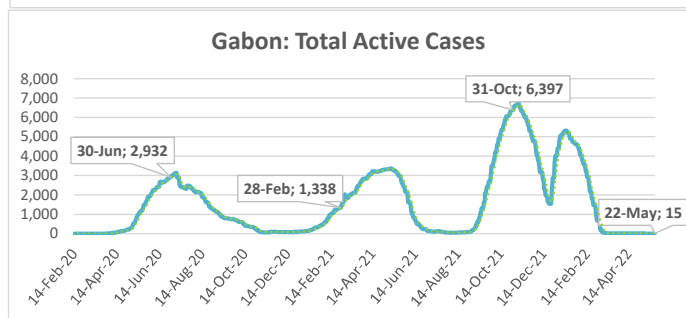
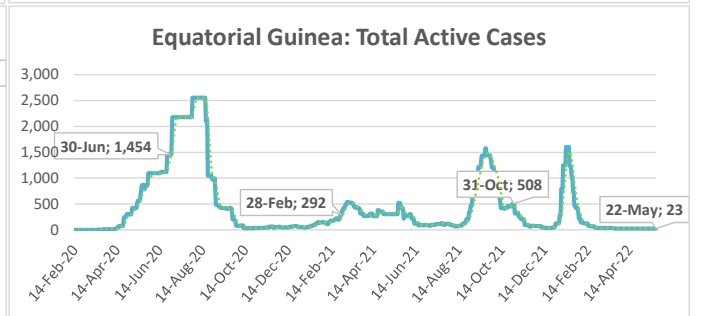
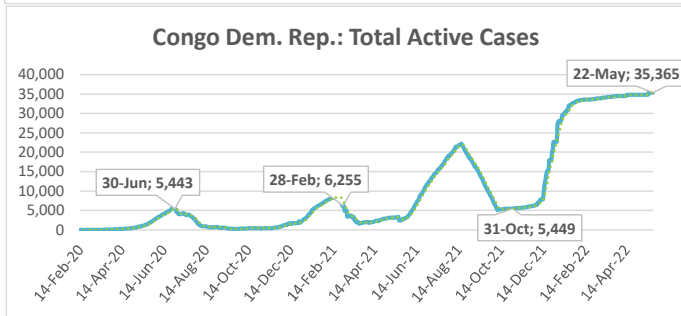
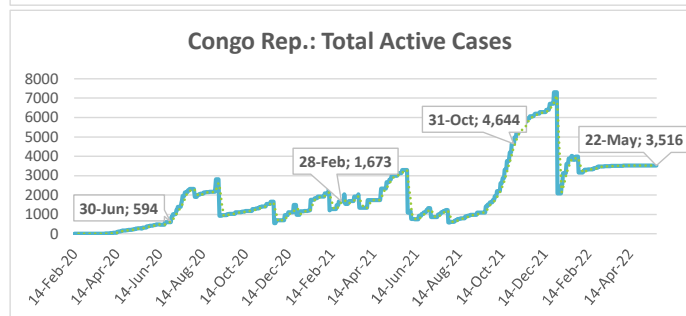
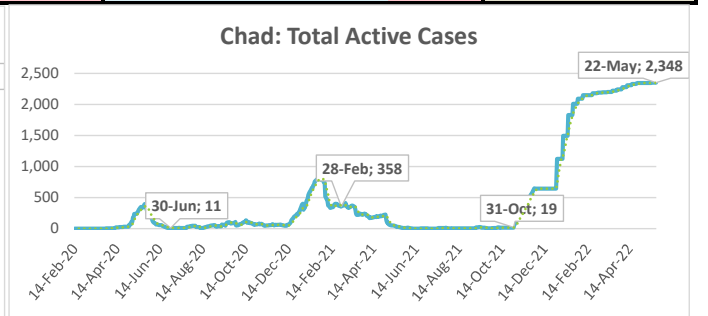
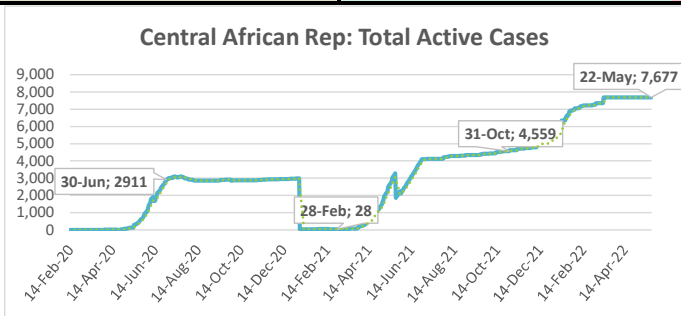
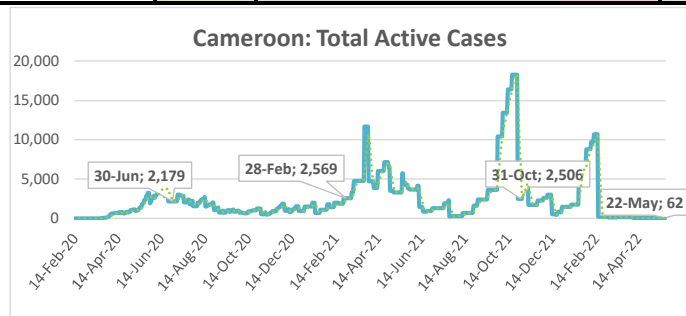
- **As of May 22, 2022, the number of reported total cases in the Central Africa region reached 317,088.** The total number of Covid-19 tests conducted and tests per 1 million people in the region, stood at 6,301,407 and 43,010 respectively. The region reported 625 new cases during the week.<sup>1</sup>
- **The total number of deaths reported since the start of the pandemic reached 4,443,** with one new death reported during the review week. The number of total recovered cases reached 263,639, of which 9 were newly recovered cases recorded during the week. The total number of active cases stands at 49,006, indicating an increase of 615 cases during the review week, which is mainly attributable to the Democratic Republic of Congo.
- **Cameroon accounted for 37.8% of the total cases reported in the region since the start of the pandemic, while the Democratic Republic of Congo accounted for 97.6% of the new cases reported during the week.** Chad has recorded the lowest number of total cases in the region since the start of the pandemic, at 7,415.
- **The average case fatality rate (CFR) based on cumulative total cases and deaths as of May 22, 2022, for the region, stands at 1.4%.** The highest CFR in the region was reported in Chad at 2.6% and the lowest in Gabon at 0.6%.

---

<sup>1</sup> Only two countries, the Democratic Republic of Congo and Gabon, released new data during the review week.

# Summary of COVID-19 tracking in Central Africa: Situation for the week ending 22 May 2022

	Date of first case	Cases				Deaths				Recovered				Active				Test	
		Total cases	New cases for the week of	New cases for the week of	Weekly change	Total deaths	New deaths for the week of	New deaths for the week of	Weekly change from Previous week	Total Recovered	New recovered for the week of	New recovered for the week of	Weekly change from Previous week	Active cases	New active for the week of	New active for the week of	Weekly change from Previous week	Total tests	Tests Per million People
			22 May.	15 May.			22 May.	15 May.			22 May.	15 May.			22 May.	15 May.			
Central Africa	6-Mar-20	317,088	625	8	617	4,443	1	0	1	263,639	9	12	-3	49,006	615	-4	619	6,301,407	43,010
Cameroon	6-Mar-20	119,780	0	0	0	1,927	0	0	0	117,791	0	0	0	62	0	0	0	2,664,515	100,374
Central African Rep.	15-Mar-20	14,649	0	0	0	113	0	0	0	6,859	0	0	0	7,677	0	0	0	91,696	18,986
Chad	19-Mar-20	7,415	1	2	-1	193	0	0	0	4,874	0	0	0	2,348	1	2	-1	215,421	13,115
Congo Rep.	15-Mar-20	24,079	0	0	0	385	0	0	0	20,178	0	0	0	3,516	0	0	0	395,040	71,590
Congo Dem. Rep.	10-Mar-20	87,633	610	0	610	1,338	1	0	1	50,930	0	0	0	35,365	609	0	609	1,018,405	11,371
Equatorial Guinea	14-Mar-20	15,910	0	0	0	183	0	0	0	15,704	3	0	3	23	-3	0	-3	320,949	228,762
Gabon	12-Mar-20	47,622	14	6	8	304	0	0	0	47,303	6	12	-6	15	8	-6	14	1,595,381	716,789



.....: 7-day moving average

---

---

# **East Africa**

---

---

## **Highlights of the Covid-19 Situation in East Africa for the Week Ending May 22, 2022**

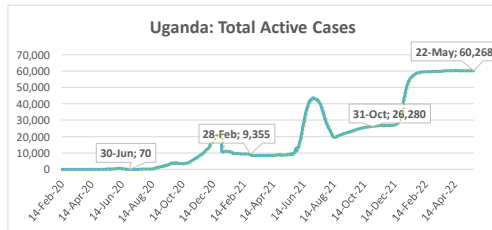
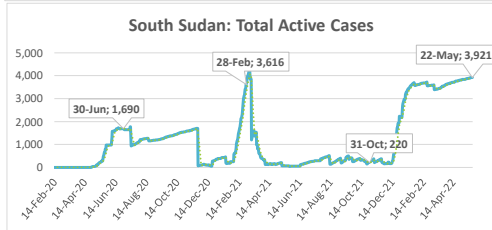
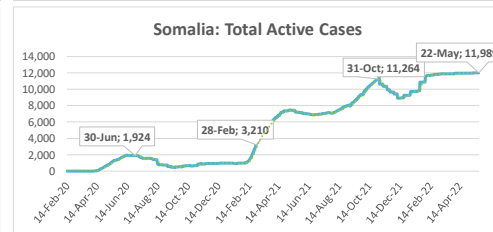
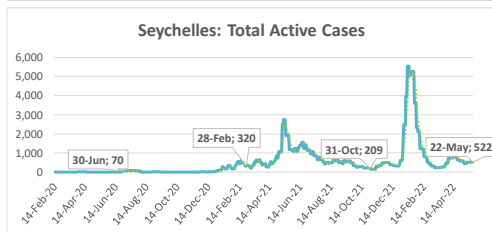
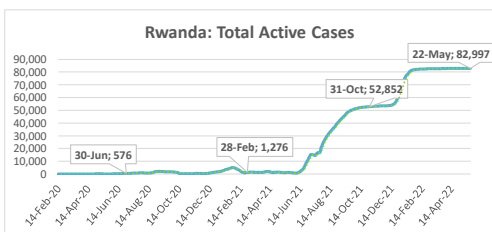
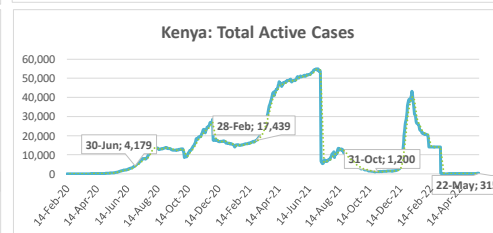
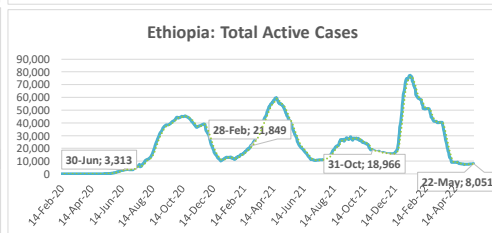
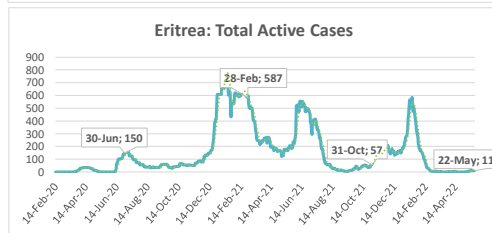
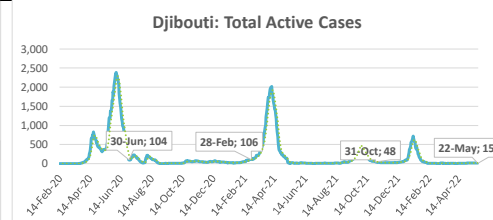
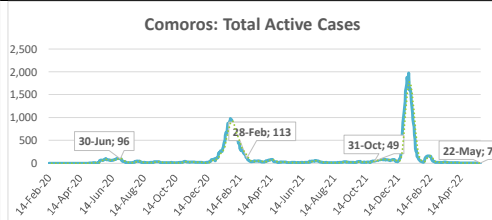
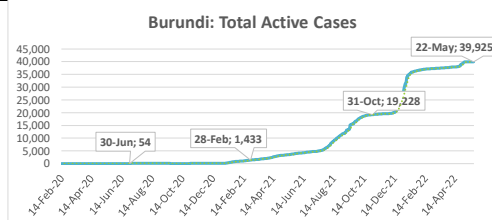
- **As of Sunday, May 22, 2022, the cumulative number of total cases in the East Africa region since the start of the pandemic reached 1,350,269.** The total number of Covid-19 tests conducted and tests per 1 million people, in the region, stand at 20,268,993 and 53,980 respectively. The region reported 1,575 new cases in the review week, which is a 48.8% decline compared to the new cases recorded in the preceding week.
- **The total number of deaths reported reached 26,142, with 5 new deaths occurring during the week ending May 22, 2022.** The number of total recovered cases reached 1,024,318,<sup>1</sup> of which 945 were newly recovered cases during the review week. The total number of active cases in the region currently stands at 208,021, indicating an increase of 576 cases in the week. The weekly increase in the number of active cases in the region is mainly attributable to Ethiopia.
- **Ethiopia accounted for 34.9% of the total cases reported in the region since the start of the pandemic and 26.9% of the new cases reported in the region during the review week.** Comoros has recorded the lowest number of total cases in the region since the start of the pandemic at 8,100, of which 97.9% are reported to have recovered.
- **The average case fatality rate (CFR)<sup>2</sup> for the East Africa region, based on cumulative total cases and deaths as of May 22, 2022, stands at 1.9%.** The highest CFR in the region was reported in Sudan at 7.9% and the lowest in Seychelles at 0.4%.

---

<sup>1</sup> Sudan and Tanzania are not releasing data on recovered cases.

<sup>2</sup> Burundi has not published new data on deaths since 6 January 21, hence is excluded from the CFR comparison.

Summary of COVID-19 tracking in East Africa: Situation for the week ending 22 May 2022																			
	Date of first case	Cases				Deaths				Recovered				Active				Test	
		Total cases	New cases for the week of	New cases for the week of	Weekly change	Total deaths	New deaths for the week of	New deaths for the week of	Weekly change from Previous week	Total Recovered	New recovered for the week of	New recovered for the week of	Weekly change from Previous week	Active cases	New active for the week of	New active for the week of	Weekly change from Previous week	Total tests	Tests Per million People
East Africa	13-Mar-20	1,350,269	1,575	3,078	-1,503	26,142	5	43	-38	1,024,318	945	1,116	-171	208,021	576	451	125	20,268,993	53,980
Burundi	31-Mar-20	41,606	371	499	-128	38	0	0	0	1,643	371	499	-128	39,925	0	0	0	1,528,022	128,505
Comoros	2-May-20	8,100	0	0	0	160	0	0	0	7,933	0	0	0	7	0	0	0	6,227	7,161
Djibouti	18-Mar-20	15,675	44	0	44	189	0	0	0	15,471	44	0	44	15	0	0	0	305,941	309,657
Eritrea	21-Mar-20	9,754	9	8	1	103	0	0	0	9,640	8	1	7	11	1	7	-6	23,693	6,681
Ethiopia	13-Mar-20	471,373	424	209	-215	7,512	2	0	-2	455,810	53	28	25	8,051	369	181	188	4,867,783	42,342
Kenya	13-Mar-20	324,242	216	145	-71	5,651	2	0	-2	318,276	134	73	61	315	80	72	-8	3,649,319	67,867
Rwanda	14-Mar-20	129,978	68	62	6	1,459	0	0	0	45,522	0	0	0	82,997	68	62	6	5,386,505	415,875
Seychelles	15-Mar-20	43,729	342	546	-204	167	0	1	-1	43,040	335	482	-147	522	7	63	-56	21,504	218,654
Somalia	16-Mar-20	26,521	3	33	-30	1,350	0	0	0	13,182	0	0	0	11,989	3	33	-30	400,466	25,197
South Sudan	5-Apr-20	17,573	48	33	15	138	0	0	0	13,514	0	0	0	3,921	48	33	15	395,064	35,293
Sudan	13-Mar-20	62,211	50	26	24	4,937	1	3	-2	---	---	---	---	---	---	---	---	562,941	12,838
Tanzania	16-Mar-20	35,354	0	1,482	-1,482	840	0	37	-37	---	---	---	---	---	---	---	---	455,776	7,630
Uganda	21-Mar-20	164,153	0	35	-35	3,598	0	2	-2	100,287	0	33	-33	60,268	0	0	0	2,665,752	58,279



.....: 7-day moving average

---

---

# **North Africa**

---

---

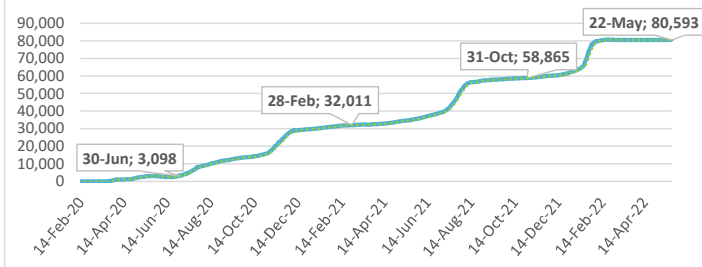
## **Highlights of the Covid-19 Situation in North Africa for the Week Ending May 22, 2022**

- **As of Sunday, May 22, 2022, the cumulative total cases reported in the North Africa region reached 3,550,895, since the start of the pandemic.** The total number of Covid-19 tests conducted and tests per 1 million people, in the region, stand at 25,927,375 and 125,595 respectively. The region reported 1,668 new cases in the review week, which is a 43.1% increase compared to the preceding week.
- **The cumulative total deaths reported for the region reached 83,603, of which 57 were new deaths during the week ending May 22, 2022.** The cumulative total number of recovered cases since the start of the pandemic reached 3,315,325, of which 1,096 were newly recovered cases during the review week. The cumulative total of active cases stands at 151,967, indicating an increase of 515 cases during the week. The weekly increase in the number of active cases in the region is mainly attributable to Morocco followed by Mauritania and Tunisia.
- **Morocco accounted for 32.9% of the total cases reported in the region since the start of the pandemic and 49.9% of the new cases in the region during the week.** The lowest number of total cases in the region, since the start of the pandemic, was recorded in Mauritania at 59,025, of which 97.9% are reported to have recovered.
- **The average case fatality rate (CFR) based on cumulative total cases and deaths as of May 22, 2022, for the region, stands at 2.4%.** The highest CFR in the region was recorded in Egypt at 4.8% and the lowest in Libya at 1.3%.

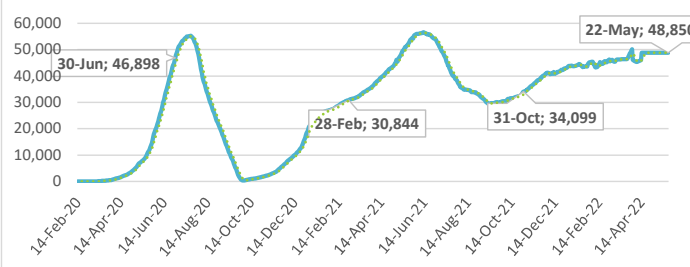
# Summary of COVID-19 tracking in North Africa: Situation for the week ending 22 May 2022

	Date of first case	Cases				Deaths				Recovered				Active				Test	
		Total cases	New cases for the week of	New cases for the week of	Weekly change	Total deaths	New deaths for the week of	New deaths for the week of	Weekly change from Previous week	Total Recovered	New recovered for the week of	New recovered for the week of	Weekly change from Previous week	Active cases	New active for the week of	New active for the week of	Weekly change from Previous week	Total tests	Tests Per million People
			22 May.	15 May.			22 May.	15 May.			22 May.	15 May.			22 May.	15 May.			
North Africa	14-Feb-20	3,550,895	1,668	1,166	502	83,603	57	10	47	3,315,325	1,096	705	391	151,967	515	451	64	25,927,375	125,595
Algeria	26-Feb-20	265,854	36	20	16	6,875	0	0	0	178,386	12	11	1	80,593	24	9	15	230,861	5,265
Egypt	14-Feb-20	515,645	0	0	0	24,613	0	0	0	442,182	0	0	0	48,850	0	0	0	6,122,287	59,826
Libya	25-Mar-20	501,954	35	3	32	6,430	0	0	0	491,023	35	3	32	4,501	0	0	0	2,581,124	375,639
Mauritania	14-Mar-20	59,025	172	110	62	982	0	0	0	57,776	64	10	54	267	108	100	8	824,558	177,337
Morocco	5-Mar-20	1,166,628	833	548	285	16,075	4	1	3	1,149,601	547	176	371	952	282	371	-89	11,561,218	313,223
Tunisia	5-Mar-20	1,041,789	592	485	107	28,628	53	9	44	996,357	438	505	-67	16,804	101	-29	130	4,607,327	389,836

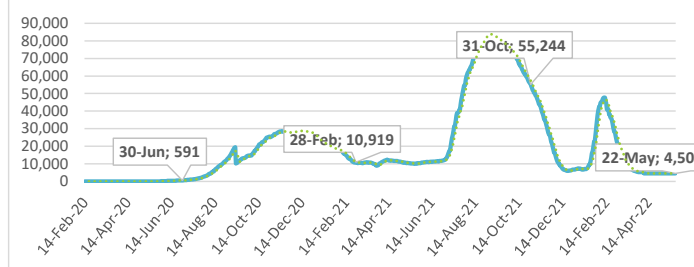
Algeria: Total Active Cases



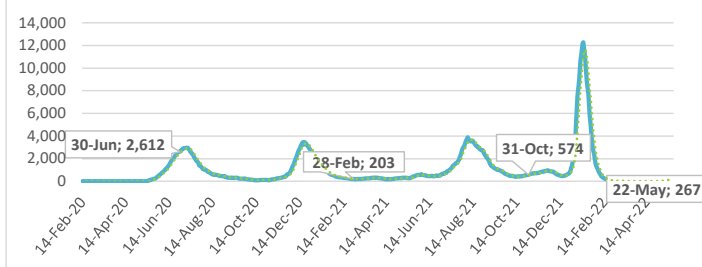
Egypt: Total Active Cases



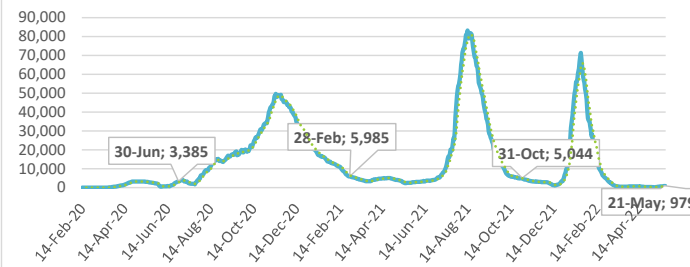
Libya: Total Active Cases



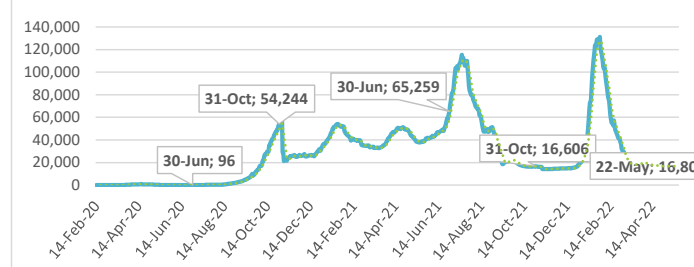
Mauritania: Total Active Cases



Morocco: Total Active Cases



Tunisia: Total Active Cases



.....: 7-day moving average



---

---

# **Southern Africa**

---

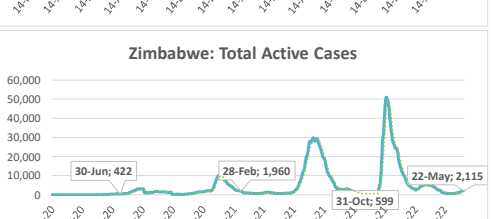
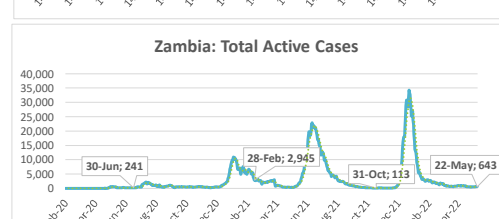
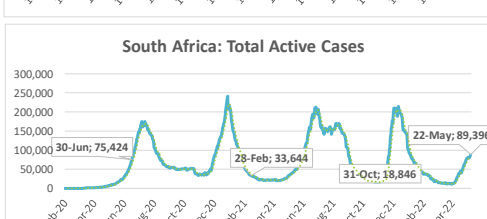
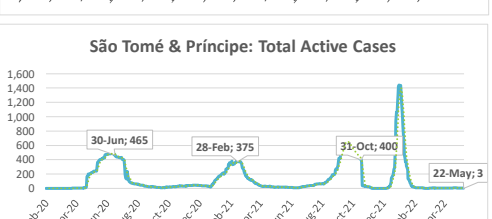
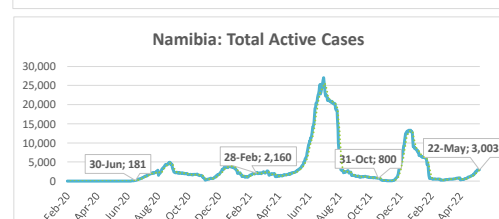
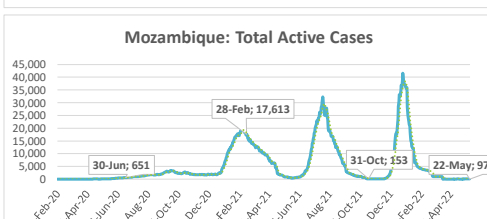
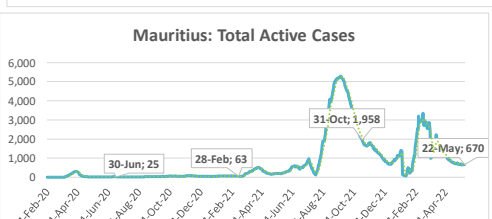
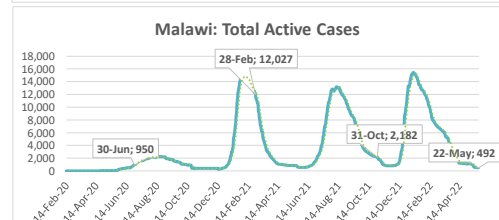
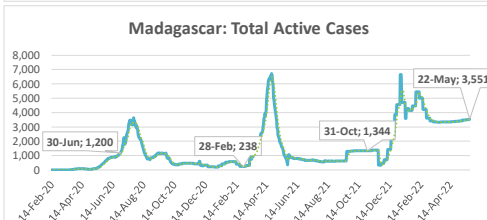
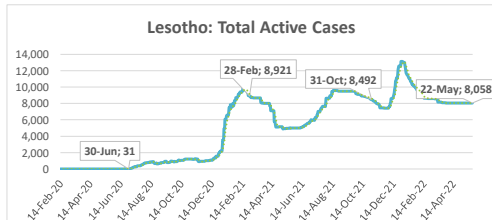
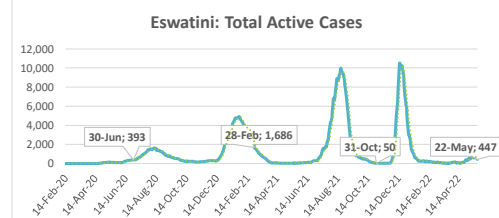
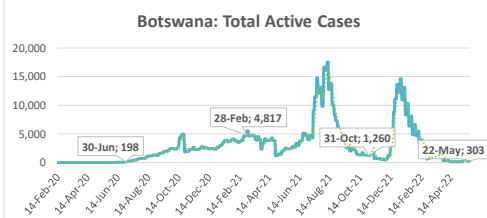
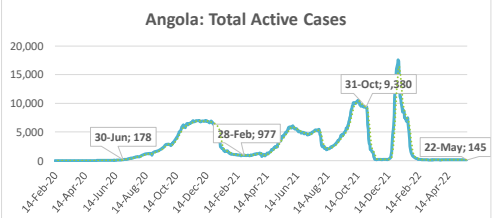
---

## **Highlights of the Covid-19 Situation in Southern Africa for the Week Ending May 22, 2022**

- **As of Sunday, May 22, 2022, the number of total cases in the Southern Africa region reached 5,597,219.** The total number of Covid-19 tests conducted and tests per 1 million people, in the Southern region, stand at 39,863,114 and 186,989 respectively. The region reported 45,777 new cases in the review week, which is a 15.2% decline compared to the preceding week.
- **The total number of deaths reported reached 128,438, of which 201 were new deaths during the week.** The total number of recovered cases reached 5,359,858, of which 35,533 were newly recovered cases during the review week. The total number of active cases stands at 108,923, indicating an increase of 10,043 cases in the review week, which is mainly attributable to South Africa.
- **As of May 22, 2022, South Africa accounted for 70.2% of the total cases reported in the region since the start of the pandemic and 83.2% of the new cases in the region during the week.** The lowest number of total cases in the region, since the start of the pandemic, was recorded in São Tomé & Príncipe at 5,973 of which 98.7% are reported to have recovered.
- **The average case fatality rate (CFR) for the Southern region, based on cumulative total cases and deaths as of May 22, 2022, stands at 2.3%.** The highest CFR in the region was reported in Malawi at 3.1% and the lowest in Botswana at 0.9%.

# Summary of COVID-19 tracking in Southern Africa: Situation for the week ending 22 May 2022

	Date of first case	Cases				Deaths				Recovered				Active				Test	
		Total cases	New cases for the week of	New cases for the week of	Weekly change	Total deaths	New deaths for the week of	New deaths for the week of	Weekly change from Previous week	Total Recovered	New recovered for the week of	New recovered for the week of	Weekly change from Previous week	Active cases	New active for the week of	New active for the week of	Weekly change from Previous week	Total tests	Tests Per million People
		22 May.	15 May.	15 May.	22 May.	22 May.	15 May.	15 May.	22 May.	22 May.	15 May.	15 May.	22 May.	22 May.	15 May.	15 May.	22 May.	22 May.	22 May.
Southern Africa	5-Mar-20	5,597,219	45,777	54,006	-8,229	128,438	201	247	-46	5,359,858	35,533	33,740	1,793	108,923	10,043	20,019	-9,976	39,863,114	186,989
Angola	27-Mar-20	99,287	0	0	0	1,900	0	0	0	97,242	0	0	0	145	0	0	0	1,499,795	45,633
Botswana	16-Mar-20	306,614	290	465	-175	2,692	2	2	0	303,619	593	0	593	303	-305	463	-768	2,276,591	968,092
Eswatini	14-Mar-20	72,150	445	603	-158	1,404	1	3	-2	70,299	619	436	183	447	-175	164	-339	1,024,478	883,046
Lesotho	13-May-20	32,910	0	0	0	697	0	0	0	24,155	0	0	0	8,058	0	0	0	450,086	210,100
Madagascar	20-Mar-20	64,314	38	40	-2	1,393	0	0	0	59,370	0	0	0	3,551	38	40	-2	435,827	15,739
Malawi	2-Apr-20	85,929	41	77	-36	2,638	2	2	0	82,799	90	627	-537	492	-51	-552	501	581,024	30,372
Mauritius	18-Mar-20	37,955	71	101	-30	996	0	0	0	36,289	106	141	-35	670	-35	-40	5	359,627	282,777
Mozambique	27-Mar-20	225,577	79	72	7	2,201	0	0	0	223,279	89	26	63	97	-10	46	-56	1,323,179	42,334
Namibia	14-Mar-20	164,850	4,776	855	3,921	4,032	4	1	3	157,815	4,153	0	4,153	3,003	619	854	-235	1,029,765	405,275
São Tomé & Príncipe	6-Apr-20	5,973	3	6	-3	73	0	0	0	5,897	6	7	-1	3	-3	-1	-2	41,381	188,817
South Africa	5-Mar-20	3,929,872	38,079	50,405	-12,326	100,933	178	232	-54	3,739,543	28,847	31,643	-2,796	89,396	9,054	18,530	-9,476	25,069,012	422,687
Zambia	18-Mar-20	321,146	519	528	-9	3,985	2	1	1	316,518	442	500	-58	643	75	27	48	3,467,200	188,599
Zimbabwe	25-Mar-20	250,642	1,436	854	582	5,494	12	6	6	243,033	588	360	228	2,115	836	488	348	2,305,149	155,094



.....: 7-day moving average

---

---

# **West Africa**

---

---

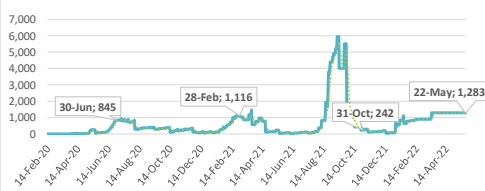
## **Highlights of the Covid-19 Situation in West Africa for the Week Ending May 22, 2022**

- **As of Sunday, May 22, 2022, the cumulative number of Covid-19 cases in the West Africa region had reached 838,604.** The total number of Covid-19 tests conducted and tests per 1 million people, in the West Africa region, stand at 14,803,537 and 37,269 respectively. The region reported 468 new cases during the week, which is an 8.4% decline compared to the new cases reported in the preceding week.
- **The total number of deaths reported reached 11,015 with one new death reported during the review week.** The total number of recovered cases since the start of the pandemic reached 821,455, of which 474 were newly recovered cases during the review week. The total number of active cases stands at 6,134, indicating a decline of 7 cases in the week ending May 22, 2022. The weekly decline in the number of active cases in the region is mainly attributable to Niger and Mali.
- **Nigeria accounted for 30.5% of the total cases reported in the region since the start of the pandemic and 16.7% of the new cases in the region during the week.** The lowest number of total cases in the region, since the start of the pandemic, was recorded in Liberia at 7,455.
- **The average case fatality rate (CFR) based on cumulative total cases and deaths as of May 22, 2022, for the region, stands at 1.3%.** The highest CFR in the region was reported in Liberia at 3.9% and the lowest in Benin at 0.6%.

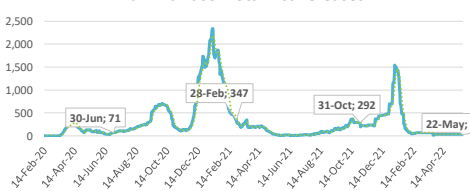
# Summary of COVID-19 tracking in West Africa: Situation for the week ending 22 May 2022

	Date of first case	Cases				Deaths				Recovered				Active				Test	
		Total cases	New cases for the week of	New cases for the week of	Weekly change	Total deaths	New deaths for the week of	New deaths for the week of	Weekly change from Previous week	Total Recovered	New recovered for the week of	New recovered for the week of	Weekly change from Previous week	Active cases	New active for the week of	New active for the week of	Weekly change from Previous week	Total tests	Tests Per million People
		22 May	15 May	15 May	15 May	22 May	15 May	15 May	15 May	22 May	15 May	15 May	15 May	22 May	15 May	15 May	15 May	22 May	22 May
West Africa	28-Feb-20	838,604	468	511	-43	11,015	1	2	-1	821,455	474	822	-348	6,134	-7	-313	306	14,803,537	37,269
Benin	16-Mar-20	26,952	0	0	0	163	0	0	0	25,506	0	0	0	1,283	0	0	0	604,310	49,847
Burkina Faso	9-Mar-20	20,899	0	34	-34	384	0	1	-1	20,483	0	33	-33	32	0	0	0	324,773	15,537
Cabo Verde	20-Mar-20	56,172	57	50	-7	401	0	0	0	55,669	53	43	10	102	4	7	-3	484,051	870,616
Côte d'Ivoire	11-Mar-20	82,044	43	27	-16	799	0	0	0	81,213	40	13	27	32	3	14	-11	1,513,880	57,391
Gambia, The	18-Mar-20	11,999	0	4	-4	365	0	0	0	11,591	0	0	0	43	0	4	-4	155,686	64,422
Ghana	12-Mar-20	161,351	71	58	-13	1,445	0	0	0	159,865	77	42	35	41	-6	16	-22	2,447,185	78,756
Guinea	13-Mar-20	36,661	64	48	-16	442	0	0	0	36,177	64	49	15	42	0	-1	1	668,971	50,939
Guinea-Bissau	27-Mar-20	8,246	24	9	-15	171	0	0	0	8,029	19	480	-461	46	5	-471	-476	137,803	70,022
Liberia	16-Mar-20	7,455	4	17	-13	294	0	0	0	5,747	0	0	0	1,414	4	17	-13	139,824	27,646
Mali	25-Mar-20	31,056	52	67	-15	734	1	0	-1	30,161	72	64	8	161	-21	3	-24	679,917	33,575
Niger	20-Mar-20	9,031	18	56	-38	310	0	1	-1	8,628	49	29	20	93	-31	26	-57	254,538	10,515
Nigeria	28-Feb-20	255,937	78	93	-15	3,143	0	0	0	249,996	53	29	24	2,798	25	64	-39	5,152,011	24,993
Senegal	2-Mar-20	86,073	34	27	-7	1,966	0	0	0	84,086	27	24	3	21	7	3	4	1,087,948	64,976
Sierra Leone	31-Mar-20	7,682	0	0	0	125	0	0	0	7,557	0	0	0	0	0	0	0	414,510	51,963
Togo	6-Mar-20	37,046	23	21	-2	273	0	0	0	36,747	20	16	4	26	3	5	-2	738,130	89,160

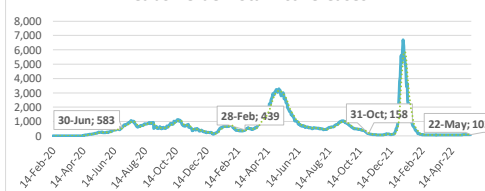
Benin: Total Active Cases



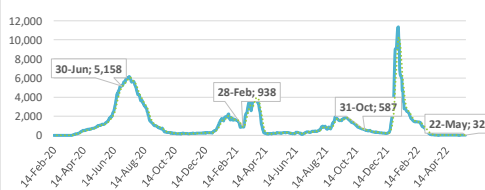
Burkina Faso: Total Active Cases



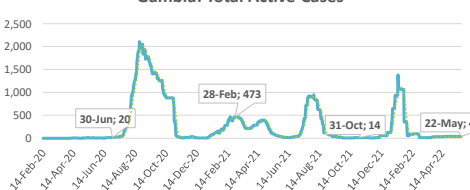
Cabo Verde: Total Active Cases



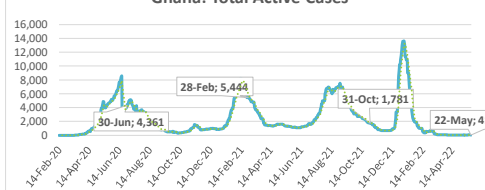
Côte d'Ivoire: Total Active Cases



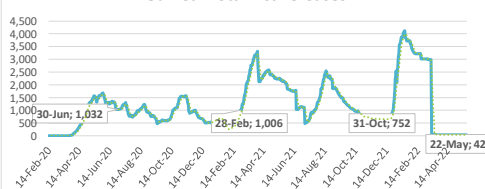
Gambia: Total Active Cases



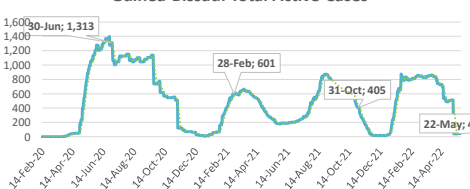
Ghana: Total Active Cases



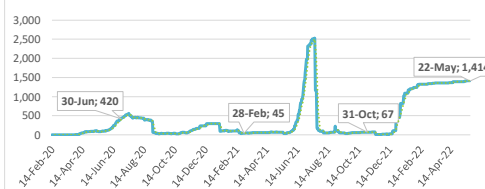
Guinea: Total Active Cases



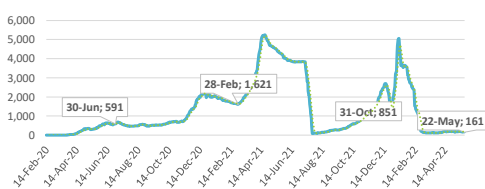
Guinea-Bissau: Total Active Cases



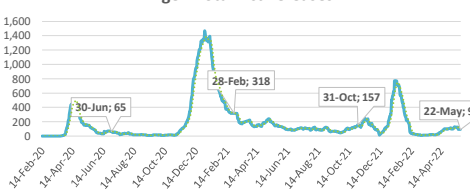
Liberia: Total Active Cases



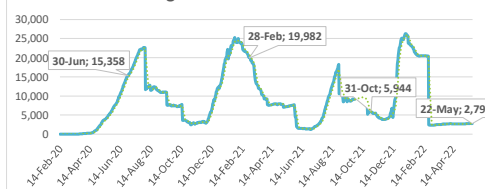
Mali: Total Active Cases



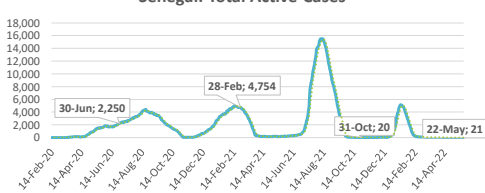
Niger: Total Active Cases



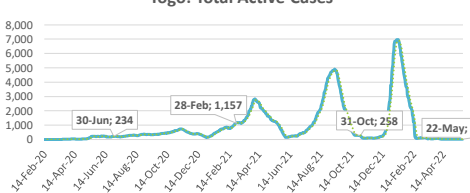
Nigeria: Total Active Cases



Senegal: Total Active Cases



Togo: Total Active Cases



.....: 7-day moving average