



AFRICAN DEVELOPMENT BANK GROUP

Weekly Data Flash on Covid-19 in Africa¹:

The situation as of Sunday, May 29, 2022

Statistics Department (ECST)

¹ This briefing note has been prepared by Roza Mamuye Bora, Senior Statistician; Anouar Chaouch, Statistician; Soumaila Karambiri, Statistical Assistant; Regis Hauhouot Stephane, Statistical Assistant and Desire Lakpa Guy, Statistical Assistant; and Robert Maate, Chief Statistician under the supervision of Louis Kouakou, Ag Director, Statistics Department.

Contents

	Page
Highlights of the Covid-19 Situation in Africa as of May 29, 2022	1
Data Annexes: Africa	4
Highlights of the Covid-19 Situation in Central Africa as of May 29, 2022	6
Data Annexes: Central Africa	8
Highlights of the Covid-19 Situation in East Africa as of May 29, 2022	9
Data Annexes: East Africa	11
Highlights of the Covid-19 Situation in North Africa as of May 29, 2022	12
Data Annexes: North Africa	14
Highlights of the Covid-19 Situation in Southern Africa as of May 29, 2022	15
Data Annexes: Southern Africa	17
Highlights of the Covid-19 Situation in West Africa as of May 29, 2022	18
Data Annexes: West Africa	20

Highlights of the Covid-19 Situation in Africa for the Week Ending May 29, 2022

Vaccinations: Status Update

- **In the week ending May 29, 2022, over 126.6 million new Covid-19 vaccinations were reported to have been administered globally, leading to a cumulative total of nearly 12 billion since the start of the program.** In terms of the geographical distribution, China accounts for 28.9% of the total number of Covid-19 vaccinations administered to date, followed by India at 16.3% and the USA at 4.9%.
- **The number of African countries with data on Covid-19 vaccinations stands at 51, of which 30 released new data on the progress of the vaccination program this week.** As of May 29, 2022, a cumulative total of 502,857,594¹ vaccinations had been administered in Africa, which represents 4.2% of total global vaccinations. Egypt accounts for 16.5% of the vaccinations carried out in Africa to date, followed by Morocco (10.9%), Nigeria (8.7%) and South Africa (7.2%). As of May 29, 2022, 17.3% of Africa's population had completed² a course of vaccination and 22.7% had received at least one dose of vaccine.

Covid-19 Testing in Africa

- **As of Sunday, May 29, 2022, nearly 107.9 million tests for Covid-19 had been administered in Africa.** Nine countries collectively account for 64.9% of all the tests conducted in Africa by May 29, 2022, namely, South Africa (23.4%), Morocco (10.8%), Egypt (5.7%), Rwanda (5.0%), Nigeria (4.8%), Ethiopia (4.5%), Tunisia (4.3%), Kenya (3.4%) and Zambia (3.2%).
- **The average number of tests per 1 million people in Africa as of May 29, 2022, stands at 80,574.** Botswana continues to lead on this indicator with 971,736 tests per 1 million people, followed by Eswatini (885,223), Cabo Verde (870,616), Gabon (716,403), South Africa (425,435) and Rwanda (418,650).

Confirmed, New and Active Global Covid-19 Cases

- **Globally, the total number of confirmed Covid-19 cases since the start of the pandemic reached 528,990,525³, of which 94.5% have recovered.** The majority cases (36.9%) occurred in Europe, followed by Asia (29.3%), North America (19.1%), South America (10.8%) and Africa (2.2%).

¹ The total vaccination figures indicate the total number of vaccines administered including both vaccinations completed and vaccines of at least one dose.

² Completed vaccination refers to population that have taken the minimum required doses of vaccination, depending on the type of vaccine.

³ Due to irregular reporting from countries and because not all cases are reported to health facilities, the total figure is believed to be underestimated globally.

- **The number of new cases reported globally in the review week amounted to 3,387,103, indicating an 18.1% decline compared to the new cases recorded in the preceding week.**
- **The cumulative total of global deaths due to Covid-19 reached 6,287,747, of which 10,565 were recorded in the week ending May 29, 2022.** This was 20.6% lower than the number of deaths recorded in the previous week. The number of global active cases decreased by 1,022,803 cases in the week under review, bringing the total, as of May 29, 2022, to 22,872,997.
- **Africa accounts for 2.2% of the total global cases, 4.0% of total global deaths due to Covid-19, 2.2% of global recovered cases and 2.1% of active cases as of May 29, 2022, as detailed below.**

Confirmed, New and Active Covid-19 Cases in Africa

- **As of May 29, 2022, the total number of confirmed cases in Africa reached 11,687,658,⁴ 65.4% of which were in six countries, namely South Africa (33.8%), Morocco (10.0%), Tunisia (8.9%), Egypt (4.4%), Libya (4.3%) and Ethiopia (4.0%).** The five countries with the lowest number of reported cases since the start of the pandemic were São Tomé & Príncipe, Chad, Liberia, Sierra Leone and Comoros, with cases ranging between 5,982 in São Tomé & Príncipe and 8,100 in Comoros. These five countries collectively account for 0.3% of the confirmed cases in Africa. Considering population size, Seychelles, Botswana, Cabo Verde, Tunisia and Libya are the five countries with the highest number of confirmed cases per 1 million people, with rates ranging from 441,772 in Seychelles to 71,201 in Libya.
- **In the week under review, a total of 33,569 new cases were reported in Africa, which is 33.0% lower than new cases recorded in the previous week.** These new cases in Africa account for 1.0% of the weekly new cases recorded globally. The Southern Africa region accounted for 83.9% of the weekly new cases in Africa, followed by East Africa (6.9%), North Africa (5.9%), Central Africa (1.7%) and West Africa (1.5%).
- **The number of active cases in Africa decreased by 7,856 in the week ending May 29, 2022, indicating a cumulative total of 486,801 active cases.** Currently, five countries collectively account for 66.2% of the active cases in Africa, namely Rwanda (17.1%), Algeria (16.6%), Uganda (12.4%), South Africa (10.1%) and Egypt (10.0%).
- **All the regions, except Southern Africa, recorded an increase in active cases, to varying degrees, during the review week.**

Deaths and the Case Fatality Rates in Africa

- **As of May 29, 2022, a total of 253,892 deaths had been reported in Africa since the start of the pandemic, of which 50.7% were in Southern Africa, 32.9% in North Africa, 10.3% in East Africa, 4.3% in West Africa, and 1.8% in Central Africa.** The five countries with the highest

⁴ Gabon, Djibouti, Liberia and Niger have not released new data for this week ending May 29, 2022. Central African Republic, Congo Rep., Comoros, Tanzania, Egypt, Angola, Lesotho, Benin, Burkina Faso and Sierra Leone have not released new data for at least two consecutive weeks.

number of reported deaths due to Covid-19 since the start of the pandemic are South Africa, Tunisia, Egypt, Morocco and Ethiopia, ranging from 101,146 in South Africa to 7,513 in Ethiopia. A total of 251 new deaths were reported in Africa in the week under review, which is a 5.3% decline compared to the number recorded in the preceding week.

- **The case fatality rate (CFR), i.e. deaths per confirmed cases for Africa, stands at 2.2%, which is higher than the global CFR rate of 1.2%.** Regionally, West Africa has the lowest CFR at 1.3%, followed by Central Africa at 1.4%, East Africa at 1.9%, Southern Africa at 2.3% and North Africa at 2.4%. As of May 29, 2022, sixteen African countries recorded CFRs higher than the African average with the highest in Sudan at 7.9%, followed by Somalia (5.1%), Egypt (4.8%), Liberia (3.9%), Niger (3.4%), Malawi (3.1%), The Gambia (3.0%), Tunisia (2.7%), Mauritius (2.6%), South Africa (2.6%), Chad (2.6%), Algeria (2.6%), Namibia (2.4%), Mali (2.4%), Tanzania (2.4%) and Senegal (2.3%).

Recovery Rates in Africa

- **As of May 29, 2022, the cumulative total of recovered cases in Africa reached 10,855,141, representing 92.9% of its confirmed cases.⁵** Regionally, the recovery rates stand at 97.9% for West Africa, 96.5% for Southern Africa, 93.4% for North Africa, 83.0% for Central Africa and 75.8% for East Africa. In the week under review, a total of 41,138 newly recovered cases were reported in Africa.

⁵ Burundi has not been publishing new data on recovered cases and deaths since 6 January 21. Tanzania and Sudan are not currently reporting on recovered cases. Additionally, Liberia, Benin, Rwanda, South Sudan, Somalia, CAR, Chad and DRC have not reported recovered cases for several weeks.

Status of Vaccinations Administered in Africa and Selected Global Countries for the Week Ending 29 May 2022

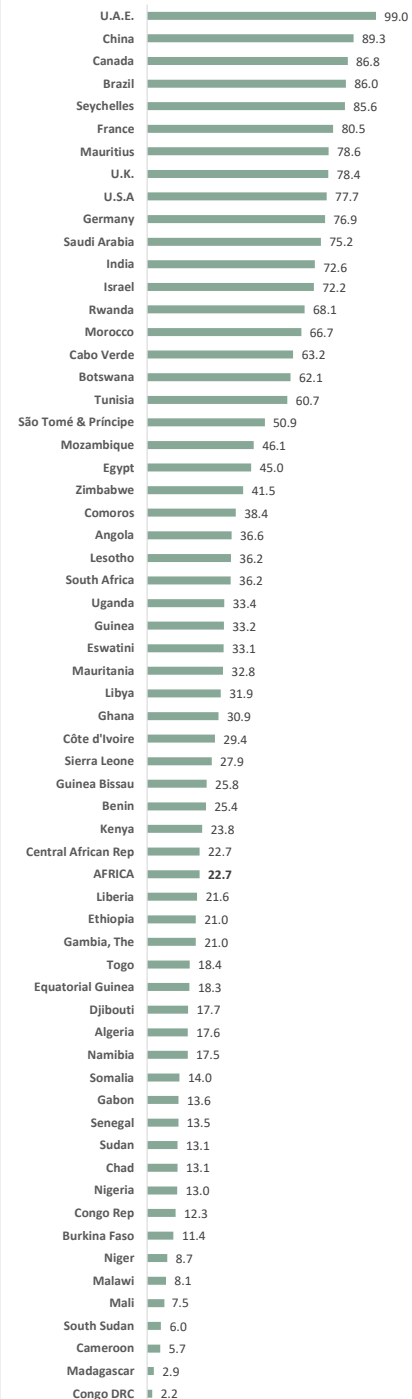
	Vaccinations					
	Total vaccinations	% of population vaccinated (at least one dose)	% of population vaccinated completed (2 doses)*	New vaccinations for the week of 29 May	New vaccinations for the week of 22 May	Weekly change
World	11,926,544,950	48.8	43.3	126,646,975	21,115,077	105,531,898
AFRICA	502,857,594	22.7	17.3	10,672,528	4,779,882	5,892,646
Algeria	15,205,854	17.6	14.5	0	0	0
Angola	18,431,807	36.6	19.5	535,181	0	535,181
Benin	3,619,590	25.4	21.1	286,140	0	286,140
Botswana	2,330,589	62.1	56.5	410,589	0	410,589
Burkina Faso	2,938,655	11.4	7.2	9,666	0	9,666
Cabo Verde	762,486	63.2	54.7	4,127	1,562	2,565
Cameroon	1,836,573	5.7	4.5	7,691	0	7,691
Central African Rep	1,185,512	22.7	21.4	147,932	0	147,932
Chad	2,352,921	13.1	12.4	5,753	0	5,753
Comoros	642,520	38.4	33.9	200	0	200
Congo DRC	2,431,360	2.2	1.4	1,414,052	0	1,414,052
Congo Rep	830,379	12.3	11.5	0	0	0
Côte d'Ivoire	12,387,947	29.4	20.2	0	0	0
Djibouti	191,649	17.7	13.8	6,523	4,001	2,522
Egypt	82,907,695	45.0	33.7	78,722	452,193	-373,471
Equatorial Guinea	479,991	18.3	14.8	0	0	0
Eswatini	535,393	33.1	28.7	0	0	0
Ethiopia	29,373,478	21.0	18.1	0	0	0
Gabon	558,456	13.6	11.2	1,799	0	1,799
Gambia, The	720,000	21.0	14.9	0	356,647	-356,647
Ghana	16,122,862	30.9	20.6	1,250,688	1,824,348	-573,660
Guinea	6,127,699	33.2	18.6	15,956	0	15,956
Guinea Bissau	562,620	25.8	17.0	0	0	0
Kenya	18,246,213	23.8	17.7	188,867	51,538	137,329
Lesotho	933,825	36.2	33.7	0	0	0
Liberia	2,201,300	21.6	20.9	0	0	0
Libya	3,460,229	31.9	16.4	4,022	1,887	2,135
Madagascar	2,369,775	2.9	2.7	0	0	0
Malawi	2,166,402	8.1	6.3	0	111,817	-111,817
Mali	2,115,108	7.5	5.5	121,143	0	121,143
Mauritania	2,650,000	32.8	22.8	0	550,330	-550,330
Mauritius	2,698,115	78.6	75.7	0	0	0
Morocco	54,595,032	66.7	62.7	66,528	43,387	23,141
Mozambique	31,616,078	46.1	43.2	0	0	0
Namibia	834,756	17.5	14.9	0	0	0
Niger	3,726,602	8.7	6.2	0	0	0
Nigeria	43,994,555	13.0	8.0	2,903,201	0	2,903,201
Rwanda	21,917,222	68.1	64.7	1,775,553	0	1,775,553
São Tomé & Príncipe	208,657	50.9	38.9	0	0	0
Senegal	2,523,856	13.5	6.1	54,357	0	54,357
Seychelles	201,121	85.6	81.3	0	0	0
Sierra Leone	2,930,408	27.9	18.7	61,430	0	61,430
Somalia	2,712,296	14.0	9.0	32,809	1,771	31,038
South Africa	36,015,744	36.2	31.3	271,216	307,595	-36,379
South Sudan	730,047	6.0	5.7	6,706	12,094	-5,388
Sudan	7,096,087	13.1	8.0	0	0	0
Togo	3,290,821	18.4	18.4	0	0	0
Tunisia	13,173,196	60.7	53.4	9,060	13,025	-3,965
Uganda	21,044,430	33.4	22.7	144,990	0	144,990
Zambia	5,147,399	...	17.7	755,106	434,193	320,913
Zimbabwe	11,722,284	41.5	29.9	102,521	613,494	-510,973
Americas						
Brazil	440,558,613	86.0	77.6	3,416,661	1,915,643	1,501,018
Canada	85,468,476	86.8	82.5	261,988	327,316	-65,328
U.S.A	586,552,650	77.7	66.5	2,228,134	4,241,009	-2,012,875
Asia						
China	3,442,312,826	89.3	87.0	43,309,524	0	43,309,524
India	1,941,328,608	72.6	63.7	12,354,471	15,398,087	-3,043,616
Europe						
France	144,412,077	80.5	78.2	116,891	243,707	-126,816
Germany	179,951,244	76.9	76.9	228,096	320,624	-92,528
Israel	18,154,374	72.2	66.1	4,566	6,440	-1,874
U.K.	143,076,755	78.4	73.3	183,038	215,543	-32,505
Middle East						
Saudi Arabia	65,662,336	75.2	70.6	328,958	433,758	-104,800
U.A.E.	24,895,453	99.0	97.0	41,346	52,019	-10,673

*: % of population vaccinated completed: Indicates the population that has taken the minimum required doses to complete vaccination depending on the type of vaccine

Total vaccinations



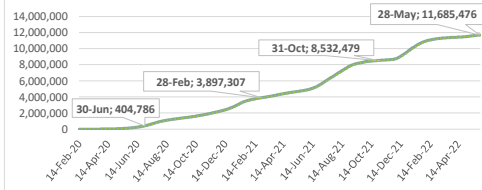
% of population vaccinated



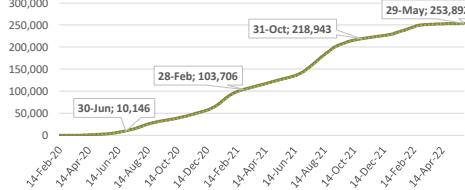
Summary of COVID-19 tracking in Africa: Situation for the week ending 29 May 2022

	Date of first case	Cases				Deaths				Recovered				Active				Test	
		Total cases	New cases for the week of	New cases for the week of	Weekly change from Previous week	Total deaths	New deaths for the week of	New deaths for the week of	Weekly change from Previous week	Total Recovered	New recovered for the week of	New recovered for the week of	Weekly change from Previous week	Active cases	New active for the week of	New active for the week of	Weekly change from Previous week	Total tests	Tests Per million People
		29 May	22 May	22 May	22 May	29 May	22 May	22 May	22 May	29 May	22 May	22 May	22 May	29 May	22 May	22 May	22 May	29 May	29 May
		29 May	22 May	22 May	22 May	29 May	22 May	22 May	22 May	29 May	22 May	22 May	22 May	29 May	22 May	22 May	22 May	29 May	29 May
World	31-Dec-19	528,990,525	3,387,103	4,136,242	-749,139	6,287,747	10,565	13,303	-2,738	499,829,781	4,399,341	4,004,890	394,451	22,872,997	-1,022,803	118,049	-1,140,852	6,446,914,554	827,079
Africa	14-Feb-20	11,687,658	33,569	50,127	-16,558	253,892	251	265	-14	10,855,141	41,138	67,465	-26,327	486,801	-7,856	17,652	-9,796	107,874,790	80,574
Central Africa	6-Mar-20	317,665	577	625	-48	4,446	3	1	-2	263,639	0	9	-9	49,580	574	615	-41	6,350,685	43,347
East Africa	13-Mar-20	1,352,600	2,331	1,575	-756	26,151	9	5	-4	1,025,612	1,294	945	-349	209,013	992	576	-416	20,587,318	54,828
North Africa	14-Feb-20	3,552,884	1,989	1,668	-321	83,608	5	57	-52	3,316,775	1,450	1,096	-354	152,501	534	515	-19	25,991,937	125,908
Southern Africa	5-Mar-20	5,625,397	28,164	45,791	-17,627	128,672	234	201	-33	5,427,335	38,069	64,941	-26,872	69,390	-10,139	-19,351	-9,212	40,085,978	188,035
West Africa	28-Feb-20	839,112	508	468	-40	11,015	0	1	-1	821,780	325	474	-149	6,317	183	-7	-190	14,858,872	37,409

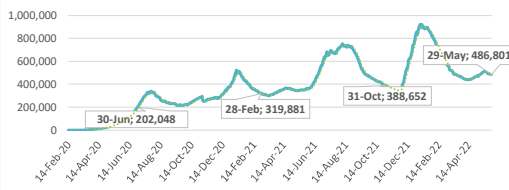
Africa: Total Cases



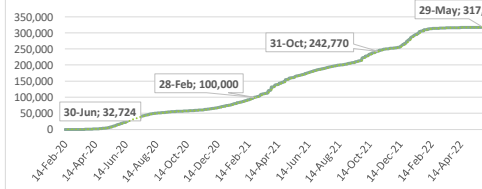
Africa: Total Deaths



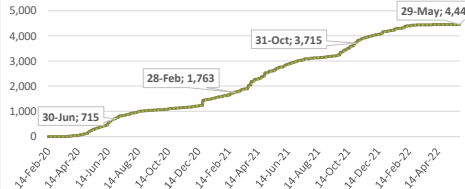
Africa: Total Active Cases



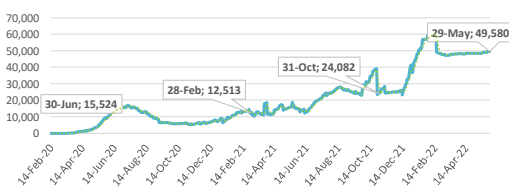
Central Africa: Total Cases



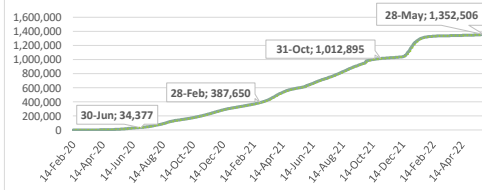
Central Africa: Total Deaths



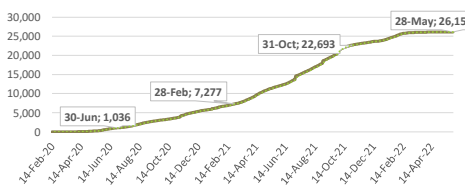
Central Africa: Total Active Cases



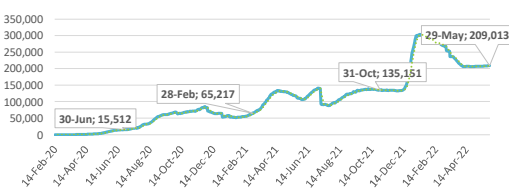
East Africa: Total Cases



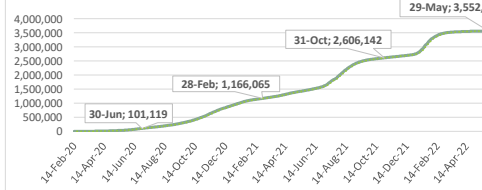
East Africa: Total Deaths



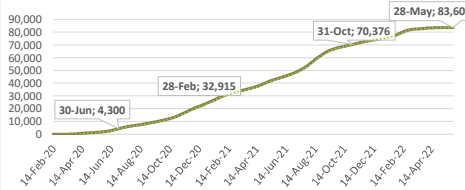
East Africa: Total Active Cases



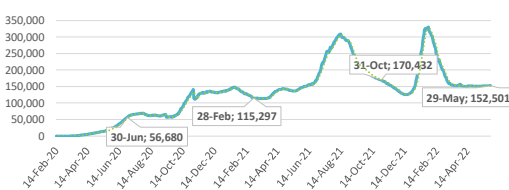
North Africa: Total Cases



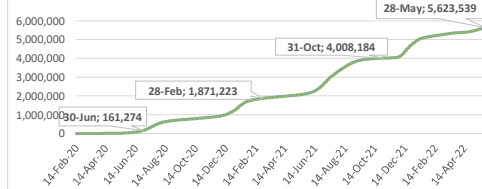
North Africa: Total Deaths



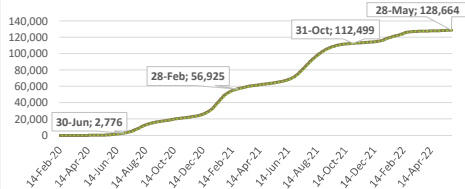
North Africa: Total Active Cases



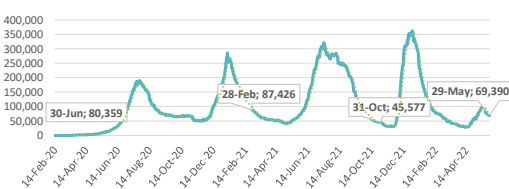
Southern Africa: Total Cases



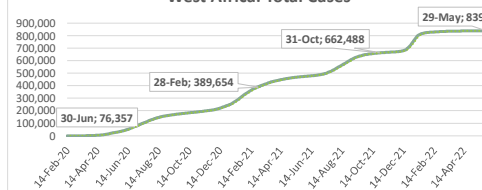
Southern Africa: Total Deaths



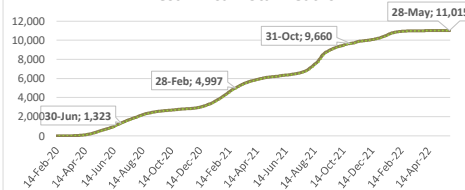
Southern Africa: Total Active Cases



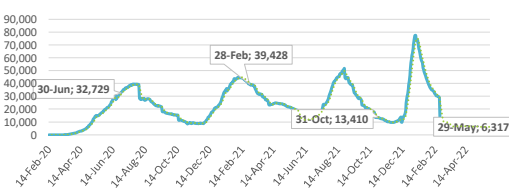
West Africa: Total Cases



West Africa: Total Deaths



West Africa: Total Active Cases



.....: 7-day moving average

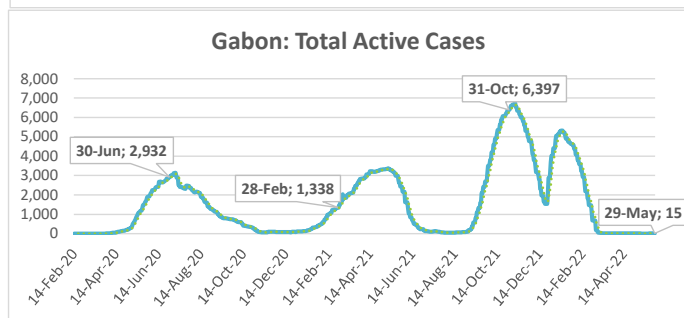
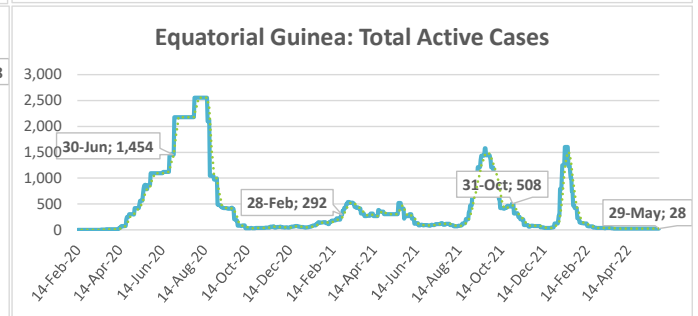
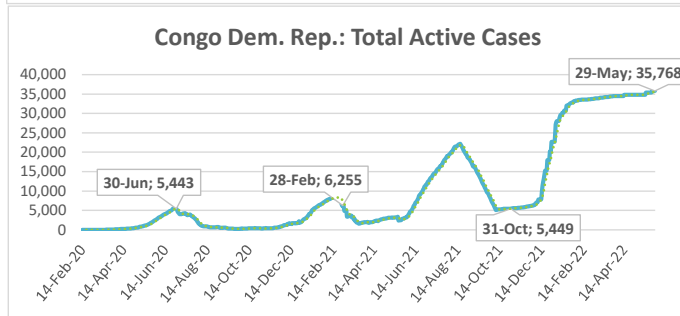
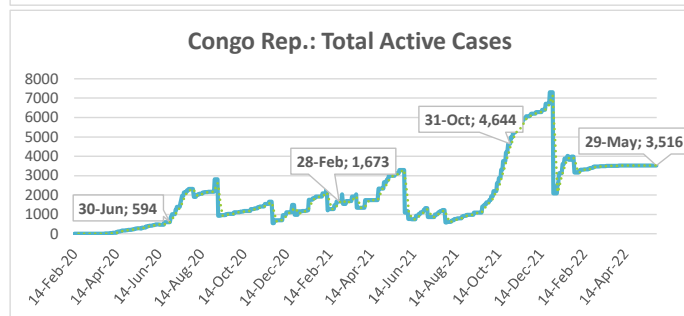
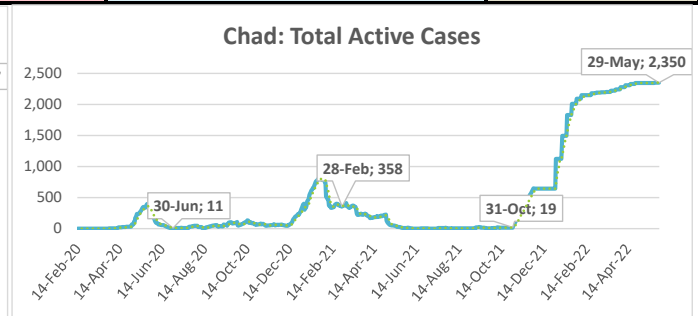
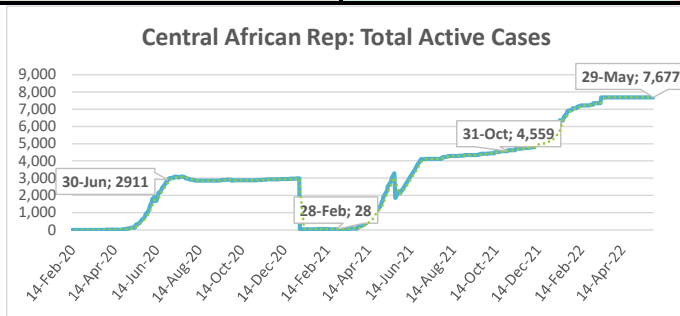
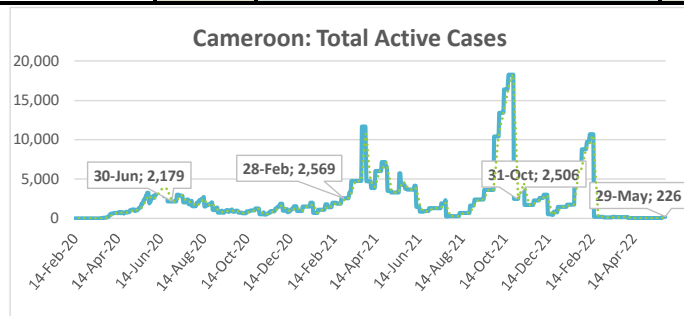
Central Africa

Highlights of the Covid-19 Situation in Central Africa for the Week Ending May 29, 2022

- **As of May 29, 2022, the number of reported total cases in the Central Africa region reached 317,665.** The total number of Covid-19 tests conducted and tests per 1 million people in the region, stood at 6,350,685 and 43,347 respectively. The region reported 577 new cases during the week.
- **The total number of deaths reported since the start of the pandemic reached 4,446,** with 3 new deaths reported during the review week. The number of total recovered cases was 263,639, no newly recovered cases are reported during the week. The total number of active cases stands at 49,580, indicating an increase of 574 cases during the review week, which is mainly attributable to the Democratic Republic of Congo followed by Cameroon.
- **Cameroon accounted for 37.8% of the total cases reported in the region since the start of the pandemic, while the Democratic Republic of Congo accounted for 69.8% of the new cases reported during the week.** Chad has recorded the lowest number of total cases in the region since the start of the pandemic, at 7,417.
- **The average case fatality rate (CFR) based on cumulative total cases and deaths as of May 29, 2022, for the region, stands at 1.4%.** The highest CFR in the region was reported in Chad at 2.6% and the lowest in Gabon at 0.6%.

Summary of COVID-19 tracking in Central Africa: Situation for the week ending 29 May 2022

	Date of first case	Cases				Deaths				Recovered				Active				Test	
		Total cases	New cases for the week of	New cases for the week of	Weekly change	Total deaths	New deaths for the week of	New deaths for the week of	Weekly change from Previous week	Total Recovered	New recovered for the week of	New recovered for the week of	Weekly change from Previous week	Active cases	New active for the week of	New active for the week of	Weekly change from Previous week	Total tests	Tests Per million People
			29 May.	22 May.			29 May.	22 May.			29 May.	22 May.			29 May.	22 May.			
Central Africa	6-Mar-20	317,665	577	625	-48	4,446	3	1	2	263,639	0	9	-9	49,580	574	615	-41	6,350,685	43,347
Cameroon	6-Mar-20	119,947	167	0	167	1,930	3	0	3	117,791	0	0	0	226	164	0	164	2,708,084	102,015
Central African Rep.	15-Mar-20	14,649	0	0	0	113	0	0	0	6,859	0	0	0	7,677	0	0	0	91,696	18,986
Chad	19-Mar-20	7,417	2	1	-1	193	0	0	0	4,874	0	0	0	2,350	2	1	-1	216,097	13,156
Congo Rep.	15-Mar-20	24,079	0	0	0	385	0	0	0	20,178	0	0	0	3,516	0	0	0	395,040	71,590
Congo Dem. Rep.	10-Mar-20	88,036	403	610	-207	1,338	0	1	-1	50,930	0	0	0	35,768	403	609	-206	1,020,204	11,391
Equatorial Guinea	14-Mar-20	15,915	5	0	5	183	0	0	0	15,704	0	3	-3	28	5	-3	8	325,041	231,678
Gabon	12-Mar-20	47,622	0	14	-14	304	0	0	0	47,303	0	6	-6	15	0	8	-8	1,594,523	716,403



.....: 7-day moving average

East Africa

Highlights of the Covid-19 Situation in East Africa for the Week Ending May 29, 2022

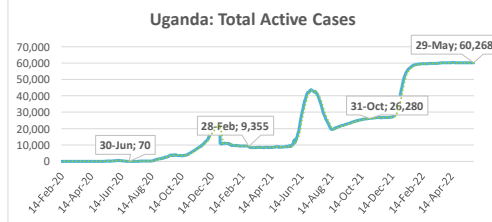
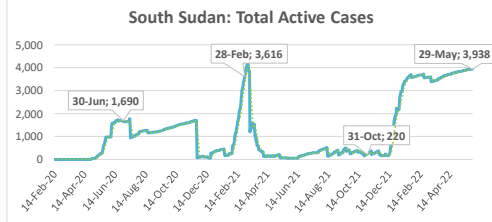
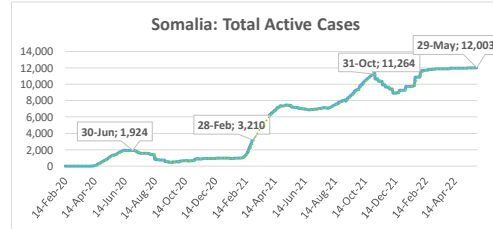
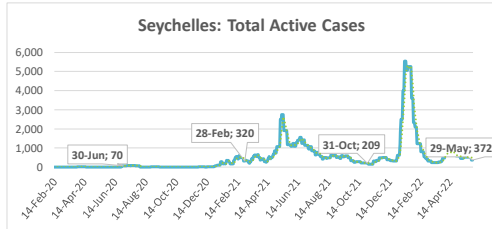
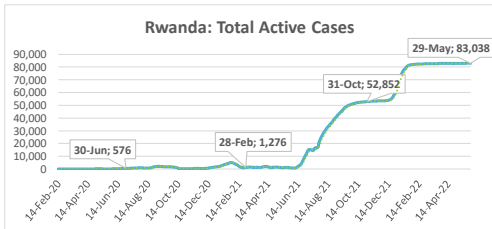
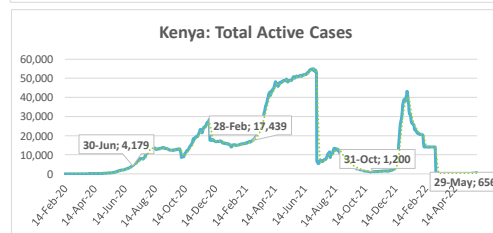
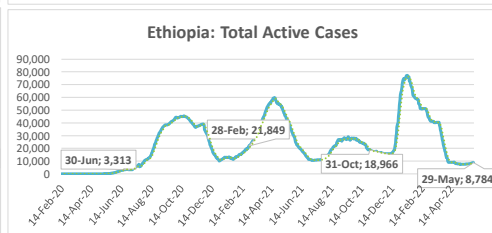
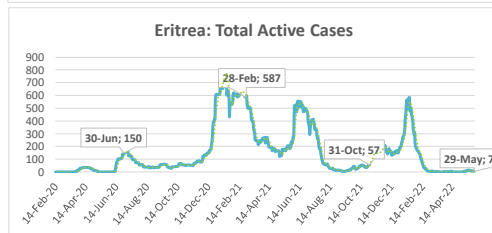
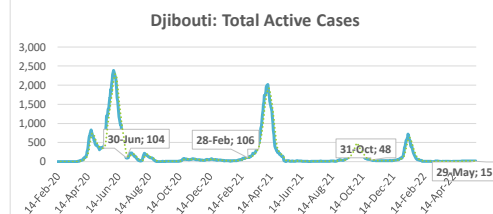
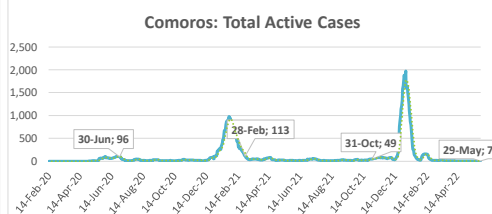
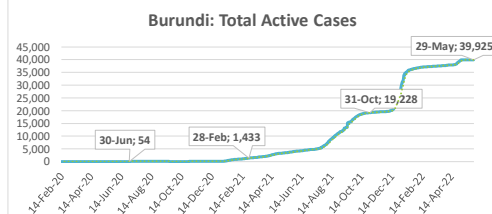
- **As of Sunday, May 29, 2022, the cumulative number of total cases in the East Africa region since the start of the pandemic reached 1,352,600.** The total number of Covid-19 tests conducted and tests per 1 million people, in the region, stand at 20,587,318 and 54,828 respectively. The region reported 2,331 new cases in the review week, which is a 48.0% increase compared to the new cases recorded in the preceding week.
- **The total number of deaths reported reached 26,151, with 9 new deaths occurring during the week ending May 29, 2022.** The number of total recovered cases reached 1,025,612,¹ of which 1,294 were newly recovered cases during the review week. The total number of active cases in the region currently stands at 209,013, indicating an increase of 992 cases in the week. The weekly increase in the number of active cases in the region is mainly attributable to Ethiopia.
- **Ethiopia accounted for 34.9% of the total cases reported in the region since the start of the pandemic and 36.9% of the new cases reported in the region during the review week.** Comoros has recorded the lowest number of total cases in the region since the start of the pandemic at 8,100, of which 97.9% are reported to have recovered.
- **The average case fatality rate (CFR)² for the East Africa region, based on cumulative total cases and deaths as of May 29, 2022, stands at 1.9%.** The highest CFR in the region was reported in Sudan at 7.9% and the lowest in Seychelles at 0.4%.

¹ Sudan and Tanzania are not releasing data on recovered cases.

² Burundi has not published new data on deaths since 6 January 21, hence is excluded from the CFR comparison.

Summary of COVID-19 tracking in East Africa: Situation for the week ending 29 May 2022

	Date of first case	Cases				Deaths				Recovered				Active				Test	
		Total cases	New cases for the week of	New cases for the week of	Weekly change	Total deaths	New deaths for the week of	New deaths for the week of	Weekly change from Previous week	Total Recovered	New recovered for the week of	New recovered for the week of	Weekly change from Previous week	Active cases	New active for the week of	New active for the week of	Weekly change from Previous week	Total tests	Tests Per million People
		29 May	22 May	22 May	22 May	29 May	22 May	22 May	22 May	29 May	22 May	22 May	22 May	29 May	22 May	22 May	22 May	29 May	29 May
East Africa	13-Mar-20	1,352,600	2,331	1,575	756	26,151	9	5	4	1,025,612	1,294	945	349	209,013	992	576	416	20,587,318	54,828
Burundi	31-Mar-20	41,987	381	371	10	38	0	0	0	2,024	381	371	10	39,925	0	0	0	1,553,040	130,609
Comoros	2-May-20	8,100	0	0	0	160	0	0	0	7,933	0	0	0	7	0	0	0	100,289	115,328
Djibouti	18-Mar-20	15,675	0	44	-44	189	0	0	0	15,471	0	44	-44	15	0	0	0	307,578	311,314
Eritrea	21-Mar-20	9,757	3	9	-6	103	0	0	0	9,647	7	8	-1	7	4	1	-5	23,693	6,681
Ethiopia	13-Mar-20	472,232	859	424	435	7,513	1	2	-1	455,935	125	53	72	8,784	733	369	364	4,904,442	42,661
Kenya	13-Mar-20	324,768	526	216	310	5,651	0	2	-2	318,461	185	134	51	656	341	80	261	3,665,176	68,162
Rwanda	14-Mar-20	130,026	48	68	-20	1,459	0	0	0	45,529	7	0	7	83,038	41	68	-27	5,422,450	418,650
Seychelles	15-Mar-20	43,959	230	342	-112	167	0	0	0	43,420	380	335	45	372	-150	7	-157	21,504	218,654
Somalia	16-Mar-20	26,535	14	3	11	1,350	0	0	0	13,182	0	0	0	12,003	14	3	11	493,663	31,061
South Sudan	5-Apr-20	17,590	17	48	-31	138	0	0	0	13,514	0	0	0	3,938	17	48	-31	395,064	35,293
Sudan	13-Mar-20	62,251	40	50	-10	4,941	4	1	3	---	---	---	---	---	---	---	---	562,941	12,838
Tanzania	16-Mar-20	35,354	0	0	0	840	0	0	0	---	---	---	---	---	---	---	---	455,776	7,630
Uganda	21-Mar-20	164,366	213	0	213	3,602	4	0	4	100,496	209	0	209	60,268	0	0	0	2,681,702	58,628



.....: 7-day moving average

North Africa

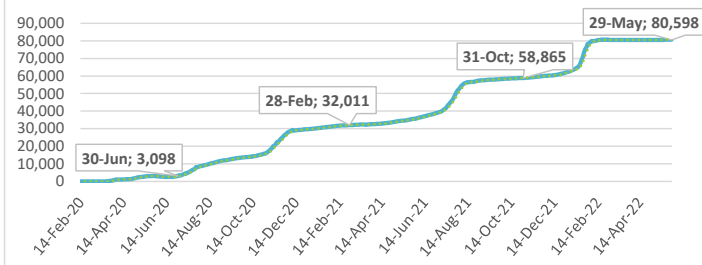
Highlights of the Covid-19 Situation in North Africa for the Week Ending May 29, 2022

- **As of Sunday, May 29, 2022, the cumulative total cases reported in the North Africa region reached 3,552,884, since the start of the pandemic.** The total number of Covid-19 tests conducted and tests per 1 million people, in the region, stand at 25,991,937 and 125,908 respectively. The region reported 1,989 new cases in the review week, which is a 19.2% increase compared to the preceding week.
- **The cumulative total deaths reported for the region reached 83,608, of which 5 were new deaths during the week ending May 29, 2022.** The cumulative total number of recovered cases since the start of the pandemic reached 3,316,775, of which 1,450 were newly recovered cases during the review week. The cumulative total of active cases stands at 152,501, indicating an increase of 534 cases during the week. The weekly increase in the number of active cases in the region is mainly attributable to Morocco.
- **Morocco accounted for 32.9% of the total cases reported in the region since the start of the pandemic and 63.7% of the new cases in the region during the week.** The lowest number of total cases in the region, since the start of the pandemic, was recorded in Mauritania at 59,123, of which 97.9% are reported to have recovered.
- **The average case fatality rate (CFR) based on cumulative total cases and deaths as of May 29, 2022, for the region, stands at 2.4%.** The highest CFR in the region was recorded in Egypt at 4.8% and the lowest in Libya at 1.3%.

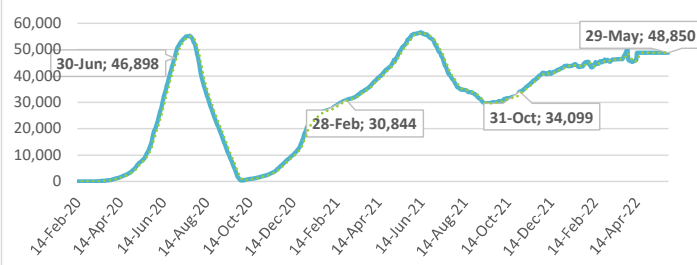
Summary of COVID-19 tracking in North Africa: Situation for the week ending 29 May 2022

	Date of first case	Cases				Deaths				Recovered				Active				Test	
		Total cases	New cases for the week of	New cases for the week of	Weekly change	Total deaths	New deaths for the week of	New deaths for the week of	Weekly change from Previous week	Total Recovered	New recovered for the week of	New recovered for the week of	Weekly change from Previous week	Active cases	New active for the week of	New active for the week of	Weekly change from Previous week	Total tests	Tests Per million People
			29 May.	22 May.			29 May.	22 May.			29 May.	22 May.			29 May.	22 May.			
North Africa	14-Feb-20	3,552,884	1,989	1,668	321	83,608	5	57	-52	3,316,775	1,450	1,096	354	152,501	534	515	19	25,991,937	125,908
Algeria	26-Feb-20	265,873	19	36	-17	6,875	0	0	0	178,400	14	12	2	80,598	5	24	-19	230,861	5,265
Egypt	14-Feb-20	515,645	0	0	0	24,613	0	0	0	442,182	0	0	0	48,850	0	0	0	6,122,287	59,826
Libya	25-Mar-20	501,987	33	35	-2	6,430	0	0	0	491,056	33	35	-2	4,501	0	0	0	2,581,124	375,639
Mauritania	14-Mar-20	59,123	98	172	-74	982	0	0	0	57,890	114	64	50	251	-16	108	-124	831,093	178,743
Morocco	5-Mar-20	1,167,894	1,266	833	433	16,076	1	4	-3	1,150,307	706	547	159	1,511	559	282	277	11,607,598	314,479
Tunisia	5-Mar-20	1,042,362	573	592	-19	28,632	4	53	-49	996,940	583	438	145	16,790	-14	101	-115	4,618,974	390,822

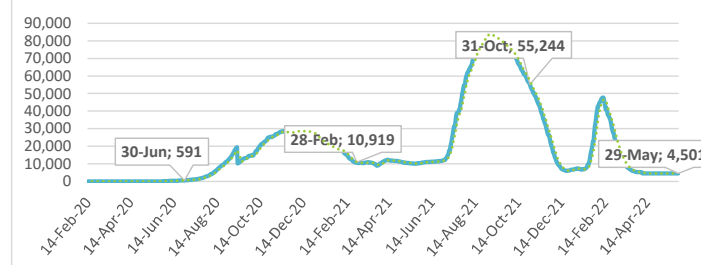
Algeria: Total Active Cases



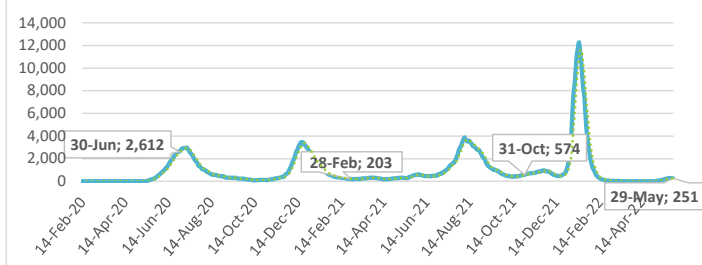
Egypt: Total Active Cases



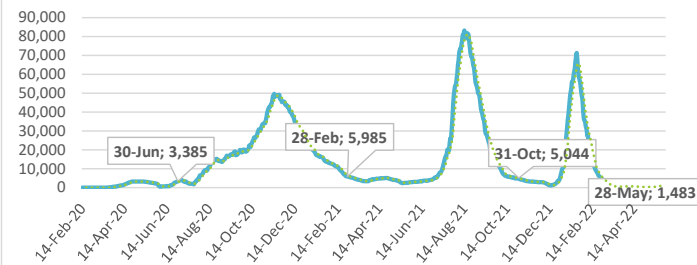
Libya: Total Active Cases



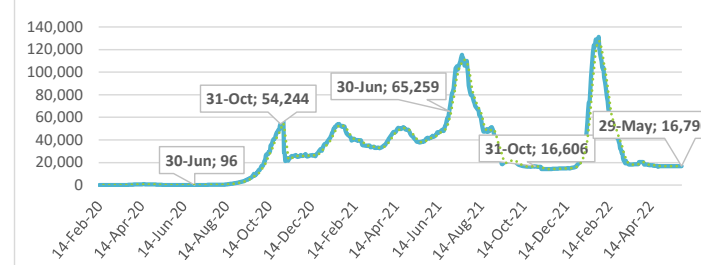
Mauritania: Total Active Cases



Morocco: Total Active Cases



Tunisia: Total Active Cases



.....: 7-day moving average

Southern Africa

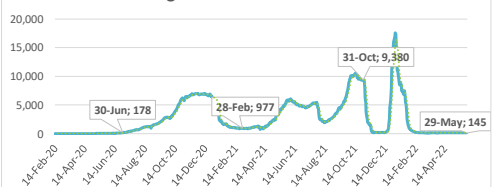
Highlights of the Covid-19 Situation in Southern Africa for the Week Ending May 29, 2022

- **As of Sunday, May 29, 2022, the number of total cases in the Southern Africa region reached 5,625,397.** The total number of Covid-19 tests conducted and tests per 1 million people, in the Southern region, stand at 40,085,978 and 188,035 respectively. The region reported 28,164 new cases in the review week, which is a 38.5% decline compared to the preceding week.
- **The total number of deaths reported reached 128,672, of which 234 were new deaths during the week.** The total number of recovered cases reached 5,427,335, of which 38,069 were newly recovered cases during the review week. The total number of active cases stands at 69,390, indicating a decline of 10,139 cases in the review week, which is mainly attributable to South Africa.
- **As of May 29, 2022, South Africa accounted for 70.3% of the total cases reported in the region since the start of the pandemic and 85.6% of the new cases in the region during the week.** The lowest number of total cases in the region, since the start of the pandemic, was recorded in São Tomé & Príncipe at 5,982 of which 98.6% are reported to have recovered.
- **The average case fatality rate (CFR) for the Southern region, based on cumulative total cases and deaths as of May 29, 2022, stands at 2.3%.** The highest CFR in the region was reported in Malawi at 3.1% and the lowest in Botswana at 0.9%.

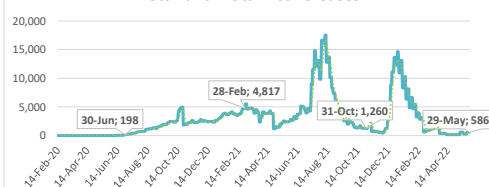
Summary of COVID-19 tracking in Southern Africa: Situation for the week ending 29 May 2022

	Date of first case	Cases				Deaths				Recovered				Active				Test	
		Total cases	New cases for the week of	New cases for the week of	Weekly change	Total deaths	New deaths for the week of	New deaths for the week of	Weekly change from Previous week	Total Recovered	New recovered for the week of	New recovered for the week of	Weekly change from Previous week	Active cases	New active for the week of	New active for the week of	Weekly change from Previous week	Total tests	Tests Per million People
		29 May.	22 May.	22 May.	22 May.	29 May.	22 May.	22 May.	22 May.	29 May.	22 May.	22 May.	22 May.	29 May.	22 May.	22 May.	22 May.	29 May.	29 May.
Southern Africa	5-Mar-20	5,625,397	28,164	45,791	-17,627	128,672	234	201	33	5,427,335	38,069	64,941	-26,872	69,390	-10,139	-19,351	9,212	40,085,978	188,035
Angola	27-Mar-20	99,527	240	0	240	1,900	0	0	0	97,482	240	0	240	145	0	0	0	1,499,795	45,633
Botswana	16-Mar-20	307,126	512	290	222	2,695	3	2	1	303,845	226	593	-367	586	283	-305	588	2,285,160	971,736
Eswatini	14-Mar-20	72,397	247	445	-198	1,407	3	1	2	70,740	441	619	-178	250	-197	-175	-22	1,027,004	885,223
Lesotho	13-May-20	32,910	0	0	0	697	0	0	0	24,155	0	0	0	8,058	0	0	0	450,939	210,498
Madagascar	20-Mar-20	64,377	63	38	25	1,395	2	0	2	59,370	0	0	0	3,612	61	38	23	444,668	16,058
Malawi	2-Apr-20	85,973	44	41	3	2,640	2	2	0	82,860	61	90	-29	473	-19	-51	32	583,336	30,493
Mauritius	18-Mar-20	38,040	71	85	-14	996	0	0	0	36,373	84	106	-22	671	-13	-21	8	359,627	282,777
Mozambique	27-Mar-20	225,706	129	79	50	2,203	2	0	2	223,332	53	89	-36	171	74	-10	84	1,326,939	42,455
Namibia	14-Mar-20	165,797	947	4,776	-3,829	4,035	3	4	-1	158,765	950	4,153	-3,203	2,997	-6	619	-625	1,035,270	407,441
São Tomé & Príncipe	6-Apr-20	5,982	9	3	6	73	0	0	0	5,900	3	6	-3	9	6	-3	9	41,381	188,817
South Africa	5-Mar-20	3,953,967	24,095	38,079	-13,984	101,146	213	178	35	3,803,725	34,774	58,255	-23,481	49,096	-10,892	-20,354	9,462	25,231,997	425,435
Zambia	18-Mar-20	321,503	357	519	-162	3,985	0	2	-2	316,872	354	442	-88	646	3	75	-72	3,475,475	189,049
Zimbabwe	25-Mar-20	252,092	1,450	1,436	14	5,500	6	12	-6	243,916	883	588	295	2,676	561	836	-275	2,324,387	156,388

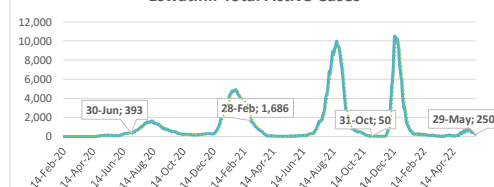
Angola: Total Active Cases



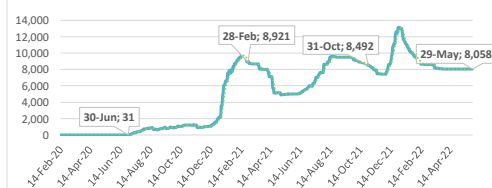
Botswana: Total Active Cases



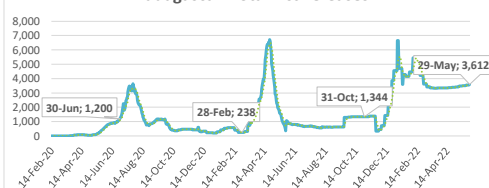
Eswatini: Total Active Cases



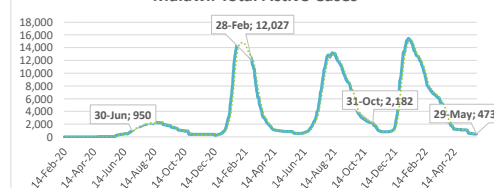
Lesotho: Total Active Cases



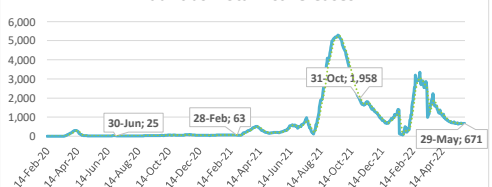
Madagascar: Total Active Cases



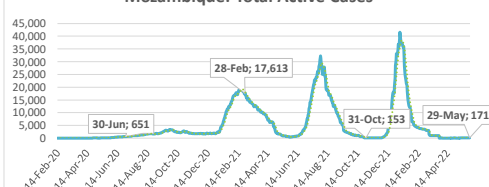
Malawi: Total Active Cases



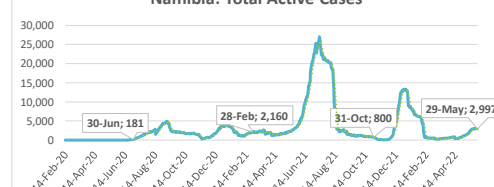
Mauritius: Total Active Cases



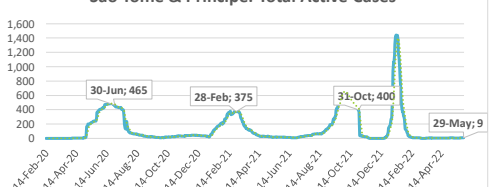
Mozambique: Total Active Cases



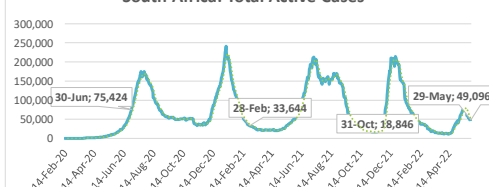
Namibia: Total Active Cases



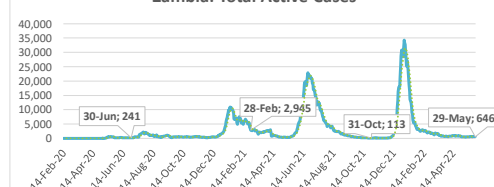
São Tomé & Príncipe: Total Active Cases



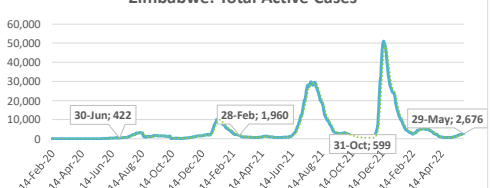
South Africa: Total Active Cases



Zambia: Total Active Cases



Zimbabwe: Total Active Cases



.....: 7-day moving average

West Africa

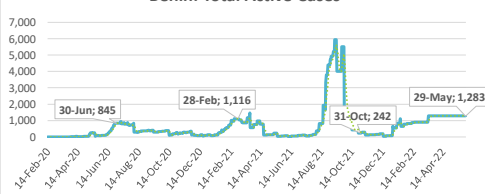
Highlights of the Covid-19 Situation in West Africa for the Week Ending May 29, 2022

- **As of Sunday, May 29, 2022, the cumulative number of Covid-19 cases in the West Africa region had reached 839,112.** The total number of Covid-19 tests conducted and tests per 1 million people, in the West Africa region, stand at 14,858,872 and 37,409 respectively. The region reported 508 new cases during the week, which is an 8.5% increase compared to the new cases reported in the preceding week.
- **The total number of deaths reported reached 11,015 with no new deaths reported during the review week.** The total number of recovered cases since the start of the pandemic reached 821,780, of which 325 were newly recovered cases during the review week. The total number of active cases stands at 6,317, indicating an increase of 183 cases in the week ending May 29, 2022. The weekly increase in the number of active cases in the region is mainly attributable to Cabo Verde, Nigeria and Côte d'Ivoire.
- **Nigeria accounted for 30.5% of the total cases reported in the region since the start of the pandemic, while Côte d'Ivoire accounted for 29.3% of the new cases in the region during the week.** The lowest number of total cases in the region, since the start of the pandemic, was recorded in Liberia at 7,455.
- **The average case fatality rate (CFR) based on cumulative total cases and deaths as of May 29, 2022, for the region, stands at 1.3%.** The highest CFR in the region was reported in Liberia at 3.9% and the lowest in Benin at 0.6%.

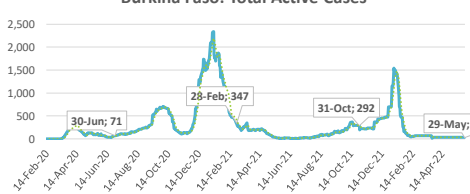
Summary of COVID-19 tracking in West Africa: Situation for the week ending 29 May 2022

	Date of first case	Cases				Deaths				Recovered				Active				Test	
		Total cases	New cases for the week of	New cases for the week of	Weekly change	Total deaths	New deaths for the week of	New deaths for the week of	Weekly change from Previous week	Total Recovered	New recovered for the week of	New recovered for the week of	Weekly change from Previous week	Active cases	New active for the week of	New active for the week of	Weekly change from Previous week	Total tests	Tests Per million People
			29 May	22 May			29 May	22 May			29 May	22 May			29 May	22 May			
West Africa	28-Feb-20	839,112	508	468	40	11,015	0	1	-1	821,780	325	474	-149	6,317	183	-7	190	14,858,872	37,409
Benin	16-Mar-20	26,952	0	0	0	163	0	0	0	25,506	0	0	0	1,283	0	0	0	604,310	49,847
Burkina Faso	9-Mar-20	20,899	0	0	0	384	0	0	0	20,483	0	0	0	32	0	0	0	324,773	15,537
Cabo Verde	20-Mar-20	56,290	118	57	61	401	0	0	0	55,733	64	53	11	156	54	4	50	484,051	870,616
Côte d'Ivoire	11-Mar-20	82,193	149	43	106	799	0	0	0	81,313	100	40	60	81	49	3	46	1,521,752	57,690
Gambia, The	18-Mar-20	12,002	3	0	3	365	0	0	0	11,591	0	0	0	46	3	0	3	155,686	64,422
Ghana	12-Mar-20	161,370	19	71	-52	1,445	0	0	0	159,881	16	77	-61	44	3	-6	9	2,447,976	78,782
Guinea	13-Mar-20	36,661	0	64	-64	442	0	0	0	36,177	0	64	-64	42	0	0	0	689,015	52,465
Guinea-Bissau	27-Mar-20	8,260	14	24	-10	171	0	0	0	8,033	4	19	-15	56	10	5	5	138,599	70,426
Liberia	16-Mar-20	7,455	0	4	-4	294	0	0	0	5,747	0	0	0	1,414	0	4	-4	139,824	27,646
Mali	25-Mar-20	31,096	40	52	-12	734	0	1	-1	30,207	46	72	-26	155	-6	-21	15	683,538	33,754
Niger	20-Mar-20	9,031	0	18	-18	310	0	0	0	8,628	0	49	-49	93	0	-31	31	254,538	10,515
Nigeria	28-Feb-20	256,028	91	78	13	3,143	0	0	0	250,036	40	53	-13	2,849	51	25	26	5,160,280	25,033
Senegal	2-Mar-20	86,108	35	34	1	1,966	0	0	0	84,120	34	27	7	22	1	-7	-6	1,093,024	65,279
Sierra Leone	31-Mar-20	7,682	0	0	0	125	0	0	0	7,557	0	0	0	0	0	0	0	420,995	52,776
Togo	6-Mar-20	37,085	39	23	16	273	0	0	0	36,768	21	20	1	44	18	3	15	740,511	89,447

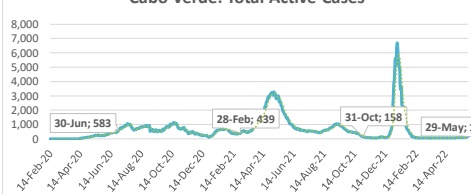
Benin: Total Active Cases



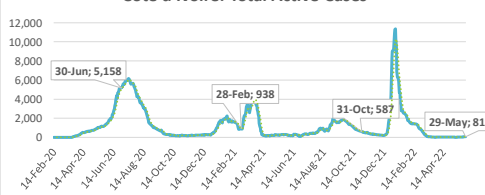
Burkina Faso: Total Active Cases



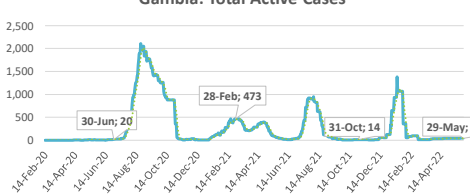
Cabo Verde: Total Active Cases



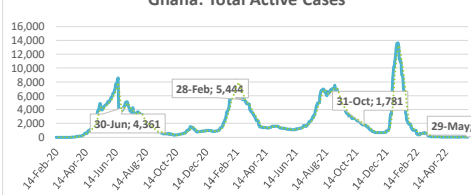
Côte d'Ivoire: Total Active Cases



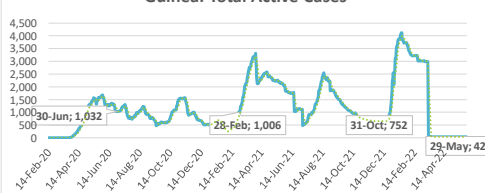
Gambia: Total Active Cases



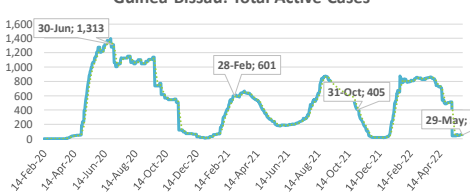
Ghana: Total Active Cases



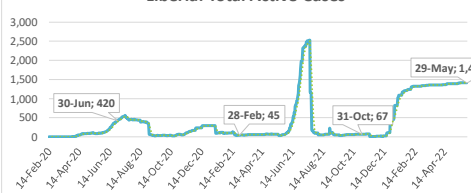
Guinea: Total Active Cases



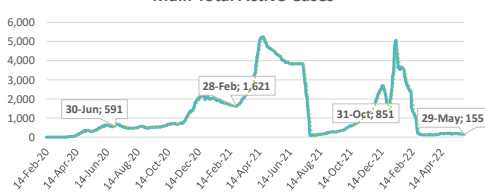
Guinea-Bissau: Total Active Cases



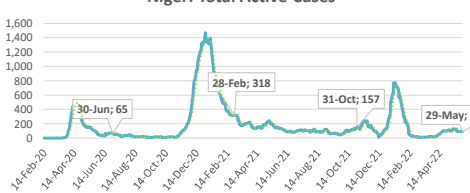
Liberia: Total Active Cases



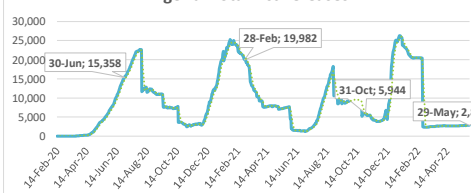
Mali: Total Active Cases



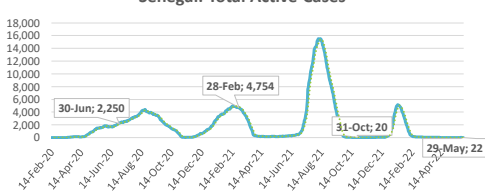
Niger: Total Active Cases



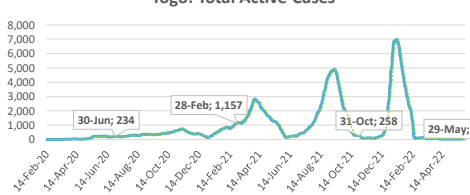
Nigeria: Total Active Cases



Senegal: Total Active Cases



Togo: Total Active Cases



.....: 7-day moving average