



AFRICAN DEVELOPMENT BANK GROUP

Weekly Data Flash on Covid-19 in Africa¹:

The situation as of Sunday, June 5, 2022

Statistics Department (ECST)

¹ This briefing note has been prepared by Roza Mamuye Bora, Principal Statistician; Anouar Chaouch, Senior Statistician; Soumaila Karambiri, Statistical Assistant; Regis Hauhouot Stephane, Statistical Assistant and Desire Lakpa Guy, Statistical Assistant; and Robert Maate, Chief Statistician under the supervision of Louis Kouakou, Ag Director, Statistics Department.

Contents

	Page
Highlights of the Covid-19 Situation in Africa as of June 5, 2022	1
Data Annexes: Africa	4
Highlights of the Covid-19 Situation in Central Africa as of June 5, 2022	6
Data Annexes: Central Africa	8
Highlights of the Covid-19 Situation in East Africa as of June 5, 2022	9
Data Annexes: East Africa	11
Highlights of the Covid-19 Situation in North Africa as of June 5, 2022	12
Data Annexes: North Africa	14
Highlights of the Covid-19 Situation in Southern Africa as of June 5, 2022	15
Data Annexes: Southern Africa	17
Highlights of the Covid-19 Situation in West Africa as of June 5, 2022	18
Data Annexes: West Africa	20

Highlights of the Covid-19 Situation in Africa for the Week Ending June 5, 2022

Vaccinations: Status Update

- In the week ending June 5, 2022, over 144.3 million new Covid-19 vaccinations were reported to have been administered globally, leading to a cumulative total of over 12 billion since the start of the program. In terms of the geographical distribution, China accounts for 29.4% of the total number of Covid-19 vaccinations administered to date, followed by India at 16.2% and the USA at 4.9%.
- The number of African countries with data on Covid-19 vaccinations stands at 51, of which only 11 released new data on the progress of the vaccination program this week. As of June 5, 2022, a cumulative total of 506,568,005¹ vaccinations had been administered in Africa, which represents 4.2% of total global vaccinations. Egypt accounts for 16.8% of the vaccinations carried out in Africa to date, followed by Morocco (10.8%), Nigeria (8.7%) and South Africa (7.2%). As of June 5, 2022, 17.4% of Africa's population had completed² a course of vaccination and 22.7% had received at least one dose of vaccine.

Covid-19 Testing in Africa

- As of Sunday, June 5, 2022, over 109.5 million tests for Covid-19 had been administered in Africa. Nine countries collectively account for 64.4% of all the tests conducted in Africa by June 5, 2022, namely, South Africa (23.2%), Morocco (10.7%), Egypt (5.6%), Rwanda (5.0%), Nigeria (4.7%), Ethiopia (4.5%), Tunisia (4.2%), Kenya (3.4%) and Zambia (3.2%).
- The average number of tests per 1 million people in Africa as of June 5, 2022, stands at 81,828. Mauritius is leading on this indicator with 1,008,450 tests per 1 million people, followed by Botswana (971,736), Eswatini (887,235), Cabo Verde (879,799), Gabon (717,935), South Africa (427,707) and Rwanda (420,369).

Confirmed, New and Active Global Covid-19 Cases

- Globally, the total number of confirmed Covid-19 cases since the start of the pandemic reached 531,944,636³, of which 94.5% have recovered. The majority cases (36.8%) occurred in Europe, followed by Asia (29.4%), North America (19.1%), South America (10.8%) and Africa (2.2%).

¹ The total vaccination figures indicate the total number of vaccines administered including both vaccinations completed and vaccines of at least one dose.

² Completed vaccination refers to population that have taken the minimum required doses of vaccination, depending on the type of vaccine.

³ Due to irregular reporting from countries and because not all cases are reported to health facilities, the total figure is believed to be underestimated globally.

- **The number of new cases reported globally in the review week amounted to 2,954,111,** indicating a 12.8% decline compared to the new cases recorded in the preceding week.
- **The cumulative total of global deaths due to Covid-19 reached 6,299,044, of which 11,297 were recorded in the week ending June 5, 2022.** This was 6.9% higher than the number of deaths recorded in the previous week. The number of global active cases decreased by 471,435 cases in the week under review, bringing the total, as of June 5, 2022, to 22,718,899.
- **Africa accounts for 2.2% of the total global cases, 4.0% of total global deaths due to Covid-19, 2.2% of global recovered cases and 2.1% of active cases as of June 5, 2022, as detailed below.**

Confirmed, New and Active Covid-19 Cases in Africa

- **As of June 5, 2022, the total number of confirmed cases in Africa reached 11,716,955,⁴** 65.6% of which were in six countries, namely South Africa (33.9%), Morocco (10.0%), Tunisia (8.9%), Egypt (4.4%), Libya (4.3%) and Ethiopia (4.1%). The five countries with the lowest number of reported cases since the start of the pandemic were São Tomé & Príncipe, Chad, Liberia, Sierra Leone and Comoros, with cases ranging between 5,991 in São Tomé & Príncipe and 8,100 in Comoros. These five countries collectively account for 0.3% of the confirmed cases in Africa. Considering population size, Seychelles, Botswana, Cabo Verde, Tunisia and Libya are the five countries with the highest number of confirmed cases per 100,000 people, with rates ranging from 44,359 in Seychelles to 7,120 in Libya.
- **In the week under review, a total of 29,262 new cases were reported in Africa,** which is 13.1% lower than new cases recorded in the previous week. These new cases in Africa account for 1.0% of the weekly new cases recorded globally. The Southern Africa region accounted for 67.3% of the weekly new cases in Africa, followed by East Africa (14.1%), North Africa (10.3%), Central Africa (4.3%) and West Africa (3.9%).
- **The number of active cases in Africa decreased by 12,473 in the week ending June 5, 2022, indicating a cumulative total of 474,453 active cases.** Currently, five countries collectively account for 65.3% of the active cases in Africa, namely Rwanda (17.5%), Algeria (17.0%), Uganda (12.7%), Egypt (10.3%) and the Democratic Republic of Congo (7.8%).
- **All the regions, except Southern Africa, recorded an increase in active cases, to varying degrees, during the review week.**

Deaths and the Case Fatality Rates in Africa

- **As of June 5, 2022, a total of 254,107 deaths had been reported in Africa since the start of the pandemic,** of which 50.7% were in Southern Africa, 32.9% in North Africa, 10.3% in East Africa, 4.3% in West Africa, and 1.7% in Central Africa. The five countries with the highest

⁴ Cameroon, Chad, Uganda, Madagascar and Gambia have not released new data for this week ending June 5, 2022. Central African Republic, Comoros, Djibouti, Tanzania, Egypt, Lesotho, Benin, Burkina Faso, Niger and Sierra Leone have not released new data for at least two consecutive weeks.

number of reported deaths due to Covid-19 since the start of the pandemic are South Africa, Tunisia, Egypt, Morocco and Ethiopia, ranging from 101,317 in South Africa to 7,515 in Ethiopia. A total of 215 new deaths were reported in Africa in the week under review, which is a 14.3% decline compared to the number recorded in the preceding week.

- **The case fatality rate (CFR), i.e. deaths per confirmed cases for Africa, stands at 2.2%, which is higher than the global CFR rate of 1.2%.** Regionally, West Africa has the lowest CFR at 1.3%, followed by Central Africa at 1.4%, East Africa at 1.9%, Southern Africa at 2.3% and North Africa at 2.4%. As of June 5, 2022, sixteen African countries recorded CFRs higher than the African average with the highest in Sudan at 7.9%, followed by Somalia (5.1%), Egypt (4.8%), Liberia (3.9%), Niger (3.4%), Malawi (3.1%), The Gambia (3.0%), Tunisia (2.7%), Mauritius (2.6%), South Africa (2.6%), Chad (2.6%), Algeria (2.6%), Namibia (2.4%), Mali (2.4%), Tanzania (2.4%) and Senegal (2.3%).

Recovery Rates in Africa

- **As of June 5, 2022, the cumulative total of recovered cases in Africa reached 10,896,449, representing 93.0% of its confirmed cases.⁵** Regionally, the recovery rates stand at 97.9% for West Africa, 96.8% for Southern Africa, 93.3% for North Africa, 82.7% for Central Africa and 75.7% for East Africa. In the week under review, a total of 41,398 newly recovered cases were reported in Africa.

⁵ Burundi has not been publishing new data on deaths since 6 January 21. Tanzania and Sudan are not currently reporting on recovered cases.

Status of Vaccinations Administered in Africa and Selected Global Countries for the Week Ending 5 June 2022

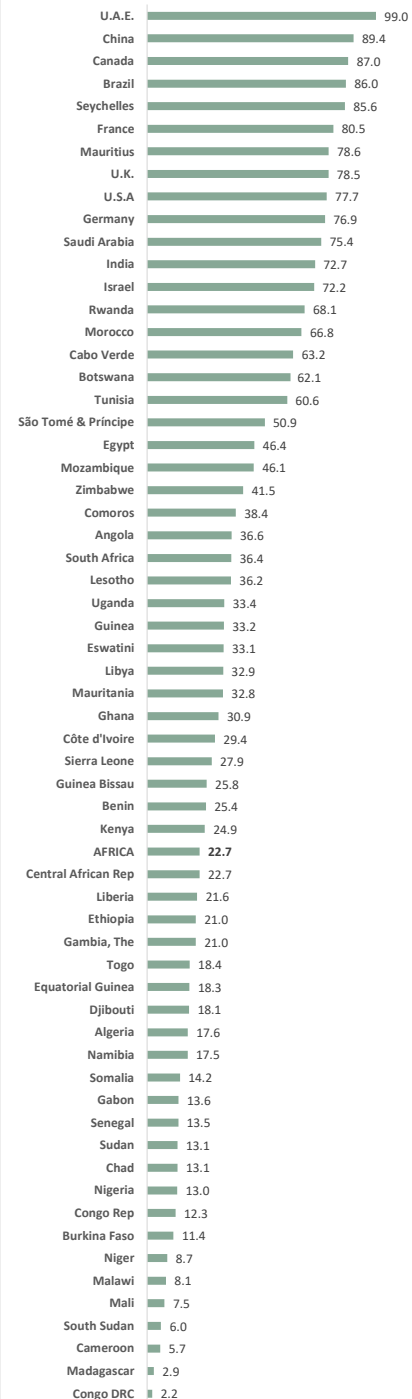
	Vaccinations					
	Total vaccinations	% of population vaccinated (at least one dose)	% of population vaccinated completed (2 doses)*	New vaccinations for the week of 5 June.	New vaccinations for the week of 29 May.	Weekly change
World	12,070,871,994	49.0	43.6	144,327,044	126,646,975	17,680,069
AFRICA	506,568,005	22.7	17.4	3,710,402	10,672,528	-6,962,126
Algeria	15,205,854	17.6	14.5	0	0	0
Angola	18,431,807	36.6	19.5	0	535,181	-535,181
Benin	3,619,590	25.4	21.1	0	286,140	-286,140
Botswana	2,330,589	62.1	56.5	0	410,589	-410,589
Burkina Faso	2,938,655	11.4	7.2	0	9,666	-9,666
Cabo Verde	762,486	63.2	54.7	0	4,127	-4,127
Cameroon	1,836,573	5.7	4.5	0	7,691	-7,691
Central African Rep	1,185,512	22.7	21.4	0	147,932	-147,932
Chad	2,352,921	13.1	12.4	0	5,753	-5,753
Comoros	642,520	38.4	33.9	0	200	-200
Congo DRC	2,431,360	2.2	1.4	0	1,414,052	-1,414,052
Congo Rep	830,379	12.3	11.5	0	0	0
Côte d'Ivoire	12,387,947	29.4	20.2	0	0	0
Djibouti	196,516	18.1	14.1	4,867	6,523	-1,656
Egypt	85,265,369	46.4	34.1	2,357,674	78,722	2,278,952
Equatorial Guinea	480,000	18.3	14.8	0	0	0
Eswatini	535,393	33.1	28.7	0	0	0
Ethiopia	29,373,478	21.0	18.1	0	0	0
Gabon	558,456	13.6	11.2	0	1,799	-1,799
Gambia, The	720,000	21.0	14.9	0	0	0
Ghana	16,122,862	30.9	20.6	0	1,250,688	-1,250,688
Guinea	6,127,699	33.2	18.6	0	15,956	-15,956
Guinea Bissau	562,620	25.8	17.0	0	0	0
Kenya	18,246,738	24.9	18.7	525	188,867	-188,342
Lesotho	933,825	36.2	33.7	0	0	0
Liberia	2,201,300	21.6	20.9	0	0	0
Libya	3,527,093	32.9	17.3	66,864	4,022	62,842
Madagascar	2,369,775	2.9	2.7	0	0	0
Malawi	2,166,402	8.1	6.3	0	0	0
Mali	2,115,108	7.5	5.5	0	121,143	-121,143
Mauritania	2,650,000	32.8	22.8	0	0	0
Mauritius	2,698,115	78.6	75.7	0	0	0
Morocco	54,668,746	66.8	62.7	73,714	66,528	7,186
Mozambique	31,616,078	46.1	43.2	0	0	0
Namibia	834,756	17.5	14.9	0	0	0
Niger	3,726,602	8.7	6.2	0	0	0
Nigeria	43,994,555	13.0	8.0	0	2,903,201	-2,903,201
Rwanda	21,917,222	68.1	64.7	0	1,775,553	-1,775,553
São Tomé & Príncipe	208,657	50.9	38.9	0	0	0
Senegal	2,523,856	13.5	6.1	0	54,357	-54,357
Seychelles	201,121	85.6	81.3	0	0	0
Sierra Leone	2,930,408	27.9	18.7	0	61,430	-61,430
Somalia	2,784,987	14.2	8.7	72,691	32,809	39,882
South Africa	36,238,288	36.4	31.4	222,544	271,216	-48,672
South Sudan	730,047	6.0	5.7	0	6,706	-6,706
Sudan	7,206,762	13.1	8.3	110,675	0	110,675
Togo	3,290,821	18.4	18.4	0	0	0
Tunisia	13,178,235	60.6	53.4	5,039	9,060	-4,021
Uganda	21,044,430	33.4	22.7	0	144,990	-144,990
Zambia	5,889,950	...	20.3	742,551	755,106	-12,555
Zimbabwe	11,775,542	41.5	30.1	53,258	102,521	-49,263
Americas						
Brazil	442,571,325	86.0	77.8	2,012,712	3,416,661	-1,403,949
Canada	85,736,071	87.0	82.5	267,595	261,988	5,607
U.S.A	587,866,188	77.7	66.5	1,313,538	2,228,134	-914,596
Asia						
China	3,548,122,909	89.4	87.0	105,810,083	43,309,524	62,500,559
India	1,952,148,948	72.7	64.1	10,820,340	12,354,471	-1,534,131
Europe						
France	144,639,226	80.5	78.2	227,149	116,891	110,258
Germany	180,183,603	76.9	76.9	232,359	228,096	4,263
Israel	18,157,990	72.2	66.1	3,616	4,566	-950
U.K.	143,205,621	78.5	73.3	128,866	183,038	-54,172
Middle East						
Saudi Arabia	65,955,925	75.4	70.7	293,589	328,958	-35,369
U.A.E.	24,922,054	99.0	97.2	26,601	41,346	-14,745

*: % of population vaccinated completed: Indicates the population that has taken the minimum required doses to complete vaccination depending on the type of vaccine

Total vaccinations



% of population vaccinated



Summary of COVID-19 tracking in Africa: Situation for the week ending 5 June 2022																			
	Date of first case	Cases				Deaths				Recovered				Active				Test	
		Total cases	New cases for the week of	New cases for the week of	Weekly change from Previous week	Total deaths	New deaths for the week of	New deaths for the week of	Weekly change from Previous week	Total Recovered	New recovered for the week of	New recovered for the week of	Weekly change from Previous week	Active cases	New active for the week of	New active for the week of	Weekly change from Previous week	Total tests	Tests Per million People
			5 June	29 May	5 June		29 May	5 June	29 May		5 June	29 May							
World	31-Dec-19	531,944,636	2,954,111	3,387,103	-432,992	6,299,044	11,297	10,565	732	502,926,693	3,414,249	4,096,103	-681,854	22,718,899	-471,435	-719,565	248,130	6,463,754,773	829,239
Africa	14-Feb-20	11,716,955	29,262	33,654	-4,392	254,107	215	251	-36	10,896,449	41,398	41,098	300	474,453	-12,473	-7,731	-4,742	109,553,147	81,828
Central Africa	6-Mar-20	318,931	1,266	577	689	4,446	0	3	-3	263,648	9	0	9	50,837	1,257	574	683	6,379,551	43,544
East Africa	13-Mar-20	1,356,847	4,140	2,438	1,702	26,154	3	9	-6	1,026,733	1,128	1,287	-159	212,014	2,887	1,106	1,781	20,691,321	55,105
North Africa	14-Feb-20	3,555,823	3,022	1,956	1,066	83,621	13	5	8	3,318,832	2,140	1,417	723	153,370	869	534	335	26,236,189	127,091
Southern Africa	5-Mar-20	5,645,105	19,697	28,175	-8,478	128,868	196	234	-38	5,464,844	37,509	38,069	-560	51,393	-18,008	-10,128	-7,880	41,312,713	193,789
West Africa	28-Feb-20	840,249	1,137	508	629	11,018	3	0	3	822,392	612	325	287	6,839	522	183	339	14,933,373	37,596



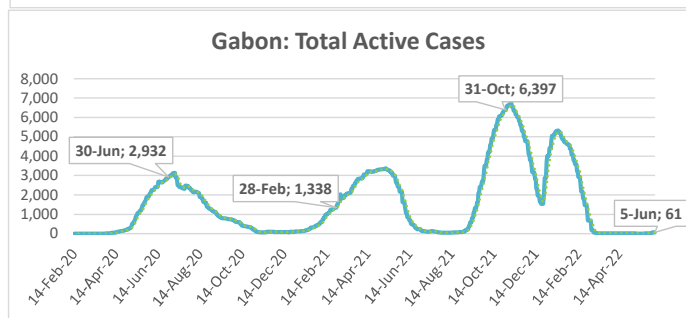
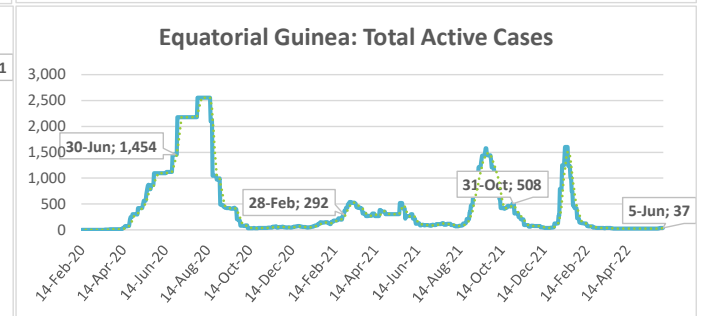
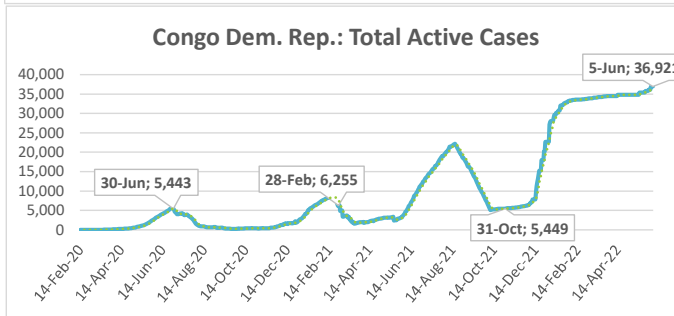
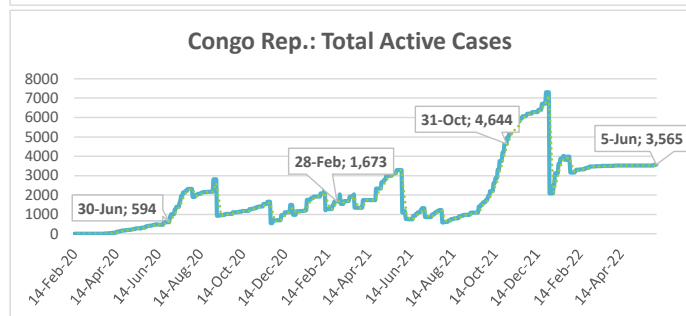
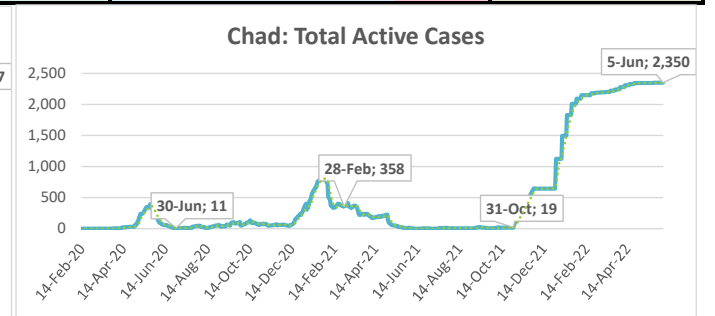
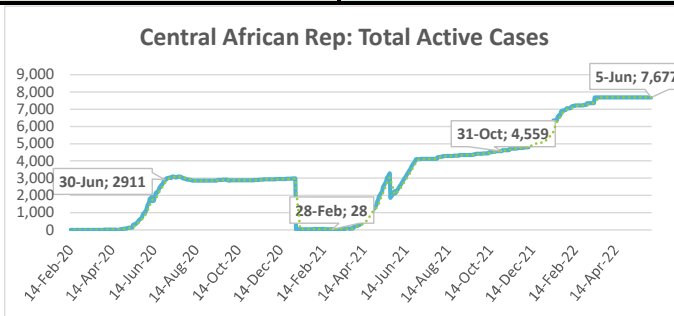
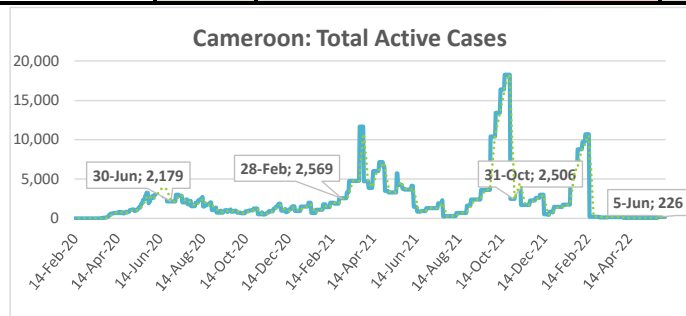
Central Africa

Highlights of the Covid-19 Situation in Central Africa for the Week Ending June 5, 2022

- **As of June 5, 2022, the number of reported total cases in the Central Africa region reached 318,931.** The total number of Covid-19 tests conducted and tests per 1 million people in the region, stood at 6,379,551 and 43,544 respectively. The region reported 1,266 new cases during the week, which was more than double the new cases recorded in the previous week.
- **The total number of deaths reported since the start of the pandemic reached 4,446,** with no new deaths reported during the review week. The number of total recovered cases was 263,648, with 9 newly recovered cases reported during the week. The total number of active cases stands at 50,837, indicating an increase of 1,257 cases during the review week, which is mainly attributable to the Democratic Republic of Congo.
- **Cameroon accounted for 37.6% of the total cases reported in the region since the start of the pandemic, while the Democratic Republic of Congo accounted for 91.1% of the new cases reported during the week.** Chad has recorded the lowest number of total cases in the region since the start of the pandemic, at 7,417.
- **The average case fatality rate (CFR) based on cumulative total cases and deaths as of June 5, 2022, for the region, stands at 1.4%.** The highest CFR in the region was reported in Chad at 2.6% and the lowest in Gabon at 0.6%.

Summary of COVID-19 tracking in Central Africa: Situation for the week ending 5 June 2022

	Date of first case	Cases				Deaths				Recovered				Active				Test	
		Total cases	New cases for the week of	New cases for the week of	Weekly change	Total deaths	New deaths for the week of	New deaths for the week of	Weekly change from Previous week	Total Recovered	New recovered for the week of	New recovered for the week of	Weekly change from Previous week	Active cases	New active for the week of	New active for the week of	Weekly change from Previous week	Total tests	Tests Per million People
			5 June.	29 May.			5 June.	29 May.			5 June.	29 May.			5 June.	29 May.			
Central Africa	6-Mar-20	318,931	1,266	577	689	4,446	0	3	-3	263,648	9	0	9	50,837	1,257	574	683	6,379,551	43,544
Cameroon	6-Mar-20	119,947	0	167	-167	1,930	0	3	-3	117,791	0	0	0	226	0	164	-164	2,717,815	102,382
Central African Rep.	15-Mar-20	14,649	0	0	0	113	0	0	0	6,859	0	0	0	7,677	0	0	0	92,744	19,203
Chad	19-Mar-20	7,417	0	2	-2	193	0	0	0	4,874	0	0	0	2,350	0	2	-2	216,895	13,204
Congo Rep.	15-Mar-20	24,128	49	0	49	385	0	0	0	20,178	0	0	0	3,565	49	0	49	395,040	71,590
Congo Dem. Rep.	10-Mar-20	89,189	1,153	403	750	1,338	0	0	0	50,930	0	0	0	36,921	1,153	403	750	1,031,020	11,512
Equatorial Guinea	14-Mar-20	15,924	9	5	4	183	0	0	0	15,704	0	0	0	37	9	5	4	328,104	233,861
Gabon	12-Mar-20	47,677	55	0	55	304	0	0	0	47,312	9	0	9	61	46	0	46	1,597,933	717,935



.....: 7-day moving average

East Africa

Highlights of the Covid-19 Situation in East Africa for the Week Ending June 5, 2022

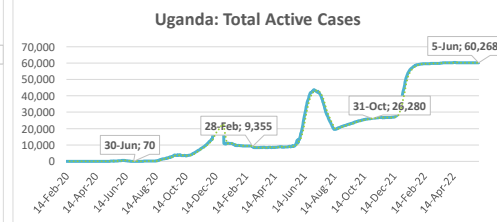
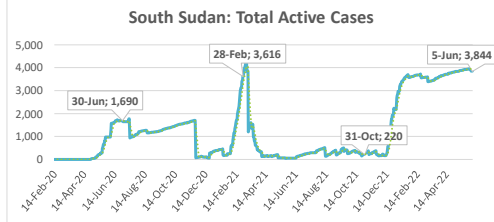
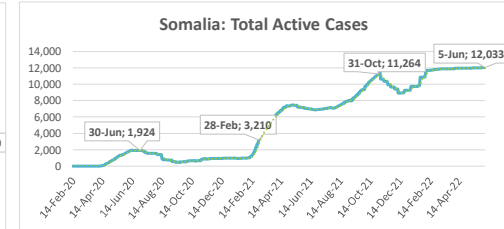
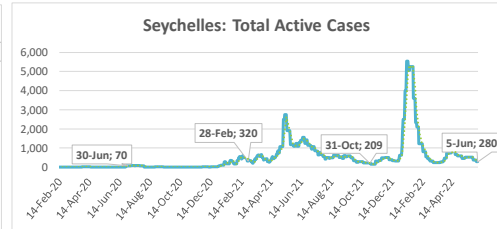
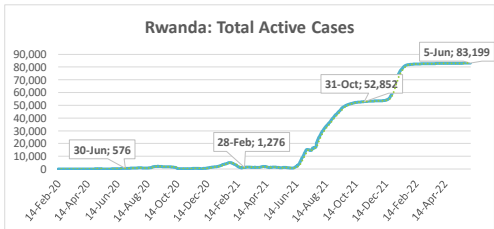
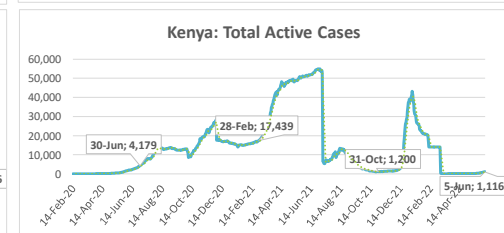
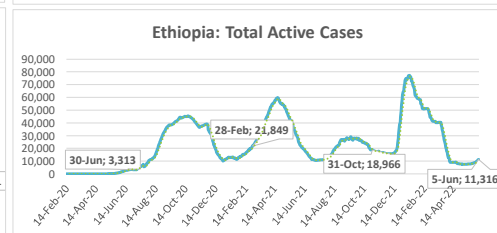
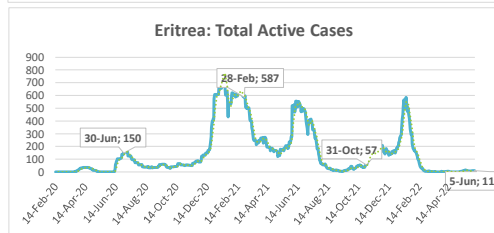
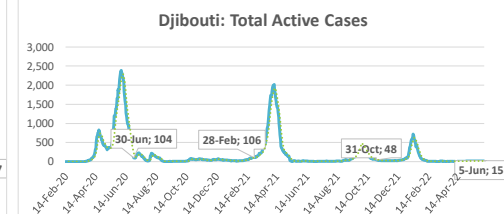
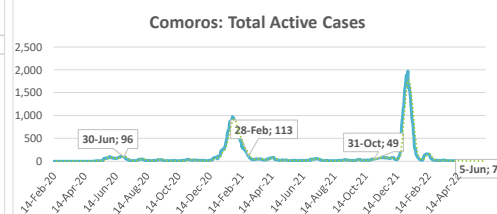
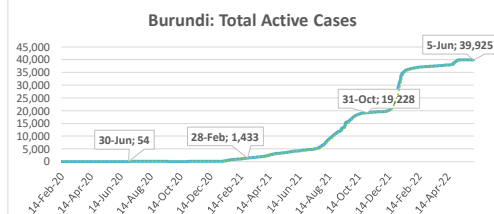
- **As of Sunday, June 5, 2022, the cumulative number of total cases in the East Africa region since the start of the pandemic reached 1,356,847.** The total number of Covid-19 tests conducted and tests per 1 million people, in the region, stand at 20,691,321 and 55,105 respectively. The region reported 4,140 new cases in the review week, which is a 69.8% increase compared to the new cases recorded in the preceding week.
- **The total number of deaths reported reached 26,154, with 3 new deaths occurring during the week ending June 5, 2022.** The number of total recovered cases reached 1,026,733,¹ of which 1,128 were newly recovered cases during the review week. The total number of active cases in the region currently stands at 212,014, indicating an increase of 2,887 cases in the week. The weekly increase in the number of active cases in the region is mainly attributable to Ethiopia.
- **Ethiopia accounted for 35.0% of the total cases reported in the region since the start of the pandemic and 64.4% of the new cases reported in the region during the review week.** Comoros has recorded the lowest number of total cases in the region since the start of the pandemic at 8,100, of which 97.9% are reported to have recovered.
- **The average case fatality rate (CFR)² for the East Africa region, based on cumulative total cases and deaths as of June 5, 2022, stands at 1.9%.** The highest CFR in the region was reported in Sudan at 7.9% and the lowest in Seychelles at 0.4%.

¹ Sudan and Tanzania are not releasing data on recovered cases.

² Burundi has not published new data on deaths since 6 January 21, hence is excluded from the CFR comparison.

Summary of COVID-19 tracking in East Africa: Situation for the week ending 5 June 2022

	Date of first case	Cases				Deaths				Recovered				Active				Test	
		Total cases	New cases for the week of	New cases for the week of	Weekly change	Total deaths	New deaths for the week of	New deaths for the week of	Weekly change from Previous week	Total Recovered	New recovered for the week of	New recovered for the week of	Weekly change from Previous week	Active cases	New active for the week of	New active for the week of	Weekly change from Previous week	Total tests	Tests Per million People
		5 June.	29 May.	29 May.	29 May.	5 June.	29 May.	29 May.	29 May.	5 June.	29 May.	29 May.	29 May.	5 June.	29 May.	29 May.	29 May.	5 June.	5 June.
East Africa	13-Mar-20	1,356,847	4,140	2,438	1,702	26,154	3	9	-6	1,026,733	1,128	1,287	-159	212,014	2,887	1,106	1,781	20,691,321	55,105
Burundi	31-Mar-20	42,129	142	381	-239	38	0	0	0	2,166	142	381	-239	39,925	0	0	0	1,584,378	133,244
Comoros	2-May-20	8,100	0	0	0	160	0	0	0	7,933	0	0	0	7	0	0	0	100,289	115,328
Djibouti	18-Mar-20	15,675	0	0	0	189	0	0	0	15,471	0	0	0	15	0	0	0	309,732	313,494
Eritrea	21-Mar-20	9,767	10	3	7	103	0	0	0	9,653	6	7	-1	11	4	-4	8	23,693	6,681
Ethiopia	13-Mar-20	475,012	2,666	973	1,693	7,515	2	1	-1	456,181	246	125	121	11,316	2,418	847	1,571	4,936,794	42,942
Kenya	13-Mar-20	325,554	786	526	260	5,651	0	0	0	318,787	326	185	141	1,116	460	341	119	3,674,528	68,336
Rwanda	14-Mar-20	130,180	161	41	120	1,459	0	0	0	45,522	0	0	0	83,199	161	41	120	5,444,713	420,369
Seychelles	15-Mar-20	44,145	186	230	-44	167	0	0	0	43,698	278	380	-102	280	-92	-150	58	21,504	218,654
Somalia	16-Mar-20	26,565	30	14	16	1,350	0	0	0	13,182	0	0	0	12,033	30	14	16	493,663	31,061
South Sudan	5-Apr-20	17,626	36	17	19	138	0	0	0	13,644	130	0	130	3,844	94	17	-111	401,608	35,878
Sudan	13-Mar-20	62,374	123	40	83	4,942	1	4	-3	---	---	---	---	---	---	---	---	562,941	12,838
Tanzania	16-Mar-20	35,354	0	0	0	840	0	0	0	---	---	---	---	---	---	---	---	455,776	7,630
Uganda	21-Mar-20	164,366	0	213	-213	3,602	0	4	-4	100,496	0	209	-209	60,268	0	0	0	2,681,702	58,628



.....: 7-day moving average

North Africa

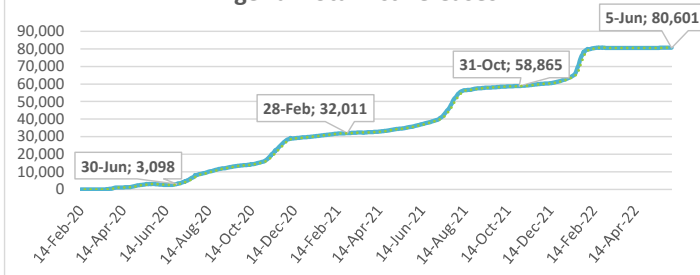
Highlights of the Covid-19 Situation in North Africa for the Week Ending June 5, 2022

- **As of Sunday, June 5, 2022, the cumulative total cases reported in the North Africa region reached 3,555,823, since the start of the pandemic.** The total number of Covid-19 tests conducted and tests per 1 million people, in the region, stand at 26,236,189 and 127,091 respectively. The region reported 3,022 new cases in the review week, which is a 54.5% increase compared to the preceding week.
- **The cumulative total deaths reported for the region reached 83,621, of which 13 were new deaths during the week ending June 5, 2022.** The cumulative total number of recovered cases since the start of the pandemic reached 3,318,832, of which 2,140 were newly recovered cases during the review week. The cumulative total of active cases stands at 153,370, indicating an increase of 869 cases during the week. The weekly increase in the number of active cases in the region is mainly attributable to Morocco.
- **Morocco accounted for 32.9% of the total cases reported in the region since the start of the pandemic and 76.1% of the new cases in the region during the week.** The lowest number of total cases in the region, since the start of the pandemic, was recorded in Mauritania at 59,199, of which 98.1% are reported to have recovered.
- **The average case fatality rate (CFR) based on cumulative total cases and deaths as of June 5, 2022, for the region, stands at 2.4%.** The highest CFR in the region was recorded in Egypt at 4.8% and the lowest in Libya at 1.3%.

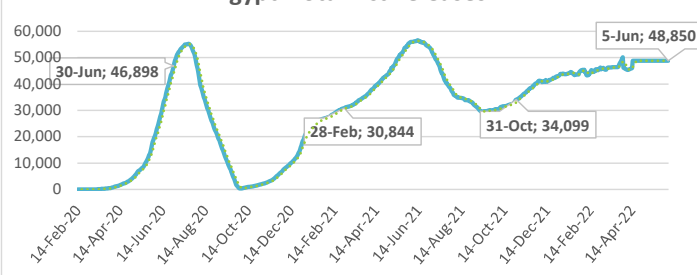
Summary of COVID-19 tracking in North Africa: Situation for the week ending 5 June 2022

	Date of first case	Cases				Deaths				Recovered				Active				Test	
		Total cases	New cases for the week of	New cases for the week of	Weekly change	Total deaths	New deaths for the week of	New deaths for the week of	Weekly change from Previous week	Total Recovered	New recovered for the week of	New recovered for the week of	Weekly change from Previous week	Active cases	New active for the week of	New active for the week of	Weekly change from Previous week	Total tests	Tests Per million People
			5 June.	29 May.			5 June.	29 May.			5 June.	29 May.			5 June.	29 May.			
North Africa	14-Feb-20	3,555,823	3,022	1,956	1,066	83,621	13	5	8	3,318,832	2,140	1,417	723	153,370	869	534	335	26,236,189	127,091
Algeria	26-Feb-20	265,897	24	19	5	6,875	0	0	0	178,421	21	14	7	80,601	3	5	-2	230,861	5,265
Egypt	14-Feb-20	515,645	0	0	0	24,613	0	0	0	442,182	0	0	0	48,850	0	0	0	6,122,287	59,826
Libya	25-Mar-20	502,016	112	0	112	6,430	0	0	0	490,973	0	0	0	4,613	112	0	112	2,581,124	375,639
Mauritania	14-Mar-20	59,199	76	98	-22	982	0	0	0	58,065	175	114	61	152	-99	-16	-83	984,684	211,776
Morocco	5-Mar-20	1,170,194	2,300	1,266	1,034	16,080	4	1	3	1,151,589	1,282	706	576	2,525	1,014	559	455	11,684,779	316,570
Tunisia	5-Mar-20	1,042,872	510	573	-63	28,641	9	4	5	997,602	662	583	79	16,629	-161	-14	-147	4,632,454	391,962

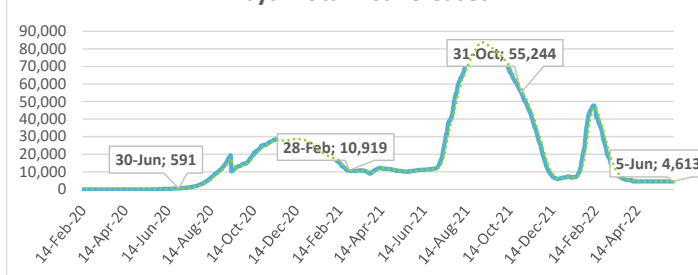
Algeria: Total Active Cases



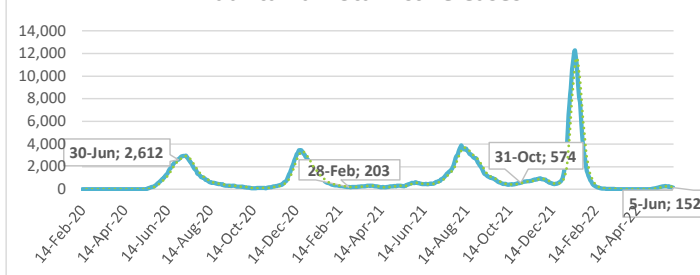
Egypt: Total Active Cases



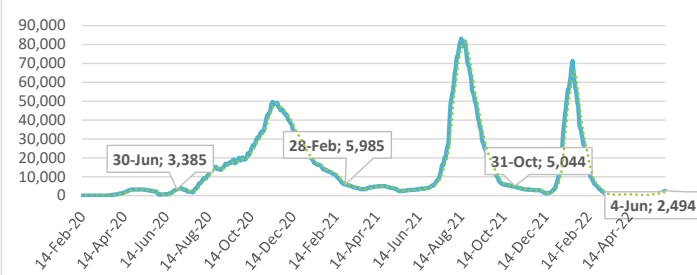
Libya: Total Active Cases



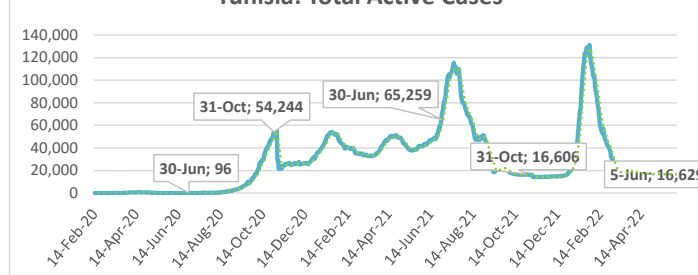
Mauritania: Total Active Cases



Morocco: Total Active Cases



Tunisia: Total Active Cases



.....: 7-day moving average

Southern Africa

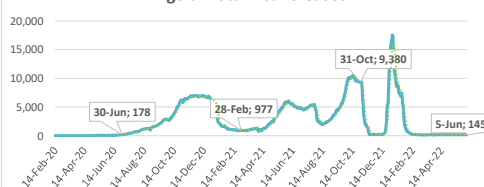
Highlights of the Covid-19 Situation in Southern Africa for the Week Ending June 5, 2022

- **As of Sunday, June 5, 2022, the number of cumulative total cases in the Southern Africa region reached 5,645,105.** The total number of Covid-19 tests conducted and tests per 1 million people, in the Southern region, stand at 41,312,713 and 193,789 respectively. The region reported 19,697 new cases in the review week, which is a 30.1% decline compared to the preceding week.
- **The total number of deaths reported reached 128,868, of which 196 were new deaths during the week.** The total number of recovered cases reached 5,464,844, of which 37,509 were newly recovered cases during the review week. The total number of active cases stands at 51,393, indicating a decline of 18,008 cases in the review week, which is mainly attributable to South Africa.
- **As of June 5, 2022, South Africa accounted for 70.3% of the total cases reported in the region since the start of the pandemic and 72.3% of the new cases in the region during the week.** The lowest number of total cases in the region, since the start of the pandemic, was recorded in São Tomé & Príncipe at 5,991 of which 98.6% are reported to have recovered.
- **The average case fatality rate (CFR) for the Southern region, based on cumulative total cases and deaths as of June 5, 2022, stands at 2.3%.** The highest CFR in the region was reported in Malawi at 3.1% and the lowest in Botswana at 0.9%.

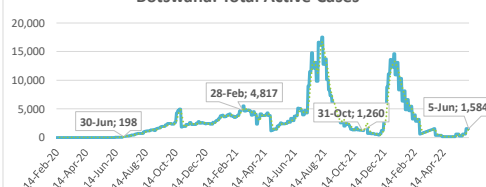
Summary of COVID-19 tracking in Southern Africa: Situation for the week ending 5 June 2022

	Date of first case	Cases				Deaths				Recovered				Active				Test	
		Total cases	New cases for the week of	New cases for the week of	Weekly change	Total deaths	New deaths for the week of	New deaths for the week of	Weekly change from Previous week	Total Recovered	New recovered for the week of	New recovered for the week of	Weekly change from Previous week	Active cases	New active for the week of	New active for the week of	Weekly change from Previous week	Total tests	Tests Per million People
		5 June.	29 May.	29 May.		5 June.	29 May.	29 May.		5 June.	29 May.	29 May.		5 June.	29 May.	29 May.			
Southern Africa	5-Mar-20	5,645,105	19,697	28,175	-8,478	128,868	196	234	-38	5,464,844	37,509	38,069	-560	51,393	-18,008	-10,128	-7,880	41,312,713	193,789
Angola	27-Mar-20	99,761	234	240	-6	1,900	0	0	0	97,716	234	240	-6	145	0	0	0	1,618,566	49,247
Botswana	16-Mar-20	308,126	1,000	512	-488	2,697	2	3	-1	303,845	0	226	-226	1,584	998	283	-715	2,285,160	971,736
Eswatini	14-Mar-20	72,688	291	247	-44	1,410	3	3	0	71,050	310	441	-131	228	-22	-197	-175	1,029,338	887,235
Lesotho	13-May-20	32,910	0	0	0	697	0	0	0	24,155	0	0	0	8,058	0	0	0	455,030	212,408
Madagascar	20-Mar-20	64,377	0	63	-63	1,395	0	2	-2	59,370	0	0	0	3,612	0	61	-61	444,668	16,058
Malawi	2-Apr-20	86,011	38	44	-6	2,642	2	2	0	82,885	25	61	-36	484	11	-19	-30	584,489	30,554
Mauritius	18-Mar-20	38,060	9	82	-73	996	0	0	0	36,416	43	84	-41	648	34	-2	-32	1,282,514	1,008,450
Mozambique	27-Mar-20	225,933	227	129	-98	2,203	0	2	-2	223,464	132	53	-79	266	95	74	-21	1,329,196	42,527
Namibia	14-Mar-20	167,498	1,701	947	-754	4,040	5	3	-2	161,174	2,409	950	-1,459	2,284	-713	-6	-707	1,040,806	409,620
São Tomé & Príncipe	6-Apr-20	5,991	9	9	0	73	0	0	0	5,909	9	3	6	9	0	6	-6	42,878	195,648
South Africa	5-Mar-20	3,968,205	14,238	24,095	-9,857	101,317	171	213	-42	3,836,337	32,612	34,774	-2,162	30,551	-18,545	-10,892	-7,653	25,366,718	427,707
Zambia	18-Mar-20	322,207	704	357	-347	3,988	3	0	-3	317,380	508	354	-154	839	193	3	-190	3,488,805	189,774
Zimbabwe	25-Mar-20	253,338	1,246	1,450	-204	5,510	10	6	4	245,143	1,227	883	344	2,685	9	561	-552	2,344,545	157,745

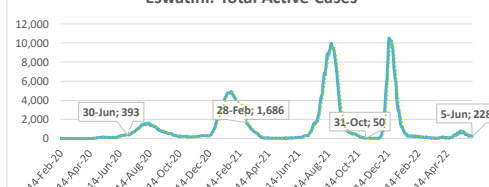
Angola: Total Active Cases



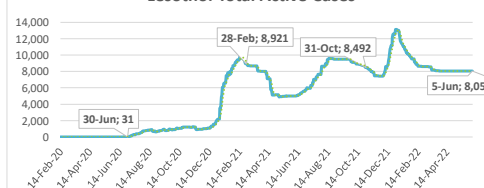
Botswana: Total Active Cases



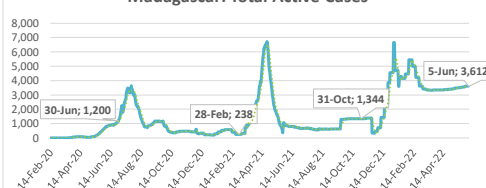
Eswatini: Total Active Cases



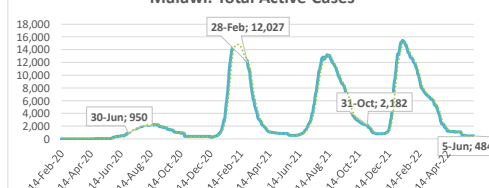
Lesotho: Total Active Cases



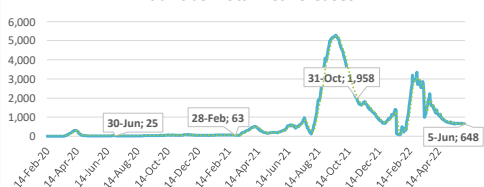
Madagascar: Total Active Cases



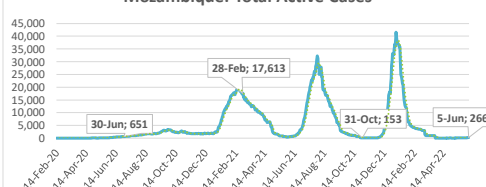
Malawi: Total Active Cases



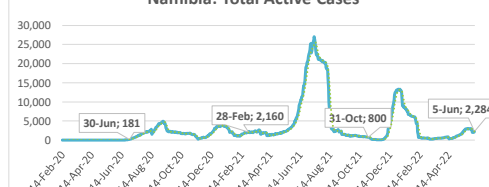
Mauritius: Total Active Cases



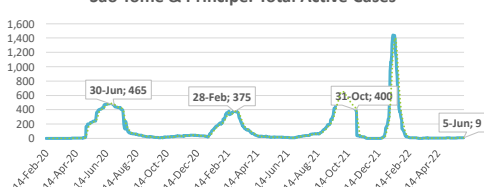
Mozambique: Total Active Cases



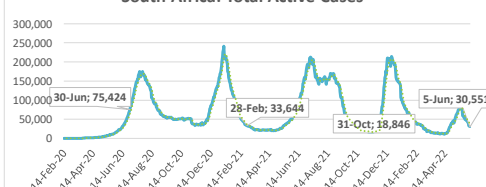
Namibia: Total Active Cases



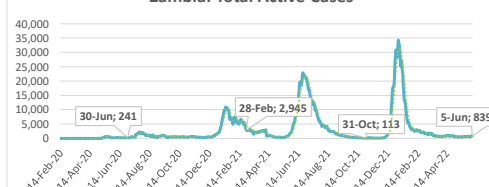
São Tomé & Príncipe: Total Active Cases



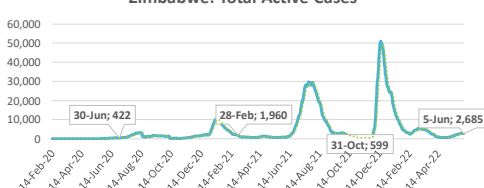
South Africa: Total Active Cases



Zambia: Total Active Cases



Zimbabwe: Total Active Cases



.....: 7-day moving average

West Africa

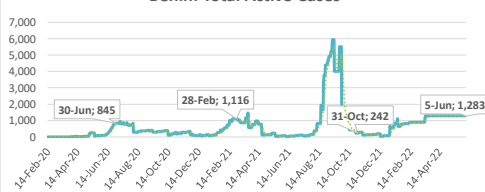
Highlights of the Covid-19 Situation in West Africa for the Week Ending June 6, 2022

- **As of Sunday, June 5, 2022, the cumulative number of Covid-19 cases in the West Africa region had reached 840,249.** The total number of Covid-19 tests conducted and tests per 1 million people, in the West Africa region, stand at 14,933,373 and 37,596 respectively. The region reported 1,137 new cases during the week, which is more than a 100% increase compared to the new cases reported in the preceding week.
- **The total number of deaths reported reached 11,018 with 3 new deaths reported during the review week.** The total number of recovered cases since the start of the pandemic rose to 822,392, of which 612 were newly recovered cases during the review week. The total number of active cases stands at 6,839, indicating an increase of 522 cases in the week ending June 5, 2022. The weekly increase in the number of active cases in the region is mainly attributable to Ghana.
- **Nigeria accounted for 30.5% of the total cases reported in the region since the start of the pandemic, while Ghana accounted for 37.4% of the new cases in the region during the week.** The lowest number of total cases in the region, since the start of the pandemic, was recorded in Liberia at 7,456.
- **The average case fatality rate (CFR) based on cumulative total cases and deaths as of June 5, 2022, for the region, stands at 1.3%.** The highest CFR in the region was reported in Liberia at 3.9% and the lowest in Benin at 0.6%.

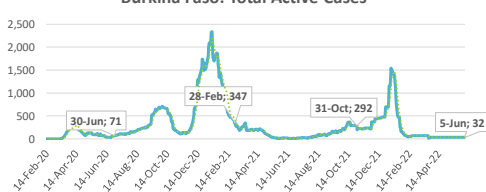
Summary of COVID-19 tracking in West Africa: Situation for the week ending 5 June 2022

	Date of first case	Cases				Deaths				Recovered				Active				Test	
		Total cases	New cases for the week of	New cases for the week of	Weekly change	Total deaths	New deaths for the week of	New deaths for the week of	Weekly change from Previous week	Total Recovered	New recovered for the week of	New recovered for the week of	Weekly change from Previous week	Active cases	New active for the week of	New active for the week of	Weekly change from Previous week	Total tests	Tests Per million People
			5 June.	29 May.			5 June.	29 May.			5 June.	29 May.			5 June.	29 May.			
West Africa	28-Feb-20	840,249	1,137	508	629	11,018	3	0	3	822,392	612	325	287	6,839	522	183	339	14,933,373	37,596
Benin	16-Mar-20	26,952	0	0	0	163	0	0	0	25,506	0	0	0	1,283	0	0	0	604,310	49,847
Burkina Faso	9-Mar-20	20,899	0	0	0	384	0	0	0	20,483	0	0	0	32	0	0	0	324,773	15,537
Cabo Verde	20-Mar-20	56,556	266	118	148	402	1	0	1	55,847	114	64	50	307	151	54	97	489,157	879,799
Côte d'Ivoire	11-Mar-20	82,305	112	149	-37	799	0	0	0	81,442	129	100	29	64	-17	49	-66	1,524,572	57,797
Gambia, The	18-Mar-20	12,002	0	3	-3	365	0	0	0	11,591	0	0	0	46	0	3	-3	155,686	64,422
Ghana	12-Mar-20	161,795	425	19	406	1,445	0	0	0	159,980	99	16	83	370	326	3	323	2,451,373	78,891
Guinea	13-Mar-20	36,764	103	0	103	442	0	0	0	36,280	103	0	103	42	0	0	0	695,423	52,953
Guinea-Bissau	27-Mar-20	8,283	23	14	9	171	0	0	0	8,042	9	4	5	70	14	10	4	139,700	70,986
Liberia	16-Mar-20	7,456	1	0	1	294	0	0	0	5,747	0	0	0	1,415	1	0	1	139,824	27,646
Mali	25-Mar-20	31,110	14	40	-26	735	1	0	1	30,259	52	46	6	116	-39	-6	-33	699,096	34,522
Niger	20-Mar-20	9,031	0	0	0	310	0	0	0	8,628	0	0	0	93	0	0	0	254,538	10,515
Nigeria	28-Feb-20	256,148	120	91	29	3,143	0	0	0	250,065	29	40	-11	2,940	91	51	40	5,188,353	25,169
Senegal	2-Mar-20	86,135	27	35	-8	1,967	1	0	1	84,157	37	34	3	11	-11	1	-12	1,097,511	65,547
Sierra Leone	31-Mar-20	7,682	0	0	0	125	0	0	0	7,557	0	0	0	0	0	0	0	426,006	53,404
Togo	6-Mar-20	37,131	46	39	7	273	0	0	0	36,808	40	21	19	50	6	18	-12	743,051	89,754

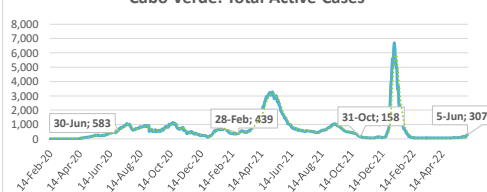
Benin: Total Active Cases



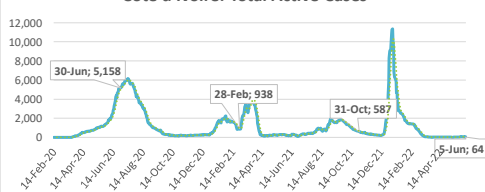
Burkina Faso: Total Active Cases



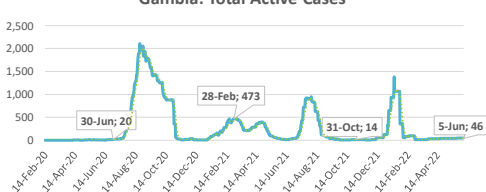
Cabo Verde: Total Active Cases



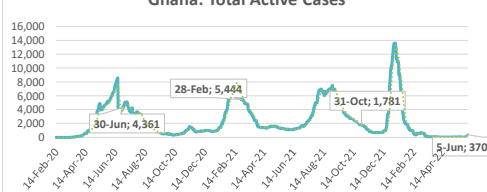
Côte d'Ivoire: Total Active Cases



Gambia: Total Active Cases



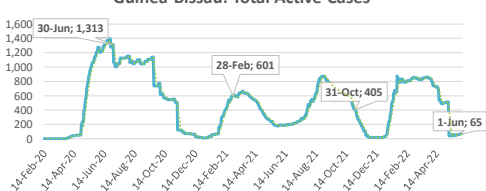
Ghana: Total Active Cases



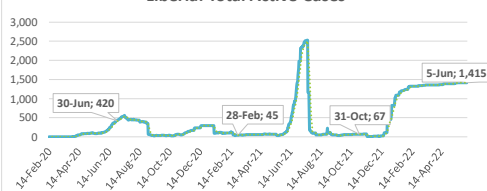
Guinea: Total Active Cases



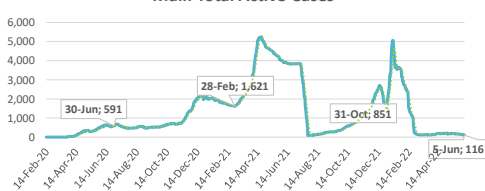
Guinea-Bissau: Total Active Cases



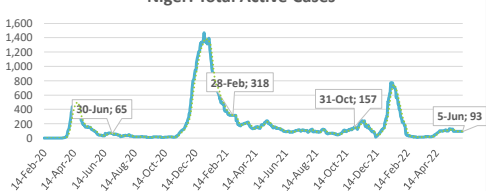
Liberia: Total Active Cases



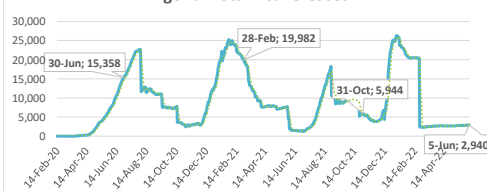
Mali: Total Active Cases



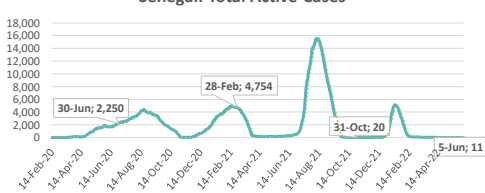
Niger: Total Active Cases



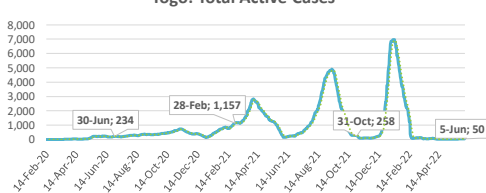
Nigeria: Total Active Cases



Senegal: Total Active Cases



Togo: Total Active Cases



.....: 7-day moving average