



AFRICAN DEVELOPMENT BANK GROUP

Weekly Data Flash on Covid-19 in Africa¹:

The situation as of Sunday, June 12, 2022

Statistics Department (ECST)

¹ This briefing note has been prepared by Roza Mamuye Bora, Principal Statistician; Anouar Chaouch, Senior Statistician; Soumaila Karambiri, Statistical Assistant; Regis Hauhouot Stephane, Statistical Assistant and Desire Lakpa Guy, Statistical Assistant; and Robert Maate, Chief Statistician under the supervision of Louis Kouakou, Ag Director, Statistics Department.

Contents

	Page
Highlights of the Covid-19 Situation in Africa as of June 12, 2022	1
Data Annexes: Africa	4
Highlights of the Covid-19 Situation in Central Africa as of June 12, 2022	6
Data Annexes: Central Africa	8
Highlights of the Covid-19 Situation in East Africa as of June 12, 2022	9
Data Annexes: East Africa	11
Highlights of the Covid-19 Situation in North Africa as of June 12, 2022	12
Data Annexes: North Africa	14
Highlights of the Covid-19 Situation in Southern Africa as of June 12, 2022	15
Data Annexes: Southern Africa	17
Highlights of the Covid-19 Situation in West Africa as of June 12, 2022	18
Data Annexes: West Africa	20

Highlights of the Covid-19 Situation in Africa for the Week Ending June 12, 2022

Vaccinations: Status Update

- **In the week ending June 12, 2022, 44.5 million new Covid-19 vaccinations were reported to have been administered globally, leading to a cumulative total of nearly 12 billion since the start of the program.** In terms of the geographical distribution, China accounts for 28.4% of the total number of Covid-19 vaccinations administered to date, followed by India at 16.4% and the USA at 4.9%.
- **The number of African countries with data on Covid-19 vaccinations stands at 51, of which only 21 released new data on the progress of the vaccination program this week.** As of June 12, 2022, a cumulative total of 512,003,362¹ vaccinations had been administered in Africa, which represents 4.3% of total global vaccinations. Egypt accounts for 16.7% of the vaccinations carried out in Africa to date, followed by Morocco (10.7%), Nigeria (8.6%) and South Africa (7.1%). As of June 12, 2022, 19.0% of Africa's population had completed² a course of vaccination and 24.3% had received at least one dose of vaccine.

Covid-19 Testing in Africa

- **As of Sunday, June 12, 2022, over 110.0 million tests for Covid-19 had been administered in Africa.** Nine countries collectively account for 64.5% of all the tests conducted in Africa by June 12, 2022, namely, South Africa (23.2%), Morocco (10.7%), Egypt (5.6%), Rwanda (5.0%), Nigeria (4.7%), Ethiopia (4.5%), Tunisia (4.2%), Kenya (3.4%) and Zambia (3.2%).
- **The average number of tests per 1 million people in Africa as of June 12, 2022, stands at 82,193.** Mauritius is leading on this indicator with 1,008,450 tests per 1 million people, followed by Botswana (971,736), Eswatini (889,003), Cabo Verde (884,647), Gabon (718,412), South Africa (429,871) and Rwanda (424,005).

Confirmed, New and Active Global Covid-19 Cases

- **Globally, the total number of confirmed Covid-19 cases since the start of the pandemic reached 535,245,816³, of which 95.4% have recovered.** The majority cases (36.8%) occurred in Europe, followed by Asia (29.4%), North America (19.1%), South America (10.8%) and Africa (2.2%).

¹ The total vaccination figures indicate the total number of vaccines administered, including both vaccinations completed and vaccines of at least one dose.

² Completed vaccination refers to population that have taken the minimum required doses of vaccination, depending on the type of vaccine.

³ Due to irregular reporting from countries and because not all cases are reported to health facilities, the total figure is believed to be underestimated globally.

- **The number of new cases reported globally in the review week amounted to 3,301,180,** indicating an 11.7% increase compared to the new cases recorded in the preceding week.
- **The cumulative total of global deaths due to Covid-19 reached 6,309,204, of which 10,160 were recorded in the week ending June 12, 2022.** This was 10.1% lower than the number of deaths recorded in the previous week. The number of global active cases decreased by 129,929 cases in the week under review, bringing the total, as of June 12, 2022, to 18,477,007.
- **Africa accounts for 2.2% of the total global cases, 4.0% of total global deaths due to Covid-19, 2.1% of global recovered cases and 2.6% of active cases as of June 12, 2022, as detailed below.**

Confirmed, New and Active Covid-19 Cases in Africa

- **As of June 12, 2022, the total number of confirmed cases in Africa reached 11,749,328,⁴** 65.6% of which were in six countries, namely South Africa (33.9%), Morocco (10.0%), Tunisia (8.9%), Egypt (4.4%), Libya (4.3%) and Ethiopia (4.1%). The six countries with the lowest number of reported cases since the start of the pandemic were São Tomé & Príncipe, Chad, Liberia, Sierra Leone, Comoros and Guinea-Bissau, with cases ranging between 6,003 in São Tomé & Príncipe and 8,306 in Guinea-Bissau. These six countries collectively account for 0.4% of the confirmed cases in Africa. Considering population size, Seychelles, Botswana, Cabo Verde, Tunisia, Libya and South Africa are the six countries with the highest number of confirmed cases per 100,000 people, with rates ranging from 44,573 in Seychelles to 6,548 in South Africa.
- **In the week under review, a total of 31,606 new cases were reported in Africa,** which is 2.9% higher than new cases recorded in the previous week. These new cases in Africa account for 1.0% of the weekly new cases recorded globally. The Southern Africa region accounted for 53.5% of the weekly new cases in Africa, followed by East Africa (20.5%), North Africa (19.5%), West Africa (3.9%) and Central Africa (2.5%).
- **The number of active cases in Africa decreased by 848 in the week ending June 12, 2022, indicating a cumulative total of 475,263 active cases.** Currently, five countries collectively account for 65.8% of the active cases in Africa, namely Rwanda (17.5%), Algeria (17.0%), Uganda (13.1%), Egypt (10.3%) and the Democratic Republic of Congo (7.9%).
- **Southern Africa recorded a decline in active cases, while an increase was observed in the rest of the regions, during the review week.**

Deaths and the Case Fatality Rates in Africa

- **As of June 12, 2022, a total of 254,327 deaths had been reported in Africa since the start of the pandemic,** of which 50.7% were in Southern Africa, 32.9% in North Africa, 10.3% in East

⁴ Republic of Congo, Djibouti, Somalia, Libya and Mauritius have not released new data for this week ending June 12, 2022. Cameroon, Central African Republic, Comoros, Tanzania, Egypt, Lesotho, Benin, Burkina Faso, Gambia and Niger have not released new data for at least two consecutive weeks.

Africa, 4.3% in West Africa, and 1.8% in Central Africa. The five countries with the highest number of reported deaths due to Covid-19 since the start of the pandemic are South Africa, Tunisia, Egypt, Morocco and Ethiopia, ranging from 101,484 in South Africa to 7,516 in Ethiopia. A total of 222 new deaths were reported in Africa in the week under review, which is a 1.4% increase compared to the number recorded in the preceding week.

- **The case fatality rate (CFR), i.e. deaths per confirmed cases for Africa, stands at 2.2%, which is higher than the global CFR rate of 1.2%.** Regionally, West Africa has the lowest CFR at 1.3%, followed by Central Africa at 1.4%, East Africa at 1.9%, Southern Africa and North Africa at 2.3%. As of June 12, 2022, sixteen African countries recorded CFRs higher than the African average with the highest in Sudan at 7.9%, followed by Somalia (5.1%), Egypt (4.8%), Liberia (3.9%), Niger (3.4%), Malawi (3.1%), The Gambia (3.0%), Tunisia (2.7%), Mauritius (2.6%), South Africa (2.6%), Chad (2.6%), Algeria (2.6%), Namibia (2.4%), Mali (2.4%), Tanzania (2.4%) and Senegal (2.3%).

Recovery Rates in Africa

- **As of June 12, 2022, the cumulative total of recovered cases in Africa reached 10,927,730, representing 93.0% of its confirmed cases.⁵** Regionally, the recovery rates stand at 97.8% for West Africa, 97.0% for Southern Africa, 93.2% for North Africa, 82.5% for Central Africa and 75.3% for East Africa. In the week under review, a total of 32,170 newly recovered cases were reported in Africa.

⁵ Burundi has not been publishing new data on deaths since 6 January 21. Tanzania and Sudan are not currently reporting on recovered cases.

Status of Vaccinations Administered in Africa and Selected Global Countries for the Week Ending 12 June 2022

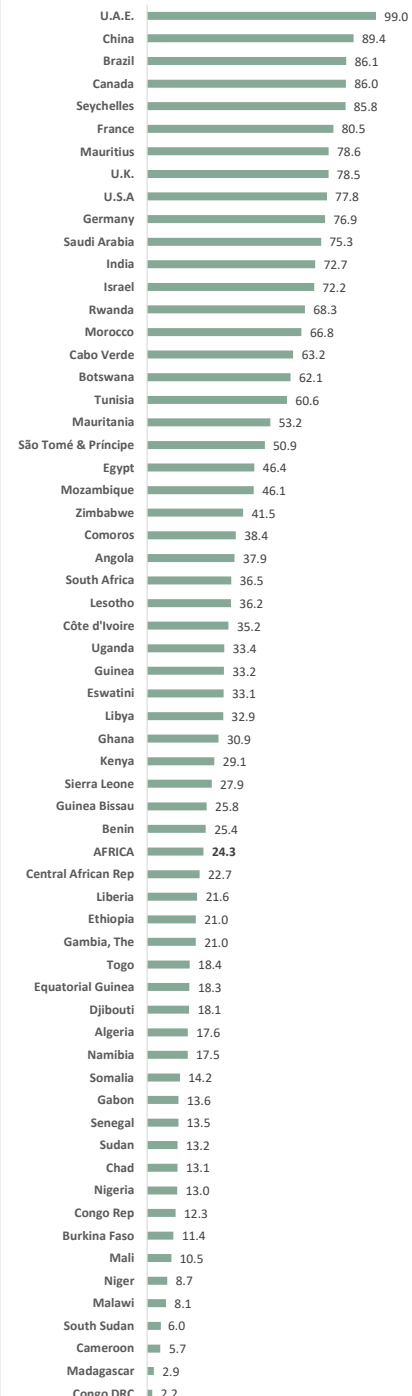
	Vaccinations					
	Total vaccinations	% of population vaccinated (at least one dose)	% of population vaccinated completed (2 doses)*	New vaccinations for the week of 12 June.	New vaccinations for the week of 5 June.	Weekly change
World	11,974,314,325	49.1	43.6	44,498,916	3,270,459	41,228,457
AFRICA	512,003,362	24.3	19.0	5,435,357	3,710,402	1,724,955
Algeria	15,205,854	17.6	14.5	0	0	0
Angola	18,956,333	37.9	20.8	524,526	0	524,526
Benin	3,621,913	25.4	21.1	2,323	0	2,323
Botswana	2,330,589	62.1	56.5	0	0	0
Burkina Faso	2,938,655	11.4	7.2	0	0	0
Cabo Verde	762,486	63.2	54.7	0	0	0
Cameroon	1,836,998	5.7	4.5	425	0	425
Central African Rep	1,185,512	22.7	21.4	0	0	0
Chad	2,352,921	13.1	12.4	0	0	0
Comoros	642,520	38.4	33.9	0	0	0
Congo DRC	2,671,606	2.2	1.4	240,246	0	240,246
Congo Rep	831,318	12.3	11.6	939	0	939
Côte d'Ivoire	12,753,769	35.2	26.0	365,822	0	365,822
Djibouti	302,095	18.1	14.1	105,579	4,867	100,712
Egypt	85,265,369	46.4	34.1	0	2,357,674	-2,357,674
Equatorial Guinea	480,000	18.3	14.8	0	0	0
Eswatini	535,393	33.1	28.7	0	0	0
Ethiopia	29,419,678	21.0	18.1	46,200	0	46,200
Gabon	558,456	13.6	11.2	0	0	0
Gambia, The	720,000	21.0	14.9	0	0	0
Ghana	16,203,630	30.9	20.6	80,768	0	80,768
Guinea	6,127,699	33.2	18.6	0	0	0
Guinea Bissau	562,717	25.8	17.0	97	0	97
Kenya	18,432,071	29.1	23.0	185,333	525	184,808
Lesotho	933,825	36.2	33.7	0	0	0
Liberia	2,201,300	21.6	20.9	0	0	0
Libya	3,527,093	32.9	17.3	0	66,864	-66,864
Madagascar	2,369,775	2.9	2.7	0	0	0
Malawi	2,166,402	8.1	6.3	0	0	0
Mali	2,199,134	10.5	8.4	84,026	0	84,026
Mauritania	2,838,929	53.2	40.9	188,929	0	188,929
Mauritius	2,698,115	78.6	75.7	0	0	0
Morocco	54,668,746	66.8	62.7	0	73,714	-73,714
Mozambique	31,616,078	46.1	43.2	0	0	0
Namibia	834,756	17.5	14.9	0	0	0
Niger	3,726,602	8.7	6.2	0	0	0
Nigeria	43,994,555	13.0	8.0	0	0	0
Rwanda	22,214,312	68.3	64.2	297,090	0	297,090
São Tomé & Príncipe	208,657	50.9	38.9	0	0	0
Senegal	2,523,856	13.5	6.1	0	0	0
Seychelles	221,500	85.8	81.5	20,379	0	20,379
Sierra Leone	2,930,408	27.9	18.7	0	0	0
Somalia	2,784,987	14.2	8.7	0	72,691	-72,691
South Africa	36,448,670	36.5	31.5	210,382	222,544	-12,162
South Sudan	1,045,810	6.0	5.6	315,763	0	315,763
Sudan	9,599,417	13.2	8.1	2,392,655	110,675	2,281,980
Togo	3,290,821	18.4	18.4	0	0	0
Tunisia	13,182,423	60.6	53.4	4,188	5,039	-851
Uganda	21,044,430	33.4	22.7	0	0	0
Zambia	6,209,931	...	20.5	319,981	742,551	-422,570
Zimbabwe	11,825,248	41.5	30.1	49,706	53,258	-3,552
Americas						
Brazil	447,416,630	86.1	78.5	4,845,305	2,012,712	2,832,593
Canada	85,942,995	86.0	82.5	206,924	267,595	-60,671
U.S.A	589,896,732	77.8	66.6	2,030,544	1,313,538	717,006
Asia						
China	3,397,315,599	89.4	87.1	150,807,310	105,810,083	-256,617,393
India	1,962,351,204	72.7	64.5	10,202,256	10,820,340	-618,084
Europe						
France	148,063,245	80.5	78.2	3,424,019	227,149	3,196,870
Germany	180,359,043	76.9	76.9	175,440	232,359	-56,919
Israel	18,162,768	72.2	66.1	4,778	3,616	1,162
U.K.	147,965,942	78.5	73.3	4,760,321	128,866	4,631,455
Middle East						
Saudi Arabia	66,479,317	75.3	70.6	523,392	293,589	229,803
U.A.E.	24,922,054	99.0	97.1	0	26,601	-26,601

*: % of population vaccinated completed: Indicates the population that has taken the minimum required doses to complete vaccination depending on the type of vaccine

Total vaccinations



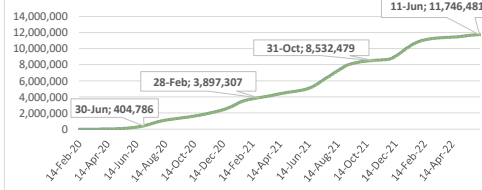
% of population vaccinated



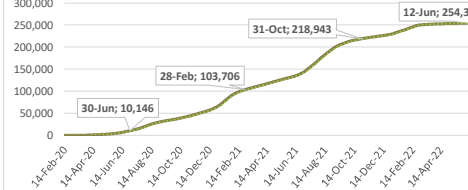
Summary of COVID-19 tracking in Africa: Situation for the week ending 12 June 2022

	Date of first case	Cases				Deaths				Recovered				Active				Test	
		Total cases	New cases for the week of	New cases for the week of	Weekly change from Previous week	Total deaths	New deaths for the week of	New deaths for the week of	Weekly change from Previous week	Total Recovered	New recovered for the week of	New recovered for the week of	Weekly change from Previous week	Active cases	New active for the week of	New active for the week of	Weekly change from Previous week	Total tests	Tests Per million People
		12 June	5 June	5 June	31 Oct	12 June	5 June	5 June	31 Oct	12 June	5 June	5 June	31 Oct	12 June	5 June	5 June	31 Oct	12 June	31 Oct
		12 June	5 June	5 June	31 Oct	12 June	5 June	5 June	31 Oct	12 June	5 June	5 June	31 Oct	12 June	5 June	5 June	31 Oct	12 June	31 Oct
World	31-Dec-19	535,245,816	3,301,180	2,954,111	347,069	6,309,204	10,160	11,297	-1,137	510,459,605	3,420,949	3,106,092	314,857	18,477,007	129,929	163,278	33,349	6,486,016,368	832,095
Africa	14-Feb-20	11,749,328	31,606	30,703	903	254,327	222	219	3	10,927,730	32,170	41,177	-9,007	475,263	848	10,815	9,967	110,042,522	82,193
Central Africa	6-Mar-20	319,722	791	1,266	-475	4,453	7	0	7	263,665	17	9	8	51,604	767	1,257	-490	6,390,299	43,617
East Africa	13-Mar-20	1,364,652	6,495	5,791	704	26,161	9	7	2	1,028,190	1,792	1,128	664	218,293	4,632	4,534	98	20,870,899	55,583
North Africa	14-Feb-20	3,562,003	6,156	3,046	3,110	83,630	9	13	-4	3,321,559	2,727	2,140	587	156,814	3,420	893	2,527	26,304,442	127,422
Southern Africa	5-Mar-20	5,661,460	16,922	19,463	-2,541	129,064	196	196	0	5,491,155	26,865	37,288	-10,423	41,241	-10,139	-18,021	7,882	41,503,275	194,683
West Africa	28-Feb-20	841,491	1,242	1,137	105	11,019	1	3	-2	823,161	769	612	157	7,311	472	522	-50	14,973,607	37,697

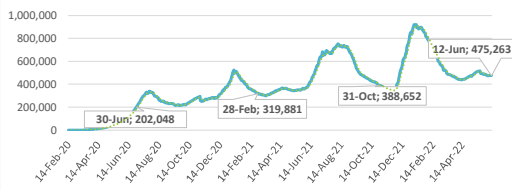
Africa: Total Cases



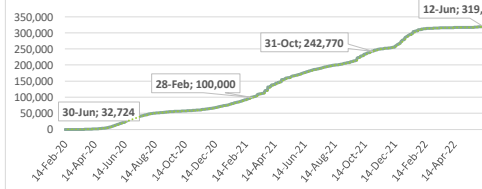
Africa: Total Deaths



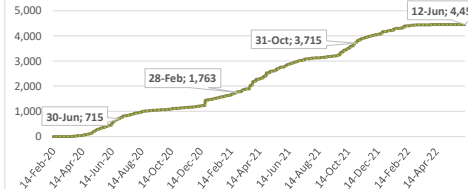
Africa: Total Active Cases



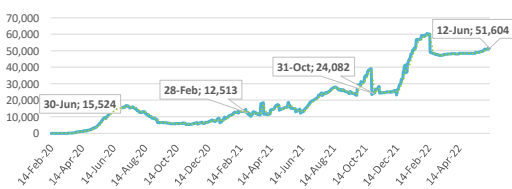
Central Africa: Total Cases



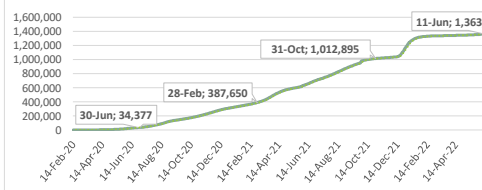
Central Africa: Total Deaths



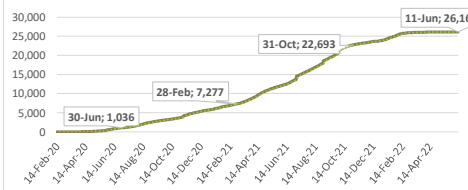
Central Africa: Total Active Cases



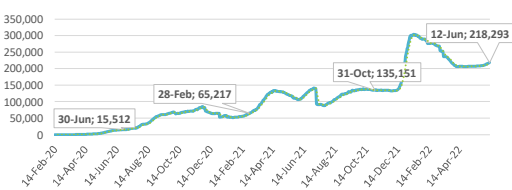
East Africa: Total Cases



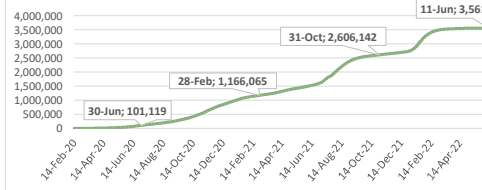
East Africa: Total Deaths



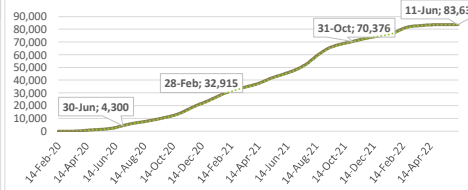
East Africa: Total Active Cases



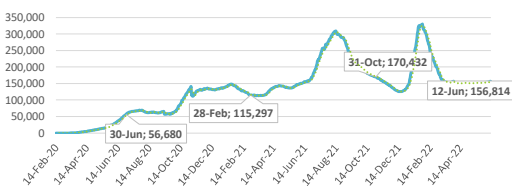
North Africa: Total Cases



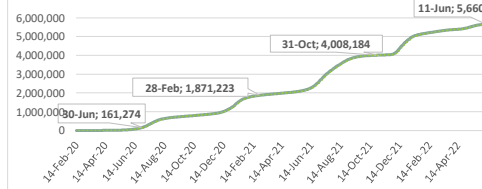
North Africa: Total Deaths



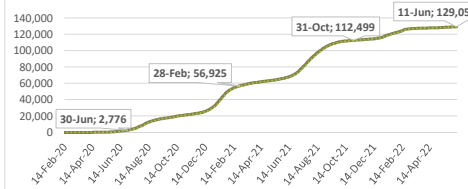
North Africa: Total Active Cases



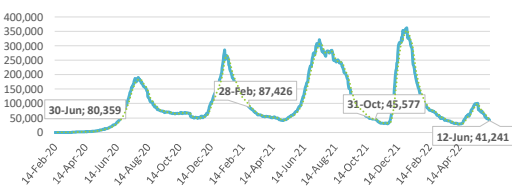
Southern Africa: Total Cases



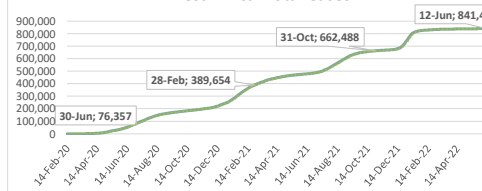
Southern Africa: Total Deaths



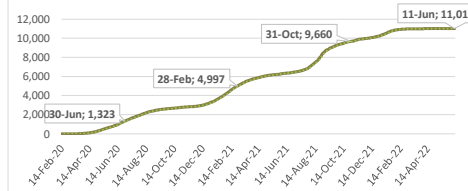
Southern Africa: Total Active Cases



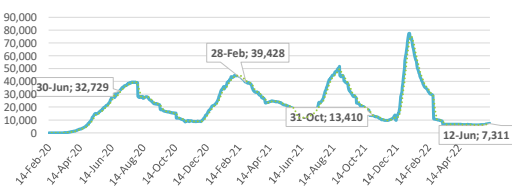
West Africa: Total Cases



West Africa: Total Deaths



West Africa: Total Active Cases



.....: 7-day moving average

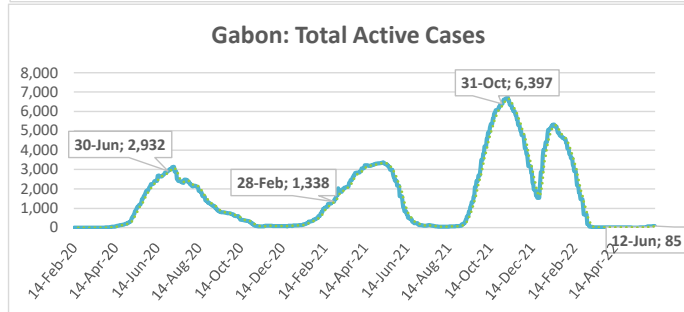
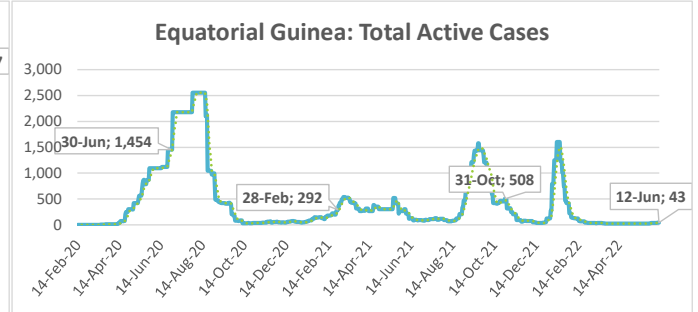
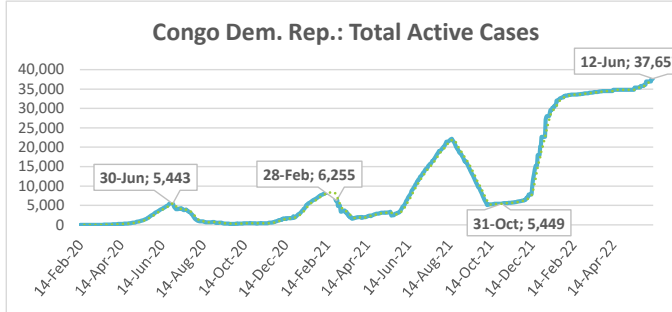
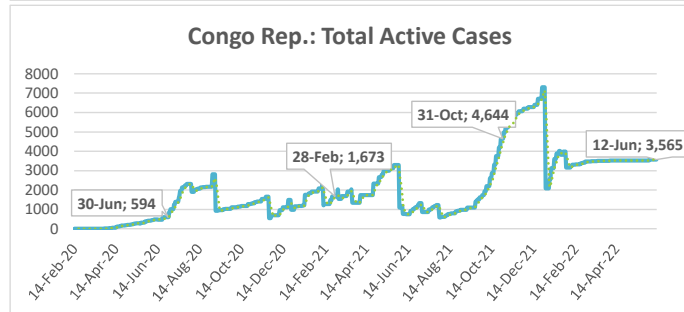
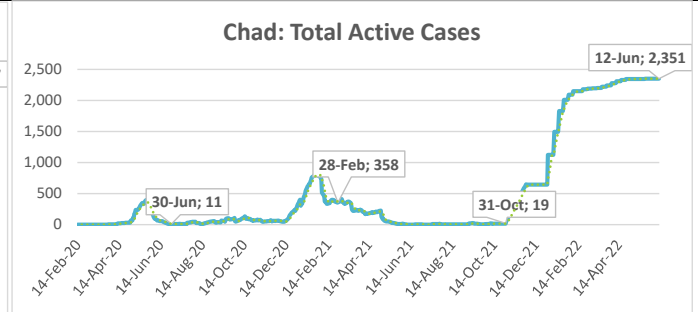
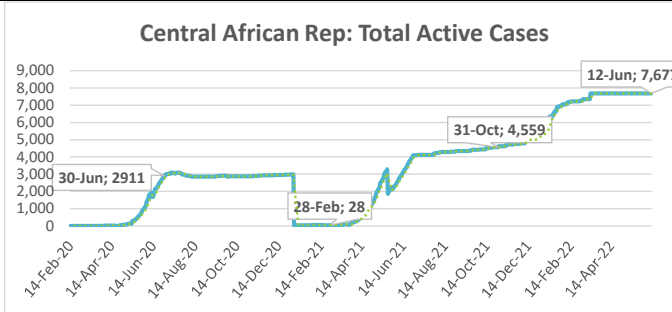
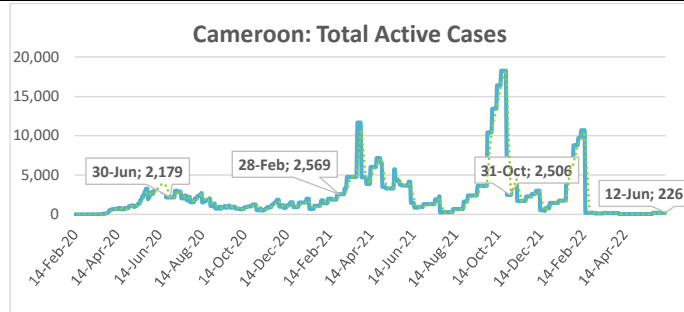
Central Africa

Highlights of the Covid-19 Situation in Central Africa for the Week Ending June 12, 2022

- **As of June 12, 2022, the number of reported total cases in the Central Africa region reached 319,722.** The total number of Covid-19 tests conducted and tests per 1 million people in the region, stood at 6,390,299 and 43,617 respectively. The region reported 791 new cases during the week.
- **The total number of deaths reported since the start of the pandemic reached 4,453,** with 7 new deaths reported during the review week. The number of total recovered cases was 263,665, with 17 newly recovered cases reported during the week. The total number of active cases stands at 51,604, indicating an increase of 767 cases during the review week, which is mainly attributable to the Democratic Republic of Congo.
- **Cameroon accounted for 37.5% of the total cases reported in the region since the start of the pandemic, while the Democratic Republic of Congo accounted for 93.9% of the new cases reported during the week.** Chad has recorded the lowest number of total cases in the region since the start of the pandemic, at 7,418.
- **The average case fatality rate (CFR) based on cumulative total cases and deaths as of June 12, 2022, for the region, stands at 1.4%.** The highest CFR in the region was reported in Chad at 2.6% and the lowest in Gabon at 0.6%.

Summary of COVID-19 tracking in Central Africa: Situation for the week ending 12 June 2022

	Date of first case	Cases				Deaths				Recovered				Active				Test	
		Total cases	New cases for the week of	New cases for the week of	Weekly change	Total deaths	New deaths for the week of	New deaths for the week of	Weekly change from Previous week	Total Recovered	New recovered for the week of	New recovered for the week of	Weekly change from Previous week	Active cases	New active for the week of	New active for the week of	Weekly change from Previous week	Total tests	Tests Per million People
			12 June.	5 June.			12 June.	5 June.			12 June.	5 June.			12 June.	5 June.			
Central Africa	6-Mar-20	319,722	791	1,266	-475	4,453	7	0	7	263,665	17	9	8	51,604	767	1,257	-490	6,390,299	43,617
Cameroon	6-Mar-20	119,947	0	0	0	1,930	0	0	0	117,791	0	0	0	226	0	0	0	2,717,815	102,382
Central African Rep.	15-Mar-20	14,649	0	0	0	113	0	0	0	6,859	0	0	0	7,677	0	0	0	93,621	19,384
Chad	19-Mar-20	7,418	1	0	-1	193	0	0	0	4,874	0	0	0	2,351	1	0	-1	217,565	13,245
Congo Rep.	15-Mar-20	24,128	0	49	-49	385	0	0	0	20,178	0	0	0	3,565	0	49	-49	395,040	71,590
Congo Dem. Rep.	10-Mar-20	89,932	743	1,153	-410	1,345	7	0	7	50,930	0	0	0	37,657	736	1,153	-417	1,034,941	11,556
Equatorial Guinea	14-Mar-20	15,937	13	9	-4	183	0	0	0	15,711	7	0	7	43	6	9	-3	332,324	236,869
Gabon	12-Mar-20	47,711	34	55	-21	304	0	0	0	47,322	10	9	1	85	24	46	-22	1,598,993	718,412



.....: 7-day moving average

East Africa

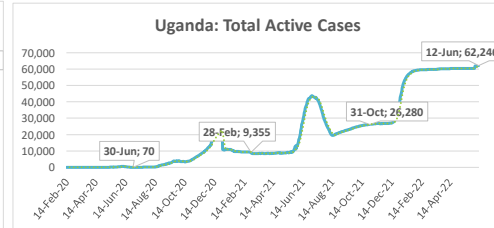
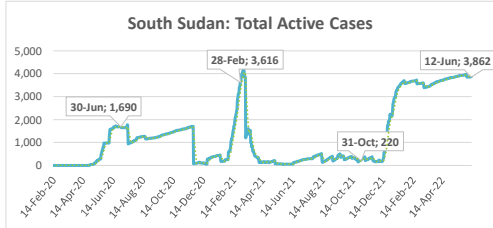
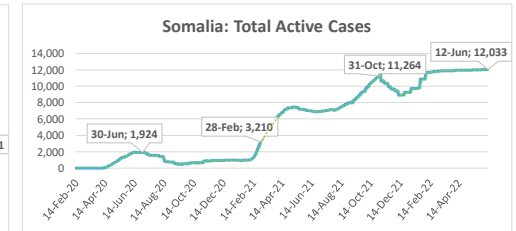
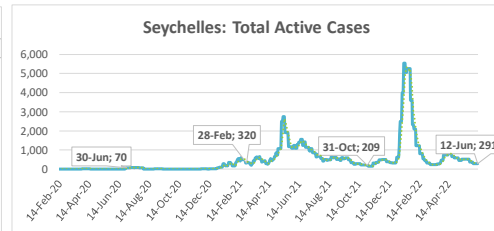
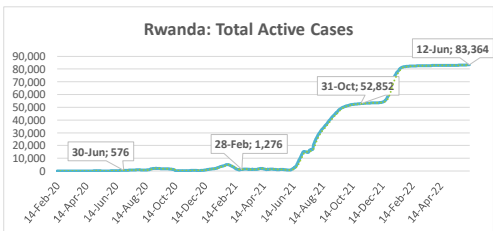
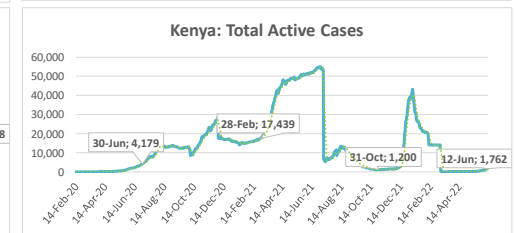
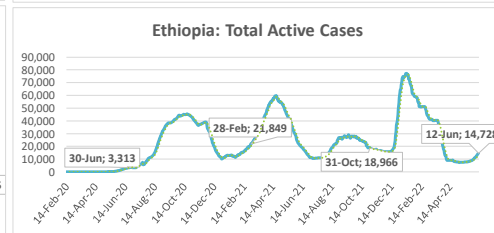
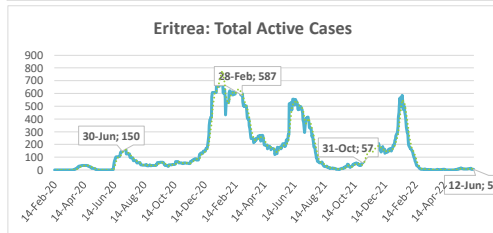
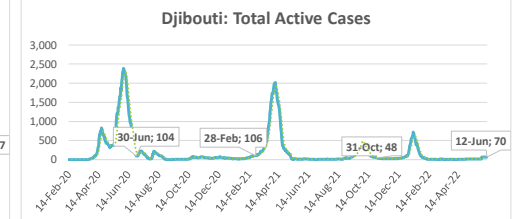
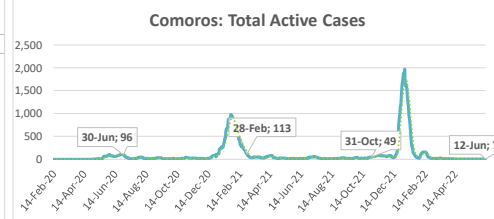
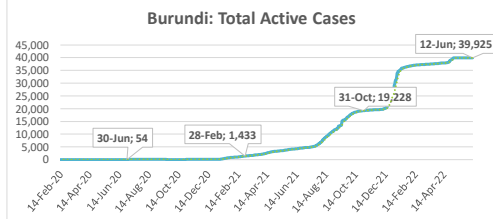
Highlights of the Covid-19 Situation in East Africa for the Week Ending June 12, 2022

- **As of Sunday, June 12, 2022, the cumulative number of total cases in the East Africa region since the start of the pandemic reached 1,364,652.** The total number of Covid-19 tests conducted and tests per 1 million people, in the region, stand at 20,870,899 and 55,583 respectively. The region reported 6,495 new cases in the review week, which is a 12.2% increase compared to the new cases recorded in the preceding week.
- **The total number of deaths reported reached 26,161, with 9 new deaths occurring during the week ending June 12, 2022.** The number of total recovered cases reached 1,028,190,¹ of which 1,792 were newly recovered cases during the review week. The total number of active cases in the region currently stands at 218,293, indicating an increase of 4,632 cases in the week. The weekly increase in the number of active cases in the region is mainly attributable to Ethiopia.
- **Ethiopia accounted for 35.1% of the total cases reported in the region since the start of the pandemic and 60.8% of the new cases reported in the region during the review week.** Comoros has recorded the lowest number of total cases in the region since the start of the pandemic at 8,100, of which 97.9% are reported to have recovered.
- **The average case fatality rate (CFR)² for the East Africa region, based on cumulative total cases and deaths as of June 12, 2022, stands at 1.9%.** The highest CFR in the region was reported in Sudan at 7.9% and the lowest in Seychelles at 0.4%.

¹ Sudan and Tanzania are not releasing data on recovered cases.

² Burundi published no new data on deaths since 6 January 21, hence is excluded from the CFR comparison.

Summary of COVID-19 tracking in East Africa: Situation for the week ending 12 June 2022																			
	Date of first case	Cases				Deaths				Recovered				Active				Test	
		Total cases	New cases for the week of	New cases for the week of	Weekly change	Total deaths	New deaths for the week of	New deaths for the week of	Weekly change from Previous week	Total Recovered	New recovered for the week of	New recovered for the week of	Weekly change from Previous week	Active cases	New active for the week of	New active for the week of	Weekly change from Previous week	Total tests	Tests per million People
12 June.	5 June.	12 June.	5 June.	12 June.	5 June.	12 June.	5 June.	12 June.	5 June.	12 June.	5 June.	12 June.	5 June.	12 June.	5 June.				
East Africa	13-Mar-20	1,364,652	6,495	5,791	704	26,161	9	7	2	1,028,190	1,792	1,128	664	218,293	4,632	4,534	98	20,870,899	55,583
Burundi	31-Mar-20	42,248	119	142	-23	38	0	0	0	2,285	119	142	-23	39,925	0	0	0	1,594,740	134,116
Comoros	2-May-20	8,100	0	0	0	160	0	0	0	7,933	0	0	0	7	0	0	0	100,289	115,328
Djibouti	18-Mar-20	15,686	0	55	-55	189	0	0	0	15,427	0	0	0	70	0	55	-55	309,732	313,494
Eritrea	21-Mar-20	9,771	4	10	-6	103	0	0	0	9,663	10	6	4	5	-6	4	-10	23,693	6,681
Ethiopia	13-Mar-20	478,963	3,951	2,666	1,285	7,516	1	2	-1	456,719	538	246	292	14,728	3,412	2,418	994	4,984,382	43,356
Kenya	13-Mar-20	326,932	1,378	786	592	5,651	0	0	0	319,519	732	326	406	1,762	646	460	186	3,701,693	68,841
Rwanda	14-Mar-20	130,345	165	161	4	1,459	0	0	0	45,522	0	0	0	83,364	165	161	4	5,491,810	424,005
Seychelles	15-Mar-20	44,363	218	186	32	167	0	0	0	43,905	207	278	-71	291	11	-92	103	21,504	218,654
Somalia	16-Mar-20	26,565	0	30	-30	1,350	0	0	0	13,182	0	0	0	12,033	0	30	-30	493,663	31,061
South Sudan	5-Apr-20	17,644	18	36	-18	138	0	0	0	13,644	0	130	-130	3,862	18	-94	112	401,608	35,878
Sudan	13-Mar-20	62,444	70	123	-53	4,950	8	1	7	---	---	---	---	---	---	---	---	562,941	12,838
Tanzania	16-Mar-20	35,354	0	0	0	840	0	0	0	---	---	---	---	---	---	---	---	455,776	7,630
Uganda	21-Mar-20	166,237	572	1,596	-1,024	3,600	0	4	-4	100,391	186	0	186	62,246	386	1,592	-1,206	2,729,068	59,663



.....: 7-day moving average

North Africa

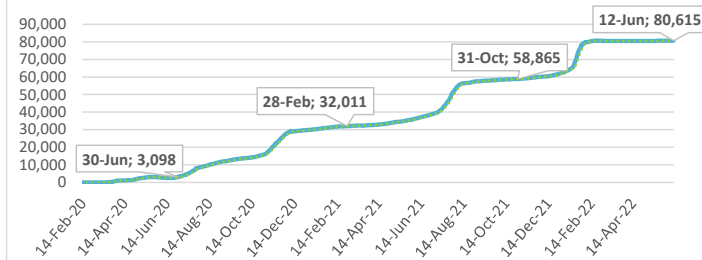
Highlights of the Covid-19 Situation in North Africa for the Week Ending June 12, 2022

- **As of Sunday, June 12, 2022, the cumulative total cases reported in the North Africa region reached 3,562,003, since the start of the pandemic.** The total number of Covid-19 tests conducted and tests per 1 million people, in the region, stand at 26,304,442 and 127,422 respectively. The region reported 6,156 new cases in the review week, which is more than double the increase reported in the preceding week.
- **The cumulative total deaths reported for the region reached 83,630, of which 9 were new deaths during the week ending June 12, 2022.** The cumulative number of recovered cases since the start of the pandemic reached 3,321,559, of which 2,727 were newly recovered cases during the review week. The cumulative total of active cases stands at 156,814, indicating an increase of 3,420 cases during the week. The weekly increase in the number of active cases in the region is mainly attributable to Morocco, followed by Libya.
- **Morocco accounted for 33.0% of the total cases reported in the region since the start of the pandemic and 87.9% of the new cases in the region during the week.** The lowest number of total cases in the region, since the start of the pandemic, was recorded in Mauritania at 59,247, of which 98.1% are reported to have recovered.
- **The average case fatality rate (CFR) based on cumulative total cases and deaths as of June 12, 2022, for the region, stands at 2.3%.** The highest CFR in the region was recorded in Egypt at 4.8% and the lowest in Libya at 1.3%.

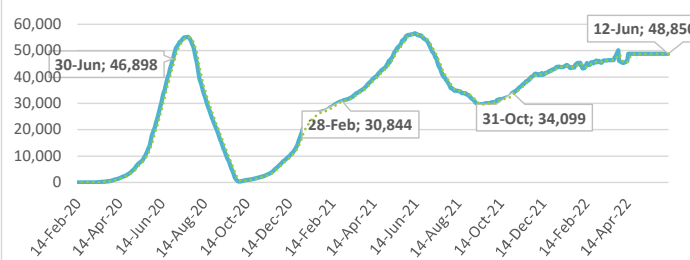
Summary of COVID-19 tracking in North Africa: Situation for the week ending 12 June 2022

	Date of first case	Cases				Deaths				Recovered				Active				Test	
		Total cases	New cases for the week of	New cases for the week of	Weekly change	Total deaths	New deaths for the week of	New deaths for the week of	Weekly change from Previous week	Total Recovered	New recovered for the week of	New recovered for the week of	Weekly change from Previous week	Active cases	New active for the week of	New active for the week of	Weekly change from Previous week	Total tests	Tests Per million People
			12 June.	5 June.			12 June.	5 June.			12 June.	5 June.			12 June.	5 June.			
North Africa	14-Feb-20	3,562,003	6,156	3,046	3,110	83,630	9	13	-4	3,321,559	2,727	2,140	587	156,814	3,420	893	2,527	26,304,442	127,422
Algeria	26-Feb-20	265,927	30	24	6	6,875	0	0	0	178,437	16	21	-5	80,615	14	3	11	230,861	5,265
Egypt	14-Feb-20	515,645	0	0	0	24,613	0	0	0	442,182	0	0	0	48,850	0	0	0	6,122,287	59,826
Libya	25-Mar-20	502,040	0	136	-136	6,430	0	0	0	490,973	0	0	0	4,637	0	136	-136	2,581,124	375,639
Mauritania	14-Mar-20	59,247	48	76	-28	982	0	0	0	58,144	79	175	-96	121	-31	-99	68	990,671	213,063
Morocco	5-Mar-20	1,175,604	5,410	2,300	3,110	16,082	2	4	-2	1,153,738	2,149	1,282	867	5,784	3,259	1,014	2,245	11,738,659	318,030
Tunisia	5-Mar-20	1,043,540	668	510	158	28,648	7	9	-2	998,085	483	662	-179	16,807	178	-161	339	4,640,840	392,672

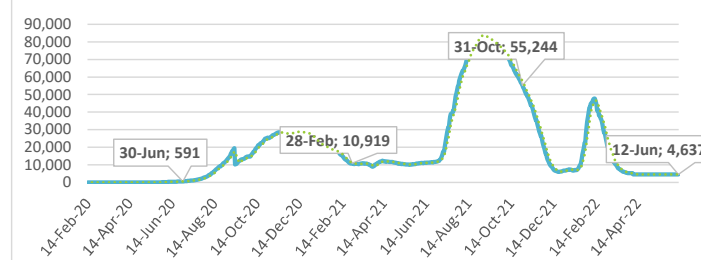
Algeria: Total Active Cases



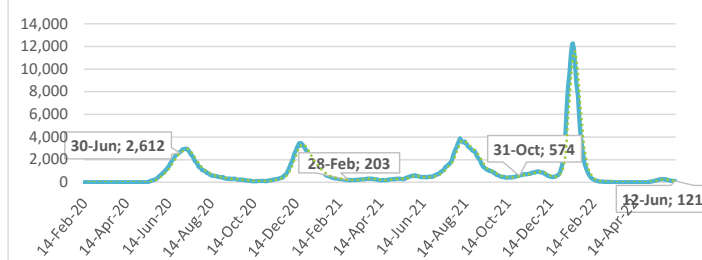
Egypt: Total Active Cases



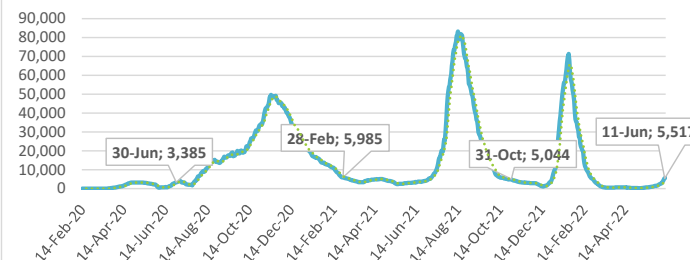
Libya: Total Active Cases



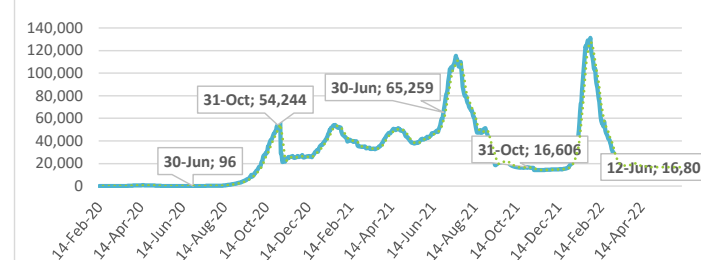
Mauritania: Total Active Cases



Morocco: Total Active Cases



Tunisia: Total Active Cases



.....: 7-day moving average

Southern Africa

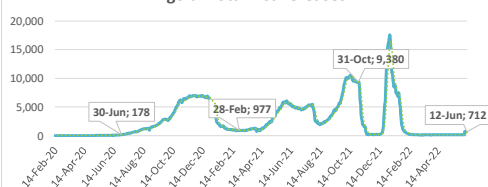
Highlights of the Covid-19 Situation in Southern Africa for the Week Ending June 12, 2022

- **As of Sunday, June 12, 2022, the number of cumulative total cases in the Southern Africa region reached 5,661,460.** The total number of Covid-19 tests conducted and tests per 1 million people, in the Southern region, stand at 41,503,275 and 194,683 respectively. The region reported 16,922 new cases in the review week, which is a 13.1% decrease compared to the preceding week.
- **The total number of deaths reported reached 129,064, of which 196 were new deaths during the week.** The total number of recovered cases reached 5,491,155, of which 26,865 were newly recovered cases during the review week. The total number of active cases stands at 41,241, indicating a decline of 10,139 cases in the review week, which is mainly attributable to South Africa followed by Madagascar.
- **As of June 12, 2022, South Africa accounted for 70.3% of the total cases reported in the region since the start of the pandemic and 61.4% of the new cases in the region during the week.** The lowest number of total cases in the region, since the start of the pandemic, was recorded in São Tomé & Príncipe at 6,003 of which 98.6% are reported to have recovered.
- **The average case fatality rate (CFR) for the Southern region, based on cumulative total cases and deaths as of June 12, 2022, stands at 2.3%.** The highest CFR in the region was reported in Malawi at 3.1% and the lowest in Botswana at 0.9%.

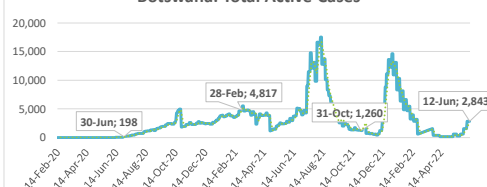
Summary of COVID-19 tracking in Southern Africa: Situation for the week ending 12 June 2022

	Date of first case	Cases				Deaths				Recovered				Active				Test	
		Total cases	New cases for the week of	New cases for the week of	Weekly change	Total deaths	New deaths for the week of	New deaths for the week of	Weekly change from Previous week	Total Recovered	New recovered for the week of	New recovered for the week of	Weekly change from Previous week	Active cases	New active for the week of	New active for the week of	Weekly change from Previous week	Total tests	Tests Per million People
		12 June.	5 June.	5 June.		12 June.	5 June.	5 June.		12 June.	5 June.	5 June.		12 June.	5 June.	5 June.			
Southern Africa	5-Mar-20	5,661,460	16,922	19,463	-2,541	129,064	196	196	0	5,491,155	26,865	37,288	-10,423	41,241	-10,139	-18,021	7,882	41,503,275	194,683
Angola	27-Mar-20	99,761	567	0	567	1,900	0	0	0	97,149	0	0	0	712	567	0	567	1,618,566	49,247
Botswana	16-Mar-20	310,431	2,305	1,000	1,305	2,701	4	2	-2	304,887	1,042	0	1,042	2,843	1,259	998	261	2,285,160	971,736
Eswatini	14-Mar-20	72,891	203	291	-88	1,410	0	3	-3	71,333	283	310	-27	148	-80	-22	-58	1,031,389	889,003
Lesotho	13-May-20	32,910	0	0	0	697	0	0	0	24,155	0	0	0	8,058	0	0	0	457,228	213,434
Madagascar	20-Mar-20	64,685	308	0	308	1,396	1	0	1	63,006	3,636	0	3,636	283	-3,329	0	-3,329	453,438	16,375
Malawi	2-Apr-20	86,107	96	38	58	2,642	0	2	-2	82,932	47	25	22	533	49	11	38	586,740	30,671
Mauritius	18-Mar-20	38,060	0	9	-9	996	0	0	0	36,416	0	43	-43	648	0	-34	34	1,282,514	1,008,450
Mozambique	27-Mar-20	226,463	530	227	303	2,206	3	0	3	223,660	196	132	64	597	331	95	236	1,335,253	42,721
Namibia	14-Mar-20	168,403	905	1,701	-796	4,049	9	5	4	162,403	1,229	2,409	-1,180	1,951	-333	-713	380	1,050,517	413,442
São Tomé & Príncipe	6-Apr-20	6,003	12	9	3	73	0	0	0	5,918	9	9	0	12	3	0	3	43,792	199,818
South Africa	5-Mar-20	3,978,590	10,385	14,238	-3,853	101,484	167	171	-4	3,854,873	18,536	32,612	-14,076	22,233	-8,318	-18,545	10,227	25,495,097	429,871
Zambia	18-Mar-20	323,058	851	704	147	3,989	1	3	-2	318,016	623	521	102	1,053	227	180	47	3,504,021	190,602
Zimbabwe	25-Mar-20	254,098	760	1,246	-486	5,521	11	10	1	246,407	1,264	1,227	37	2,170	-515	9	-524	2,359,560	158,755

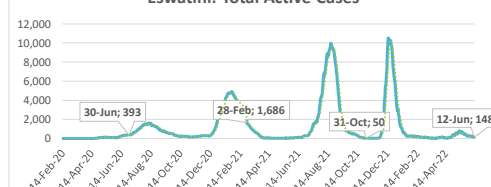
Angola: Total Active Cases



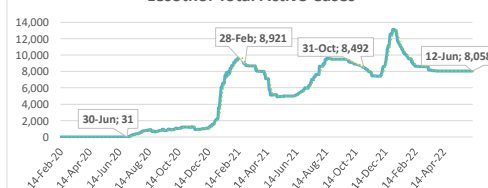
Botswana: Total Active Cases



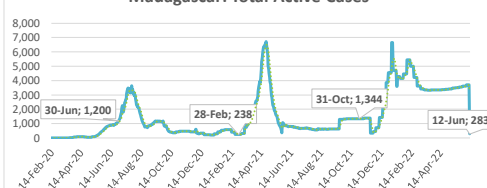
Eswatini: Total Active Cases



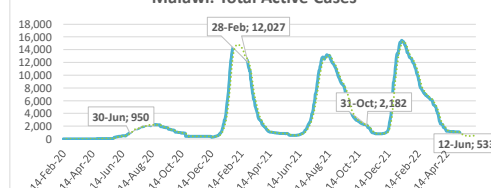
Lesotho: Total Active Cases



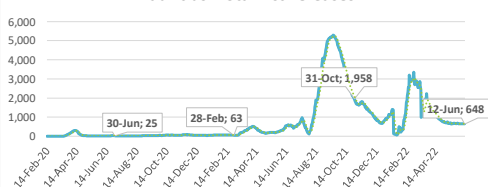
Madagascar: Total Active Cases



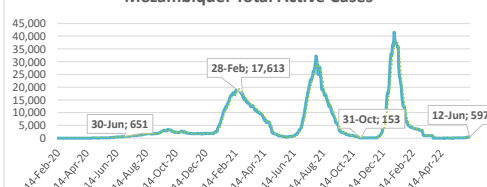
Malawi: Total Active Cases



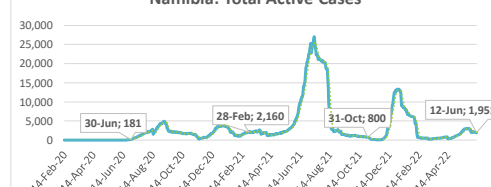
Mauritius: Total Active Cases



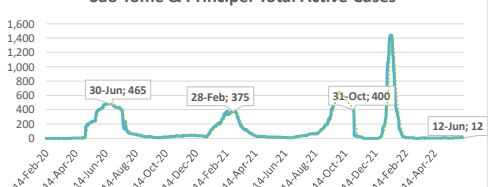
Mozambique: Total Active Cases



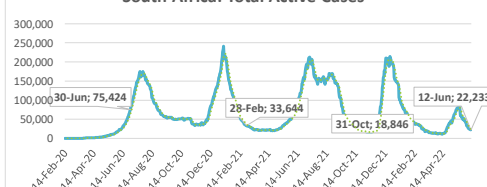
Namibia: Total Active Cases



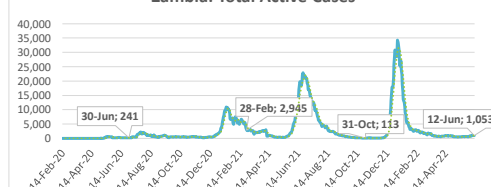
São Tomé & Príncipe: Total Active Cases



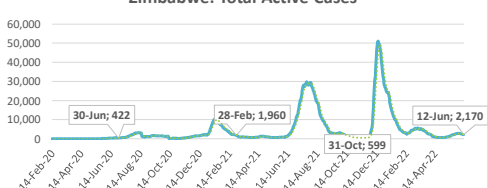
South Africa: Total Active Cases



Zambia: Total Active Cases



Zimbabwe: Total Active Cases



.....: 7-day moving average

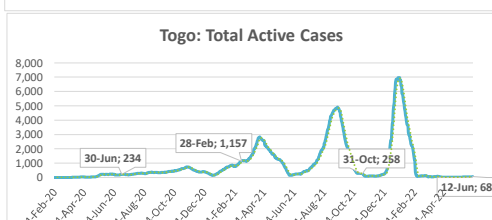
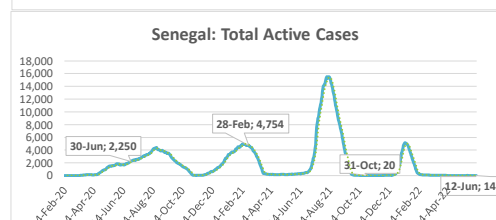
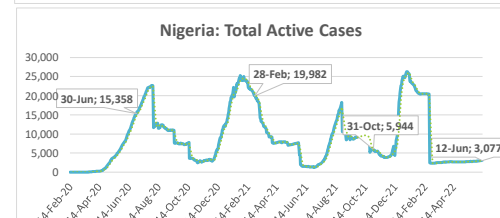
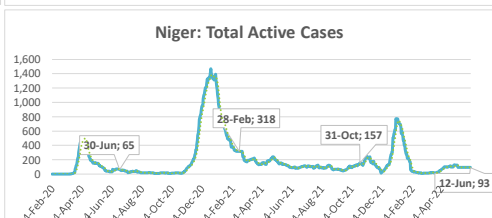
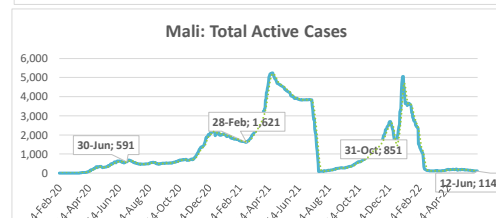
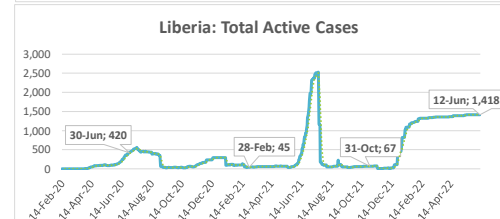
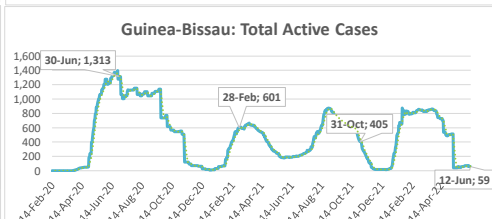
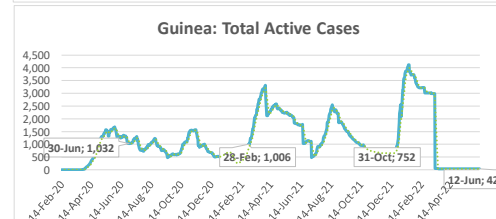
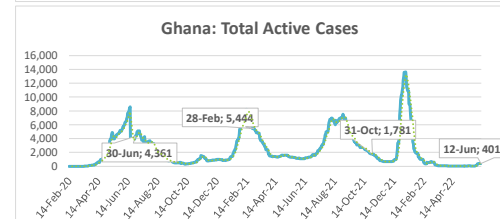
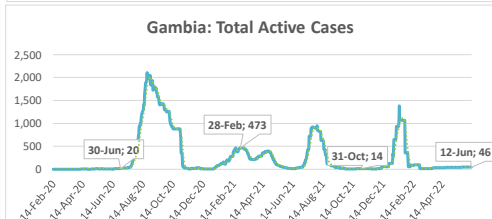
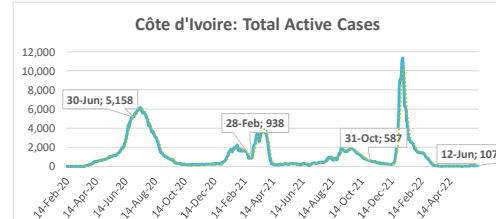
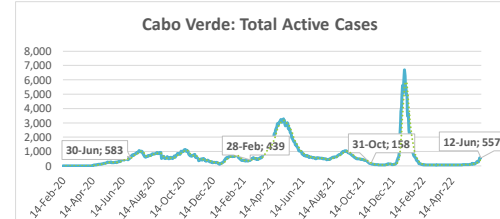
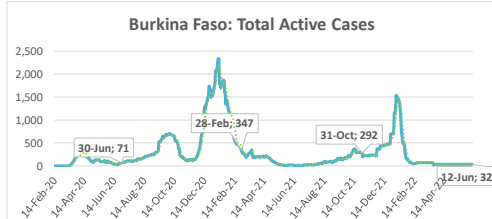
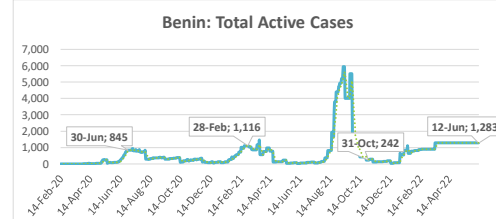
West Africa

Highlights of the Covid-19 Situation in West Africa for the Week Ending June 12, 2022

- **As of Sunday, June 12, 2022, the cumulative number of Covid-19 cases in the West Africa region had reached 841,491.** The total number of Covid-19 tests conducted and tests per 1 million people, in the West Africa region, stand at 14,973,607 and 37,697 respectively. The region reported 1,242 new cases during the week, which is a 9.2% increase compared to the new cases reported in the preceding week.
- **The total number of deaths reported reached 11,019 with 1 new death reported during the review week.** The total number of recovered cases since the start of the pandemic is 823,161, of which 769 were newly recovered cases during the review week. The total number of active cases stands at 7,311, indicating an increase of 472 cases in the week ending June 12, 2022. The weekly increase in the number of active cases in the region is mainly attributable to Cabo Verde followed by Nigeria.
- **Nigeria accounted for 30.5% of the total cases reported in the region since the start of the pandemic, while Cabo Verde accounted for 43.5% of the new cases in the region during the review week.** Liberia recorded the lowest cumulative number of cases in the region since the start of the pandemic, at 7,459.
- **The average case fatality rate (CFR) based on cumulative total cases and deaths as of June 12, 2022, for the region, stands at 1.3%.** The highest CFR in the region was reported in Liberia at 3.9% and the lowest in Benin at 0.6%.

Summary of COVID-19 tracking in West Africa: Situation for the week ending 12 June 2022

	Date of first case	Cases				Deaths				Recovered				Active				Test	
		Total cases	New cases for the week of	New cases for the week of	Weekly change	Total deaths	New deaths for the week of	New deaths for the week of	Weekly change from Previous week	Total Recovered	New recovered for the week of	New recovered for the week of	Weekly change from Previous week	Active cases	New active for the week of	New active for the week of	Weekly change from Previous week	Total tests	Tests Per million People
		12 June	12 June	5 June		12 June	5 June	5 June		12 June	5 June	5 June		12 June	12 June	5 June			
West Africa	28-Feb-20	841,491	1,242	1,137	105	11,019	1	3	-2	823,161	769	612	157	7,311	472	522	-50	14,973,607	37,697
Benin	16-Mar-20	26,952	0	0	0	163	0	0	0	25,506	0	0	0	1,283	0	0	0	604,310	49,847
Burkina Faso	9-Mar-20	20,899	0	0	0	384	0	0	0	20,483	0	0	0	32	0	0	0	324,773	15,537
Cabo Verde	20-Mar-20	57,096	540	266	274	402	0	1	-1	56,137	290	114	176	557	250	151	-99	491,852	884,647
Côte d'Ivoire	11-Mar-20	82,487	182	112	70	799	0	0	0	81,581	139	129	10	107	43	-17	60	1,532,530	58,098
Gambia, The	18-Mar-20	12,002	0	0	0	365	0	0	0	11,591	0	0	0	46	0	0	0	155,686	64,422
Ghana	12-Mar-20	161,935	140	425	-285	1,445	0	0	0	160,089	109	99	10	401	31	326	-295	2,455,067	79,010
Guinea	13-Mar-20	36,817	53	103	-50	442	0	0	0	36,333	53	103	-50	42	0	0	0	696,501	53,035
Guinea-Bissau	27-Mar-20	8,306	23	23	0	171	0	0	0	8,076	34	9	25	59	-11	14	-25	140,579	71,432
Liberia	16-Mar-20	7,459	3	1	-2	294	0	0	0	5,747	0	0	0	1,418	3	1	-2	139,824	27,646
Mali	25-Mar-20	31,125	15	14	-1	735	0	1	-1	30,276	17	52	-35	114	-2	-39	37	703,303	34,730
Niger	20-Mar-20	9,031	0	0	0	310	0	0	0	8,628	0	0	0	93	0	0	0	254,538	10,515
Nigeria	28-Feb-20	256,352	204	120	84	3,144	1	0	-1	250,131	66	29	37	3,077	137	91	46	5,198,572	25,219
Senegal	2-Mar-20	86,150	15	27	-12	1,967	0	1	-1	84,169	12	37	-25	14	3	-11	14	1,101,553	65,788
Sierra Leone	31-Mar-20	7,684	2	0	-2	125	0	0	0	7,559	2	0	2	0	0	0	0	428,517	53,719
Togo	6-Mar-20	37,196	65	46	19	273	0	0	0	36,855	47	40	7	68	18	6	12	746,002	90,111



.....: 7-day moving average