



AFRICAN DEVELOPMENT BANK GROUP

Weekly Data Flash on Covid-19 in Africa¹:

The situation as of Sunday, June 26, 2022

Statistics Department (ECST)

¹ This briefing note has been prepared by Roza Mamuye Bora, Principal Statistician; Anouar Chaouch, Senior Statistician; Soumaila Karambiri, Statistical Assistant; Regis Hauhouot Stephane, Statistical Assistant and Desire Lakpa Guy, Statistical Assistant; and Robert Maate, Chief Statistician under the supervision of Louis Kouakou, Ag Director, Statistics Department.

Contents

	Page
Highlights of the Covid-19 Situation in Africa as of June 26, 2022	1
Data Annexes: Africa	4
Highlights of the Covid-19 Situation in Central Africa as of June 26, 2022	6
Data Annexes: Central Africa	8
Highlights of the Covid-19 Situation in East Africa as of June 26, 2022	9
Data Annexes: East Africa	11
Highlights of the Covid-19 Situation in North Africa as of June 26, 2022	12
Data Annexes: North Africa	14
Highlights of the Covid-19 Situation in Southern Africa as of June 26, 2022	15
Data Annexes: Southern Africa	17
Highlights of the Covid-19 Situation in West Africa as of June 26, 2022	18
Data Annexes: West Africa	20

Highlights of the Covid-19 Situation in Africa for the Week Ending June 26, 2022

Vaccinations: Status Update

- In the week ending June 26, 2022, over 34.6 million new Covid-19 vaccinations were reported to have been administered globally, leading to a cumulative total of over 12 billion since the start of the program. In terms of the geographical distribution, China accounts for 28.2% of the total number of Covid-19 vaccinations administered to date, followed by India at 16.3% and the USA at 4.9%.
- The number of African countries with data on Covid-19 vaccinations stands at 51, of which only 9 released new data on the progress of the vaccination program this week. As of June 26, 2022, a cumulative total of 522,356,996¹ vaccinations had been administered in Africa, which represents 4.3% of total global vaccinations. Egypt accounts for 17.1% of the vaccinations carried out in Africa to date, followed by Morocco (10.5%), Nigeria (8.9%) and South Africa (7.0%). As of June 26, 2022, 18.4% of Africa's population had completed² a course of vaccination and 23.8% had received at least one dose of vaccine.

Covid-19 Testing in Africa

- As of Sunday, June 26, 2022, over 110.9 million tests for Covid-19 had been administered in Africa. Nine countries collectively account for 64.6% of all the tests conducted in Africa by June 26, 2022, namely, South Africa (23.2%), Morocco (10.7%), Egypt (5.5%), Rwanda (5.0%), Nigeria (4.8%), Ethiopia (4.5%), Tunisia (4.2%), Kenya (3.4%) and Zambia (3.2%).
- The average number of tests per 1 million people in Africa as of June 26, 2022, stands at 82,869. Mauritius is leading on this indicator with 1,008,450 tests per 1 million people, followed by Botswana (971,736), Cabo Verde 901,214), Eswatini (892,271), Gabon (719,473), South Africa (433,196) and Rwanda (428,327).

Confirmed, New and Active Global Covid-19 Cases

- Globally, the total number of confirmed Covid-19 cases since the start of the pandemic reached 543,565,736³, of which 95.4% have recovered. The majority cases (37.2%) occurred in Europe, followed by Asia (29.6%), North America (19.3%), South America (10.9%) and Africa (2.2%).

¹ The total vaccination figures indicate the total number of vaccines administered, including both vaccinations completed and vaccines of at least one dose.

² Completed vaccination refers to population that have taken the minimum required doses of vaccination, depending on the type of vaccine.

³ Due to irregular reporting from countries and because not all cases are reported to health facilities, the total figure is believed to be underestimated globally.

- **The number of new cases reported globally in the review week amounted to 4,613,822** indicating a 24.5% increase compared to the new cases recorded in the preceding week.
- **The cumulative total of global deaths due to Covid-19 reached 6,328,992, of which 10,366 were recorded in the week ending June 26, 2022.** This was 10.0% higher than the number of deaths recorded in the previous week. The number of global active cases increased by 729,510 cases in the week under review, bringing the total, as of June 26, 2022, to 18,720,113.
- **Africa accounts for 2.2% of the total global cases, 4.0% of total global deaths due to Covid-19, 2.1% of global recovered cases and 2.7% of active cases as of June 26, 2022, as detailed below.**

Confirmed, New and Active Covid-19 Cases in Africa

- **As of June 26, 2022, the total number of confirmed cases in Africa reached 11,836,422,⁴** 65.4% of which were in six countries, namely South Africa (33.7%), Morocco (10.2%), Tunisia (8.8%), Egypt (4.4%), Libya (4.2%) and Ethiopia (4.1%). The six countries with the lowest number of reported cases since the start of the pandemic were São Tomé & Príncipe, Chad, Liberia, Sierra Leone, Comoros and Guinea-Bissau, with cases ranging between 6,023 in São Tomé & Príncipe and 8,348 in Guinea-Bissau. These six countries collectively account for 0.4% of the confirmed cases in Africa. Considering population size, Seychelles, Botswana, Cabo Verde, Tunisia, Libya and South Africa are the six countries with the highest number of confirmed cases per 100,000 people, with rates ranging from 44,726 in Seychelles to 6,560 in South Africa.
- **In the week under review, a total of 46,118 new cases were reported in Africa,** which is 15.9% higher than the new cases recorded in the previous week. These new cases in Africa account for 1.0% of the weekly new cases recorded globally. The North Africa region accounted for 45.8% of the weekly new cases in Africa, followed by Southern Africa (28.6%), East Africa (16.1%), West Africa (6.7%) and Central Africa (2.9%).
- **The number of active cases in Africa increased by 16,499 in the week ending June 26, 2022, indicating a cumulative total of 497,739 active cases.** Currently, five countries collectively account for 63.5% of the active cases in Africa, namely Rwanda (16.8%), Algeria (16.2%), Uganda (12.7%), Egypt (9.8%) and Burundi (8.0%).
- **West Africa and East Africa recorded a decline in active cases, while an increase was observed in the rest of the regions during the review week.**

⁴ Burkina Faso, South Sudan, Benin, and Central Africa Republic have not released new data for this week ending June 26, 2022. The Democratic Republic of Congo, Angola, Lesotho, Guinea, Cameroon, Central African Republic, Republic of Congo, Comoros, Tanzania, Egypt, Mauritius, Gambia and Niger have not released new data for at least two consecutive weeks.

Deaths and the Case Fatality Rates in Africa

- **As of June 26, 2022, a total of 254,794 deaths had been reported in Africa since the start of the pandemic**, of which 50.8% were in Southern Africa, 32.8% in North Africa, 10.3% in East Africa, 4.3% in West Africa, and 1.8% in Central Africa. The five countries with the highest number of reported deaths due to Covid-19 since the start of the pandemic are South Africa, Tunisia, Egypt, Morocco and Ethiopia, ranging from 101,731 in South Africa to 7,530 in Ethiopia. A total of 252 new deaths were reported in Africa in the week under review, which is a 20.6% increase compared to the number recorded in the preceding week.
- **The case fatality rate (CFR), i.e. deaths per confirmed cases for Africa, stands at 2.2%, which is higher than the global CFR rate of 1.2%.** Regionally, West Africa has the lowest CFR at 1.3%, followed by Central Africa at 1.4%, East Africa at 1.9%, Southern Africa and North Africa at 2.3%. As of June 26, 2022, sixteen African countries recorded CFRs higher than the African average with the highest in Sudan at 7.9%, followed by Somalia (5.0%), Egypt (4.8%), Liberia (3.9%), Niger (3.4%), Malawi (3.1%), The Gambia (3.0%), Tunisia (2.7%), Mauritius (2.6%), Chad (2.6%), Algeria (2.6%), South Africa (2.5%), Namibia (2.4%), Tanzania (2.4%), Mali (2.4%), and Senegal (2.3%).

Recovery Rates in Africa

- **As of June 26, 2022, the cumulative total of recovered cases in Africa reached 10,991,764, representing 92.9% of its confirmed cases.**⁵ Regionally, the recovery rates stand at 97.5% for West Africa, 97.1% for Southern Africa, 92.9% for North Africa, 82.1% for Central Africa and 75.0% for East Africa. In the week under review, a total of 29,295 newly recovered cases were reported in Africa.

⁵ 21 countries did not report on recovered cases for the week ending June 26, 2022. Central African Republic, Chad, Tanzania, Sudan and Liberia are not currently reporting on recovered cases.

Status of Vaccinations Administered in Africa and Selected Global Countries for the Week Ending 26 June 2022

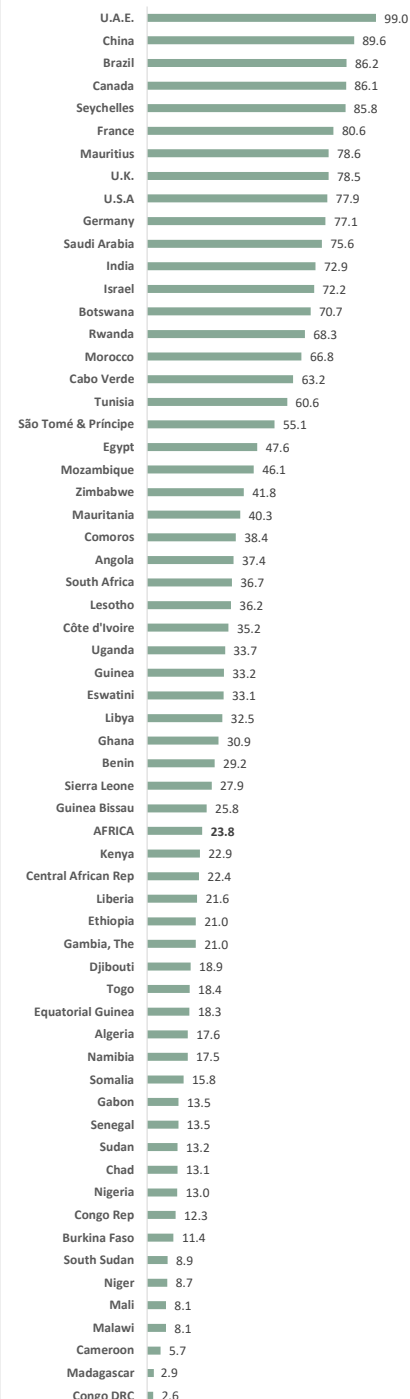
	Vaccinations					
	Total vaccinations	% of population vaccinated (at least one dose)	% of population vaccinated completed (2 doses)*	New vaccinations for the week of 26 June.	New vaccinations for the week of 19 June.	Weekly change
World	12,058,825,458	49.8	44.9	34,600,755	49,910,378	-15,309,623
AFRICA	522,356,996	23.8	18.4	1,869,116	8,577,138	-6,708,022
Algeria	15,205,854	17.6	14.5	0	0	0
Angola	19,486,927	37.4	20.1	0	530,594	-530,594
Benin	4,156,907	29.2	21.6	0	534,994	-534,994
Botswana	2,727,844	70.7	63.0	0	397,255	-397,255
Burkina Faso	2,947,562	11.4	7.2	0	8,907	-8,907
Cabo Verde	762,486	63.2	54.7	0	0	0
Cameroon	1,837,626	5.7	4.5	0	628	-628
Central African Rep	1,193,681	22.4	21.2	0	8,169	-8,169
Chad	2,355,126	13.1	12.4	0	2,205	-2,205
Comoros	642,520	38.4	33.9	0	0	0
Congo DRC	2,952,125	2.6	1.9	0	280,519	-280,519
Congo Rep	831,318	12.3	11.5	0	0	0
Côte d'Ivoire	12,753,769	35.2	26.0	0	0	0
Djibouti	209,475	18.9	14.9	0	0	0
Egypt	89,160,782	47.6	34.9	1,108,377	2,787,036	-1,678,659
Equatorial Guinea	480,000	18.3	14.8	0	0	0
Eswatini	535,393	33.1	28.7	0	0	0
Ethiopia	29,419,678	21.0	18.1	0	0	0
Gabon	566,886	13.5	11.2	0	8,430	-8,430
Gambia, The	720,000	21.0	14.9	0	0	0
Ghana	16,203,630	30.9	20.6	0	0	0
Guinea	6,127,699	33.2	18.6	0	0	0
Guinea Bissau	562,717	25.8	17.0	0	0	0
Kenya	18,696,980	22.9	16.8	123,952	140,957	-17,005
Lesotho	933,825	36.2	33.7	0	0	0
Liberia	2,201,300	21.6	20.9	0	0	0
Libya	3,560,043	32.5	17.0	4,348	28,602	-24,254
Madagascar	2,369,775	2.9	2.7	0	0	0
Malawi	2,166,402	8.1	6.3	0	0	0
Mali	2,308,245	8.1	6.0	0	109,111	-109,111
Mauritania	2,845,889	40.3	27.9	0	6,960	-6,960
Mauritius	2,698,115	78.6	75.7	0	0	0
Morocco	54,791,082	66.8	62.7	32,823	89,513	-56,690
Mozambique	31,616,078	46.1	43.2	0	0	0
Namibia	834,756	17.5	14.9	0	0	0
Niger	3,726,602	8.7	6.2	0	0	0
Nigeria	46,391,592	13.0	8.0	0	2,397,037	-2,397,037
Rwanda	22,214,312	68.3	64.2	0	0	0
São Tomé & Príncipe	214,560	55.1	41.1	0	5,903	-5,903
Senegal	2,523,856	13.5	6.1	0	0	0
Seychelles	221,597	85.8	81.6	0	97	-97
Sierra Leone	2,930,408	27.9	18.7	0	0	0
Somalia	3,090,120	15.8	9.8	93,325	211,808	-118,483
South Africa	36,760,098	36.7	31.7	157,744	153,684	4,060
South Sudan	1,059,464	8.9	8.5	0	13,654	-13,654
Sudan	9,710,092	13.2	8.3	0	110,675	-110,675
Togo	3,290,821	18.4	18.4	0	0	0
Tunisia	13,192,714	60.6	53.4	6,202	4,089	2,113
Uganda	21,268,120	33.7	22.9	0	223,690	-223,690
Zambia	6,917,310	...	22.9	241,924	465,455	-223,531
Zimbabwe	11,982,835	41.8	30.6	100,421	57,166	43,255
Americas						
Brazil	451,645,589	86.2	78.8	2,353,993	1,874,966	479,027
Canada	87,068,651	86.1	82.6	958,551	167,105	791,446
U.S.A	593,784,055	77.9	66.7	1,470,277	2,417,046	-946,769
Asia						
China	3,404,609,752	89.6	87.2	10,105,752	5,050,000	5,055,752
India	1,971,185,643	72.9	65.4	11,917,355	9,277,175	2,640,180
Europe						
France	145,479,342	80.6	78.3	210,699	261,996	-51,297
Germany	182,630,015	77.1	75.5	2,087,212	183,760	1,903,452
Israel	18,179,214	72.2	66.1	9,634	6,812	2,822
U.K.	149,401,686	78.5	73.4	316,872	1,118,872	-802,000
Middle East						
Saudi Arabia	66,700,629	75.6	71.0	24,289	197,023	-172,734
U.A.E.	24,922,054	99.0	97.1	0	0	0

*: % of population vaccinated completed: Indicates the population that has taken the minimum required doses to complete vaccination depending on the type of vaccine

Total vaccinations



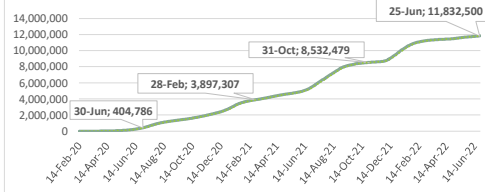
% of population vaccinated



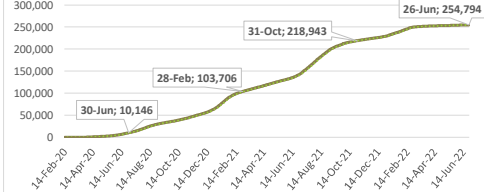
Summary of COVID-19 tracking in Africa: Situation for the week ending 26 June 2022

	Date of first case	Cases				Deaths				Recovered				Active				Test	
		Total cases	New cases for the week of	New cases for the week of	Weekly change from Previous week	Total deaths	New deaths for the week of	New deaths for the week of	Weekly change from Previous week	Total Recovered	New recovered for the week of	New recovered for the week of	Weekly change from Previous week	Active cases	New active for the week of	New active for the week of	Weekly change from Previous week	Total tests	Tests Per million People
		26 June.	19 June.	19 June.	19 June.	26 June.	19 June.	19 June.	19 June.	26 June.	19 June.	19 June.	19 June.	26 June.	19 June.	19 June.	19 June.	26 June.	26 June.
World	31-Dec-19	543,565,736	4,613,822	3,706,098	907,724	6,328,992	10,366	9,422	944	518,516,631	3,873,946	3,406,121	467,825	18,720,113	729,510	290,555	438,955	6,458,978,631	828,627
Africa	14-Feb-20	11,836,422	46,118	39,790	6,328	254,794	252	209	43	10,991,764	29,295	34,450	-5,155	497,739	16,499	5,086	11,413	110,946,681	82,869
Central Africa	6-Mar-20	321,104	1,335	47	1,288	4,480	27	0	27	263,714	33	16	17	52,910	1,275	31	1,244	6,447,698	44,009
East Africa	13-Mar-20	1,381,079	7,403	9,024	-1,621	26,199	16	22	-6	1,036,249	3,307	4,752	-1,445	226,506	4,008	4,205	-197	21,101,538	56,197
North Africa	14-Feb-20	3,594,525	21,109	11,413	9,696	83,671	29	12	17	3,338,482	10,942	5,981	4,961	172,372	10,138	5,420	4,718	26,463,386	128,192
Southern Africa	5-Mar-20	5,691,113	13,175	15,306	-2,131	129,407	171	166	5	5,525,682	12,666	21,582	-8,916	36,024	338	-6,442	6,780	41,805,891	196,102
West Africa	28-Feb-20	848,601	3,096	4,000	-904	11,037	9	9	0	827,637	2,347	2,119	228	9,927	740	1,872	-1,132	15,128,168	38,087

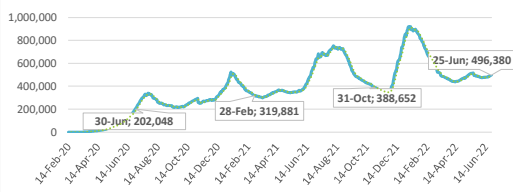
Africa: Total Cases



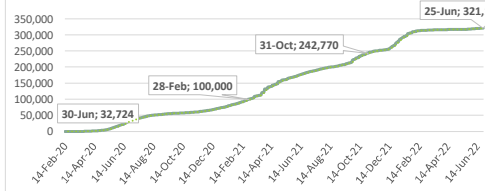
Africa: Total Deaths



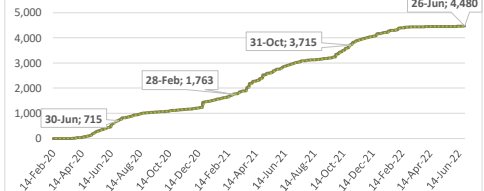
Africa: Total Active Cases



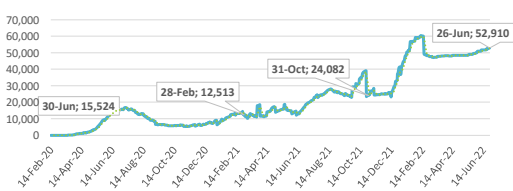
Central Africa: Total Cases



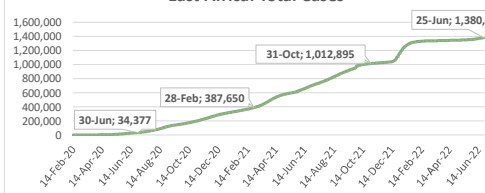
Central Africa: Total Deaths



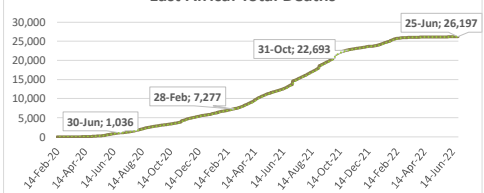
Central Africa: Total Active Cases



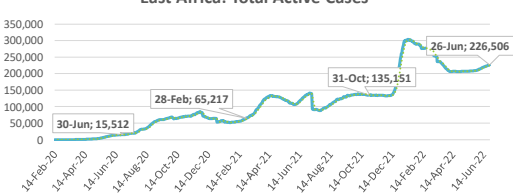
East Africa: Total Cases



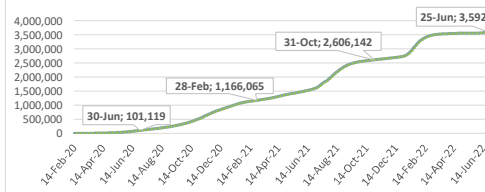
East Africa: Total Deaths



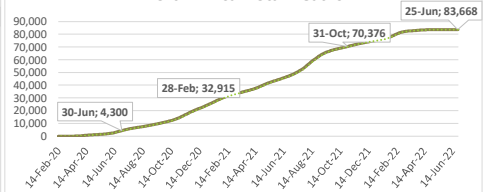
East Africa: Total Active Cases



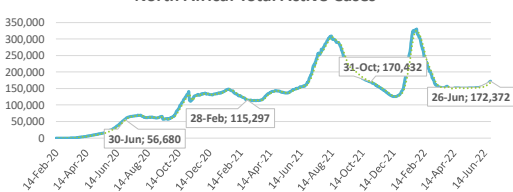
North Africa: Total Cases



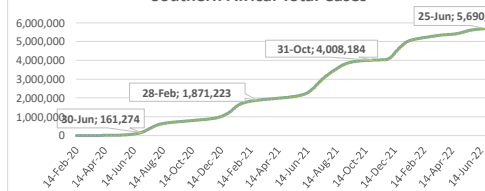
North Africa: Total Deaths



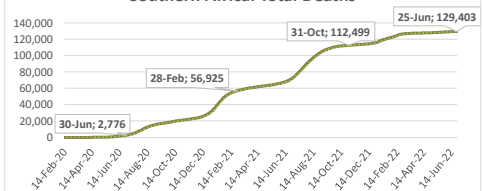
North Africa: Total Active Cases



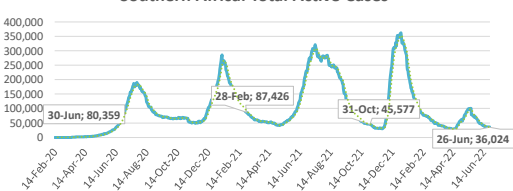
Southern Africa: Total Cases



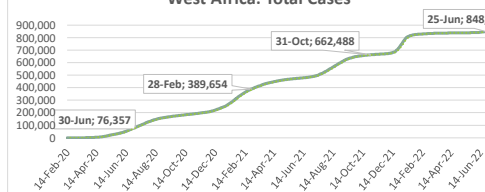
Southern Africa: Total Deaths



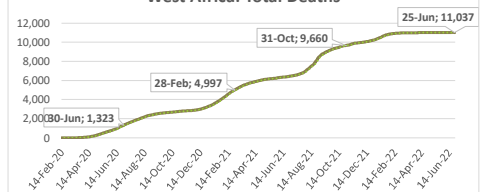
Southern Africa: Total Active Cases



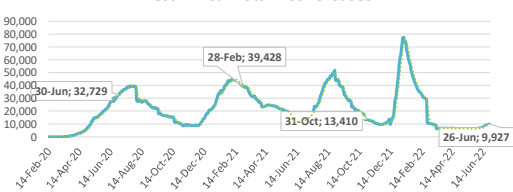
West Africa: Total Cases



West Africa: Total Deaths



West Africa: Total Active Cases



.....: 7-day moving average

Central Africa

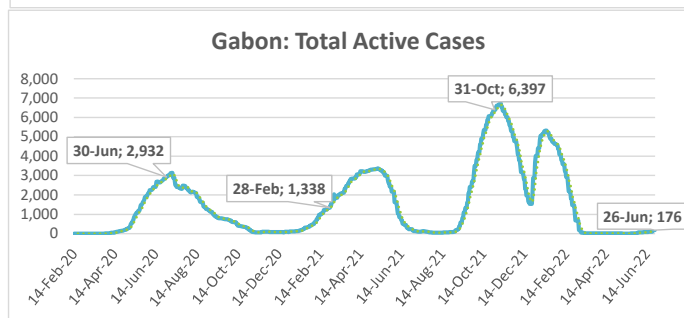
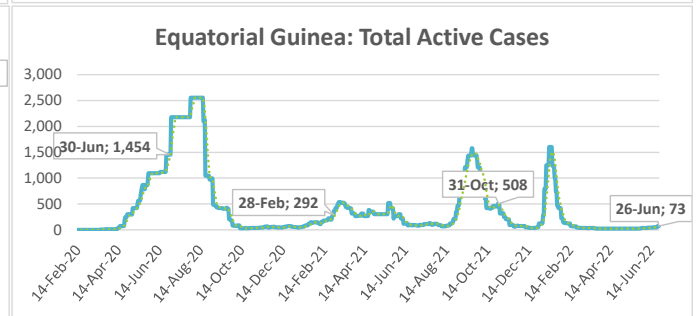
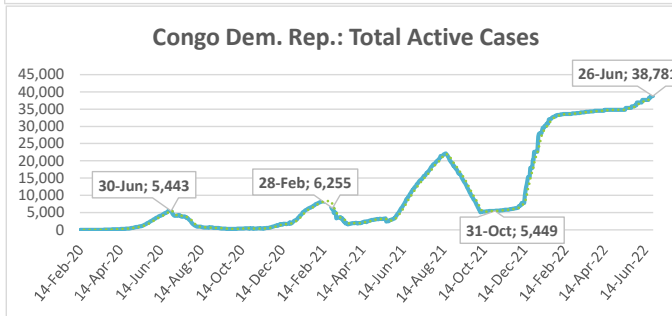
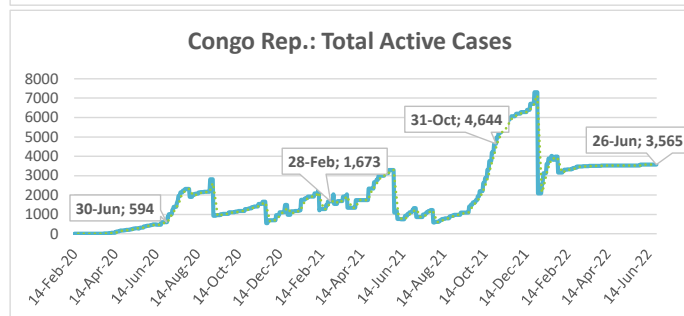
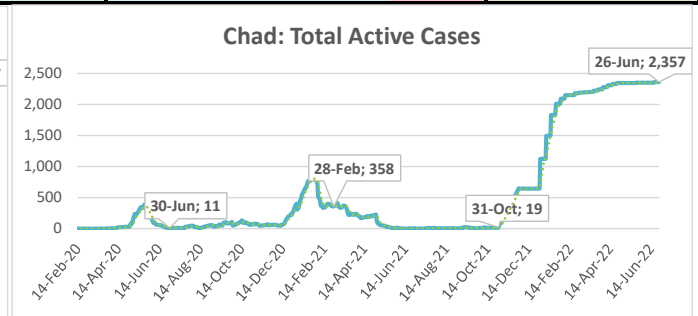
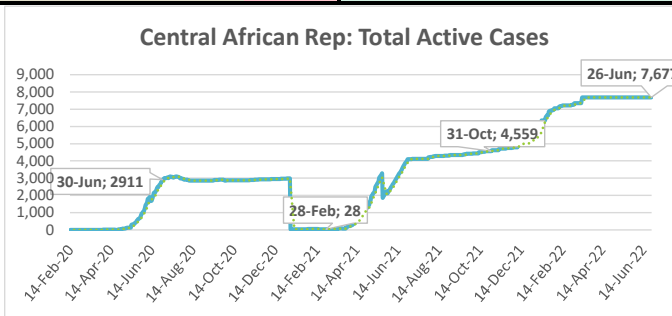
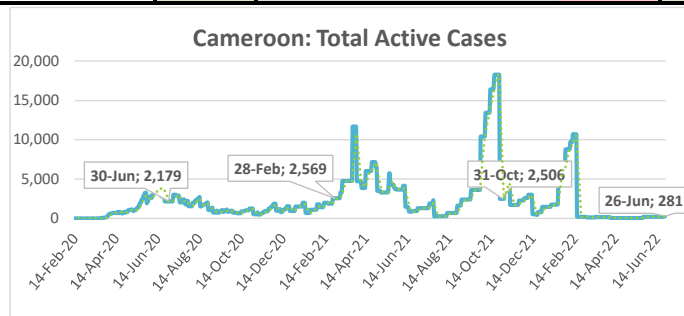
Highlights of the Covid-19 Situation in Central Africa for the Week Ending June 26, 2022

- **As of June 26, 2022, the number of reported total cases in the Central Africa region reached 321,104.** The total number of Covid-19 tests conducted and tests per 1 million people in the region, stood at 6,447,698 and 44,099 respectively. The region reported 1,335 new cases during the week.
- **The total number of deaths reported since the start of the pandemic reached 4,480,** with 27 new deaths reported during the review week. The number of total recovered cases was 263,714¹, with 33 newly recovered cases reported during the week. The total number of active cases stands at 52,910, indicating an increase of 1,275 cases during the review week, which is mainly attributable to the Democratic Republic of Congo.
- **Cameroon accounted for 37.4% of the total cases reported in the region since the start of the pandemic, while the Democratic Republic of Congo accounted for 86.1% of the new cases reported during the week.** Chad has recorded the lowest number of total cases in the region since the start of the pandemic, at 7,424.
- **The average case fatality rate (CFR) based on cumulative total cases and deaths as of June 26, 2022, for the region, stands at 1.4%.** The highest CFR in the region was reported in Chad at 2.6% and the lowest in Gabon at 0.6%.

¹ Cameroon, Congo Republic did not release data on recovered cases for the week ending June 26, 2022. Central African Republic and Chad are not releasing data on recovered cases.

Summary of COVID-19 tracking in Central Africa: Situation for the week ending 26 June 2022

	Date of first case	Cases				Deaths				Recovered				Active				Test	
		Total cases	New cases for the week of	New cases for the week of	Weekly change	Total deaths	New deaths for the week of	New deaths for the week of	Weekly change from Previous week	Total Recovered	New recovered for the week of	New recovered for the week of	Weekly change from Previous week	Active cases	New active for the week of	New active for the week of	Weekly change from Previous week	Total tests	Tests Per million People
		26 June.	19 June.	19 June.	1,288	26 June.	19 June.	19 June.	27	26 June.	19 June.	19 June.	17	26 June.	19 June.	19 June.	1,244	6,447,698	44,009
Central Africa	6-Mar-20	321,104	1,335	47	1,288	4,480	27	0	27	263,714	33	16	17	52,910	1,275	31	1,244	6,447,698	44,009
Cameroon	6-Mar-20	120,002	55	0	55	1,930	0	0	0	117,791	0	0	0	281	55	0	55	2,752,259	103,679
Central African Rep.	15-Mar-20	14,649	0	0	0	113	0	0	0	6,859	0	0	0	7,677	0	0	0	95,513	19,776
Chad	19-Mar-20	7,424	4	2	2	193	0	0	0	4,874	0	0	0	2,357	4	2	2	218,873	13,325
Congo Rep.	15-Mar-20	24,128	0	0	0	385	0	0	0	20,178	0	0	0	3,565	0	0	0	395,040	71,590
Congo Dem. Rep.	10-Mar-20	91,082	1,150	0	1,150	1,371	26	0	26	50,930	0	0	0	38,781	1,124	0	1,124	1,047,705	11,698
Equatorial Guinea	14-Mar-20	15,995	44	14	30	183	0	0	0	15,739	20	8	12	73	24	6	18	336,953	240,169
Gabon	12-Mar-20	47,824	82	31	51	305	1	0	1	47,343	13	8	5	176	68	23	45	1,601,355	719,473



.....: 7-day moving average

East Africa

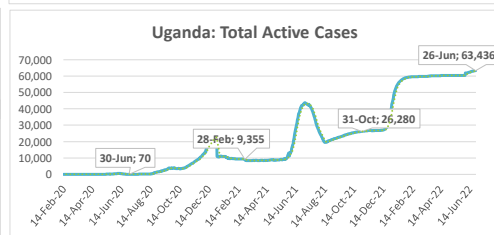
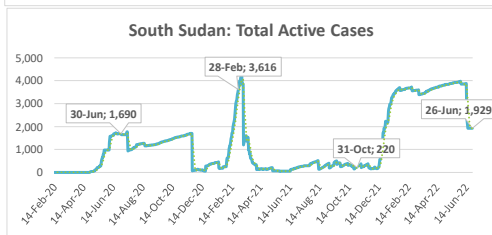
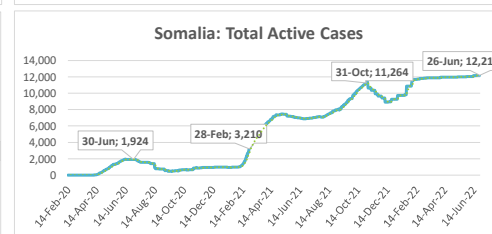
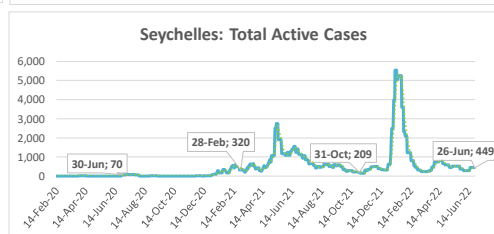
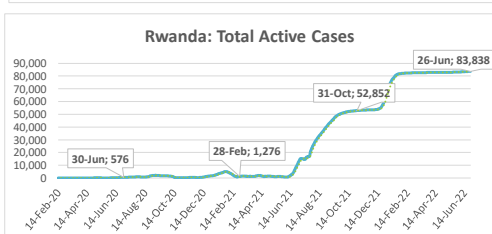
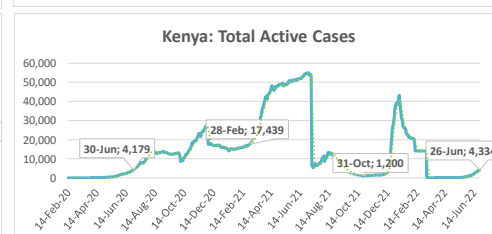
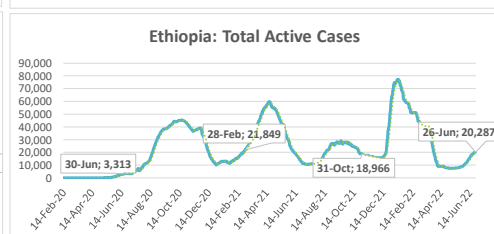
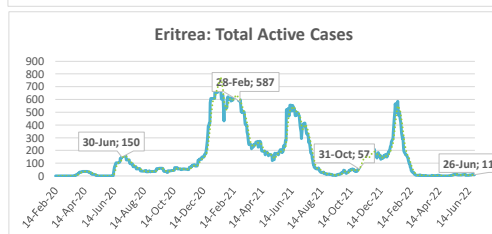
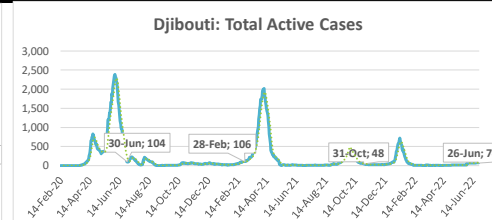
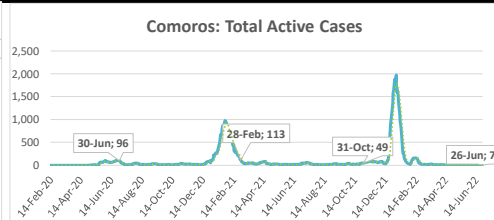
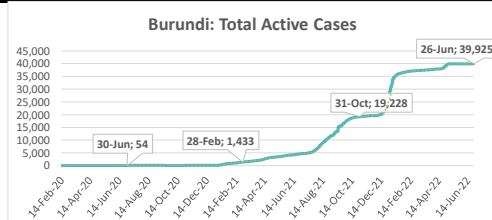
Highlights of the Covid-19 Situation in East Africa for the Week Ending June 26, 2022

- **As of Sunday, June 26, 2022, the cumulative number of total cases in the East Africa region since the start of the pandemic reached 1,381,079.** The total number of Covid-19 tests conducted and tests per 1 million people, in the region, stand at 21,101,538 and 56,197 respectively. The region reported 7,403 new cases in the review week, which is an 18.0% decrease compared to the new cases recorded in the preceding week.
- **The total number of deaths reported reached 26,199, with 16 new deaths occurring during the week ending June 26, 2022.** The number of total recovered cases reached 1,036,249,¹ of which 3,307 were newly recovered cases during the review week. The total number of active cases in the region currently stands at 226,506, indicating an increase of 4,008 cases in the week. The weekly increase in the number of active cases in the region is mainly attributable to Ethiopia followed by Kenya.
- **Ethiopia accounted for 35.3% of the total cases reported in the region since the start of the pandemic and 44.5% of the new cases reported in the region during the review week.** Comoros has recorded the lowest number of total cases in the region since the start of the pandemic at 8,100, of which 97.9% are reported to have recovered.
- **The average case fatality rate (CFR)² for the East Africa region, based on cumulative total cases and deaths as of June 26, 2022, stands at 1.9%.** The highest CFR in the region was reported in Sudan at 7.9% and the lowest in Seychelles at 0.4%.

¹ Comoros, Djibouti, Rwanda, Somalia, South Sudan did not release data on recovered cases during the week ending June 26, 2022. Sudan and Tanzania are not releasing data on recovered cases

² Burundi has published no new data on deaths since 6 January 21, hence is excluded from the CFR comparison.

Summary of COVID-19 tracking in East Africa: Situation for the week ending 26 June 2022																			
	Date of first case	Cases				Deaths				Recovered				Active				Test	
		Total cases	New cases for the week of	New cases for the week of	Weekly change	Total deaths	New deaths for the week of	New deaths for the week of	Weekly change from Previous week	Total Recovered	New recovered for the week of	New recovered for the week of	Weekly change from Previous week	Active cases	New active for the week of	New active for the week of	Weekly change from Previous week	Total tests	Tests Per million People
			26 June.	19 June.			19 June.	26 June.			19 June.	26 June.			19 June.	26 June.			
East Africa	13-Mar-20	1,381,079	7,403	9,024	-1,621	26,199	16	22	-6	1,036,249	3,307	4,752	-1,445	226,506	4,008	4,205	-197	21,101,538	56,197
Burundi	31-Mar-20	42,542	144	150	-6	38	0	0	0	2,579	144	150	-6	39,925	0	0	0	1,627,199	136,845
Comoros	2-May-20	8,100	0	0	0	160	0	0	0	7,933	0	0	0	7	0	0	0	100,289	115,328
Djibouti	18-Mar-20	15,690	4	0	-4	189	0	0	0	15,427	0	0	0	74	4	0	-4	309,732	313,494
Eritrea	21-Mar-20	9,788	11	6	-5	103	0	0	0	9,674	7	4	3	11	4	2	-2	23,693	6,681
Ethiopia	13-Mar-20	487,430	3,292	5,175	-1,883	7,530	7	7	0	459,613	1,333	1,561	-228	20,287	1,952	3,607	-1,655	5,044,139	43,876
Kenya	13-Mar-20	332,227	2,874	2,421	-453	5,652	1	0	-1	322,241	1,675	1,047	628	4,334	1,198	1,374	-176	3,744,829	69,644
Rwanda	14-Mar-20	130,819	251	223	-28	1,459	0	0	0	45,522	0	0	0	83,838	251	223	-28	5,547,791	428,327
Seychelles	15-Mar-20	44,669	148	158	-10	167	0	0	0	44,053	148	0	148	449	0	158	-158	21,504	218,654
Somalia	16-Mar-20	26,748	73	110	-37	1,350	0	0	0	13,182	0	0	0	12,216	73	110	-37	493,663	31,061
South Sudan	5-Apr-20	17,697	0	53	-53	138	0	0	0	15,630	0	1,986	-1,986	1,929	0	-1,933	1,933	410,280	36,653
Sudan	13-Mar-20	62,551	62	45	-17	4,951	1	0	-1	562,941	12,838
Tanzania	16-Mar-20	35,366	12	0	-12	841	1	0	-1	455,776	7,630
Uganda	21-Mar-20	167,452	532	683	-151	3,621	6	15	-9	100,395	0	4	-4	63,436	526	664	-138	2,759,702	60,333



.....: 7-day moving average

North Africa

Highlights of the Covid-19 Situation in North Africa for the Week Ending June 26, 2022

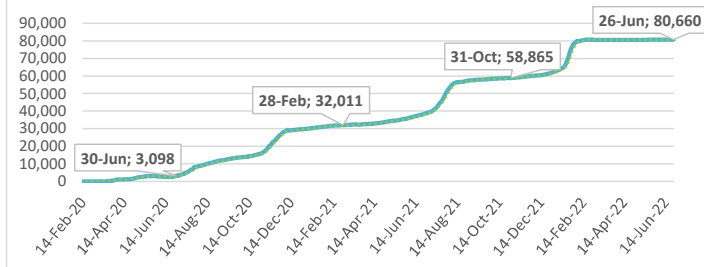
- **As of Sunday, June 26, 2022, the cumulative total cases reported in the North Africa region reached 3,594,525, since the start of the pandemic.** The total number of Covid-19 tests conducted and tests per 1 million people, in the region, stand at 26,463,386 and 128,192 respectively. The region reported 21,109 new cases in the review week, which an 85.0% increase compared to the new cases reported in the preceding week.
- **The cumulative total deaths reported for the region reached 83,671, of which 29 were new deaths during the week ending June 26, 2022.** The cumulative number of recovered cases since the start of the pandemic reached 3,338,482, of which 10,942¹ were newly recovered cases during the review week. The cumulative total of active cases stands at 172,372, indicating an increase of 10,138 cases during the week. The weekly increase in the number of active cases in the region is mainly attributable to Morocco.
- **Morocco accounted for 33.5% of the total cases reported in the region since the start of the pandemic and 88.1% of the new cases in the region during the week.** The lowest number of total cases in the region, since the start of the pandemic was recorded in Mauritania at 59,451, of which 98.0% recovered.
- **The average case fatality rate (CFR) based on cumulative total cases and deaths as of June 26, 2022, for the region, stands at 2.3%.** The highest CFR in the region was recorded in Egypt at 4.8% and the lowest in Libya at 1.3%.

¹ Egypt and Libya did not release data on recovered cases for the week ending June 26, 2022.

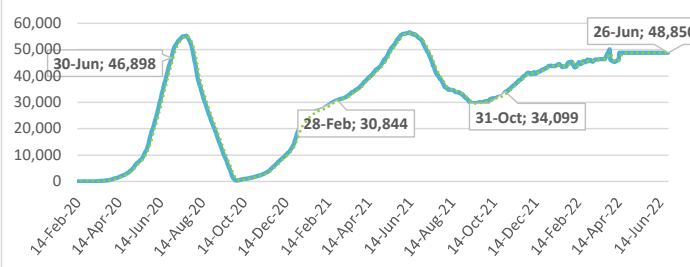
Summary of COVID-19 tracking in North Africa: Situation for the week ending 26 June 2022

	Date of first case	Cases				Deaths				Recovered				Active				Test	
		Total cases	New cases for the week of	New cases for the week of	Weekly change	Total deaths	New deaths for the week of	New deaths for the week of	Weekly change from Previous week	Total Recovered	New recovered for the week of	New recovered for the week of	Weekly change from Previous week	Active cases	New active for the week of	New active for the week of	Weekly change from Previous week	Total tests	Tests Per million People
		26 June.	19 June.	19 June.	26 June.	26 June.	19 June.	19 June.	26 June.	26 June.	19 June.	19 June.	26 June.	26 June.	19 June.	19 June.	26 June.	26 June.	26 June.
North Africa	14-Feb-20	3,594,525	21,109	11,413	9,696	83,671	29	12	17	3,338,482	10,942	5,981	4,961	172,372	10,138	5,420	4,718	26,463,386	128,192
Algeria	26-Feb-20	266,038	63	48	15	6,875	0	0	0	178,503	39	27	12	80,660	24	21	3	230,861	5,265
Egypt	14-Feb-20	515,645	0	0	0	24,613	0	0	0	442,182	0	0	0	48,850	0	0	0	6,122,287	59,826
Libya	25-Mar-20	502,110	34	36	-2	6,430	0	0	0	490,973	0	0	0	4,707	34	36	-2	2,581,124	375,639
Mauritania	14-Mar-20	59,451	147	57	90	982	0	0	0	58,269	47	78	-31	200	100	-21	121	1,000,648	215,209
Morocco	5-Mar-20	1,204,578	18,588	10,386	8,202	16,101	14	5	9	1,169,060	10,046	5,276	4,770	19,417	8,528	5,105	3,423	11,870,186	321,593
Tunisia	5-Mar-20	1,046,703	2,277	886	1,391	28,670	15	7	8	999,495	810	600	210	18,538	1,452	279	1,173	4,658,280	394,148

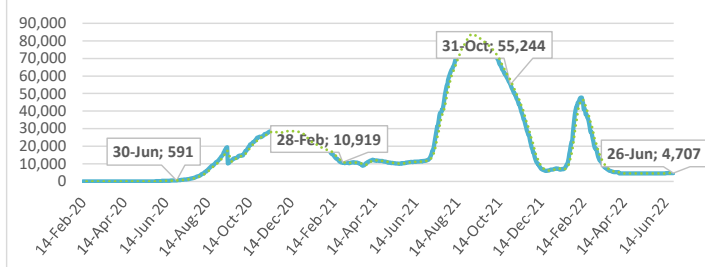
Algeria: Total Active Cases



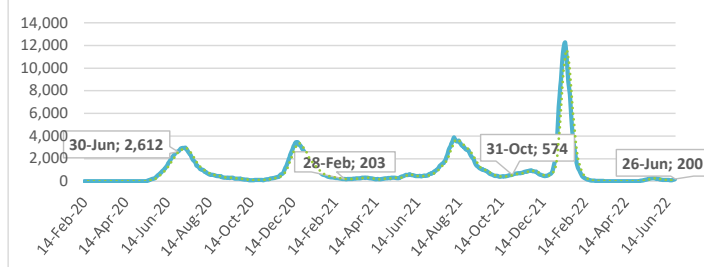
Egypt: Total Active Cases



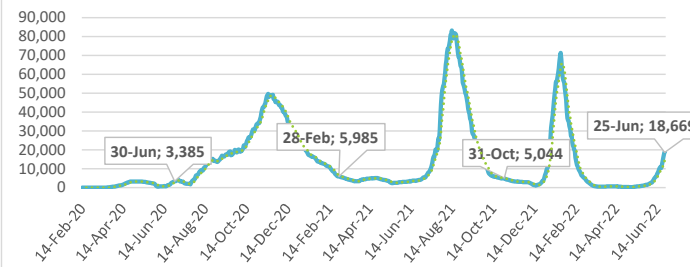
Libya: Total Active Cases



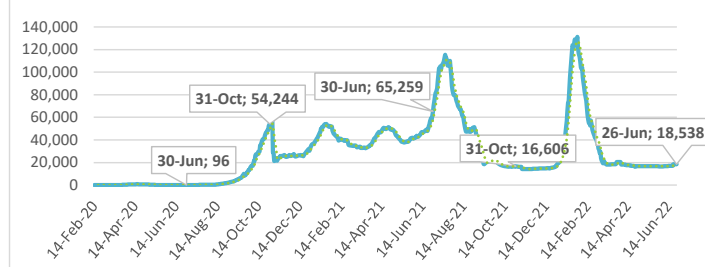
Mauritania: Total Active Cases



Morocco: Total Active Cases



Tunisia: Total Active Cases



.....: 7-day moving average

Southern Africa

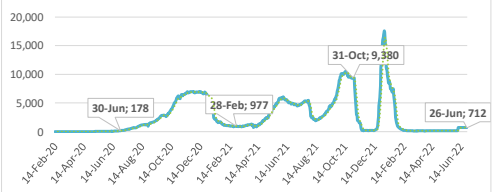
Highlights of the Covid-19 Situation in Southern Africa for the Week Ending June 26, 2022

- **As of Sunday, June 26, 2022, the number of cumulative total cases in the Southern Africa region reached 5,691,113.** The total number of Covid-19 tests conducted and tests per 1 million people, in the Southern region, stand at 41,805,891 and 196,102 respectively. The region reported 13,175 new cases in the review week, which is a 13.9% decrease compared to the preceding week.
- **The total number of deaths reported reached 129,407, of which 171 were new deaths during the week.** The total number of recovered cases reached 5,525,682, of which 12,666 were newly recovered cases during the review week. The total number of active cases stands at 36,024, indicating an increase of 338 cases in the review week, which is mainly attributable to Botswana.
- **As of June 26, 2022, South Africa accounted for 70.2% of the total cases reported in the region since the start of the pandemic and 44.4% of the new cases in the region during the week.** The lowest number of total cases in the region, since the start of the pandemic, was recorded in São Tomé & Príncipe at 6,023 of which 98.6% are reported to have recovered.
- **The average case fatality rate (CFR) for the Southern region, based on cumulative total cases and deaths as of June 26, 2022, stands at 2.3%.** The highest CFR in the region was reported in Malawi at 3.1% and the lowest in Botswana at 0.9%.

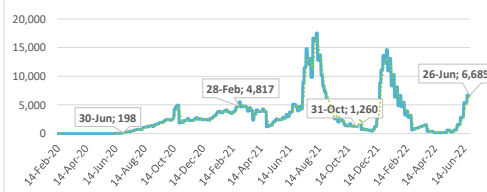
Summary of COVID-19 tracking in Southern Africa: Situation for the week ending 26 June 2022

	Date of first case	Cases				Deaths				Recovered				Active				Test	
		Total cases	New cases for the week of	New cases for the week of	Weekly change	Total deaths	New deaths for the week of	New deaths for the week of	Weekly change from Previous week	Total Recovered	New recovered for the week of	New recovered for the week of	Weekly change from Previous week	Active cases	New active for the week of	New active for the week of	Weekly change from Previous week	Total tests	Tests Per million People
		26 June.	19 June.	19 June.	26 June.	26 June.	19 June.	19 June.	26 June.	26 June.	19 June.	19 June.	26 June.	26 June.	19 June.	19 June.	26 June.	26 June.	26 June.
Southern Africa	5-Mar-20	5,691,113	13,175	15,306	-2,131	129,407	171	166	5	5,525,682	12,666	21,582	-8,916	36,024	338	-6,442	6,780	41,805,891	196,102
Angola	27-Mar-20	99,761	0	0	0	1,900	0	0	0	97,149	0	0	0	712	0	0	0	1,618,566	49,247
Botswana	16-Mar-20	318,528	4,286	3,811	-475	2,719	10	8	-2	309,124	3,006	1,231	1,775	6,685	1,270	2,572	-1,302	2,285,160	971,736
Eswatini	14-Mar-20	73,073	67	115	-48	1,415	0	5	-5	71,622	84	205	-121	36	-17	-95	78	1,035,181	892,271
Lesotho	13-May-20	33,938	192	0	192	699	0	0	0	24,155	0	0	0	9,084	192	0	192	462,136	215,725
Madagascar	20-Mar-20	65,381	372	324	-48	1,398	0	2	-2	63,286	153	127	26	697	219	195	24	464,751	16,783
Malawi	2-Apr-20	86,348	144	97	47	2,645	1	2	-1	82,979	16	31	-15	724	127	64	63	590,405	30,863
Mauritius	18-Mar-20	38,427	152	100	-52	1,002	1	1	0	36,692	87	189	-102	733	64	-90	154	1,282,514	1,008,450
Mozambique	27-Mar-20	227,644	517	664	-147	2,212	3	3	0	224,931	624	647	-23	501	-110	14	-124	1,345,139	43,037
Namibia	14-Mar-20	169,076	208	465	-257	4,061	5	7	-2	164,452	854	1,195	-341	563	-651	-737	86	1,058,913	416,746
São Tomé & Príncipe	6-Apr-20	6,023	13	7	-6	73	0	0	0	5,937	7	12	-5	13	6	-5	11	45,032	205,476
South Africa	5-Mar-20	3,992,449	5,848	8,011	-2,163	101,731	127	120	7	3,877,400	6,505	16,022	-9,517	13,318	-784	-8,131	7,347	25,692,263	433,196
Zambia	18-Mar-20	325,110	822	1,066	-244	4,003	9	5	-4	319,722	594	982	-388	1,385	219	79	140	3,538,152	192,459
Zimbabwe	25-Mar-20	255,355	554	646	-92	5,549	15	13	2	248,233	736	941	-205	1,573	-197	-308	111	2,387,679	160,647

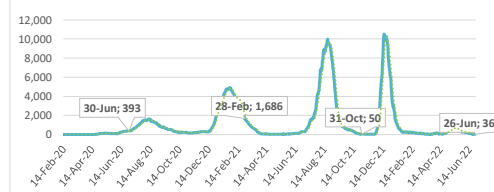
Angola: Total Active Cases



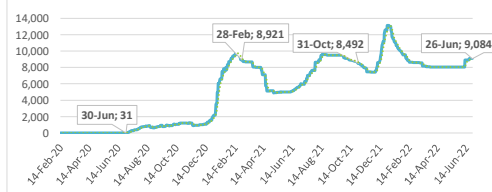
Botswana: Total Active Cases



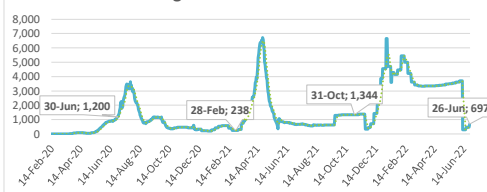
Eswatini: Total Active Cases



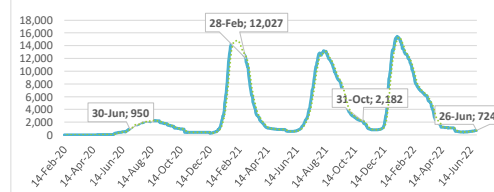
Lesotho: Total Active Cases



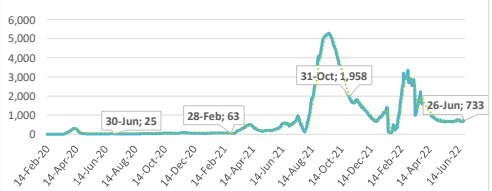
Madagascar: Total Active Cases



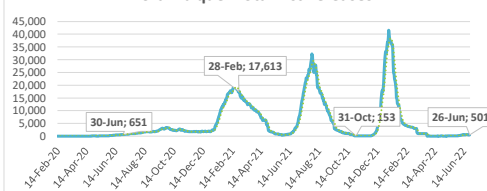
Malawi: Total Active Cases



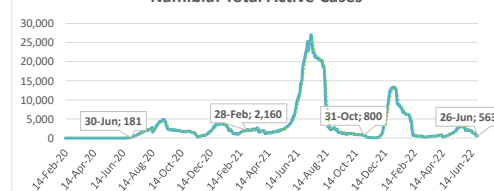
Mauritius: Total Active Cases



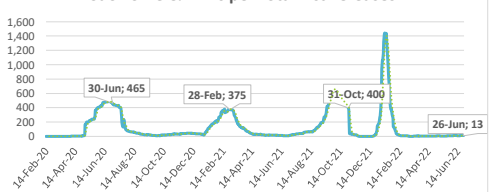
Mozambique: Total Active Cases



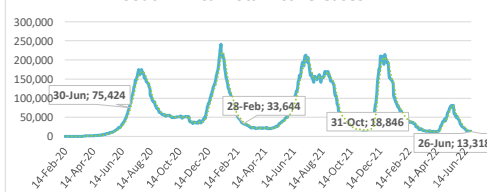
Namibia: Total Active Cases



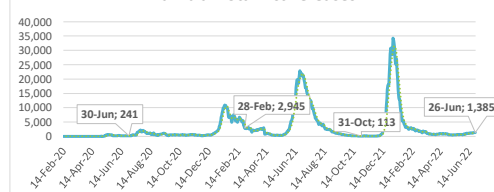
São Tomé & Príncipe: Total Active Cases



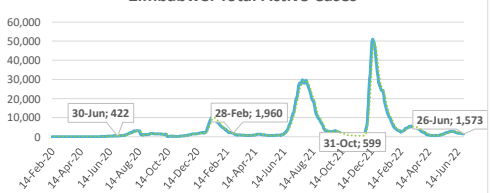
South Africa: Total Active Cases



Zambia: Total Active Cases



Zimbabwe: Total Active Cases



.....: 7-day moving average

West Africa

Highlights of the Covid-19 Situation in West Africa for the Week Ending June 26, 2022

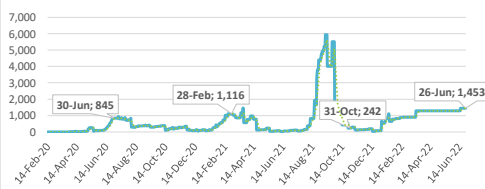
- **As of Sunday, June 26, 2022, the cumulative number of Covid-19 cases in the West Africa region had reached 848,601.** The total number of Covid-19 tests conducted and tests per 1 million people, in the West Africa region, stand at 15,128,168 and 38,087 respectively. The region reported 3,096 new cases during the week, which is 22.6% lower than the new cases reported in the preceding week.
- **The total number of deaths reported reached 11,037 with 9 new deaths reported during the review week.** The total number of recovered cases since the start of the pandemic is 827,637¹, of which 2,347 were newly recovered cases during the review week. The total number of active cases stands at 9,927, indicating an increase of 740 cases in the week ending June 26, 2022. The weekly increase in the number of active cases in the region is mainly attributable to Nigeria and Cabo Verde.
- **Nigeria accounted for 30.3% of the total cases reported in the region since the start of the pandemic, while Cabo Verde accounted for 40.1% of the new cases in the region during the review week.** Liberia recorded the lowest cumulative number of cases in the region since the start of the pandemic at 7,493.
- **The average case fatality rate (CFR) based on cumulative total cases and deaths as of June 26, 2022, for the region, stands at 1.3%.** The highest CFR in the region was reported in Liberia at 3.9% and the lowest in Benin at 0.6%.

¹ Liberia has not been releasing data on recovered cases for the past few months.

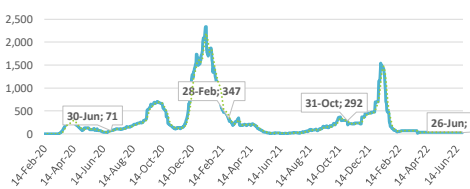
Summary of COVID-19 tracking in West Africa: Situation for the week ending 26 June 2022

	Date of first case	Cases				Deaths				Recovered				Active				Test	
		Total cases	New cases for the week of	New cases for the week of	Weekly change	Total deaths	New deaths for the week of	New deaths for the week of	Weekly change from Previous week	Total Recovered	New recovered for the week of	New recovered for the week of	Weekly change from Previous week	Active cases	New active for the week of	New active for the week of	Weekly change from Previous week	Total tests	Tests Per million People
		26 June	19 June	12 June	5 June	26 June	19 June	12 June	5 June	26 June	19 June	12 June	5 June	26 June	19 June	12 June	5 June	26 June	19 June
West Africa	28-Feb-20	848,601	3,096	4,000	-904	11,037	9	9	0	827,637	2,347	2,119	-228	9,927	740	1,872	-1,132	15,128,168	38,087
Benin	16-Mar-20	27,122	0	170	-170	163	0	0	0	25,506	0	0	0	1,453	0	170	-170	604,310	49,847
Burkina Faso	9-Mar-20	21,044	0	145	-145	387	0	3	-3	20,625	0	142	-142	32	0	0	0	324,773	15,537
Cabo Verde	20-Mar-20	59,416	1,240	1,080	-160	403	1	0	-1	57,752	1,060	555	-505	1,261	179	525	-346	501,063	901,214
Côte d'Ivoire	11-Mar-20	83,049	325	237	-88	805	3	3	0	82,036	256	199	-57	208	66	35	-31	1,545,816	58,602
Gambia, The	18-Mar-20	12,002	0	0	0	365	0	0	0	11,591	0	0	0	46	0	0	0	155,686	64,422
Ghana	12-Mar-20	164,843	922	1,986	-1,064	1,448	2	1	-1	161,978	828	1,061	-233	1,417	92	924	-832	2,468,433	79,440
Guinea	13-Mar-20	36,817	0	0	0	442	0	0	0	36,333	0	0	0	42	0	0	0	710,489	54,100
Guinea-Bissau	27-Mar-20	8,348	41	1	-40	171	0	0	0	8,105	20	9	-11	72	21	-8	-29	143,249	72,789
Liberia	16-Mar-20	7,493	4	30	-26	294	0	0	0	5,747	0	0	0	1,452	4	30	-26	139,824	27,646
Mali	25-Mar-20	31,156	19	12	-7	737	1	1	0	30,325	11	38	-27	94	7	-27	-34	710,638	35,092
Niger	20-Mar-20	9,031	0	0	0	310	0	0	0	8,628	0	0	0	93	0	0	0	254,538	10,515
Nigeria	28-Feb-20	256,958	385	221	-164	3,144	0	0	0	250,177	22	24	-2	3,637	363	197	-166	5,279,608	25,612
Senegal	2-Mar-20	86,280	53	63	-10	1,968	0	1	-1	84,281	60	42	-18	31	-7	20	-27	1,109,699	66,275
Sierra Leone	31-Mar-20	7,694	6	4	-2	125	0	0	0	7,569	6	4	-2	0	0	0	0	428,517	53,719
Togo	6-Mar-20	37,348	101	51	-50	275	2	0	-2	36,984	84	45	-39	89	15	6	-9	751,525	90,778

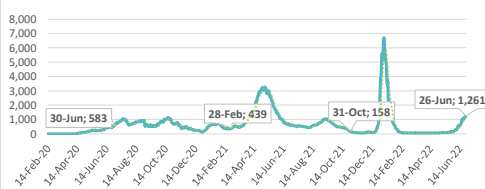
Benin: Total Active Cases



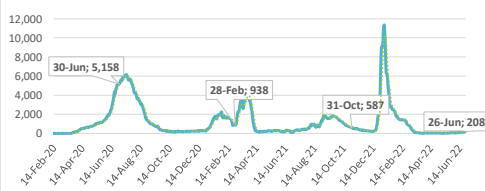
Burkina Faso: Total Active Cases



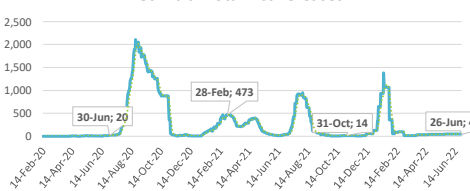
Cabo Verde: Total Active Cases



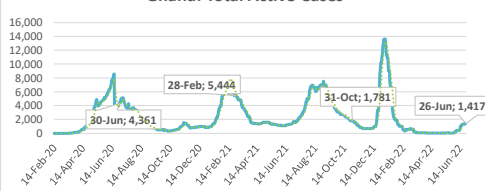
Côte d'Ivoire: Total Active Cases



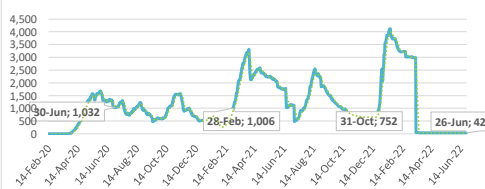
Gambia: Total Active Cases



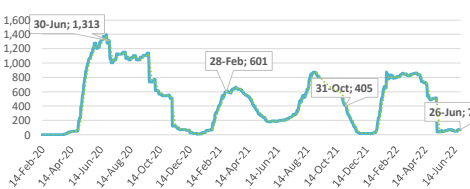
Ghana: Total Active Cases



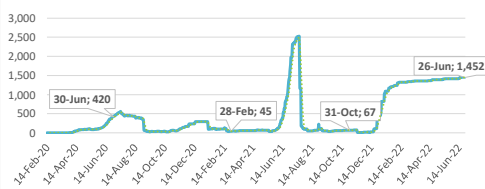
Guinea: Total Active Cases



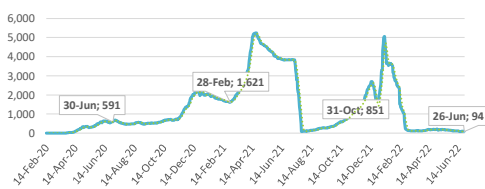
Guinea-Bissau: Total Active Cases



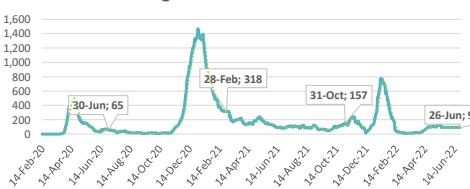
Liberia: Total Active Cases



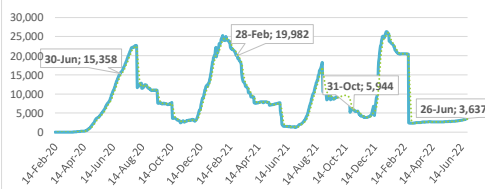
Mali: Total Active Cases



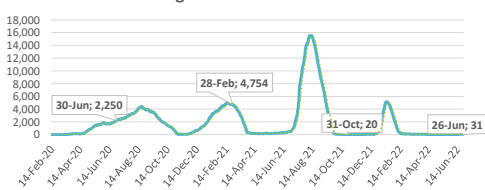
Niger: Total Active Cases



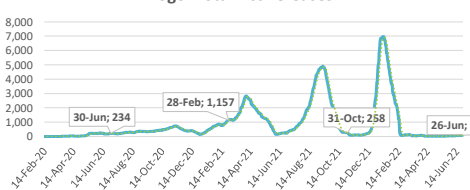
Nigeria: Total Active Cases



Senegal: Total Active Cases



Togo: Total Active Cases



.....: 7-day moving average