



AFRICAN DEVELOPMENT BANK GROUP

Weekly Data Flash on Covid-19 in Africa¹:

The situation as of Sunday, July 3, 2022

Statistics Department (ECST)

¹ This briefing note has been prepared by Roza Mamuye Bora, Principal Statistician; Anouar Chaouch, Senior Statistician; Soumaila Karambiri, Statistical Assistant; Regis Hauhouot Stephane, Statistical Assistant and Desire Lakpa Guy, Statistical Assistant; and Robert Maate, Chief Statistician under the supervision of Louis Kouakou, Ag Director, Statistics Department.

Contents

	Page
Highlights of the Covid-19 Situation in Africa as of July 3, 2022	1
Data Annexes: Africa	4
Highlights of the Covid-19 Situation in Central Africa as of July 3, 2022	6
Data Annexes: Central Africa	8
Highlights of the Covid-19 Situation in East Africa as of July 3, 2022	9
Data Annexes: East Africa	11
Highlights of the Covid-19 Situation in North Africa as of July 3, 2022	12
Data Annexes: North Africa	14
Highlights of the Covid-19 Situation in Southern Africa as of July 3, 2022	15
Data Annexes: Southern Africa	17
Highlights of the Covid-19 Situation in West Africa as of July 3, 2022	18
Data Annexes: West Africa	20

Highlights of the Covid-19 Situation in Africa for the Week Ending July 3, 2022

Vaccinations: Status Update

- **In the week ending July 3, 2022, over 90.4 million new Covid-19 vaccinations were reported to have been administered globally, leading to a cumulative total of over 12.1 billion since the start of the program.** In terms of the geographical distribution, China accounts for 28.1% of the total number of Covid-19 vaccinations administered to date, followed by India at 16.3% and the USA at 4.9%.
- **The number of African countries with data on Covid-19 vaccinations stands at 51, of which 32 released new data on the progress of the vaccination program this week.** As of July 3, 2022, a cumulative total of 533,878,778¹ vaccinations had been administered in Africa, which represents 4.4% of total global vaccinations. Egypt accounts for 17.1% of the vaccinations carried out in Africa to date, followed by Morocco (10.3%), Nigeria (9.5%) and South Africa (6.9%). As of July 3, 2022, 18.7% of Africa's population had completed² a course of vaccination and 23.9% had received at least one dose of vaccine.

Covid-19 Testing in Africa

- **As of Sunday, July 3, 2022, nearly 111.4 million tests for Covid-19 had been administered in Africa.** Nine countries collectively account for 64.3% of all the tests conducted in Africa by July 3, 2022, namely, South Africa (23.1%), Morocco (10.7%), Egypt (5.5%), Rwanda (5.0%), Nigeria (4.7%), Ethiopia (4.5%), Tunisia (4.2%), Kenya (3.4%) and Zambia (3.2%).
- **The average number of tests per 1 million people in Africa as of July 3, 2022, stands at 83,189.** Mauritius is leading on this indicator with 1,008,660 tests per 1 million people, followed by Botswana (971,736), Cabo Verde (907,465), Eswatini (893,508), Gabon (720,148), South Africa (434,383) and Rwanda (430,200).

Confirmed, New and Active Global Covid-19 Cases

- **Globally, the total number of confirmed Covid-19 cases since the start of the pandemic reached 549,155,485³, of which 95.4% have recovered.** The majority cases (36.9%) occurred in Europe, followed by Asia (29.2%), North America (19.1%), South America (10.8%) and Africa (2.2%).

¹ The total vaccination figures indicate the total number of vaccines administered, including both vaccinations completed and vaccines of at least one dose.

² Completed vaccination refers to population that have taken the minimum required doses of vaccination, depending on the type of vaccine.

³ Due to irregular reporting from countries and because not all cases are reported to health facilities, the total figure is believed to be underestimated globally.

- **The number of new cases reported globally in the review week amounted to 5,589,749,** indicating a 21.2% increase compared to the new cases recorded in the preceding week.
- **The cumulative total of global deaths due to Covid-19 reached 6,339,067, of which 10,075 were recorded in the week ending July 3, 2022.** This was 2.8% lower than the number of deaths recorded in the previous week. The number of global active cases increased by 1,096,766 cases in the week under review, bringing the total, as of July 3, 2022, to 18,782,717.
- **Africa accounts for 2.2% of the total global cases, 4.0% of total global deaths due to Covid-19, 2.1% of global recovered cases and 2.7% of active cases as of July 3, 2022, as detailed below.**

Confirmed, New and Active Covid-19 Cases in Africa

- **As of July 3, 2022, the total number of confirmed cases in Africa reached 11,886,737,⁴** 65.4% of which were in six countries, namely South Africa (33.6%), Morocco (10.3%), Tunisia (8.9%), Egypt (4.3%), Libya (4.2%) and Ethiopia (4.1%). The six countries with the lowest number of reported cases since the start of the pandemic were São Tomé & Príncipe, Chad, Liberia, Sierra Leone, Comoros and Guinea-Bissau, with cases ranging between 6,043 in São Tomé & Príncipe and 8,369 in Guinea-Bissau. These six countries collectively account for 0.4% of the confirmed cases in Africa. Considering population size, Seychelles, Botswana, Cabo Verde, Tunisia, Libya and South Africa are the six countries with the highest number of confirmed cases per 100,000 people, with rates ranging from 45,043 in Seychelles to 6,571 in South Africa.
- **In the week under review, a total of 49,562 new cases were reported in Africa,** which is 5.7% higher than new cases recorded in the previous week. These new cases in Africa account for 0.9% of the weekly new cases recorded globally. The North Africa region accounted for 54.7% of the weekly new cases in Africa, followed by Southern Africa (23.7%), East Africa (11.6%), West Africa (8.8%) and Central Africa (1.2%).
- **The number of active cases in Africa increased by 2,901 in the week ending July 3, 2022, indicating a cumulative total of 500,297 active cases.** Currently, five countries collectively account for 63.3% of the active cases in Africa, namely Rwanda (16.8%), Algeria (16.1%), Uganda (12.8%), Egypt (9.8%) and the Democratic Republic of Congo (7.8%).
- **Southern Africa and East recorded a decline in active cases, while an increase was observed in the rest of the regions, during the review week.**

Deaths and the Case Fatality Rates in Africa

- **As of July 3, 2022, a total of 254,992 deaths had been reported in Africa since the start of the pandemic,** of which 50.8% were in Southern Africa, 32.8% in North Africa, 10.3% in East Africa, 4.3% in West Africa, and 1.8% in Central Africa. The five countries with the highest number of reported deaths due to Covid-19 since the start of the pandemic are South Africa,

⁴ Djibouti and Lesotho have not released new data for this week ending July 3, 2022. Central African Republic, Republic of Congo, Comoros, Egypt, Burkina Faso, Gambia and Niger have not released new data for at least two consecutive weeks.

Tunisia, Egypt, Morocco and Ethiopia, ranging from 101,812 in South Africa to 7,541 in Ethiopia. A total of 198 new deaths were reported in Africa in the week under review, which is a 21.4% decline compared to the number recorded in the preceding week.

- **The case fatality rate (CFR), i.e. deaths per confirmed cases for Africa, stands at 2.1%, which is higher than the global CFR rate of 1.2%.** Regionally, West Africa has the lowest CFR at 1.3%, followed by Central Africa at 1.4%, East Africa at 1.9%, Southern Africa and North Africa at 2.3%. As of July 3, 2022, eighteen African countries recorded CFRs higher than the African average with the highest in Sudan at 7.9%, followed by Somalia (5.0%), Egypt (4.8%), Liberia (3.9%), Niger (3.4%), Malawi (3.1%), The Gambia (3.0%), Tunisia (2.7%), Mauritius (2.6%), Chad (2.6%), Algeria (2.6%), South Africa (2.5%), Namibia (2.4%), Mali (2.4%), Tanzania (2.4%), Senegal (2.3%), Uganda (2.2%) and Zimbabwe (2.2%).

Recovery Rates in Africa

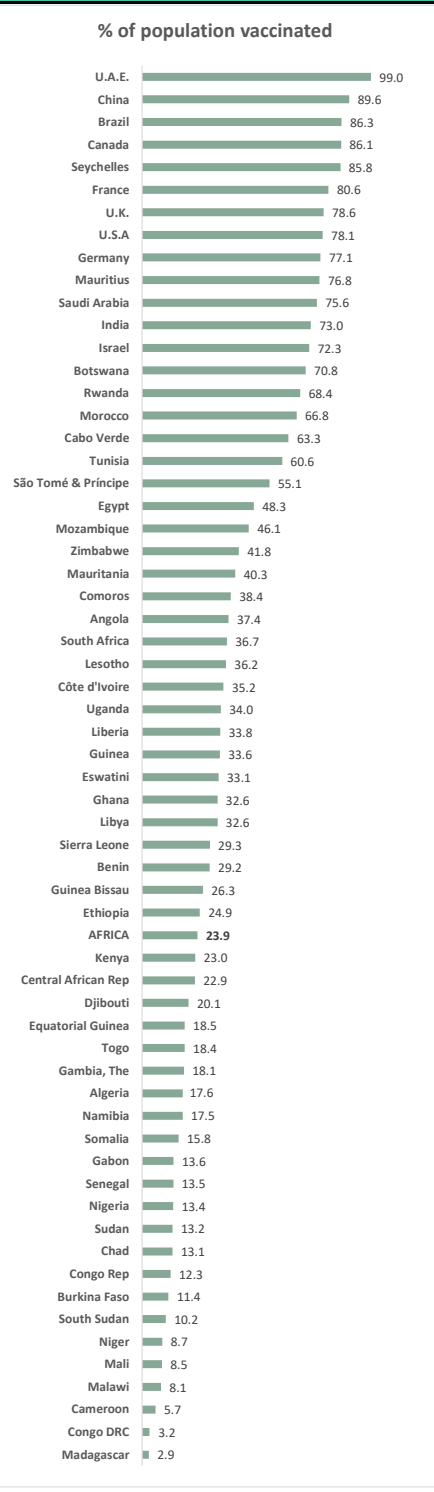
- **As of July 3, 2022, the cumulative total of recovered cases in Africa reached 11,038,848, representing 92.9% of its confirmed cases.⁵** Regionally, the recovery rates stand at 97.4% for West Africa, 97.2% for Southern Africa, 92.6% for North Africa, 82.0% for Central Africa and 75.3% for East Africa. In the week under review, a total of 45,988 newly recovered cases were reported in Africa.

⁵ Central African Republic, Chad, Tanzania, Sudan and Liberia are not currently reporting on recovered cases.

Status of Vaccinations Administered in Africa and Selected Global Countries for the Week Ending 03 July 2022

	Vaccinations					
	Total vaccinations	% of population vaccinated (at least one dose)	% of population vaccinated completed (2 doses)*	New vaccinations for the week of 3 July	New vaccinations for the week of 26 June	Weekly change
World	12,149,269,014	48.3	43.8	90,443,556	34,600,755	55,842,801
AFRICA	533,878,778	23.9	18.7	11,872,856	1,869,116	10,003,740
Algeria	15,205,854	17.6	14.5	0	0	0
Angola	19,565,024	37.4	20.1	78,097	0	78,097
Benin	4,156,907	29.2	21.6	0	0	0
Botswana	2,730,607	70.8	63.1	2,763	0	2,763
Burkina Faso	2,947,562	11.4	7.2	0	0	0
Cabo Verde	773,810	63.3	54.7	11,324	0	11,324
Cameroon	1,838,907	5.7	4.5	1,281	0	1,281
Central African Rep	1,217,399	22.9	21.7	23,718	0	23,718
Chad	2,356,138	13.1	12.4	1,012	0	1,012
Comoros	642,520	38.4	33.9	0	0	0
Congo DRC	3,514,480	3.2	2.5	562,355	0	562,355
Congo Rep	831,318	12.3	11.5	0	0	0
Côte d'Ivoire	12,753,769	35.2	26.0	0	0	0
Djibouti	222,387	20.1	16.1	12,912	0	12,912
Egypt	91,447,330	48.3	35.8	2,286,548	1,108,377	1,178,171
Equatorial Guinea	484,554	18.5	14.4	4,554	0	4,554
Eswatini ¹	535,393	33.1	28.7	0	0	0
Ethiopia	30,025,290	24.9	22.0	605,612	0	605,612
Gabon	567,334	13.6	11.2	448	0	448
Gambia, The	812,811	18.1	14.3	92,811	0	92,811
Ghana	18,448,498	32.6	22.3	2,244,868	0	2,244,868
Guinea	6,299,629	33.6	19.4	171,930	0	171,930
Guinea Bissau	572,775	26.3	17.0	10,058	0	10,058
Kenya	18,787,525	23.0	17.0	90,545	123,952	-33,407
Lesotho	933,825	36.2	33.7	0	0	0
Liberia	2,088,457	33.8	27.8	91,754	0	91,754
Libya	3,579,762	32.6	17.0	19,719	4,348	15,371
Madagascar	2,369,775	2.9	2.7	0	0	0
Malawi	2,166,402	8.1	6.3	0	0	0
Mali	2,406,986	8.5	6.3	98,741	0	98,741
Mauritania	2,850,398	40.3	27.9	4,509	0	4,509
Mauritius	2,554,648	76.8	74.2	3,010	0	3,010
Morocco	54,846,507	66.8	62.8	55,425	32,823	22,602
Mozambique	31,616,078	46.1	43.2	0	0	0
Namibia	834,756	17.5	14.9	0	0	0
Niger	3,726,602	8.7	6.2	0	0	0
Nigeria	50,619,238	13.4	9.9	4,227,646	0	4,227,646
Rwanda	22,371,698	68.4	64.5	157,386	0	157,386
São Tomé & Príncipe	214,560	55.1	41.1	0	0	0
Senegal	2,523,856	13.5	6.1	0	0	0
Seychelles	221,597	85.8	81.6	0	0	0
Sierra Leone	3,124,431	29.3	20.4	194,023	0	194,023
Somalia	3,143,630	15.8	9.8	53,510	93,325	-39,815
South Africa	36,843,272	36.7	31.8	83,174	157,744	-74,570
South Sudan	1,214,353	10.2	9.9	154,889	0	154,889
Sudan	9,710,092	13.2	8.3	0	0	0
Togo	3,290,821	18.4	18.4	0	0	0
Tunisia	13,192,714	60.6	53.4	0	6,202	-6,202
Uganda	21,490,654	34.0	23.3	222,534	0	222,534
Zambia	7,199,179	...	23.9	281,869	241,924	39,945
Zimbabwe	12,006,666	41.8	30.6	23,831	100,421	-76,590
Americas						
Brazil	486,074,748	86.3	79.0	34,429,159	2,353,993	32,075,166
Canada	87,335,449	86.1	82.6	266,798	958,551	-691,753
U.S.A	596,278,015	78.1	66.8	2,493,960	1,470,277	1,023,683
Asia						
China	3,410,000,433	89.6	87.3	5,390,681	10,105,752	-4,715,071
India	1,979,445,839	73.0	65.7	8,260,196	11,917,355	-3,657,159
Europe						
France	145,995,198	80.6	78.3	515,856	210,699	305,157
Germany	182,889,668	77.1	75.5	259,653	2,087,212	-1,827,559
Israel	18,187,957	72.3	66.1	8,743	9,634	-891
U.K.	149,726,052	78.6	73.5	324,366	316,872	7,494
Middle East						
Saudi Arabia	66,700,629	75.6	71.0	0	24,289	-24,289
U.A.E.	24,922,054	99.0	97.1	0	0	0

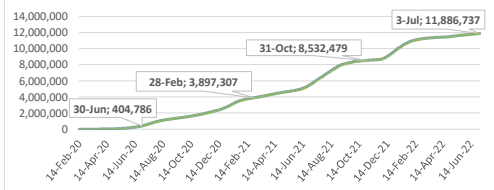
*: % of population vaccinated completed: Indicates the population that has taken the minimum required doses to complete vaccination depending on the type of vaccine



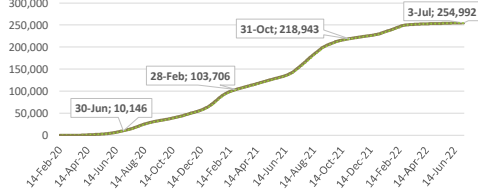
Summary of COVID-19 tracking in Africa: Situation for the week ending 03 July 2022

	Date of first case	Cases				Deaths				Recovered				Active				Test	
		Total cases	New cases for the week of	New cases for the week of	Weekly change from Previous week	Total deaths	New deaths for the week of	New deaths for the week of	Weekly change from Previous week	Total Recovered	New recovered for the week of	New recovered for the week of	Weekly change from Previous week	Active cases	New active for the week of	New active for the week of	Weekly change from Previous week	Total tests	Tests Per million People
			3 July	26 June			3 July	26 June			3 July	26 June			3 July	26 June			
World	31-Dec-19	549,155,485	5,589,749	4,613,822	975,927	6,339,067	10,075	10,366	-291	524,033,701	4,482,908	3,463,892	1,019,016	18,782,717	1,096,766	1,139,564	-42,798	6,477,841,167	831,047
Africa	14-Feb-20	11,886,737	49,562	46,871	2,691	254,992	198	252	-54	11,038,848	45,988	30,391	15,597	500,297	2,901	16,156	-13,255	111,375,394	83,189
Central Africa	6-Mar-20	321,689	585	1,335	-750	4,485	5	27	-22	263,733	19	33	-14	53,471	561	1,275	-714	6,457,915	44,078
East Africa	13-Mar-20	1,386,811	5,732	7,403	-1,671	26,214	15	16	-1	1,044,065	7,390	3,733	3,657	223,932	-2,148	3,582	-5,730	21,186,617	56,424
North Africa	14-Feb-20	3,621,648	27,123	21,109	6,014	83,710	39	29	10	3,355,433	16,951	10,942	6,009	182,505	10,133	10,138	-5	26,585,734	128,785
Southern Africa	5-Mar-20	5,702,908	11,745	13,225	-1,480	129,540	133	171	-38	5,543,950	18,212	12,722	5,490	29,418	-6,600	332	-6,932	41,980,934	196,923
West Africa	28-Feb-20	853,681	4,377	3,799	578	11,043	6	9	-3	831,667	3,416	2,961	455	10,971	955	829	126	15,164,194	38,177

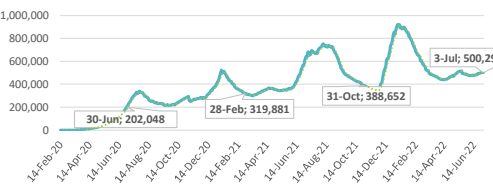
Africa: Total Cases



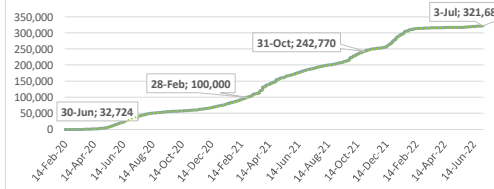
Africa: Total Deaths



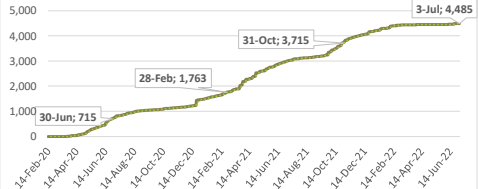
Africa: Total Active Cases



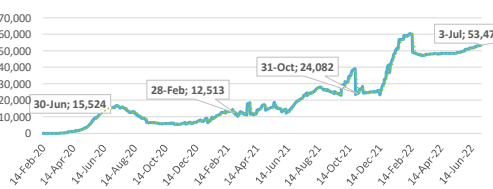
Central Africa: Total Cases



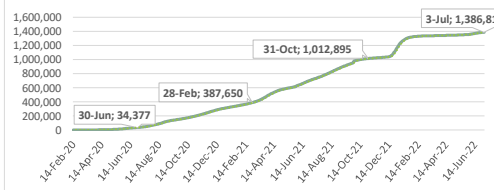
Central Africa: Total Deaths



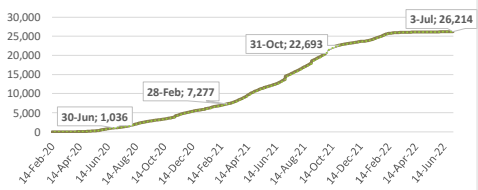
Central Africa: Total Active Cases



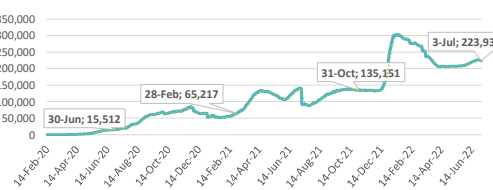
East Africa: Total Cases



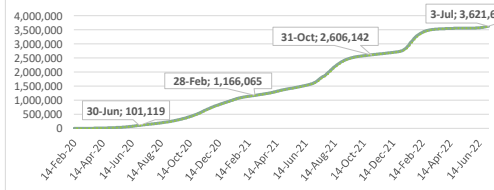
East Africa: Total Deaths



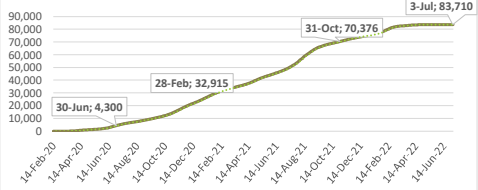
East Africa: Total Active Cases



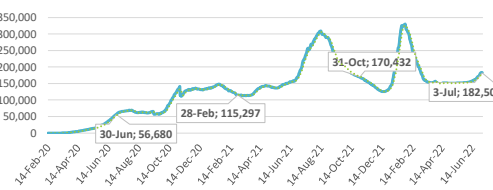
North Africa: Total Cases



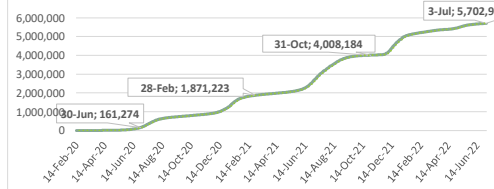
North Africa: Total Deaths



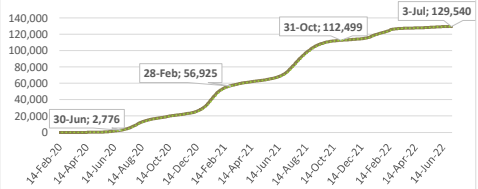
North Africa: Total Active Cases



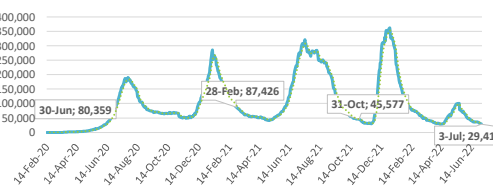
Southern Africa: Total Cases



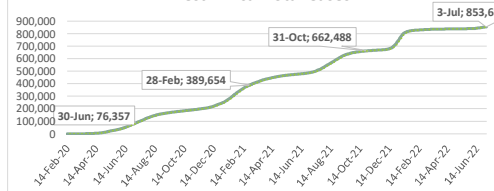
Southern Africa: Total Deaths



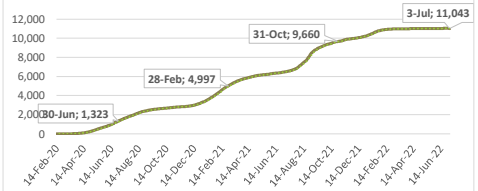
Southern Africa: Total Active Cases



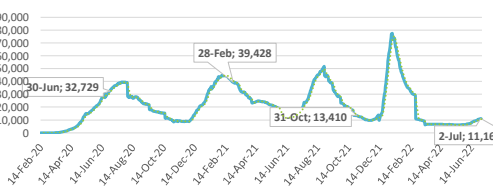
West Africa: Total Cases



West Africa: Total Deaths



West Africa: Total Active Cases



.....: 7-day moving average

Central Africa

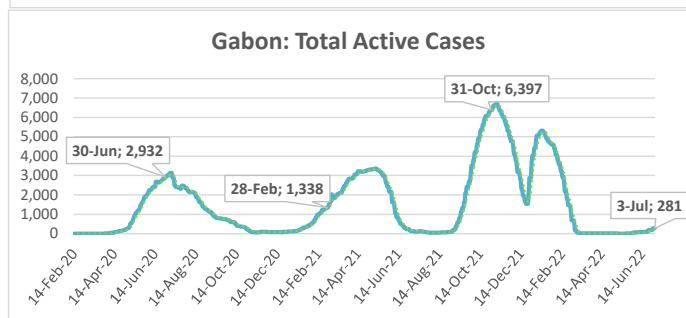
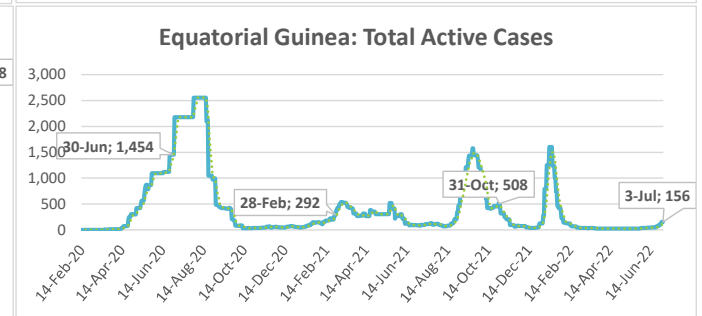
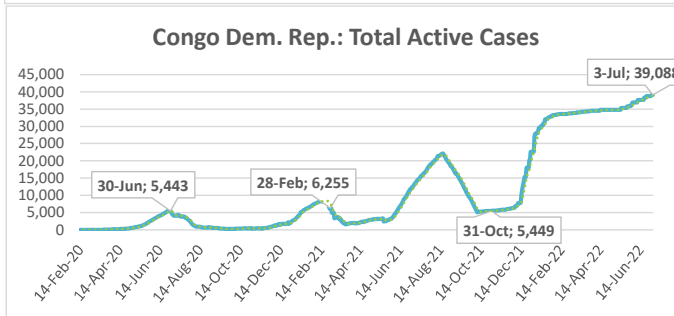
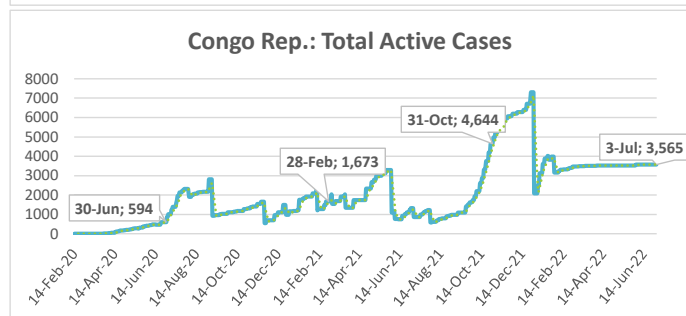
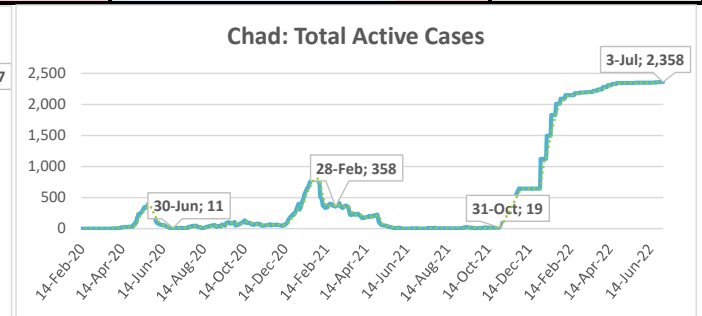
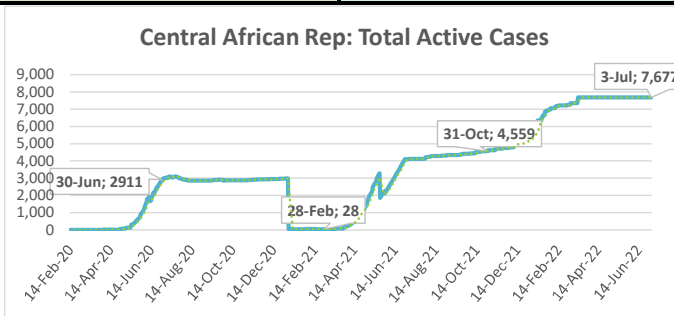
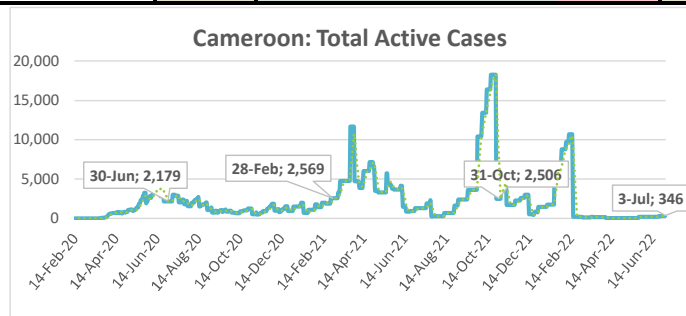
Highlights of the Covid-19 Situation in Central Africa for the Week Ending July 3, 2022

- **As of July 3, 2022, the number of reported total cases in the Central Africa region reached 321,689.** The total number of Covid-19 tests conducted and tests per 1 million people in the region, stood at 6,457,915 and 44,078 respectively. The region reported 585 new cases during the week.
- **The total number of deaths reported since the start of the pandemic reached 4,485,** with 5 new deaths reported during the review week. The number of total recovered cases was 263,733¹, with 19 newly recovered cases reported during the week. The total number of active cases stands at 53,471, indicating an increase of 561 cases during the review week, which is mainly attributable to the Democratic Republic of Congo.
- **Cameroon accounted for 37.3% of the total cases reported in the region since the start of the pandemic, while the Democratic Republic of Congo accounted for 53.2% of the new cases reported during the week.** Chad recorded the lowest number of total cases in the region since the start of the pandemic, at 7,425.
- **The average case fatality rate (CFR) based on cumulative total cases and deaths as of July 3, 2022, for the region, stands at 1.4%.** The highest CFR in the region was reported in Chad at 2.6% and the lowest in Gabon at 0.6%.

¹ Central African Republic and Chad are not releasing data on recovered cases.

Summary of COVID-19 tracking in Central Africa: Situation for the week ending 03 July 2022

	Date of first case	Cases				Deaths				Recovered				Active				Test	
		Total cases	New cases for the week of	New cases for the week of	Weekly change	Total deaths	New deaths for the week of	New deaths for the week of	Weekly change from Previous week	Total Recovered	New recovered for the week of	New recovered for the week of	Weekly change from Previous week	Active cases	New active for the week of	New active for the week of	Weekly change from Previous week	Total tests	Tests Per million People
			3 July	26 June			3 July	26 June			3 July	26 June			3 July	26 June			
Central Africa	6-Mar-20	321,689	585	1,335	-750	4,485	5	27	-22	263,733	19	33	-14	53,471	561	1,275	-714	6,457,915	44,078
Cameroon	6-Mar-20	120,068	66	55	11	1,931	1	0	1	117,791	0	0	0	346	65	55	10	2,752,259	103,679
Central African Rep.	15-Mar-20	14,649	0	0	0	113	0	0	0	6,859	0	0	0	7,677	0	0	0	96,539	19,988
Chad	19-Mar-20	7,425	1	4	-3	193	0	0	0	4,874	0	0	0	2,358	1	4	-3	218,873	13,325
Congo Rep.	15-Mar-20	24,128	0	0	0	385	0	0	0	20,178	0	0	0	3,565	0	0	0	395,040	71,590
Congo Dem. Rep.	10-Mar-20	91,393	311	1,150	-839	1,375	4	26	-22	50,930	0	0	0	39,088	307	1,124	-817	1,052,583	11,753
Equatorial Guinea	14-Mar-20	16,087	92	44	48	183	0	0	0	15,748	9	20	-11	156	83	24	59	339,764	242,172
Gabon	12-Mar-20	47,939	115	82	33	305	0	1	-1	47,353	10	13	-3	281	105	68	37	1,602,857	720,148



.....: 7-day moving average

East Africa

Highlights of the Covid-19 Situation in East Africa for the Week Ending July 3, 2022

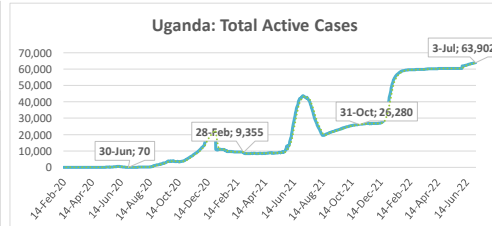
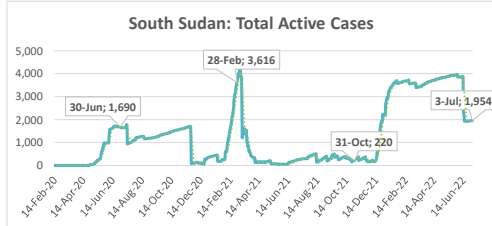
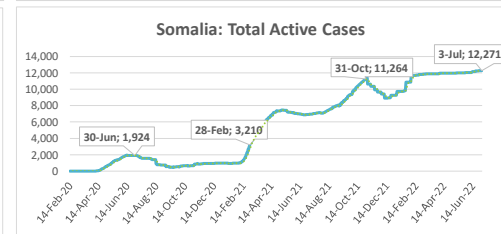
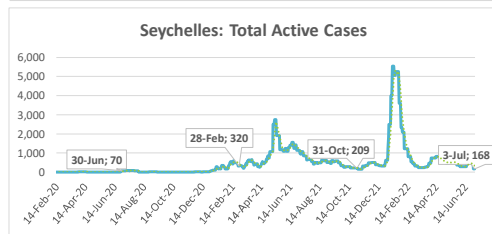
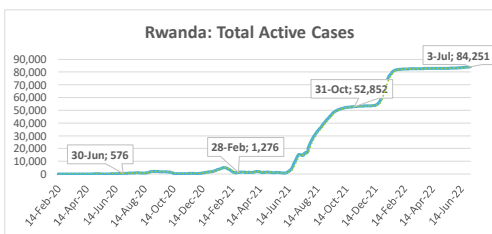
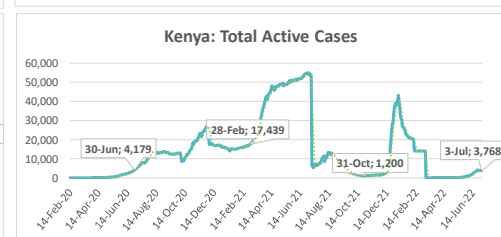
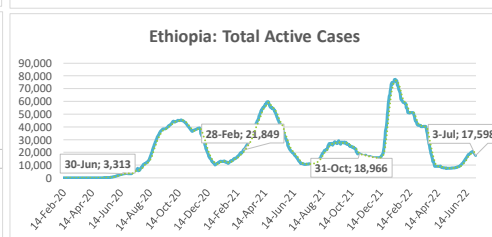
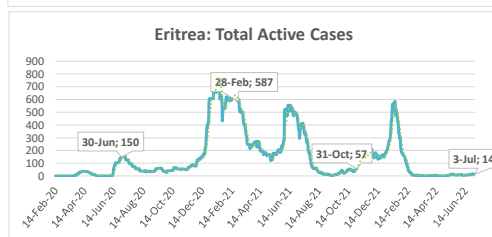
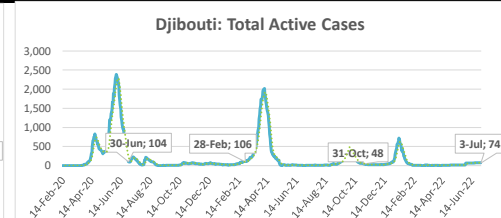
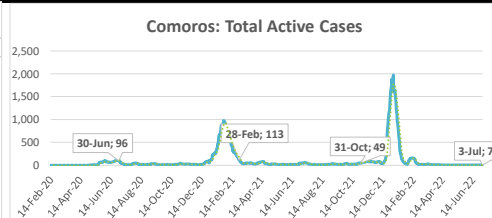
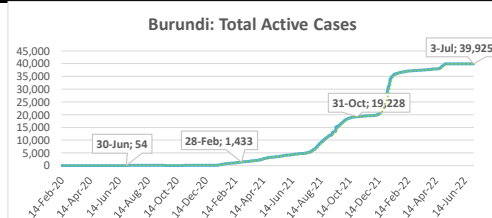
- **As of Sunday, July 3, 2022, the cumulative number of total cases in the East Africa region since the start of the pandemic reached 1,386,811.** The total number of Covid-19 tests conducted and tests per 1 million people, in the region, stand at 21,186,617 and 56,424 respectively. The region reported 5,732 new cases in the review week, which is a 22.6% decline compared to the new cases recorded in the preceding week.
- **The total number of deaths reported reached 26,214, with 15 new deaths occurring during the week ending July 3, 2022.** The number of total recovered cases reached 1,044,065,¹ of which 7,390 were newly recovered cases during the review week. The total number of active cases in the region currently stands at 223,932, indicating a decline of 2,148 cases in the week. The weekly decline in the number of active cases in the region is mainly attributable to Ethiopia.
- **Ethiopia accounted for 35.3% of the total cases reported in the region since the start of the pandemic, while Kenya accounted for 35.3% of the new cases reported in the region during the review week.** Comoros recorded the lowest number of total cases in the region since the start of the pandemic at 8,100, of which 97.9% are reported to have recovered.
- **The average case fatality rate (CFR)² for the East Africa region, based on cumulative total cases and deaths as of July 3, 2022, stands at 1.9%.** The highest CFR in the region was reported in Sudan at 7.9% and the lowest in Seychelles at 0.4%.

¹ Sudan and Tanzania are not releasing data on recovered cases.

² Burundi published no new data on deaths since 6 January 21, hence is excluded from the CFR comparison.

Summary of COVID-19 tracking in East Africa: Situation for the week ending 03 July 2022

	Date of first case	Cases				Deaths				Recovered				Active				Test	
		Total cases	New cases for the week of	New cases for the week of	Weekly change	Total deaths	New deaths for the week of	New deaths for the week of	Weekly change from Previous week	Total Recovered	New recovered for the week of	New recovered for the week of	Weekly change from Previous week	Active cases	New active for the week of	New active for the week of	Weekly change from Previous week	Total tests	Tests Per million People
			3 July	26 June			3 July	26 June			3 July	26 June			3 July	26 June			
East Africa	13-Mar-20	1,386,811	5,732	7,403	-1,671	26,214	15	16	-1	1,044,065	7,390	3,733	3,657	223,932	-2,148	3,582	-5,730	21,186,617	56,424
Burundi	31-Mar-20	42,698	156	144	12	38	0	0	0	2,735	156	144	12	39,925	0	0	0	1,633,198	137,350
Comoros	2-May-20	8,100	0	0	0	160	0	0	0	7,933	0	0	0	7	0	0	0	100,289	115,328
Djibouti	18-Mar-20	15,690	0	4	-4	189	0	0	0	15,427	0	0	0	74	0	4	-4	309,732	313,494
Eritrea	21-Mar-20	9,801	13	11	2	103	0	0	0	9,684	10	7	3	14	3	4	-1	23,693	6,681
Ethiopia	13-Mar-20	489,341	1,911	3,292	-1,381	7,541	11	7	4	464,202	4,589	1,333	3,256	17,598	-2,689	1,952	-4,641	5,066,039	44,066
Kenya	13-Mar-20	334,249	2,022	2,874	-852	5,655	3	1	2	324,826	2,159	2,101	58	3,768	140	772	912	3,763,301	69,987
Rwanda	14-Mar-20	131,233	414	251	163	1,460	1	0	1	45,522	0	0	0	84,251	413	251	162	5,572,046	430,200
Seychelles	15-Mar-20	44,847	178	148	30	167	0	0	0	44,512	459	148	311	168	-281	0	-281	21,504	218,654
Somalia	16-Mar-20	26,803	55	73	-18	1,350	0	0	0	13,182	0	0	0	12,271	55	73	-18	493,663	31,061
South Sudan	5-Apr-20	17,722	25	0	25	138	0	0	0	15,630	0	0	0	1,954	25	0	25	410,280	36,653
Sudan	13-Mar-20	62,624	73	62	11	4,951	0	1	-1	---	---	---	---	---	---	---	---	562,941	12,838
Tanzania	16-Mar-20	35,768	402	12	390	841	0	1	-1	---	---	---	---	---	---	---	---	455,776	7,630
Uganda	21-Mar-20	167,935	483	532	-49	3,621	0	6	-6	100,412	17	0	17	63,902	466	526	-60	2,774,155	60,649



.....: 7-day moving average

North Africa

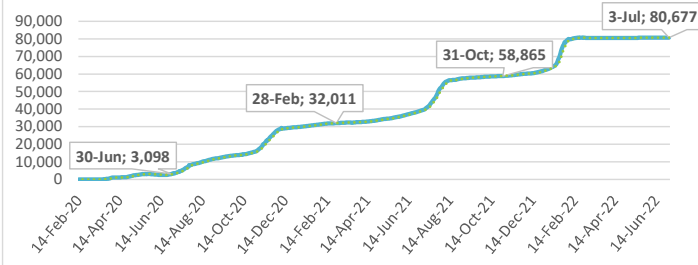
Highlights of the Covid-19 Situation in North Africa for the Week Ending July 3, 2022

- **As of Sunday, July 3, 2022, the cumulative total cases reported in the North Africa region reached 3,621,648, since the start of the pandemic.** The total number of Covid-19 tests conducted and tests per 1 million people, in the region, stand at 26,585,734 and 128,785 respectively. The region reported 27,123 new cases in the review week, which is a 28.5% increase compared to the new cases reported in the preceding week.
- **The cumulative total deaths reported for the region reached 83,710, of which 39 were new deaths during the week ending July 3, 2022.** The cumulative number of recovered cases since the start of the pandemic reached 3,355,433, of which 16,951 were newly recovered cases during the review week. The cumulative total of active cases stands at 182,505, indicating an increase of 10,133 cases during the week. The weekly increase in the number of active cases in the region is mainly attributable to Morocco followed by Tunisia.
- **Morocco accounted for 33.8% of the total cases reported in the region since the start of the pandemic and 76.4% of the new cases in the region during the week.** The lowest number of total cases in the region, since the start of the pandemic, was recorded in Mauritania at 60,252, of which 96.8% recovered.
- **The average case fatality rate (CFR) based on cumulative total cases and deaths as of July 3, 2022, for the region, stands at 2.3%.** The highest CFR in the region was recorded in Egypt at 4.8% and the lowest in Libya at 1.3%.

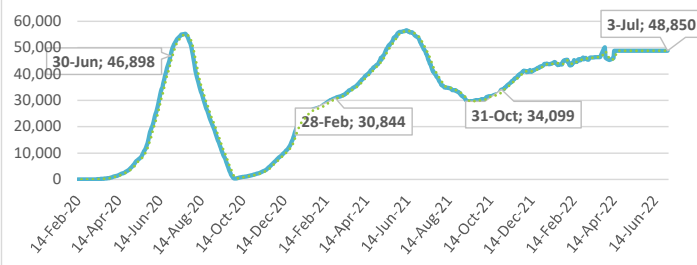
Summary of COVID-19 tracking in North Africa: Situation for the week ending 03 July 2022

	Date of first case	Cases				Deaths				Recovered				Active				Test	
		Total cases	New cases for the week of	New cases for the week of	Weekly change	Total deaths	New deaths for the week of	New deaths for the week of	Weekly change from Previous week	Total Recovered	New recovered for the week of	New recovered for the week of	Weekly change from Previous week	Active cases	New active for the week of	New active for the week of	Weekly change from Previous week	Total tests	Tests Per million People
			3 July	26 June			3 July	26 June			3 July	26 June			3 July	26 June			
North Africa	14-Feb-20	3,621,648	27,123	21,109	6,014	83,710	39	29	10	3,355,433	16,951	10,942	6,009	182,505	10,133	10,138	-5	26,585,734	128,785
Algeria	26-Feb-20	266,128	90	63	27	6,875	0	0	0	178,576	73	39	34	80,677	17	24	-7	230,861	5,265
Egypt	14-Feb-20	515,645	0	0	0	24,613	0	0	0	442,182	0	0	0	48,850	0	0	0	6,122,287	59,826
Libya	25-Mar-20	502,138	28	34	-6	6,430	0	0	0	490,973	0	0	0	4,735	28	34	-6	2,581,124	375,639
Mauritania	14-Mar-20	60,252	801	147	654	984	2	0	2	58,327	58	47	11	941	741	100	641	1,004,602	216,059
Morocco	5-Mar-20	1,225,305	20,727	18,588	2,139	16,117	16	14	2	1,183,869	14,809	10,046	4,763	25,319	5,902	8,528	-2,626	11,972,828	324,374
Tunisia	5-Mar-20	1,052,180	5,477	2,277	3,200	28,691	21	15	6	1,001,506	2,011	810	1,201	21,983	3,445	1,452	1,993	4,674,032	395,480

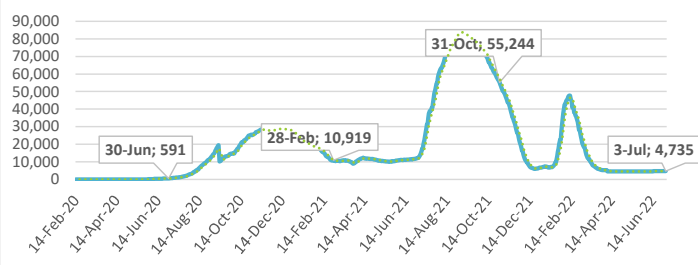
Algeria: Total Active Cases



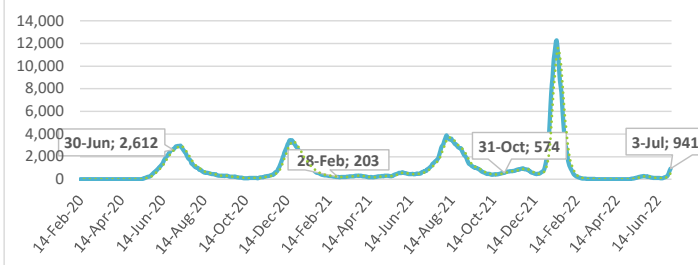
Egypt: Total Active Cases



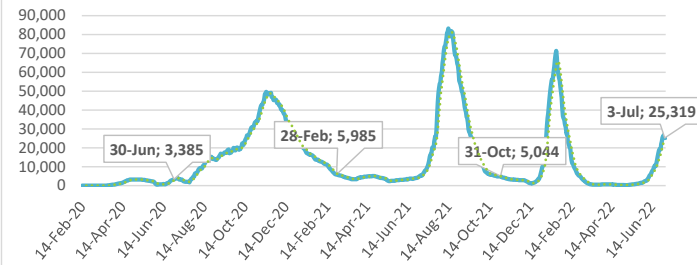
Libya: Total Active Cases



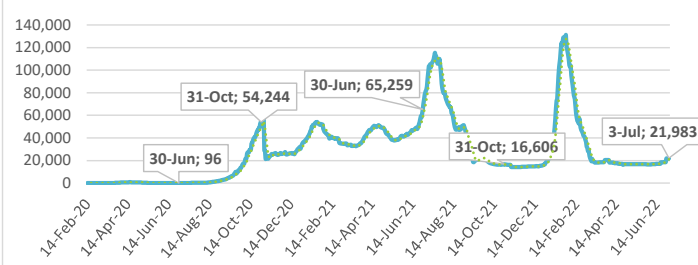
Mauritania: Total Active Cases



Morocco: Total Active Cases



Tunisia: Total Active Cases



.....: 7-day moving average

Southern Africa

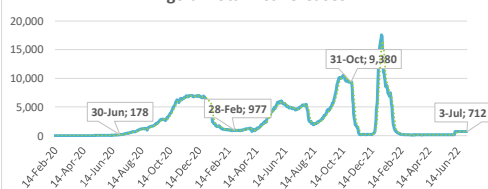
Highlights of the Covid-19 Situation in Southern Africa for the Week Ending July 3, 2022

- **As of Sunday, July 3, 2022, the number of cumulative total cases in the Southern Africa region reached 5,702,908.** The total number of Covid-19 tests conducted and tests per 1 million people, in the Southern region, stand at 41,980,934 and 196,923 respectively. The region reported 11,745 new cases in the review week, which is a 11.2% decline compared to the preceding week.
- **The total number of deaths reported reached 129,540, of which 133 were new deaths during the week.** The total number of recovered cases reached 5,543,950, of which 18,212 were newly recovered cases during the review week. The total number of active cases stands at 29,418, indicating a decline of 6,600 cases in the review week, which is mainly attributable to South Africa followed by Botswana.
- **As of July 3, 2022, South Africa accounted for 70.1% of the total cases reported in the region since the start of the pandemic, while Botswana accounted for 36.1% of the new cases in the region during the week.** The lowest number of total cases in the region, since the start of the pandemic, was recorded in São Tomé & Príncipe at 6,043 of which 98.5% are reported to have recovered.
- **The average case fatality rate (CFR) for the Southern region, based on cumulative total cases and deaths as of July 3, 2022, stands at 2.3%.** The highest CFR in the region was reported in Malawi at 3.1% and the lowest in Botswana at 0.9%.

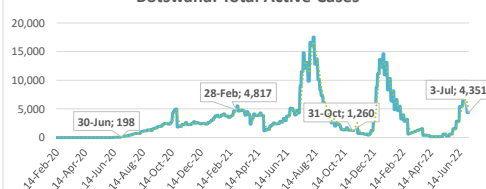
Summary of COVID-19 tracking in Southern Africa: Situation for the week ending 03 July 2022

	Date of first case	Cases				Deaths				Recovered				Active				Test	
		Total cases	New cases for the week of	New cases for the week of	Weekly change	Total deaths	New deaths for the week of	New deaths for the week of	Weekly change from Previous week	Total Recovered	New recovered for the week of	New recovered for the week of	Weekly change from Previous week	Active cases	New active for the week of	New active for the week of	Weekly change from Previous week	Total tests	Tests Per million People
			3 July	26 June			3 July	26 June			3 July	26 June			3 July	26 June			
Southern Africa	5-Mar-20	5,702,908	11,745	13,225	-1,480	129,540	133	171	-38	5,543,950	18,212	12,722	5,490	29,418	-6,600	332	-6,932	41,980,934	196,923
Angola	27-Mar-20	101,320	1,559	0	1,559	1,900	0	0	0	98,708	1,559	0	1,559	712	0	0	0	1,664,667	50,650
Botswana	16-Mar-20	322,769	4,241	4,286	-45	2,750	31	10	21	315,668	6,544	3,006	3,538	4,351	-2,334	1,270	-3,604	2,285,160	971,736
Eswatini	14-Mar-20	73,136	63	67	-4	1,416	1	0	1	71,644	22	84	-62	76	40	-17	57	1,036,616	893,508
Lesotho	13-May-20	33,938	0	192	-192	699	0	0	0	24,155	0	0	0	9,084	0	192	-192	465,338	217,219
Madagascar	20-Mar-20	65,787	406	372	34	1,401	3	0	3	63,540	254	153	101	846	149	219	-70	471,434	17,025
Malawi	2-Apr-20	86,576	178	194	-16	2,646	1	1	0	83,181	202	16	186	749	-25	177	-202	593,495	31,024
Mauritius	18-Mar-20	38,650	223	152	71	1,004	2	1	1	36,805	113	87	26	841	108	64	44	1,282,782	1,008,660
Mozambique	27-Mar-20	228,183	539	517	22	2,212	0	3	-3	225,441	510	624	-114	530	29	-110	139	1,349,208	43,167
Namibia	14-Mar-20	169,230	154	208	-54	4,065	4	5	-1	164,799	347	854	-507	366	-197	-651	454	1,061,990	417,957
São Tomé & Príncipe	6-Apr-20	6,043	20	13	7	73	0	0	0	5,950	13	7	6	20	7	6	1	45,776	208,871
South Africa	5-Mar-20	3,995,291	2,842	5,848	-3,006	101,812	81	127	-46	3,883,889	6,489	6,505	-16	9,590	-3,728	-784	-2,944	25,762,711	434,383
Zambia	18-Mar-20	326,259	1,149	822	327	4,007	4	9	-5	321,153	1,431	594	837	1,099	-286	219	-505	3,560,233	193,660
Zimbabwe	25-Mar-20	255,726	371	554	-183	5,555	6	15	-9	249,017	728	792	-64	1,154	-363	-253	-110	2,401,524	161,578

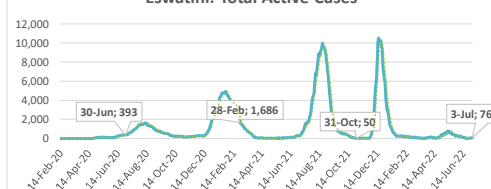
Angola: Total Active Cases



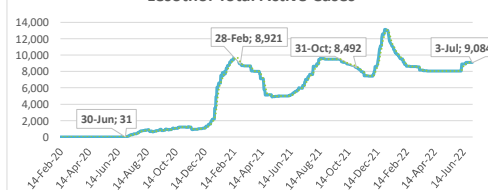
Botswana: Total Active Cases



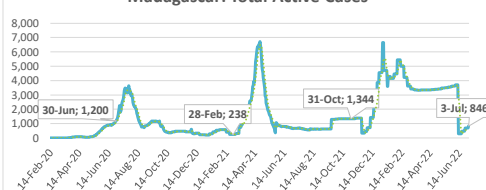
Eswatini: Total Active Cases



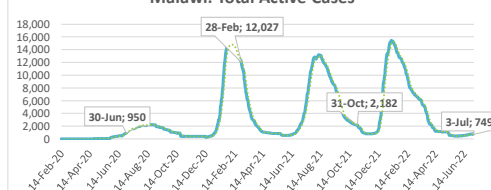
Lesotho: Total Active Cases



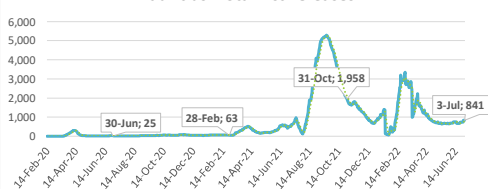
Madagascar: Total Active Cases



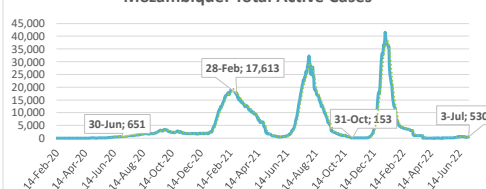
Malawi: Total Active Cases



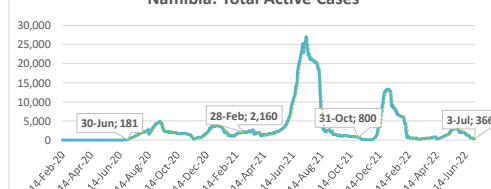
Mauritius: Total Active Cases



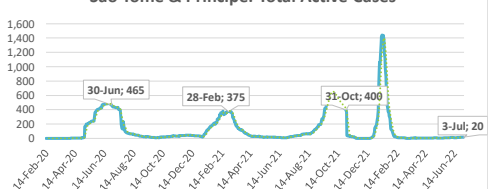
Mozambique: Total Active Cases



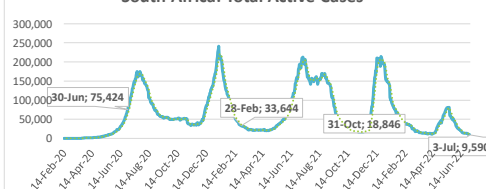
Namibia: Total Active Cases



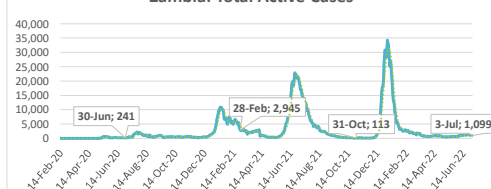
São Tomé & Príncipe: Total Active Cases



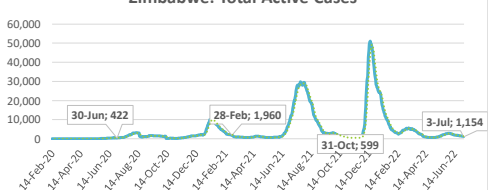
South Africa: Total Active Cases



Zambia: Total Active Cases



Zimbabwe: Total Active Cases



.....: 7-day moving average

West Africa

Highlights of the Covid-19 Situation in West Africa for the Week Ending July 3, 2022

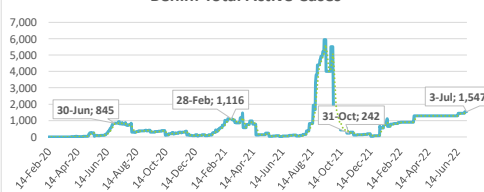
- **As of Sunday, July 3, 2022, the cumulative number of Covid-19 cases in the West Africa region had reached 853,681.** The total number of Covid-19 tests conducted and tests per 1 million people, in the West Africa region, stand at 15,164,194 and 38,177 respectively. The region reported 4,377 new cases during the week, which is a 15.2% increase compared to the new cases reported in the preceding week.
- **The total number of deaths reported reached 11,043 with 6 new deaths reported during the review week.** The total number of recovered cases since the start of the pandemic is 831,667¹, of which 3,416 were newly recovered cases during the review week. The total number of active cases stands at 10,971, indicating an increase of 955 cases in the week ending July 3, 2022. The weekly increase in the number of active cases in the region is mainly attributable to Nigeria followed by Côte d'Ivoire.
- **Nigeria accounted for 30.2% of the total cases reported in the region since the start of the pandemic, while Cabo Verde accounted for 36.2% of the new cases in the region during the review week.** Liberia recorded the lowest cumulative number of cases in the region since the start of the pandemic, at 7,497.
- **The average case fatality rate (CFR) based on cumulative total cases and deaths as of July 3, 2022, for the region, stands at 1.3%.** The highest CFR in the region was reported in Liberia at 3.9% and the lowest in Benin at 0.6%.

¹ Liberia has not been releasing data on recovered cases for the past few months.

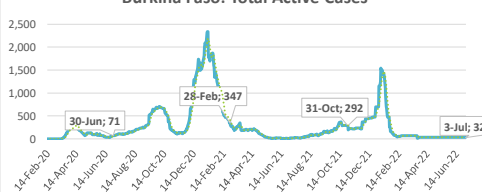
Summary of COVID-19 tracking in West Africa: Situation for the week ending 03 July 2022

	Date of first case	Cases				Deaths				Recovered				Active				Test	
		Total cases	New cases for the week of	New cases for the week of	Weekly change	Total deaths	New deaths for the week of	New deaths for the week of	Weekly change from Previous week	Total Recovered	New recovered for the week of	New recovered for the week of	Weekly change from Previous week	Active cases	New active for the week of	New active for the week of	Weekly change from Previous week	Total tests	Tests Per million People
			3 July	26 June			3 July	26 June			3 July	26 June			3 July	26 June			
West Africa	28-Feb-20	853,681	4,377	3,799	578	11,043	6	9	-3	831,667	3,416	2,961	455	10,971	955	829	126	15,164,194	38,177
Benin	16-Mar-20	27,216	94	0	94	163	0	0	0	25,506	0	0	0	1,547	94	0	94	604,310	49,847
Burkina Faso	9-Mar-20	21,044	0	0	0	387	0	0	0	20,625	0	0	0	32	0	0	0	324,773	15,537
Cabo Verde	20-Mar-20	61,002	1,586	1,240	346	405	2	1	-1	59,370	1,618	1,060	558	1,227	34	179	-213	504,539	907,465
Côte d'Ivoire	11-Mar-20	83,659	610	325	285	805	0	3	-3	82,337	301	256	45	517	309	66	243	1,553,680	58,900
Gambia, The	18-Mar-20	12,002	0	0	0	365	0	0	0	11,591	0	0	0	46	0	0	0	155,686	64,422
Ghana	12-Mar-20	166,397	851	1,625	-774	1,451	3	2	-1	163,482	890	1,442	-552	1,464	42	181	-223	2,476,646	79,704
Guinea	13-Mar-20	37,123	306	0	306	443	1	0	-1	36,638	305	0	305	42	0	0	0	714,406	54,399
Guinea-Bissau	27-Mar-20	8,369	21	41	-20	171	0	0	0	8,124	19	20	-1	74	2	21	-19	144,183	73,264
Liberia	16-Mar-20	7,497	4	4	0	294	0	0	0	5,747	0	0	0	1,456	4	4	0	139,824	27,646
Mali	25-Mar-20	31,171	15	19	-4	737	0	1	-1	30,334	9	11	-2	100	6	7	-1	713,294	35,223
Niger	20-Mar-20	9,031	0	0	0	310	0	0	0	8,628	0	0	0	93	0	0	0	254,538	10,515
Nigeria	28-Feb-20	257,637	679	385	294	3,144	0	0	0	250,287	110	22	88	4,206	569	363	206	5,279,608	25,612
Senegal	2-Mar-20	86,363	83	53	30	1,968	0	0	0	84,363	82	60	22	32	1	-7	8	1,115,761	66,637
Sierra Leone	31-Mar-20	7,702	8	6	-2	125	0	0	0	7,577	8	6	2	0	0	0	0	428,517	53,719
Togo	6-Mar-20	37,468	120	101	19	275	0	2	-2	37,058	74	84	-10	135	46	15	31	754,429	91,129

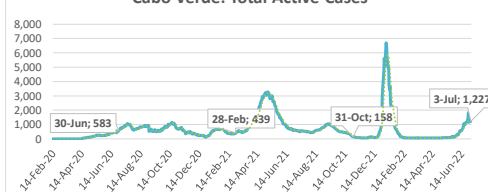
Benin: Total Active Cases



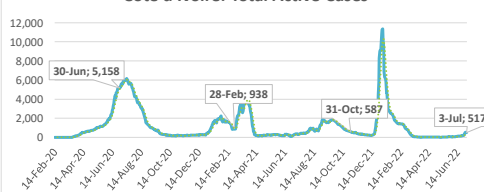
Burkina Faso: Total Active Cases



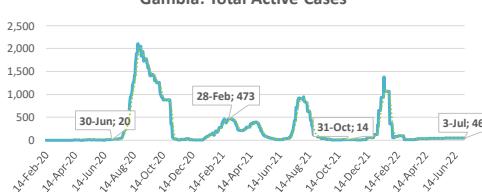
Cabo Verde: Total Active Cases



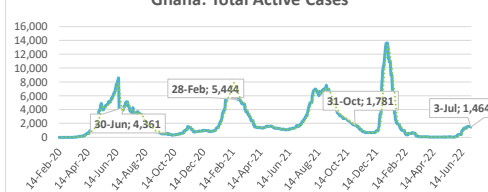
Côte d'Ivoire: Total Active Cases



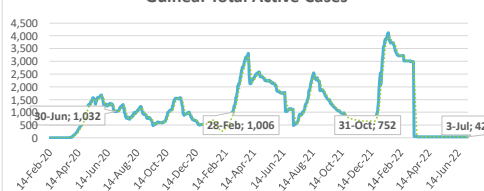
Gambia: Total Active Cases



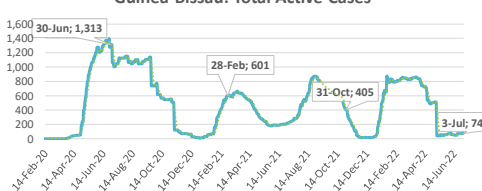
Ghana: Total Active Cases



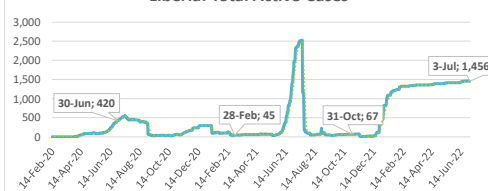
Guinea: Total Active Cases



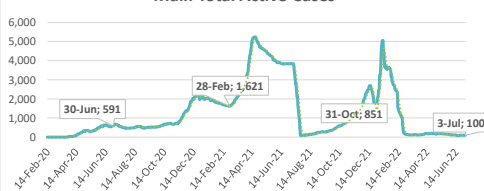
Guinea-Bissau: Total Active Cases



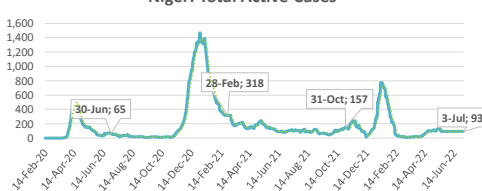
Liberia: Total Active Cases



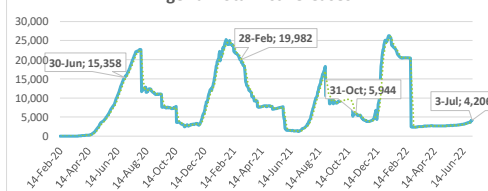
Mali: Total Active Cases



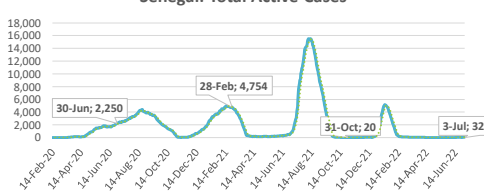
Niger: Total Active Cases



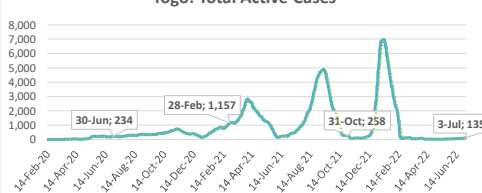
Nigeria: Total Active Cases



Senegal: Total Active Cases



Togo: Total Active Cases



.....: 7-day moving average